

PPI Detailed Report

Data for January 2022



U.S. Department of Labor

U.S. Bureau of Labor Statistics

A composite image with a green tint. The top half shows a large industrial machine, possibly a welding or grinding station, with bright sparks flying out. The bottom half shows a man and a woman in business attire looking at a document together in an office setting.

**Mining • Manufacturing • Services
Agriculture • Utilities • Construction**

PPI Detailed Report

Data for January 2022

Editors

Joseph Kowal
Gabriel Vera
Timothy Schermerhorn

Vol. 26, No. 1

Contents

	<i>Page</i>
Producer Price Indexes, January 2022	1
Recalculation of Seasonal Adjustment Factors	6
Charts	
Final demand	7
Processed goods for intermediate demand	8
Unprocessed goods for intermediate demand	9
Services for intermediate demand	10
Tables	
Producer Price Indexes	
1. Final demand – intermediate demand weights and percent changes, seasonally adjusted	11
2. Selected commodity groupings percent changes by final demand – intermediate demand category	17
3. Final demand – intermediate demand indexes, seasonally adjusted	27
4. Final demand – intermediate demand weights and percent changes, not seasonally adjusted	33
5. Final demand – intermediate demand indexes, not seasonally adjusted	39
6. Selected commodity and service groupings percent changes, not seasonally adjusted	45
7. Commodity and service groupings and individual items, percent changes, not seasonally adjusted	47
8. Commodity and service groupings and individual items, indexes and percent changes, seasonally adjusted	108
9. Commodity and service groupings and individual items indexes, not seasonally adjusted	132
10. Net output of selected industries and industry groups, indexes and percent changes.....	190
11. Net output of selected industries and their products indexes	192
12. Net output of selected industries and their products, percent changes	264
13. Special commodity groupings	340
14. Net inputs to industries, excluding capital investment, labor, and imports	342
Technical note	347

Producer Price Index Release Dates

The following is the schedule of release dates for Producer Price Index data for 2022. News releases are issued at 8:30 a.m. eastern time on each release date.

Reference Month	Release Date
December 2021	Jan. 13, 2022
January 2022	Feb. 15, 2022
February 2022	Mar. 15, 2022
March 2022	Apr. 13, 2022
April 2022	May 12, 2022
May 2022	Jun. 14, 2022
June 2022	Jul. 14, 2022
July 2022	Aug. 11, 2022
August 2022	Sep. 14, 2022
September 2022	Oct. 12, 2022
October 2022	Nov. 15, 2022
November 2022	Dec. 9, 2022

Producer Price Indexes – January 2022

The Producer Price Index for final demand increased 1.0 percent in January, seasonally adjusted. This rise followed advances of 0.4 percent in December 2021 and 0.9 percent in November. (See table A.) On an unadjusted basis, final demand prices moved up 9.7 percent for the 12 months ended January 2022.

In January, the index for final demand services rose 0.7 percent, and prices for final demand goods moved up 1.3 percent.

Prices for final demand less foods, energy, and trade services increased 0.9 percent in January 2022, the largest increase since rising 1.0 percent in January 2021. For the 12 months ended January 2022, the index for final demand less foods, energy, and trade services moved up 6.9 percent.

Final Demand

Final demand services: Prices for final demand services advanced 0.7 percent in January, the same as in December. Three-fourths of the rise in January can be traced to a 0.9-percent increase in the index for final demand services less trade, transportation, and warehousing. Likewise, margins for final demand trade services moved up 0.6 percent. (Trade indexes measure changes in margins received by wholesalers and retailers.) Prices for final demand transportation and warehousing services were unchanged.

Product detail: A major factor in the January increase in the index for final demand services was hospital outpatient care prices, which rose 1.6 percent. The indexes for machinery and vehicle wholesaling; apparel, jewelry, footwear, and accessories retailing; traveler accommodation services; portfolio management; and truck transportation of freight also moved higher. Conversely, margins for fuels and lubricants retailing fell 9.7 percent. The indexes for transportation of passengers (partial) and for physician care also decreased. (See table 2.)

Final demand goods: Prices for final demand goods advanced 1.3 percent in January after declining 0.1 percent in December. Over 40 percent of the broad-based increase can be traced to a 0.8-percent rise in the index for final demand goods less foods and energy. Prices for final demand energy and for final demand foods also moved higher, 2.5 percent and 1.6 percent, respectively.

Product detail: Within the final demand goods category in January, the index for motor vehicles and equipment rose 0.7

percent. Prices for diesel fuel, gasoline, beef and veal, dairy products, and jet fuel also increased. In contrast, the index for iron and steel scrap decreased 10.7 percent. Prices for unprocessed finfish and for natural gas also moved lower.

Intermediate Demand by Commodity Type

Within intermediate demand in January, prices for processed goods increased 1.7 percent, the index for unprocessed goods fell 2.0 percent, and prices for services advanced 0.4 percent. (See tables B and C.)

Processed goods for intermediate demand: The index for processed goods for intermediate demand rose 1.7 percent in January after declining 0.1 percent in December. Over half of the broad-based increase in January can be traced to prices for processed materials less foods and energy, which advanced 1.2 percent. The indexes for processed energy goods and for processed foods and feeds climbed 3.4 percent and 2.4 percent, respectively. For the 12 months ended in January, prices for processed goods for intermediate demand jumped 24.1 percent.

Product detail: In January, a 25.4-percent increase in the index for softwood lumber was a major contributor to the rise in prices for processed goods for intermediate demand. The indexes for diesel fuel, nonferrous metals, electric power, metal containers, and dairy products also moved higher. In contrast, prices for hot rolled steel sheet and strip decreased 6.4 percent. The indexes for natural gas to electric utilities and for pork also fell.

Unprocessed goods for intermediate demand: The index for unprocessed goods for intermediate demand declined 2.0 percent in January after falling 4.8 percent in December. Most of the January decrease is attributable to prices for unprocessed energy materials, which dropped 4.7 percent. The index for unprocessed foodstuffs and feedstuffs moved down 0.7 percent. In contrast, prices for unprocessed nonfood materials less energy edged up 0.1 percent. For the 12 months ended in January, the index for unprocessed goods for intermediate demand increased 29.7 percent.

Product detail: Leading the January decline in the index for unprocessed goods for intermediate demand, natural gas prices dropped 26.1 percent. The indexes for iron and steel scrap, raw milk, slaughter hogs, unprocessed finfish, and slaughter cattle also moved lower. Conversely, prices for nonferrous metal ores rose 6.5 percent. The indexes for crude petroleum and for hay, hayseeds, and oilseeds also increased.

Chart 1. One-month percent changes in selected PPI final demand price indexes, seasonally adjusted

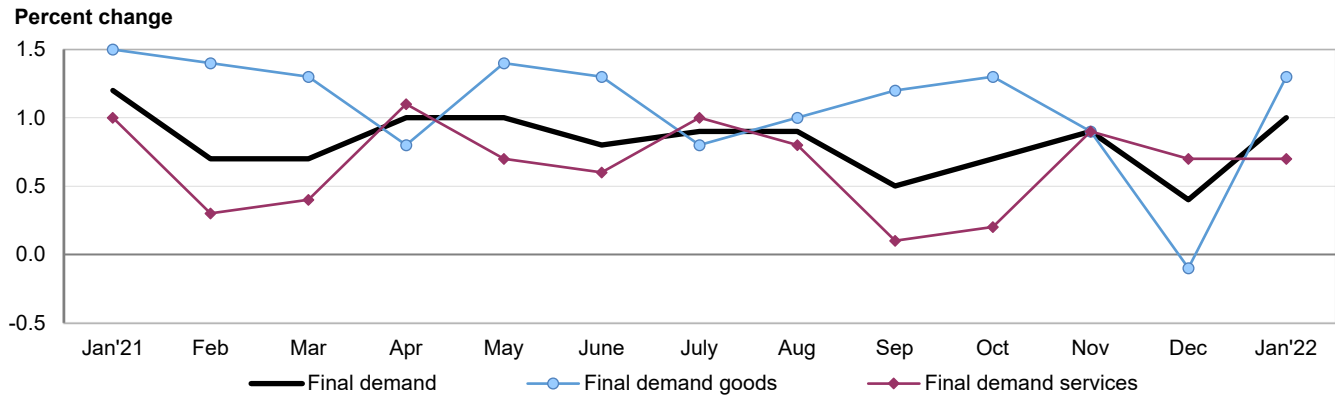


Chart 2. Twelve-month percent changes in selected PPI final demand price indexes, not seasonally adjusted

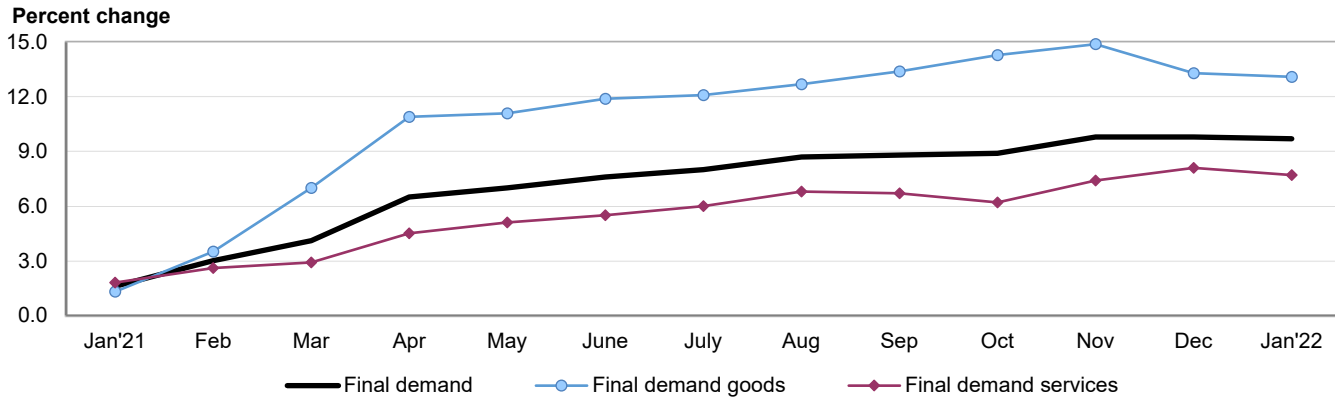


Table A. Monthly and 12-month percent changes in selected final demand price indexes, seasonally adjusted

Month	Total final demand	Final demand less foods, energy, and trade	Final demand goods				Final demand services				Change in final demand from 12 months ago (unadj.)	Change in final demand less foods, energy, and trade from 12 mo. ago (unadj.)
			Total	Foods	Energy	Less foods and energy	Total	Trade	Transportation and warehousing	Other		
2021												
Jan...	1.2	1.0	1.5	1.7	4.6	0.8	1.0	0.7	1.0	1.2	1.6	1.9
Feb...	0.7	0.4	1.4	1.2	5.6	0.5	0.3	0.3	1.2	0.2	3.0	2.3
Mar...	0.7	0.6	1.3	0.6	3.8	0.9	0.4	0.2	1.3	0.5	4.1	3.1
Apr....	1.0	0.8	0.8	1.4	-0.3	1.0	1.1	2.1	3.1	0.3	6.5	4.8
May...	1.0	0.5	1.4	2.5	1.5	1.1	0.7	1.8	0.2	0.2	7.0	5.3
June...	0.8	0.6	1.3	0.8	2.9	1.0	0.6	0.8	1.4	0.4	7.6	5.6
July....	0.9	0.7	0.8	-0.9	2.2	0.8	1.0	1.7	2.5	0.5	8.0	6.0
Aug...	0.9	0.4	1.0	2.1	1.3	0.6	0.8	2.1	0.8	0.2	8.7	6.2
Sept.1..	0.5	0.3	1.2	2.1	2.5	0.6	0.1	0.0	-1.0	0.3	8.8	6.1
Oct.1...	0.7	0.4	1.3	-0.1	5.0	0.7	0.2	0.6	1.1	-0.1	8.9	6.2
Nov.1...	0.9	0.8	0.9	1.2	0.9	0.8	0.9	1.1	2.6	0.6	9.8	7.0
Dec.1...	0.4	0.4	-0.1	-0.3	-1.7	0.4	0.7	1.5	1.6	0.2	9.8	7.0
2022												
Jan...	1.0	0.9	1.3	1.6	2.5	0.8	0.7	0.6	0.0	0.9	9.7	6.9

¹ Some of the percent changes shown here and elsewhere in this release may differ from those previously reported because seasonal adjustment factors have been recalculated to reflect developments during 2021. In addition, indexes for September 2021 through December 2021 have been recalculated to incorporate late reports and corrections by respondents. All indexes are subject to monthly revisions up to 4 months after original publication.

Table B. Monthly and 12-month percent changes in selected intermediate demand price indexes for goods by commodity type, seasonally adjusted

Month	Processed goods for intermediate demand					Unprocessed goods for intermediate demand				
	Total	Foods and feeds	Energy goods	Less foods and energy	Total, change from 12 months ago (unadj.)	Total	Food-stuffs and feed-stuffs	Energy materials	Nonfood materials less energy	Total, change from 12 months ago (unadj.)
2021										
Jan.....	1.8	0.9	2.1	1.8	3.4	5.8	4.0	5.4	8.6	7.9
Feb.....	2.7	2.2	6.1	1.9	7.1	11.8	2.2	33.7	-0.7	29.2
Mar.....	3.4	1.4	7.3	2.7	12.4	-4.0	1.8	-13.4	1.9	34.8
Apr.....	2.1	2.4	-1.8	3.0	18.7	0.8	5.6	-4.9	1.9	59.2
May.....	2.8	2.6	3.3	2.7	22.3	7.9	6.8	8.3	8.8	57.8
June.....	1.7	1.6	0.8	2.0	23.0	2.1	-0.5	5.6	1.0	52.9
July.....	1.6	-0.6	3.4	1.4	23.1	3.2	-1.0	9.7	0.6	56.0
Aug.....	1.0	1.5	0.0	1.1	23.0	1.4	3.0	0.2	1.4	52.5
Sept. ¹	1.2	1.5	2.1	0.9	23.8	2.8	0.8	8.0	-1.8	48.5
Oct. ¹	2.4	-0.4	6.7	1.6	25.7	6.0	-2.2	17.7	-1.5	55.5
Nov. ¹	1.5	0.1	2.5	1.4	26.6	2.3	1.2	2.4	3.4	49.5
Dec. ¹	-0.1	0.0	-2.9	0.6	24.3	-4.8	3.7	-12.0	-1.8	40.0
2022										
Jan.....	1.7	2.4	3.4	1.2	24.1	-2.0	-0.7	-4.7	0.1	29.7

¹ Some of the percent changes shown here and elsewhere in this release may differ from those previously reported because seasonal adjustment factors have been recalculated to reflect developments during 2021. In addition, indexes for September 2021 through December 2021 have been recalculated to incorporate late reports and corrections by respondents. All indexes are subject to monthly revisions up to 4 months after original publication.

Services for intermediate demand: The index for services for intermediate demand moved up 0.4 percent in January, the third consecutive increase. Most of the rise in January can be attributed to a 0.6-percent advance in prices for services less trade, transportation, and warehousing for intermediate demand. The index for transportation and warehousing services for intermediate demand moved up 0.3 percent, while margins for trade services for intermediate demand were unchanged. For the 12 months ended in January, the index for services for intermediate demand advanced 7.3 percent.

Product detail: Over a fifth of the January rise in the index for services for intermediate demand can be traced to a 2.7-percent advance in prices for architectural and engineering services. The indexes for hardware, building materials, and supplies retailing; gross rents for retail properties; portfolio management; legal services; and warehousing, storage, and related services also increased. In contrast, margins for chemicals and allied products wholesaling fell 4.1 percent. The indexes for arrangement of freight and cargo transportation and for radio advertising time sales also declined.

Table C. Monthly and 12-month percent changes in selected intermediate demand price indexes for services by commodity type, seasonally adjusted

Month	Services for intermediate demand				Total, change from 12 months ago (unadj.)
	Total	Trade	Transportation and warehousing	Other	
2021					
Jan.....	1.2	1.3	0.7	1.3	3.0
Feb.....	0.3	0.1	1.3	0.2	3.6
Mar.....	0.6	1.2	0.9	0.5	4.3
Apr.....	1.3	2.5	2.2	0.6	7.3
May.....	0.6	2.2	0.8	0.1	8.4
June.....	1.2	2.5	2.0	0.6	9.3
July.....	0.6	1.1	0.7	0.4	9.5
Aug.....	0.4	1.9	0.8	-0.2	9.0
Sept. ¹	0.3	-1.2	2.5	0.4	8.2
Oct. ¹	0.0	0.5	0.5	-0.3	7.4
Nov. ¹	0.6	-0.5	0.9	0.9	8.1
Dec. ¹	0.7	0.8	1.6	0.5	8.1
2022					
Jan.....	0.4	0.0	0.3	0.6	7.3

¹ Some of the percent changes shown here and elsewhere in this release may differ from those previously reported because seasonal adjustment factors have been recalculated to reflect developments during 2021. In addition, indexes for September 2021 through December 2021 have been recalculated to incorporate late reports and corrections by respondents. All indexes are subject to monthly revisions up to 4 months after original publication.

Intermediate Demand by Production Flow

Stage 4 intermediate demand: The index for stage 4 intermediate demand rose 1.1 percent in January after moving up 0.5 percent in December. In January, prices for total goods inputs to stage 4 intermediate demand advanced 1.7 percent, and the index for total services inputs climbed 0.6 percent. (See table D.) Increases in prices for metal containers, architectural and engineering services, softwood lumber, portfolio management, gross rents for retail properties, and diesel fuel outweighed decreases in the indexes for chemicals and allied products wholesaling, hot rolled steel sheet and strip, and unprocessed finfish. For the 12 months ended in January, prices for stage 4 intermediate demand rose 12.2 percent.

Stage 3 intermediate demand: The index for stage 3 intermediate demand moved up 0.8 percent in January after rising 0.7 percent in December. In January, prices for total goods inputs to stage 3 intermediate demand increased 1.0 percent, and the index for total services inputs advanced 0.4 percent. Rising prices for diesel fuel, jet fuel, nonferrous metals, softwood lumber, architectural and engineering services, and slaughter poultry outweighed declines in the indexes for hot rolled steel sheet and strip, raw milk, and arrangement of freight and cargo transportation. For the 12 months ended in January, prices for stage 3 intermediate demand jumped 19.0 percent.

Stage 2 intermediate demand: The index for stage 2 intermediate demand declined 0.5 percent in January after decreasing 2.2 percent in December. In January, prices for total goods inputs to stage 2 intermediate demand fell 1.3 percent. Conversely, the index for total services inputs advanced 0.1 percent. Decreases in the indexes for natural gas, iron and steel scrap, ethanol, fuels and lubricants retailing, arrangement of freight and cargo transportation, and radio advertising time sales outweighed increases in prices for legal services, crude petroleum, and nonferrous metals. For the 12 months ended in January, prices for stage 2 intermediate demand rose 17.9 percent.

Stage 1 intermediate demand: Prices for stage 1 intermediate demand moved up 1.0 percent in January following a 0.3-percent advance in December. In January, the index for total goods inputs to stage 1 intermediate demand rose 1.3 percent, and prices for total services inputs increased 0.5 percent. Advances in the indexes for diesel fuel; hardware, building materials, and supplies retailing; traveler accommodation services; architectural and engineering services; general purpose machinery and equipment; and paints and allied products outweighed decreases in the indexes for iron and steel scrap, hot rolled steel sheet and strip, and chemicals and allied products wholesaling. For the 12 months ended in January, prices for stage 1 intermediate demand jumped 16.7 percent.

Table D. Monthly percent changes in selected intermediate demand price indexes by production flow, seasonally adjusted

Month	Stage 4 intermediate demand			Stage 3 intermediate demand			Stage 2 intermediate demand			Stage 1 intermediate demand		
	Total	Goods inputs	Services inputs	Total	Goods inputs	Services inputs	Total	Goods inputs	Services inputs	Total	Goods inputs	Services inputs
2021												
Jan.....	1.3	1.5	1.3	2.0	2.2	1.6	2.5	4.8	0.9	1.8	2.4	1.3
Feb.....	0.8	1.5	0.2	2.1	4.0	0.5	5.5	12.4	0.2	1.5	2.8	0.2
Mar.....	1.4	1.9	0.7	2.4	4.4	0.6	-1.5	-3.9	0.6	2.2	3.7	0.9
Apr.....	1.4	1.7	1.2	2.7	4.3	1.3	0.4	-0.5	1.2	1.7	1.9	1.6
May.....	1.2	2.2	0.5	2.4	3.8	0.9	3.0	6.3	0.3	2.6	3.9	1.3
June.....	1.3	1.5	1.1	1.6	1.8	1.3	2.1	3.1	1.2	1.5	1.6	1.5
July.....	1.0	1.0	1.0	1.0	1.6	0.4	2.3	4.3	0.6	1.4	2.1	0.8
Aug.....	0.7	0.9	0.6	1.0	1.6	0.4	0.7	0.9	0.5	0.8	1.3	0.5
Sept. ¹	0.4	0.8	0.1	1.1	1.2	1.0	2.2	3.6	0.9	0.2	0.7	-0.3
Oct. ¹	0.6	1.3	0.0	1.0	1.9	0.2	3.7	7.8	-0.1	1.1	2.5	-0.3
Nov. ¹	1.1	1.5	0.8	0.8	1.2	0.4	1.2	1.7	0.7	1.2	2.0	0.4
Dec. ¹	0.5	0.6	0.4	0.7	0.5	0.9	-2.2	-5.5	1.1	0.3	-0.1	0.7
2022												
Jan.....	1.1	1.7	0.6	0.8	1.0	0.4	-0.5	-1.3	0.1	1.0	1.3	0.5

¹ Some of the percent changes shown here and elsewhere in this release may differ from those previously reported because seasonal adjustment factors have been recalculated to reflect developments during 2021. In addition, indexes for September 2021 through December 2021 have been recalculated to incorporate late reports and corrections by respondents. All indexes are subject to monthly revisions up to 4 months after original publication.

Recalculation of Seasonal Adjustment Factors

Effective with this report, seasonal adjustment factors have been recalculated to reflect price-movement patterns during 2021 for the Final Demand-Intermediate Demand (FD-ID) system and commodity-grouping indexes. This routine annual recalculation may affect previously published seasonally adjusted indexes and percent changes for January 2017 through December 2021.

Revised seasonally adjusted data for this period, as well as seasonal adjustment factors for directly adjusted commodity indexes to be used through December 2022, were released February 11, 2022. To obtain this information, contact

the Producer Price Index Section of Index Analysis and Public Information at ppi-info@bls.gov or (202) 691-7705, or visit the Producer Price Index homepage at www.bls.gov/ppi.

Tables E and F below provide monthly seasonally adjusted percent changes for major FD-ID system indexes in 2021, based on former and recalculated seasonal factors. These percent changes include final price data through August 2021 and may differ from values shown in tables A through D of this release, which include final price data through September 2021 and revised interim data for October through December.

Table E. Over-the-month percent changes in major final demand indexes, seasonally adjusted, using former and recalculated seasonal factors for 2021

Month	Final demand		Final demand goods		Final demand services		Final demand less foods, energy, and trade services	
	Former	Recalculated	Former	Recalculated	Former	Recalculated	Former	Recalculated
January	1.2	1.2	1.6	1.5	1.0	1.0	1.0	1.0
February	.7	.7	1.6	1.4	.3	.3	.4	.4
March	.8	.7	1.5	1.3	.3	.4	.6	.6
April	1.0	1.0	.7	.8	1.2	1.1	.8	.8
May	.9	1.0	1.5	1.4	.6	.7	.5	.5
June	.9	.8	1.2	1.3	.6	.6	.6	.6
July	.9	.9	.7	.8	1.0	1.0	.8	.7
August	.9	.9	.9	1.0	.9	.8	.4	.4
September	.4	.5	1.1	1.2	.1	.2	.3	.3
October	.6	.7	1.3	1.3	.2	.2	.3	.4
November	1.0	.9	1.1	.9	.9	.8	.8	.8
December	.2	.3	-.4	-.1	.5	.6	.4	.3

Table F. Over-the-month percent changes in major intermediate demand indexes, seasonally adjusted, using former and recalculated seasonal factors for 2021

Month	Processed goods for intermediate demand		Unprocessed goods for intermediate demand		Services for intermediate demand	
	Former	Recalculated	Former	Recalculated	Former	Recalculated
January	1.8	1.8	5.3	5.8	1.1	1.2
February	2.9	2.7	11.9	11.8	.3	.3
March	3.5	3.4	-4.2	-4.0	.6	.6
April	1.9	2.1	2.0	.8	1.3	1.3
May	2.9	2.8	7.2	7.9	.6	.6
June	1.8	1.7	1.8	2.1	1.2	1.2
July	1.6	1.6	2.9	3.2	.6	.6
August	.9	1.0	1.9	1.4	.4	.4
September	1.1	1.2	2.7	2.8	.4	.4
October	2.4	2.4	5.8	6.1	.0	.0
November	1.6	1.4	2.1	2.0	.3	.3
December	-.3	.0	-5.6	-6.0	.8	.7

Chart 1. The Final Demand Index and its component indexes, January 2018 through January 2022, 12-month percentage changes

Percent change

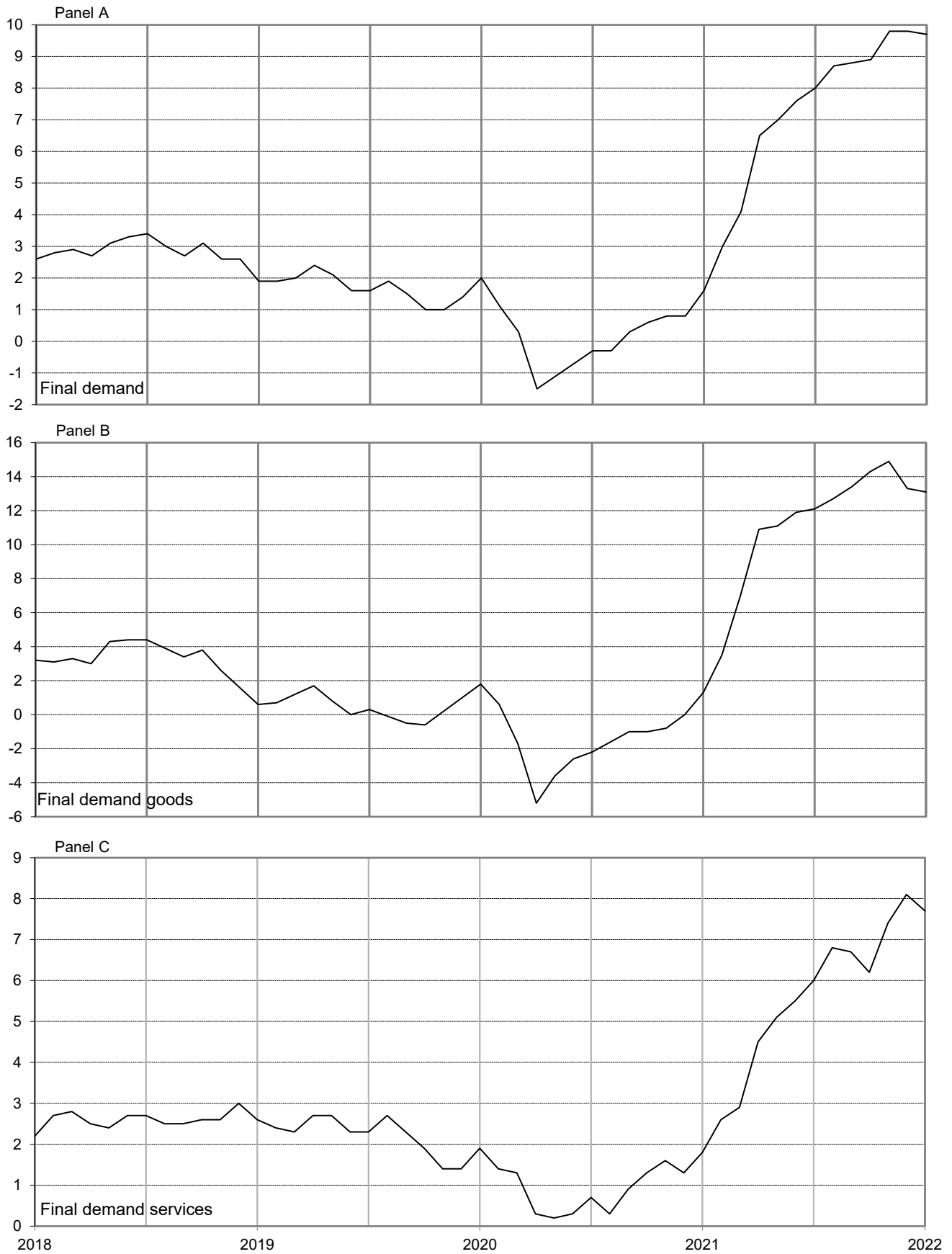


Chart 2. The Processed Goods for Intermediate Demand Index and its component indexes, January 2018 through January 2022, 12-month percentage changes

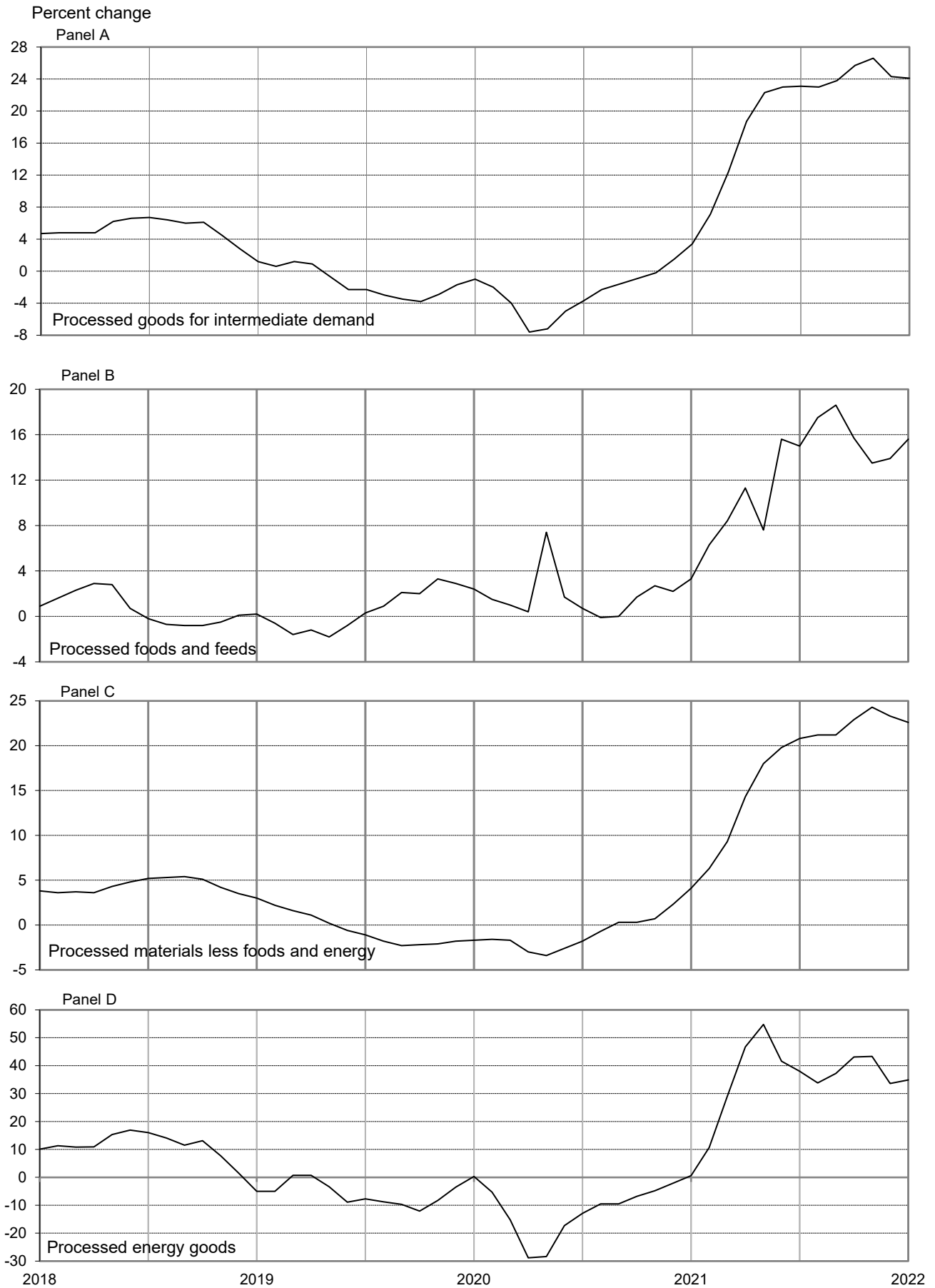


Chart 3. The Unprocessed Goods for Intermediate Demand Index and its component indexes, January 2018 through January 2022, 12-month percentage changes

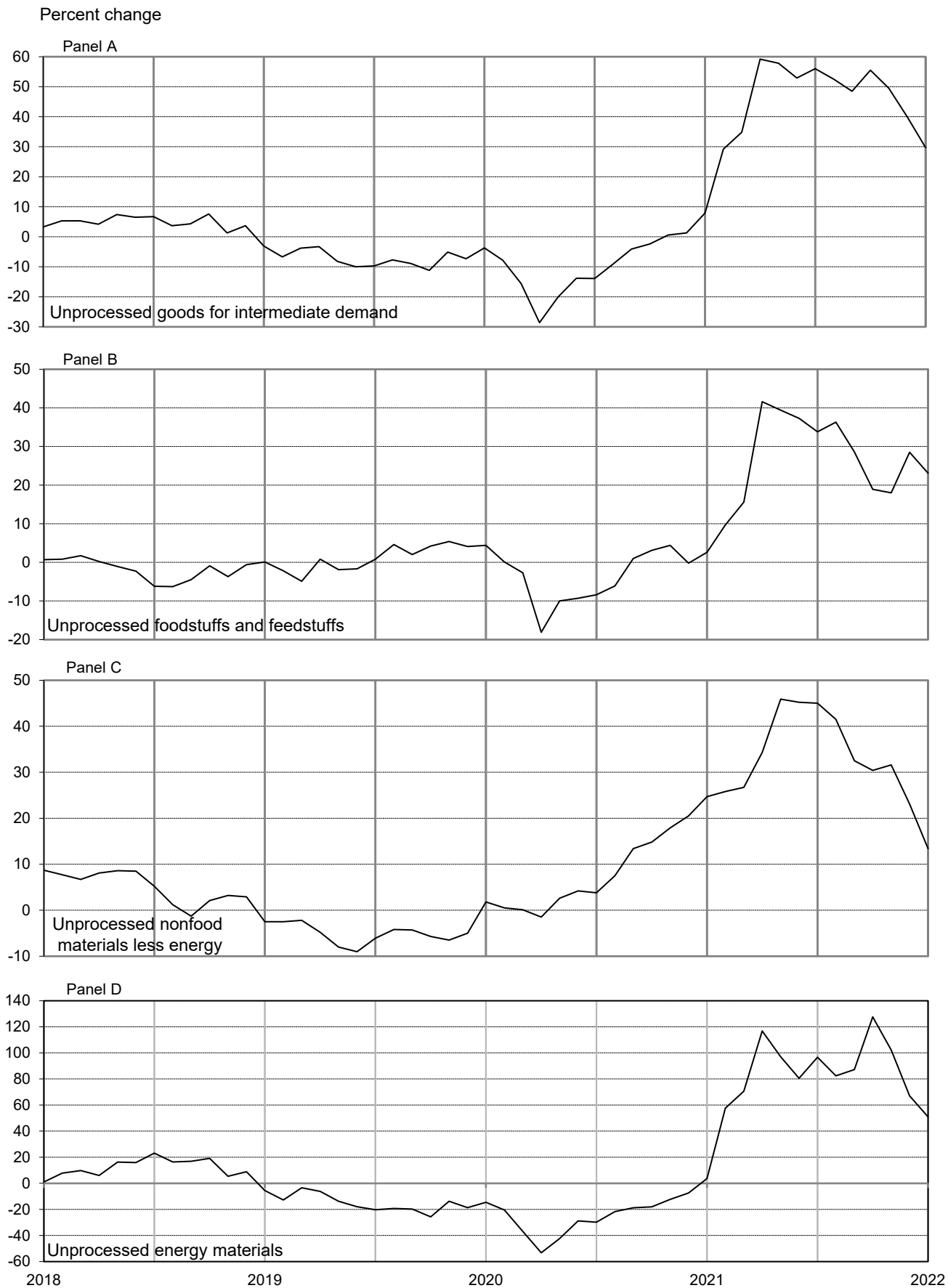
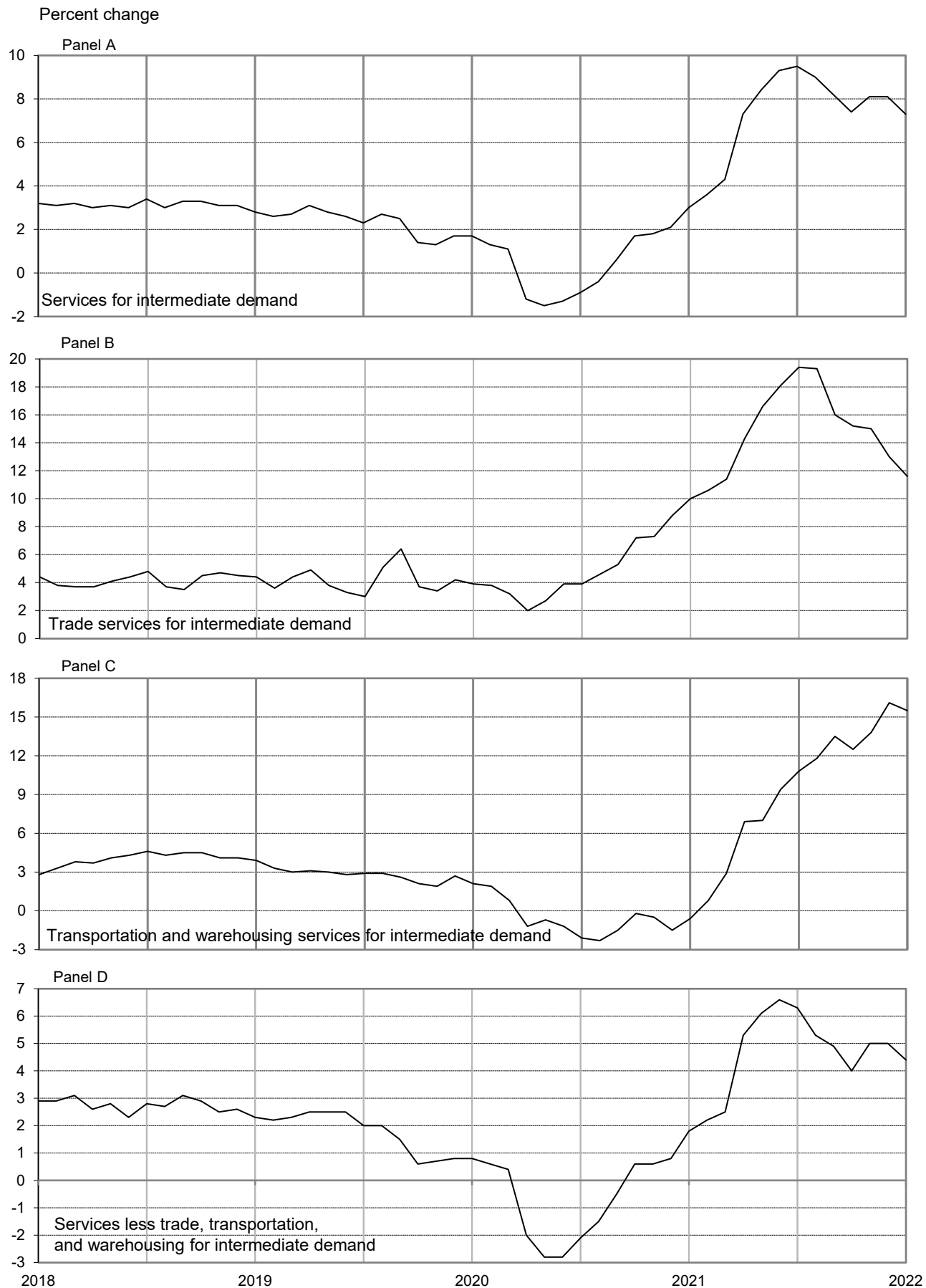


Chart 4. The Services for Intermediate Demand Index and its component indexes, January 2018 through January 2022, 12-month percentage changes



Source: U.S. Bureau of Labor Statistics, Producer Price Index Program

Table 1. Producer price index percentage changes and weights for Final Demand-Intermediate Demand groupings, seasonally adjusted
[January 2022]

Grouping	Commodity code		Relative Importance Dec. 2021 ¹	Unadjusted 12-month percent change ² Jan. 2021 to Jan. 2022 ^P	Seasonally adjusted 1-month percent change ²				
	Group code	Item code			Aug. to Sept.	Sept. to Oct. ^P	Oct. to Nov. ^P	Nov. to Dec. ^P	Dec. to Jan. ^P
Final Demand									
Final demand.....	FD	4	100.000	9.7	0.5	0.7	0.9	0.4	1.0
Final demand goods.....	FD	41	33.284	13.1	1.2	1.3	0.9	-0.1	1.3
Final demand foods.....	FD	411	5.743	12.8	2.1	-0.1	1.2	-0.3	1.6
Finished consumer foods ³	FD	4111	4.430	12.7	2.5	0.3	1.3	-0.3	1.4
Finished consumer foods, crude.....	FD	41113	0.461	13.2	10.3	7.7	9.8	-3.9	-5.1
Finished consumer foods, processed.....	FD	41112	3.969	12.6	1.8	-0.4	0.3	0.1	2.2
Government purchased foods.....	FD	4112	0.406	15.5	2.2	-1.2	0.5	-0.2	2.1
Foods for export.....	FD	4113	0.907	12.2	0.2	-1.6	1.2	-0.2	2.1
Final demand energy.....	FD	412	5.998	28.8	2.5	5.0	0.9	-1.7	2.5
Finished consumer energy goods ³	FD	4121	4.795	26.6	2.6	4.5	0.9	-1.2	1.7
Government purchased energy.....	FD	4122	0.838	36.6	2.1	7.1	0.9	-3.4	5.1
Energy for export.....	FD	4123	0.365	43.0	2.8	8.1	1.1	-4.0	6.4
Final demand goods less foods and energy.....	FD	413	21.543	9.4	0.6	0.7	0.8	0.4	0.8
Finished goods less foods and energy ³	FD	4131	12.154	7.2	0.6	0.5	0.6	0.6	1.0
Finished consumer goods less foods and energy.....	FD	41311	6.483	7.1	0.6	0.5	0.6	0.6	0.9
Nondurable consumer goods less foods and energy.....	FD	413111	4.078	6.7	0.7	0.6	0.7	0.7	0.8
Durable consumer goods.....	FD	413112	2.405	7.8	0.6	0.3	0.6	0.4	1.0
Private capital equipment.....	FD	41312	5.671	7.4	0.6	0.6	0.6	0.5	1.1
Private capital equipment for manufacturing industries.....	FD	413121	1.263	10.1	1.0	0.6	0.7	0.6	1.5
Private capital equipment for nonmanufacturing industries.....	FD	413122	4.408	6.6	0.5	0.6	0.6	0.5	1.0
Government purchased goods, excluding foods and energy.....	FD	4132	2.280	9.6	0.6	0.7	0.9	0.5	0.9
Government purchased goods excluding foods, energy, and capital equipment.....	FD	41321	1.357	13.6	0.6	0.9	1.3	0.6	1.2
Government purchased capital equipment.....	FD	41322	0.923	4.1	0.7	0.3	0.3	0.4	0.6
Goods for export, excluding foods and energy.....	FD	4133	7.109	13.3	0.4	0.9	1.2	0.0	0.5
Final demand services.....	FD	42	64.964	7.7	0.1	0.2	0.9	0.7	0.7
Final demand trade services ⁴	FD	423	20.219	13.3	0.0	0.6	1.1	1.5	0.6
Trade of finished goods ³	FD	4231	17.344	13.5	0.2	0.5	1.2	1.7	0.6
Trade of personal consumption goods.....	FD	42311	14.139	12.3	0.1	-0.1	1.1	1.8	0.2
Trade of private capital equipment.....	FD	42312	3.205	18.9	0.6	2.9	1.5	1.2	2.0
Trade of government purchased goods.....	FD	4232	0.758	13.2	-1.4	1.6	1.1	0.3	1.2
Trade of government purchased goods, excluding capital equipment.....	FD	42321	0.476	10.5	-2.4	0.8	0.8	-0.2	0.1
Trade of government purchased capital equipment.....	FD	42322	0.282	18.0	0.4	3.1	1.7	1.1	2.9
Trade of exports.....	FD	4233	2.117	12.4	-1.2	1.4	0.8	0.6	0.4
Final demand transportation and warehousing services.....	FD	422	4.383	15.7	-1.0	1.1	2.6	1.6	0.0
Transportation of passengers for final demand.....	FD	4221	1.096	14.4	-7.7	-1.2	4.8	4.1	-4.2
Transportation of private passengers.....	FD	42211	0.740	14.3	-7.7	-1.2	4.8	4.1	-4.1
Transportation of government passengers.....	FD	42212	0.089	14.1	-7.6	-1.2	4.8	4.0	-4.1
Transportation of passengers for export.....	FD	42213	0.267	14.6	-7.8	-1.2	4.9	4.1	-4.2
Transportation and warehousing of goods for final demand.....	FD	4222	3.287	16.0	1.4	1.9	1.9	0.8	1.4
Transportation and warehousing of finished goods ³	FD	42221	2.162	16.4	1.4	1.9	2.0	0.8	1.3
Transportation and warehousing of personal consumption goods.....	FD	422211	1.735	16.2	1.5	1.9	2.0	0.8	1.3
Transportation and warehousing of private capital equipment.....	FD	422212	0.427	17.1	1.3	2.0	2.1	0.9	1.3
Transportation and warehousing of government purchased goods.....	FD	42222	0.198	15.3	1.7	1.8	1.6	1.0	1.4
Transportation and warehousing of exports.....	FD	42223	0.927	15.3	1.2	1.8	1.9	0.7	1.6
Final demand services less trade, transportation, and warehousing.....	FD	421	40.362	4.4	0.3	-0.1	0.6	0.2	0.9
Finished services less trade, transportation, and warehousing ³	FD	4211	35.383	4.4	0.3	0.0	0.6	0.2	0.9
Finished consumer services less trade, transportation, and warehousing.....	FD	42111	31.725	4.1	0.3	-0.1	0.7	0.2	0.8
Private capital investment services less trade, transportation, and warehousing.....	FD	42112	3.658	7.4	0.4	0.5	0.1	0.5	1.3
Government purchased services less trade, transportation, and warehousing.....	FD	4212	2.491	3.7	0.2	-0.2	0.6	0.3	0.7
Gov. purchased services less trade, transportation, and warehousing, excl. capital investment.....	FD	42121	2.385	3.8	0.3	-0.2	0.6	0.3	0.8
Government purchased capital investment services less trade, transportation, and warehousing.....	FD	42122	0.106	1.8	-0.1	0.8	-0.2	0.3	-0.2
Services for export less trade, transportation, and warehousing.....	FD	4213	2.488	4.7	0.4	-0.5	1.1	0.0	0.9
Final demand construction.....	FD	43	1.749	16.1	0.2	5.9	0.4	0.3	3.6
Construction for private capital investment.....	FD	431	1.139	17.7	0.2	6.8	0.4	0.4	4.1
Construction for government.....	FD	432	0.610	13.2	0.4	4.3	0.3	0.1	2.8
Special Groupings of Final Demand									
Final demand less exports.....	FD	49101	85.820	9.2	0.5	0.7	0.8	0.5	1.0
Final demand less government.....	FD	49102	92.330	9.5	0.5	0.6	0.9	0.5	0.9

See footnotes at end of table.

Table 1. Producer price index percentage changes and weights for Final Demand-Intermediate Demand groupings, seasonally adjusted — Continued
[January 2022]

Grouping	Commodity code		Relative Importance Dec. 2021 ¹	Unadjusted 12-month percent change ² Jan. 2021 to Jan. 2022 ^P	Seasonally adjusted 1-month percent change ²				
	Group code	Item code			Aug. to Sept.	Sept. to Oct. ^P	Oct. to Nov. ^P	Nov. to Dec. ^P	Dec. to Jan. ^P
Final demand less foods, food and nonalcoholic beverages for immediate consumption, and energy ⁵	FD	49103	87.753	8.4	0.2	0.4	0.9	0.6	0.8
Final demand less foods and energy ⁵	FD	49104	88.259	8.3	0.2	0.4	0.9	0.6	0.8
Final demand less foods and food and nonalcoholic beverages for immediate consumption ⁵	FD	49105	93.751	9.6	0.4	0.7	0.9	0.5	0.9
Final demand less foods ⁵	FD	49106	94.257	9.4	0.4	0.7	0.9	0.5	0.9
Final demand less energy.....	FD	49107	94.002	8.5	0.3	0.4	0.9	0.6	0.9
Final demand less trade services.....	FD	49108	79.781	8.7	0.6	0.7	0.8	0.2	1.0
Final demand less distributive services ⁶	FD	49109	76.494	8.4	0.6	0.6	0.8	0.1	1.0
Final demand goods less energy.....	FD	49111	27.286	10.1	0.9	0.5	0.9	0.2	1.0
Final demand goods less foods.....	FD	49112	27.541	13.2	1.0	1.6	0.8	-0.1	1.2
Final demand services less trade services.....	FD	49113	44.745	5.4	0.2	0.0	0.8	0.4	0.8
Final demand distributive services ⁶	FD	49114	23.506	13.8	0.1	0.8	1.2	1.4	0.7
Final demand goods plus final demand distributive services ⁶	FD	49115	56.790	13.4	0.8	1.1	1.0	0.5	1.0
Final demand less foods, energy, and trade services ⁵	FD	49116	68.040	6.9	0.3	0.4	0.8	0.4	0.9
Private and government purchased capital equipment.....	FD	49117	6.594	6.9	0.6	0.5	0.5	0.5	1.1
Private and government purchased capital investment services.....	FD	49118	7.678	12.8	0.5	1.6	0.8	0.8	1.7
Total private and government purchased capital investment.....	FD	49119	14.272	10.6	0.5	1.6	0.7	0.7	1.6
Total finished ³	FD	49201	78.147	9.0	0.5	0.6	0.9	0.5	0.9
Total finished less foods, food and nonalcoholic beverages for immediate consumption, and energy ^{3, 5}	FD	49202	68.421	7.8	0.3	0.3	0.8	0.7	0.8
Total finished less foods and energy ^{3, 5}	FD	49203	68.922	7.7	0.3	0.3	0.8	0.7	0.8
Total finished less foods and food and nonalcoholic beverages for immediate consumption ⁵	FD	49204	73.216	8.9	0.4	0.6	0.8	0.6	0.9
Total finished less foods ^{3, 5}	FD	49205	73.717	8.8	0.4	0.6	0.8	0.6	0.9
Total finished less energy ³	FD	49206	73.352	8.1	0.4	0.3	0.9	0.7	0.9
Finished goods ³	FD	49207	21.379	12.2	1.5	1.4	0.8	0.0	1.3
Finished goods less energy ³	FD	49208	16.584	8.6	1.1	0.5	0.8	0.3	1.1
Finished goods, excluding foods ^{3, 5}	FD	49209	16.949	12.1	1.2	1.6	0.7	0.0	1.2
Finished services ³	FD	49210	55.629	7.7	0.2	0.2	0.9	0.8	0.7
Private capital investment services.....	FD	49211	7.290	12.8	0.5	1.6	0.8	0.8	1.6
Finished distributive services ^{3, 6}	FD	49212	19.506	13.8	0.3	0.6	1.3	1.6	0.6
Finished services less trade services ³	FD	49213	38.285	5.2	0.2	0.0	0.8	0.4	0.8
Finished services less distributive services ^{3, 6}	FD	49214	36.123	4.6	0.1	-0.1	0.7	0.3	0.8
Total private capital investment (goods, services, and construction).....	FD	49215	14.100	11.0	0.5	1.6	0.7	0.7	1.6
Finished goods plus finished distributive services ^{3, 6}	FD	49216	40.885	13.0	0.9	1.0	1.0	0.7	1.0
Total exports.....	FD	49301	14.180	12.2	0.1	0.8	1.2	0.1	0.8
Goods for export.....	FD	49302	8.381	14.3	0.5	0.9	1.2	-0.2	0.9
Services for export.....	FD	49303	5.799	9.5	-0.5	0.5	1.3	0.5	0.6
Total government purchases.....	FD	49401	7.670	11.2	0.4	1.4	0.8	0.0	1.5
Government purchased goods.....	FD	49402	3.524	15.9	1.2	1.9	0.8	-0.5	2.1
Government purchased services.....	FD	49403	3.536	6.5	-0.2	0.3	0.9	0.4	0.7
Total government purchased capital investment (goods, services, construction).....	FD	49404	1.921	8.6	0.5	2.0	0.5	0.4	1.6
Personal consumption.....	FD	49501	64.047	8.6	0.5	0.4	0.9	0.5	0.8
Personal consumption goods (finished consumer goods).....	FD	49502	15.708	14.1	1.8	1.7	0.9	-0.2	1.3
Personal consumption goods less energy.....	FD	49503	10.913	9.3	1.4	0.4	0.9	0.2	1.1
Personal consumption goods less foods.....	FD	49504	11.278	14.7	1.5	2.2	0.7	-0.2	1.2
Personal consumption nondurable goods less foods.....	FD	49508	8.873	16.6	1.7	2.7	0.8	-0.4	1.3
Personal consumption services.....	FD	49505	48.339	6.9	0.2	0.0	0.9	0.8	0.6
Personal consumption less trade services.....	FD	49506	49.908	7.6	0.7	0.5	0.8	0.1	0.9
Personal consumption less distributive services ⁶	FD	49507	48.173	7.3	0.6	0.4	0.8	0.1	0.9
Personal consumption less foods and energy.....	FD	49510	54.822	6.9	0.2	0.0	0.9	0.7	0.6
Personal consumption less foods, energy, and trade services ⁴	FD	49511	40.683	5.2	0.3	0.0	0.8	0.4	0.8
Personal consumption less foods, energy, and distributive services ⁶	FD	49512	38.948	4.7	0.2	0.0	0.7	0.4	0.7
Personal consumption goods plus personal consumption distributive services ⁶	FD	49509	31.582	13.4	1.0	0.9	1.0	0.7	0.8
Intermediate Demand by Commodity Type									
Processed goods									
Processed goods for intermediate demand.....	ID6	1	100.000	24.1	1.2	2.4	1.5	-0.1	1.7
Materials and components for manufacturing.....	ID6	11	46.096	25.8	1.1	1.7	1.2	0.2	0.8
Materials for manufacturing.....	ID6	111	30.586	34.6	1.3	1.9	1.4	-0.1	0.6
Materials for food manufacturing.....	ID6	1111	4.053	17.8	1.7	-0.4	0.2	0.0	2.4
Materials for nondurable manufacturing.....	ID6	1112	13.367	26.3	-0.2	1.5	1.4	-0.7	-0.3
Materials for durable manufacturing.....	ID6	1113	13.166	51.0	2.6	3.1	1.8	0.5	1.0
Components for manufacturing.....	ID6	112	15.510	11.7	0.9	1.1	0.8	0.8	1.2
Components for nondurable manufacturing.....	ID6	1121	8.006	21.4	1.4	2.4	1.6	1.3	1.5
Components for durable manufacturing.....	ID6	1122	14.704	11.2	0.9	1.1	0.8	0.8	1.2

See footnotes at end of table.

Table 1. Producer price index percentage changes and weights for Final Demand-Intermediate Demand groupings, seasonally adjusted — Continued
[January 2022]

Grouping	Commodity code		Relative Importance Dec. 2021 ¹	Unadjusted 12-month percent change ² Jan. 2021 to Jan. 2022 ^P	Seasonally adjusted 1-month percent change ²				
	Group code	Item code			Aug. to Sept.	Sept. to Oct. ^P	Oct. to Nov. ^P	Nov. to Dec. ^P	Dec. to Jan. ^P
Materials and components for construction.....	ID6	12	9.003	23.6	0.4	1.4	1.8	1.8	2.9
Materials for construction.....	ID6	121	3.829	16.9	-0.8	1.0	1.5	2.2	4.5
Components for construction.....	ID6	122	5.174	29.2	1.4	1.7	2.0	1.5	1.6
Processed fuels and lubricants for intermediate demand.....	ID6	13	18.697	34.9	2.1	6.7	2.5	-2.9	3.4
Processed fuels and lubricants to manufacturing industries.....	ID6	131	4.640	28.3	1.7	4.5	0.0	-1.3	4.2
Processed fuels and lubricants to nonmanufacturing industries.....	ID6	132	14.057	37.3	2.2	7.4	3.4	-3.4	3.1
Containers for intermediate demand.....	ID6	14	2.781	20.5	1.4	2.6	1.0	0.9	4.1
Supplies for intermediate demand.....	ID6	15	23.422	14.4	0.8	0.9	1.1	0.6	1.4
Supplies to manufacturing industries.....	ID6	151	3.215	16.8	1.0	1.6	1.3	0.3	1.3
Supplies to nonmanufacturing industries.....	ID6	152	20.207	14.0	0.8	0.8	1.1	0.7	1.5
Supplies to nonmanufacturing industries, feeds.....	ID6	1521	1.713	12.7	0.3	0.0	-0.3	-0.4	2.8
Supplies to nonmanufacturing industries, other than feeds.....	ID6	1522	18.494	14.1	0.8	0.8	1.2	0.8	1.3
Unprocessed goods									
Unprocessed goods for intermediate demand.....	ID6	2	100.000	29.7	2.8	6.0	2.3	-4.8	-2.0
Unprocessed foodstuffs and feedstuffs.....	ID6	21	32.314	23.1	0.8	-2.2	1.2	3.7	-0.7
Unprocessed nonfood materials.....	ID6	22	67.685	34.0	3.9	10.2	2.7	-8.4	-2.6
Unprocessed nonfood materials except fuel.....	ID6	221	44.356	31.3	0.7	4.9	2.2	-6.6	6.6
Unprocessed nonfood materials except fuel to manufacturing industries.....	ID6	2211	42.325	32.7	0.7	5.2	2.3	-6.9	6.7
Unprocessed nonfood materials except fuel to nonmanufacturing industries.....	ID6	2212	2.031	7.3	0.4	0.2	0.6	0.1	3.2
Unprocessed fuel.....	ID6	222	23.329	41.7	11.4	21.4	3.5	-11.8	-20.4
Unprocessed fuel to manufacturing industries.....	ID6	2221	1.185	27.0	5.6	6.2	2.2	-5.6	2.8
Unprocessed fuel to nonmanufacturing industries.....	ID6	2222	22.144	42.8	11.8	22.2	3.6	-12.1	-21.6
Services									
Services for intermediate demand.....	ID6	3	100.000	7.3	0.3	0.0	0.6	0.7	0.4
Trade services for intermediate demand ⁴	ID6	33	22.363	11.6	-1.2	0.5	-0.5	0.8	0.0
Trade services for manufacturing industries.....	ID6	331	11.460	12.5	-1.0	0.6	-0.3	0.7	-0.4
Trade services for nonmanufacturing industries.....	ID6	332	10.903	10.7	-1.5	0.3	-0.6	0.9	0.4
Transportation and warehousing services for intermediate demand.....	ID6	32	13.287	15.5	2.5	0.5	0.9	1.6	0.3
Transportation of passengers for intermediate demand.....	ID6	321	0.978	14.2	-7.6	-1.2	4.8	4.0	-4.1
Transportation of passengers for manufacturing industries.....	ID6	3211	0.115	14.6	-7.8	-1.2	4.9	4.1	-4.2
Transportation of passengers for nonmanufacturing industries.....	ID6	3212	0.863	14.1	-7.5	-1.2	4.7	4.0	-4.1
Transportation and warehousing of goods for intermediate demand.....	ID6	322	12.309	15.6	3.4	0.7	0.6	1.4	0.6
Transportation and warehousing of goods for manufacturing industries.....	ID6	3221	2.502	13.7	1.0	1.6	1.5	0.9	1.2
Transportation and warehousing of goods for nonmanufacturing industries.....	ID6	3222	9.807	16.1	4.0	0.4	0.4	1.6	0.5
Services less trade, transportation, and warehousing for intermediate demand.....	ID6	31	64.350	4.4	0.4	-0.3	0.9	0.5	0.6
Services less trade, transportation, and warehousing for manufacturing industries.....	ID6	311	2.044	5.1	0.3	1.0	0.4	0.5	0.4
Services less trade, transportation, and warehousing for nonmanufacturing industries.....	ID6	312	62.306	4.3	0.4	-0.4	0.9	0.5	0.6
Construction									
Construction for intermediate demand.....	ID6	4	100.000	11.3	1.4	0.4	0.5	0.3	1.2
Special Groupings of Intermediate Demand by Commodity Type									
Processed materials less foods and feeds.....	ID6	9111	92.172	24.9	1.1	2.7	1.6	-0.1	1.7
Processed foods and feeds.....	ID6	9112	7.828	15.6	1.5	-0.4	0.1	0.0	2.4
Processed energy goods.....	ID6	9113	18.697	34.9	2.1	6.7	2.5	-2.9	3.4
Processed materials less energy.....	ID6	9118	81.303	21.9	1.0	1.4	1.2	0.5	1.3
Processed materials less foods and energy.....	ID6	9115	73.475	22.6	0.9	1.6	1.4	0.6	1.2
Intermediate distributive services ⁷	ID6	9116	34.672	13.0	0.4	0.5	-0.1	1.0	0.2
Processed goods plus intermediate distributive services.....	ID6	9117	-	20.7	0.9	1.9	1.0	0.2	1.3
Unprocessed materials less agricultural products.....	ID6	9211	62.579	35.3	5.1	11.5	2.5	-9.1	-3.4
Unprocessed energy materials ⁸	ID6	9212	42.184	50.9	8.0	17.7	2.4	-12.0	-4.7
Unprocessed materials less energy.....	ID6	9213	57.816	19.1	-0.3	-1.7	2.2	1.3	-0.5
Unprocessed nonfood materials less energy ⁹	ID6	9216	25.502	13.4	-1.8	-1.5	3.4	-1.8	0.1
Intermediate Demand by Production Flow									
Stage 4 Intermediate Demand									
Stage 4 intermediate demand.....	ID5	4	100.000	12.2	0.4	0.6	1.1	0.5	1.1
Inputs to stage 4 goods producers.....	ID5	41	32.889	15.2	0.3	1.2	1.2	0.4	1.1
Goods.....	ID5	411	23.198	17.2	0.8	1.2	1.3	0.4	1.5
Foods.....	ID5	4111	3.174	16.7	-1.0	-0.5	2.3	-0.1	1.4
Energy.....	ID5	4112	0.190	28.6	2.5	4.5	3.6	4.2	0.4

See footnotes at end of table.

Table 1. Producer price index percentage changes and weights for Final Demand-Intermediate Demand groupings, seasonally adjusted — Continued
[January 2022]

Grouping	Commodity code		Relative Importance Dec. 2021 ¹	Unadjusted 12-month percent change ² Jan. 2021 to Jan. 2022 ^P	Seasonally adjusted 1-month percent change ²				
	Group code	Item code			Aug. to Sept.	Sept. to Oct. ^P	Oct. to Nov. ^P	Nov. to Dec. ^P	Dec. to Jan. ^P
Goods excluding foods and energy.....	ID5	4113	19.834	17.2	1.0	1.5	1.1	0.5	1.5
Services.....	ID5	412	9.691	10.7	-0.7	1.1	0.8	0.3	0.0
Trade services.....	ID5	4123	7.740	11.8	-0.9	1.1	0.8	0.2	-0.3
Transportation and warehousing services.....	ID5	4122	0.474	11.9	-0.4	1.0	1.8	1.2	0.5
Transportation of passengers.....	ID5	41221	0.065	14.6	-7.8	-1.2	4.9	4.1	-4.2
Transportation and warehousing of goods.....	ID5	41222	0.409	11.6	0.8	1.3	1.4	0.8	1.3
Services less trade, transportation, and warehousing.....	ID5	4121	1.477	5.3	0.2	0.8	0.3	0.4	1.2
Inputs to stage 4 services producers.....	ID5	42	52.465	8.3	0.5	0.1	1.1	0.4	0.8
Goods.....	ID5	421	13.952	14.4	0.9	1.2	1.4	0.2	1.3
Foods.....	ID5	4211	2.324	15.9	1.8	-0.9	0.0	0.1	0.8
Energy.....	ID5	4212	3.769	18.8	1.1	3.3	2.9	-1.7	1.7
Goods excluding foods and energy.....	ID5	4213	7.859	11.9	0.5	0.8	1.2	1.1	1.2
Services.....	ID5	422	38.427	6.2	0.4	-0.4	1.0	0.5	0.7
Trade services.....	ID5	4223	4.502	10.8	-1.3	1.1	0.6	0.4	-0.2
Transportation and warehousing services.....	ID5	4222	3.234	14.2	1.9	0.8	0.7	1.8	0.9
Transportation of passengers.....	ID5	42221	0.413	14.4	-7.7	-1.2	4.9	4.1	-4.2
Transportation and warehousing of goods.....	ID5	42222	2.821	14.2	3.4	1.1	0.1	1.5	1.6
Services less trade, transportation, and warehousing.....	ID5	4221	30.691	4.8	0.5	-0.7	1.1	0.3	0.8
Construction.....	ID5	423	0.086	11.3	1.4	0.4	0.5	0.3	1.2
Inputs to stage 4 construction producers.....	ID5	43	14.643	20.5	0.4	1.4	1.1	1.2	2.4
Goods.....	ID5	431	10.507	24.4	0.7	1.8	1.9	1.4	2.8
Energy.....	ID5	4312	0.846	50.8	3.7	7.3	2.0	-1.4	2.5
Goods excluding foods and energy.....	ID5	4313	9.661	22.6	0.5	1.3	1.9	1.7	2.8
Services.....	ID5	432	4.136	11.3	-0.5	0.6	-1.0	0.6	1.5
Trade services.....	ID5	4323	2.037	15.9	-1.3	0.5	-2.7	1.0	1.2
Transportation and warehousing services.....	ID5	4322	0.611	16.0	0.9	1.8	2.1	0.9	1.2
Transportation of passengers.....	ID5	43221	0.013	14.5	-7.8	-1.2	4.9	4.1	-4.2
Transportation and warehousing of goods.....	ID5	43222	0.598	16.1	1.1	1.9	2.1	0.8	1.3
Services less trade, transportation, and warehousing.....	ID5	4321	1.488	4.0	0.1	0.3	0.2	0.1	1.9
Stage 3 Intermediate Demand									
Stage 3 intermediate demand.....	ID5	3	100.000	19.0	1.1	1.0	0.8	0.7	0.8
Inputs to stage 3 goods producers.....	ID5	31	49.671	27.4	0.9	0.9	0.9	1.3	0.1
Goods.....	ID5	311	40.111	30.8	1.2	0.9	1.3	1.4	0.0
Foods.....	ID5	3111	10.917	25.8	0.8	-2.5	0.5	5.4	-1.2
Energy.....	ID5	3112	1.560	45.2	2.8	7.3	6.6	0.6	-1.0
Goods excluding foods and energy.....	ID5	3113	27.634	32.7	1.2	2.2	1.3	-0.1	0.6
Services.....	ID5	312	9.560	14.3	0.0	0.7	-0.7	1.2	0.3
Trade services.....	ID5	3123	5.718	15.9	-0.3	0.2	-2.1	1.4	-0.1
Transportation and warehousing services.....	ID5	3122	2.547	15.3	0.7	1.6	1.8	1.0	1.1
Transportation of passengers.....	ID5	31221	0.118	14.6	-7.8	-1.2	4.9	4.1	-4.2
Transportation and warehousing of goods.....	ID5	31222	2.429	15.3	1.1	1.7	1.6	0.9	1.4
Services less trade, transportation, and warehousing.....	ID5	3121	1.295	6.0	0.2	1.2	0.4	0.5	0.8
Inputs to stage 3 services producers.....	ID5	32	48.940	11.7	1.3	1.2	0.7	0.1	1.4
Goods.....	ID5	321	10.345	32.2	1.5	5.8	0.7	-2.7	4.8
Foods.....	ID5	3211	0.089	8.5	0.9	0.4	0.9	0.8	2.6
Energy.....	ID5	3212	6.121	47.8	2.3	9.0	0.1	-4.6	7.3
Goods excluding foods and energy.....	ID5	3213	4.135	14.1	0.3	1.1	1.5	0.3	1.0
Services.....	ID5	322	37.680	6.9	1.3	0.0	0.8	0.8	0.4
Trade services.....	ID5	3223	2.608	12.8	-2.5	-0.2	0.6	-0.2	0.8
Transportation and warehousing services.....	ID5	3222	8.849	16.3	4.6	-0.3	0.1	1.7	-0.1
Transportation of passengers.....	ID5	32221	0.022	1.1	0.2	-0.1	0.1	0.0	-0.4
Transportation and warehousing of goods.....	ID5	32222	8.827	16.3	4.7	-0.3	0.1	1.7	-0.1
Services less trade, transportation, and warehousing.....	ID5	3221	26.223	3.6	0.5	0.1	1.0	0.6	0.6
Construction.....	ID5	323	0.915	11.3	1.4	0.4	0.5	0.3	1.2
Inputs to stage 3 construction producers.....	ID5	33	1.388	14.6	-0.8	0.9	-1.6	1.7	3.4
Goods.....	ID5	331	0.580	23.7	-0.2	1.8	1.7	2.0	4.2
Goods excluding foods and energy.....	ID5	3313	0.580	23.7	-0.2	1.8	1.7	2.0	4.2
Services.....	ID5	332	0.808	8.9	-1.3	0.4	-3.8	1.4	2.9
Trade services.....	ID5	3323	0.766	9.0	-1.4	0.4	-4.0	1.4	3.0
Transportation and warehousing services.....	ID5	3322	0.015	11.4	1.0	1.4	0.7	1.2	1.4
Transportation and warehousing of goods.....	ID5	33222	0.015	11.4	1.0	1.4	0.7	1.2	1.4
Services less trade, transportation, and warehousing.....	ID5	3321	0.027	6.1	0.4	1.9	0.8	0.7	-1.0
Stage 2 Intermediate Demand									
Stage 2 intermediate demand.....	ID5	2	100.000	17.9	2.2	3.7	1.2	-2.2	-0.5
Inputs to stage 2 goods producers.....	ID5	21	54.815	26.5	3.0	6.9	1.3	-4.7	-1.2

See footnotes at end of table.

Table 1. Producer price index percentage changes and weights for Final Demand-Intermediate Demand groupings, seasonally adjusted — Continued
[January 2022]

Grouping	Commodity code		Relative Importance Dec. 2021 ¹	Unadjusted 12-month percent change ² Jan. 2021 to Jan. 2022 ^P	Seasonally adjusted 1-month percent change ²				
	Group code	Item code			Aug. to Sept.	Sept. to Oct. ^P	Oct. to Nov. ^P	Nov. to Dec. ^P	Dec. to Jan. ^P
Goods.....	ID5	211	42.661	32.8	3.9	8.6	1.7	-6.2	-1.5
Foods.....	ID5	2111	3.184	9.8	-0.3	-2.3	-0.7	0.2	4.5
Energy.....	ID5	2112	19.750	51.5	8.3	17.6	1.8	-12.3	-4.1
Goods excluding foods and energy.....	ID5	2113	19.727	22.2	0.5	1.4	1.9	-0.3	0.0
Services.....	ID5	212	11.685	8.2	0.0	0.9	0.0	1.1	-0.2
Trade services.....	ID5	2123	5.350	8.9	-0.8	1.0	-0.7	1.3	-0.7
Transportation and warehousing services.....	ID5	2122	3.353	9.8	0.8	0.9	0.6	1.3	0.5
Transportation of passengers.....	ID5	21221	0.154	13.5	-7.3	-1.1	4.5	3.9	-3.9
Transportation and warehousing of goods.....	ID5	21222	3.199	9.6	1.2	1.0	0.4	1.2	0.7
Services less trade, transportation, and warehousing.....	ID5	2121	2.982	5.4	0.7	0.7	0.5	0.5	0.0
Construction.....	ID5	213	0.469	11.3	1.4	0.4	0.5	0.3	1.2
Inputs to stage 2 services producers.....	ID5	22	45.184	8.9	1.1	-0.1	1.0	1.0	0.3
Goods.....	ID5	221	5.823	20.5	1.0	1.8	1.9	0.5	0.9
Foods.....	ID5	2211	0.032	17.2	0.2	0.3	0.7	0.7	2.7
Energy.....	ID5	2212	0.396	63.2	3.0	11.7	8.9	-4.5	1.6
Goods excluding foods and energy.....	ID5	2213	5.395	18.2	0.9	1.1	1.4	0.9	0.9
Services.....	ID5	222	37.793	7.3	1.1	-0.4	0.9	1.1	0.1
Trade services.....	ID5	2223	2.550	11.0	-0.3	-2.1	3.5	3.6	-3.4
Transportation and warehousing services.....	ID5	2222	3.079	32.4	7.9	-1.5	0.3	3.7	-2.8
Transportation of passengers.....	ID5	22221	0.352	14.4	-7.7	-1.2	4.8	4.1	-4.2
Transportation and warehousing of goods.....	ID5	22222	2.727	35.1	10.1	-1.6	-0.3	3.6	-2.6
Services less trade, transportation, and warehousing.....	ID5	2221	32.164	5.0	0.6	-0.2	0.8	0.6	0.7
Construction.....	ID5	223	1.568	11.3	1.4	0.4	0.5	0.3	1.2
Stage 1 Intermediate Demand									
Stage 1 intermediate demand.....	ID5	1	100.000	16.7	0.2	1.1	1.2	0.3	1.0
Inputs to stage 1 goods producers.....	ID5	11	35.393	25.9	0.1	1.8	1.8	0.2	0.0
Goods.....	ID5	111	26.061	32.1	0.4	2.4	3.0	-0.2	0.0
Foods.....	ID5	1111	3.173	17.9	-3.4	-2.3	2.0	1.3	1.3
Energy.....	ID5	1112	3.734	40.8	2.0	8.4	7.7	-2.2	0.3
Goods excluding foods and energy.....	ID5	1113	19.154	33.2	0.8	2.1	2.2	-0.1	-0.2
Services.....	ID5	112	9.331	11.3	-0.8	0.2	-1.2	1.3	-0.1
Trade services.....	ID5	1123	6.049	13.8	-1.3	0.1	-2.3	1.7	-0.9
Transportation and warehousing services.....	ID5	1122	0.488	15.3	0.2	1.9	1.3	2.8	-0.1
Transportation of passengers.....	ID5	11221	0.084	14.7	-7.8	-1.2	4.9	4.1	-4.2
Transportation and warehousing of goods.....	ID5	11222	0.404	15.4	1.9	2.5	0.6	2.6	0.7
Services less trade, transportation, and warehousing.....	ID5	1121	2.794	5.7	0.3	0.1	0.6	0.2	1.6
Construction.....	ID5	113	0.001	11.3	1.4	0.4	0.5	0.3	1.2
Inputs to stage 1 services producers.....	ID5	12	51.748	11.0	0.3	0.6	1.2	0.3	1.2
Goods.....	ID5	121	17.248	20.2	1.1	2.9	1.1	-0.2	2.7
Foods.....	ID5	1211	0.051	11.5	1.9	0.9	1.9	0.3	2.2
Energy.....	ID5	1212	5.794	34.8	1.5	6.5	0.7	-2.2	4.5
Goods excluding foods and energy.....	ID5	1213	11.403	13.9	0.8	1.1	1.3	0.8	1.7
Services.....	ID5	122	34.495	6.8	-0.1	-0.5	1.3	0.5	0.5
Trade services.....	ID5	1223	3.803	12.8	-1.7	0.4	1.0	0.0	0.3
Transportation and warehousing services.....	ID5	1222	3.609	13.1	-0.4	0.6	2.0	1.7	-0.6
Transportation of passengers.....	ID5	12221	1.091	14.6	-7.8	-1.2	4.9	4.1	-4.2
Transportation and warehousing of goods.....	ID5	12222	2.518	12.4	3.1	1.3	0.9	0.6	1.0
Services less trade, transportation, and warehousing.....	ID5	1221	27.083	5.2	0.2	-0.8	1.3	0.4	0.6
Construction.....	ID5	123	0.005	11.3	1.4	0.4	0.5	0.3	1.2
Inputs to stage 1 construction producers.....	ID5	13	12.858	17.9	0.1	1.4	-0.3	0.9	2.7
Goods.....	ID5	131	8.466	22.3	0.7	2.0	1.0	0.8	2.8
Energy.....	ID5	1312	0.829	53.5	1.7	9.5	-2.6	-2.6	8.8
Goods excluding foods and energy.....	ID5	1313	7.637	19.6	0.6	1.3	1.4	1.2	2.2
Services.....	ID5	132	4.392	10.4	-1.0	0.3	-2.7	1.1	2.4
Trade services.....	ID5	1323	3.727	9.3	-1.3	0.0	-3.5	1.1	2.6
Transportation and warehousing services.....	ID5	1322	0.609	18.2	1.4	2.2	2.3	0.9	1.3
Transportation and warehousing of goods.....	ID5	13222	0.609	18.2	1.4	2.2	2.3	0.9	1.3
Services less trade, transportation, and warehousing.....	ID5	1321	0.056	3.3	0.1	0.6	0.6	0.1	0.1
Special Groupings of Intermediate Demand by Production Flow									
Total goods inputs to stage 4 intermediate demand.....	ID5	9411	47.657	17.9	0.8	1.3	1.5	0.6	1.7
Total services inputs to stage 4 intermediate demand.....	ID5	9412	52.254	7.4	0.1	0.0	0.8	0.4	0.6
Total construction inputs to stage 4 intermediate demand.....	ID5	9413	0.086	11.3	1.4	0.4	0.5	0.3	1.2
Total foods inputs to stage 4 intermediate demand.....	ID5	9414	5.498	16.4	0.2	-0.7	1.3	0.0	1.1
Total energy goods inputs to stage 4 intermediate demand.....	ID5	9415	4.805	23.9	1.6	4.1	2.8	-1.4	1.8
Total goods less foods and energy inputs to stage 4 intermediate demand.....	ID5	9416	37.354	17.4	0.8	1.3	1.3	0.9	1.8

See footnotes at end of table.

Table 1. Producer price index percentage changes and weights for Final Demand-Intermediate Demand groupings, seasonally adjusted — Continued
[January 2022]

Grouping	Commodity code		Relative Importance Dec. 2021 ¹	Unadjusted 12-month percent change ² Jan. 2021 to Jan. 2022 ^p	Seasonally adjusted 1-month percent change ²				
	Group code	Item code			Aug. to Sept.	Sept. to Oct. ^p	Oct. to Nov. ^p	Nov. to Dec. ^p	Dec. to Jan. ^p
Total goods inputs to stage 3 intermediate demand.....	ID5	9311	51.036	31.1	1.2	1.9	1.2	0.5	1.0
Total services inputs to stage 3 intermediate demand.....	ID5	9312	48.048	8.4	1.0	0.2	0.4	0.9	0.4
Total construction inputs to stage 3 intermediate demand.....	ID5	9313	0.915	11.3	1.4	0.4	0.5	0.3	1.2
Total foods inputs to stage 3 intermediate demand.....	ID5	9314	11.006	25.7	0.8	-2.5	0.5	5.4	-1.2
Total energy goods inputs to stage 3 intermediate demand.....	ID5	9315	7.681	47.3	2.4	8.7	1.4	-3.6	5.6
Total goods less foods and energy inputs to stage 3 intermediate demand.....	ID5	9316	32.349	29.8	1.1	2.0	1.4	-0.1	0.7
Total goods inputs to stage 2 intermediate demand.....	ID5	9211	48.484	31.3	3.6	7.8	1.7	-5.5	-1.3
Total services inputs to stage 2 intermediate demand.....	ID5	9212	49.478	7.4	0.9	-0.1	0.7	1.1	0.1
Total construction inputs to stage 2 intermediate demand.....	ID5	9213	2.037	11.3	1.4	0.4	0.5	0.3	1.2
Total foods inputs to stage 2 intermediate demand.....	ID5	9214	3.216	9.9	-0.3	-2.2	-0.7	0.2	4.5
Total energy goods inputs to stage 2 intermediate demand.....	ID5	9215	20.146	51.7	8.2	17.5	1.9	-12.1	-4.0
Total goods less foods and energy inputs to stage 2 intermediate demand.....	ID5	9216	25.122	21.4	0.6	1.4	1.8	0.0	0.2
Total goods inputs to stage 1 intermediate demand.....	ID5	9111	51.775	26.4	0.7	2.5	2.0	-0.1	1.3
Total services inputs to stage 1 intermediate demand.....	ID5	9112	48.218	8.0	-0.3	-0.3	0.4	0.7	0.5
Total construction inputs to stage 1 intermediate demand.....	ID5	9117	0.006	11.3	1.4	0.4	0.5	0.3	1.2
Total foods inputs to stage 1 intermediate demand.....	ID5	9114	3.224	17.8	-3.3	-2.3	2.0	1.3	1.3
Total energy goods inputs to stage 1 intermediate demand.....	ID5	9115	10.357	38.3	1.7	7.4	2.8	-2.3	3.4
Total goods less foods and energy inputs to stage 1 intermediate demand.....	ID5	9116	38.194	24.0	0.8	1.6	1.8	0.4	0.8

¹ Comprehensive relative importance figures are initially computed after the publication of December indexes and are recalculated after final December indexes are available. Individual items and subtotals may not add exactly to totals because of rounding differences.

² All indexes are subject to revision for 4 months after their originally scheduled publication to incorporate late reports and corrections by survey respondents. In addition, seasonally adjusted indexes are subject to change for up to 5 years due to the recalculation of seasonal factors published each January.

³ PPI defines Total finished as including only the personal consumption and private capital investment portions of final demand.

⁴ Trade indexes measure changes in margins received by wholesalers and retailers.

⁵ The PPI definition of foods does not include food and beverages for immediate consumption. PPI defines food and beverages for immediate consumption as the service of preparing meals, snacks, and beverages to customer order for immediate on-premises and off-premises consumption.

⁶ Distributive services include transportation, warehousing, and trade of goods.

⁷ Includes intermediate trade, transportation, and warehousing services.

⁸ Includes crude petroleum.

⁹ Excludes crude petroleum.

p Preliminary

"-" Data not available.

Table 2. Producer price index percentage changes for selected commodity groupings by Final Demand-Intermediate Demand category, seasonally adjusted
[January 2022]

Grouping	Commodity code		Unadjusted 12-month percent change ¹	Seasonally adjusted 1-month percent change ¹				
	Group code	Item code		Jan. 2021 to Jan. 2022 ^P	Aug. to Sept.	Sept. to Oct. ^P	Oct. to Nov. ^P	Nov. to Dec. ^P
Final Demand								
Final demand.....	FD	4	9.7	0.5	0.7	0.9	0.4	1.0
Final demand goods.....	FD	41	13.1	1.2	1.3	0.9	-0.1	1.3
Final demand foods.....	FD	411	12.8	2.1	-0.1	1.2	-0.3	1.6
Fresh fruits and melons ²	01	11	9.1	-0.3	0.1	20.1	-5.5	3.9
Fresh and dry vegetables ²	01	13	8.0	19.8	17.2	11.5	-14.6	-3.4
Grains.....	01	2	22.0	-8.0	-4.5	4.5	3.2	0.4
Eggs for fresh use ²	01	7107	40.9	21.2	-12.1	-5.5	46.9	-17.6
Oilseeds.....	01	8301	-0.5	-2.1	-5.9	-1.6	0.4	8.7
Bakery products ²	02	11	7.1	1.1	0.2	1.1	0.7	2.1
Milled rice ²	02	13	7.6	1.3	0.9	0.7	0.2	0.4
Pasta products ²	02	1402	16.2	0.5	0.5	1.9	5.3	3.0
Beef and veal.....	02	2101	43.9	8.3	-10.3	1.5	-4.6	6.5
Pork.....	02	2104	3.3	-0.5	-4.1	-1.3	-2.0	-3.3
Processed young chickens.....	02	2203	27.5	5.7	-1.4	-0.6	0.6	-0.3
Processed turkeys.....	02	2206	48.5	1.2	0.7	2.2	2.2	4.1
Finfish and shellfish.....	02	23	9.5	-1.7	7.5	0.9	1.2	-13.7
Dairy products.....	02	3	12.3	-0.2	1.1	0.9	2.3	4.5
Processed fruits and vegetables ²	02	4	5.2	1.0	0.9	-0.1	0.6	1.0
Confectionery end products ²	02	55	7.6	0.8	0.6	1.1	0.1	2.2
Soft drinks ²	02	62	9.9	3.1	1.2	0.3	0.4	3.3
Roasted coffee ²	02	6301	3.9	0.4	0.2	0.4	0.2	1.2
Shortening and cooking oils ²	02	78	36.4	-0.7	4.2	0.9	-4.2	4.7
Frozen specialty food ²	02	85	5.4	-0.4	0.4	0.3	0.4	1.9
Final demand energy.....	FD	412	28.8	2.5	5.0	0.9	-1.7	2.5
Liquefied petroleum gas ²	05	32	50.9	15.0	14.6	-10.0	-19.4	14.1
Residential electric power.....	05	41	6.5	0.2	0.7	0.6	0.7	0.5
Residential natural gas.....	05	51	25.1	2.1	3.7	0.6	0.2	0.5
Gasoline.....	05	71	53.3	4.5	6.8	2.9	-2.0	1.9
Home heating oil and distillates.....	05	7302	47.4	3.8	12.3	-3.0	-3.5	7.3
No. 2 diesel fuel.....	05	7303	56.5	1.3	11.6	-3.2	-3.1	9.4
Final demand goods less foods and energy.....	FD	413	9.4	0.6	0.7	0.8	0.4	0.8
Alcoholic beverages.....	02	61	1.5	-0.1	0.8	0.0	0.1	-0.1
Pet food ²	02	9402	9.7	0.2	0.1	0.2	0.4	2.2
Women's, girls', and infants' apparel ²	03	8106	2.1	0.0	0.5	0.5	0.0	0.2
Men's and boys' apparel ²	03	8107	3.6	0.4	0.0	0.3	0.2	1.8
Textile housefurnishings ²	03	82	5.1	-0.1	1.1	0.4	0.0	1.4
Footwear.....	04	3	6.8	0.0	1.0	2.2	0.7	0.1
Industrial chemicals.....	06	1	30.8	-0.8	1.7	2.2	-1.5	-1.6
Pharmaceutical preparations.....	06	38	1.5	0.3	0.2	0.2	0.1	-0.1
Soaps and detergents ²	06	71	6.2	0.4	0.4	0.4	0.1	0.7
Cleaning and polishing products ²	06	72	5.6	0.5	0.1	1.6	0.3	1.0
Cosmetics and other toiletries ²	06	75	3.3	0.2	0.2	0.0	0.4	1.5
Tires ²	07	1201	12.0	0.3	0.4	0.9	0.4	4.6
Consumer, institutional, and commercial products, n.e.c. ²	07	2B	26.2	2.7	1.2	4.3	3.7	0.2
Sanitary paper products ²	09	1501	5.2	1.4	0.0	1.1	0.1	0.7
Iron and steel scrap ²	10	12	0.6	-4.5	-0.4	8.8	-1.8	-10.7
Agricultural machinery and equipment.....	11	1	15.0	1.6	1.8	1.6	1.8	0.5
Construction machinery and equipment ²	11	2	11.4	0.4	3.0	0.4	0.9	3.0
Metal cutting machine tools ²	11	37	4.9	0.1	0.7	0.0	1.1	0.8
Metal forming machine tools.....	11	38	3.7	0.6	0.2	0.4	0.4	-0.4
Tools, dies, jigs, fixtures, and industrial molds ²	11	39	7.4	0.2	1.1	0.5	0.7	1.1
Pumps, compressors, and equipment.....	11	41	9.1	1.0	0.4	0.4	0.6	1.8
Industrial material handling equipment ²	11	44	14.1	1.6	1.2	1.7	1.2	1.2
Electronic computers and computer equipment ²	11	5	5.3	-0.3	0.5	0.4	0.6	2.2
Textile machinery and equipment ²	11	62	6.5	0.0	0.0	0.0	0.2	5.5
Paper industries machinery ²	11	64	6.5	0.8	1.1	0.7	0.8	0.6
Printing trades machinery and equipment ²	11	65	6.5	-0.1	0.1	0.8	2.7	0.2
Transformers and power regulators ²	11	74	35.5	3.1	3.0	5.5	2.5	0.6
Communication and related equipment.....	11	76	5.4	1.7	0.5	0.5	0.3	0.4
Electronic components and accessories.....	11	78	2.9	0.2	0.0	0.5	0.3	0.7
X-ray and electromedical equipment ²	11	7905	0.3	0.0	0.0	0.0	0.0	0.3
Oil field and gas field machinery ²	11	91	6.0	0.0	0.6	0.4	0.0	2.9
Mining machinery and equipment ²	11	92	12.4	0.2	0.2	4.1	0.0	0.2
Office and store machines and equipment ²	11	93	2.5	0.0	0.0	0.0	1.5	0.0

See footnotes at end of table.

Table 2. Producer price index percentage changes for selected commodity groupings by Final Demand-Intermediate Demand category, seasonally adjusted — Continued
 [January 2022]

Grouping	Commodity code		Unadjusted 12-month percent change ¹	Seasonally adjusted 1-month percent change ¹				
	Group code	Item code		Jan. 2021 to Jan. 2022 ^P	Aug. to Sept.	Sept. to Oct. ^P	Oct. to Nov. ^P	Nov. to Dec. ^P
Household furniture ²	12	1	13.6	1.8	0.5	1.0	0.7	0.8
Commercial furniture ²	12	2	13.5	1.7	0.4	0.7	0.6	1.5
Floor coverings ²	12	3	7.3	0.7	1.5	0.9	0.0	0.5
Household appliances ²	12	4	8.2	1.3	0.7	0.3	0.9	1.4
Home electronic equipment ²	12	5	10.7	0.0	1.0	1.1	0.1	1.7
Lawn and garden equipment excl. garden tractors ²	12	66	5.4	0.2	0.4	1.0	0.0	0.9
Passenger cars.....	14	1101	1.8	-0.2	-0.7	0.4	-0.3	0.1
Light motor trucks.....	14	1105	3.1	0.3	-0.8	0.1	0.0	0.6
Heavy motor trucks ²	14	1106	1.5	0.0	0.1	0.2	0.0	0.6
Motor vehicles parts ²	14	12	5.2	0.2	0.4	0.7	0.2	0.6
Truck trailers ²	14	14	29.6	0.9	6.9	1.7	3.9	3.1
Travel trailers and campers ²	14	16	24.8	2.7	3.5	3.0	0.7	2.3
Aircraft.....	14	21	1.7	0.2	0.2	0.2	0.2	0.4
Ships ²	14	31	5.7	1.1	0.3	0.1	1.2	1.4
Railroad equipment ²	14	4	2.8	0.1	0.3	0.8	0.3	0.6
Toys, games, and children's vehicles ²	15	11	6.3	0.0	0.1	0.7	0.0	2.8
Sporting and athletic goods.....	15	12	16.8	0.6	0.5	1.3	1.1	3.3
Cigarettes ²	15	21	10.2	1.6	1.2	0.2	1.8	0.9
Mobile homes ²	15	5	32.0	0.0	1.6	0.1	4.1	3.1
Medical, surgical & personal aid devices.....	15	6	2.7	-0.5	0.2	0.0	0.1	1.2
Jewelry, platinum and karat gold ²	15	9402	0.0	0.4	0.0	1.4	-0.8	0.8
Costume jewelry and novelties ²	15	9404	1.8	0.0	0.0	0.8	0.0	0.0
Final demand services.....	FD	42	7.7	0.1	0.2	0.9	0.7	0.7
Final demand trade services ³	FD	423	13.3	0.0	0.6	1.1	1.5	0.6
Machinery and equipment parts and supplies wholesaling ²	57	1102	10.5	-1.5	1.3	3.0	-0.6	-0.5
Machinery and vehicle wholesaling ²	57	1103	22.9	0.1	4.1	2.0	2.2	4.3
Professional and commercial equipment wholesaling ²	57	1104	3.4	1.9	0.9	1.3	-2.7	-1.1
Furnishings wholesaling ²	57	2	29.8	1.2	3.5	-3.5	9.7	1.6
Chemicals and allied products wholesaling ²	57	5	4.5	-3.2	0.5	-2.5	3.0	-4.1
Paper and plastics products wholesaling ²	57	6	22.6	3.1	2.1	3.5	-2.4	2.4
Apparel wholesaling ²	57	7	-5.2	2.7	-2.0	1.6	-2.4	0.4
Food and alcohol wholesaling ²	57	8	5.0	1.7	3.0	-2.1	1.5	0.1
Food and alcohol retailing.....	58	1	6.7	1.1	0.5	1.5	1.3	-0.4
Health, beauty, and optical goods retailing ²	58	2	5.1	-0.1	0.0	0.8	2.9	0.9
Apparel, jewelry, footwear, and accessories retailing.....	58	3	22.1	1.5	-3.2	4.7	1.1	4.2
Computer hardware, software, and supplies retailing ²	58	4	-2.3	0.9	2.5	-0.9	0.4	-2.4
TV, video, and photographic equipment and supplies retailing ²	58	5	22.7	-6.2	-8.5	-8.8	-0.6	5.9
Automobiles retailing (partial).....	58	6101	126.1	7.2	5.4	2.3	7.5	-2.0
Automotive parts, including tires, retailing ²	58	6102	8.9	2.2	1.7	0.1	1.1	-0.4
RVs, trailers, and campers retailing ²	58	8	56.0	-7.5	16.0	-3.6	5.2	0.6
Sporting goods, including boats, retailing.....	58	9	5.8	-1.2	-0.1	3.1	-0.5	-1.9
Lawn, garden, and farm equipment and supplies retailing ²	58	A	15.7	1.4	3.4	3.4	1.0	-0.3
Furniture retailing ²	58	B	17.4	0.8	0.0	1.7	4.0	1.4
Flooring and floor coverings retailing ²	58	C	33.6	-1.9	7.2	-1.8	2.9	17.1
Hardware, building materials, and supplies retailing.....	58	D	5.7	-2.1	0.1	-6.5	2.1	4.7
Major household appliances retailing.....	58	E	1.7	-0.6	-4.4	0.4	1.7	1.9
Fuels and lubricants retailing.....	58	F	12.2	4.4	-6.5	7.1	12.3	-9.7
Cleaning supplies and paper products retailing ²	58	G	34.9	4.6	-5.2	5.8	-1.5	3.8
Book retailing ²	58	H	-5.2	1.1	0.1	0.2	-6.9	0.6
Final demand transportation and warehousing services.....	FD	422	15.7	-1.0	1.1	2.6	1.6	0.0
Rail transportation of freight and mail ²	30	11	9.0	0.5	0.8	0.7	0.4	1.6
Truck transportation of freight ²	30	12	18.3	1.3	2.1	2.4	0.8	1.3
Air transportation of freight ²	30	14	10.8	1.7	3.0	2.5	3.2	-0.1
Courier, messenger, and U.S. postal services.....	30	16	8.9	2.7	1.1	0.6	0.1	1.3
Rail transportation of passengers.....	30	21	0.8	0.4	-0.1	-0.1	-0.2	-0.3
Airline passenger services.....	30	22	14.6	-7.8	-1.2	4.9	4.1	-4.2
Final demand services less trade, transportation, and warehousing.....	FD	421	4.4	0.3	-0.1	0.6	0.2	0.9
Sales of books ²	33	11	-0.2	0.6	-0.3	0.5	1.2	-3.3
Sales and subscriptions of periodicals and newspapers.....	33	12	4.0	0.6	0.2	0.5	0.5	0.3
Application software publishing ²	34	2	2.3	-0.7	1.4	-0.3	-0.1	1.1
Advertising space sales in periodicals, newspapers, directories, and mailing lists ²	36	1	1.2	-0.2	0.4	0.1	0.1	1.4
Residential wired telecommunication services.....	37	11	2.2	0.0	0.3	0.4	-0.1	0.1
Wireless telecommunication services.....	37	2	0.1	0.0	0.0	0.1	-0.1	-0.2
Cable and satellite subscriber services.....	37	3	3.9	0.8	0.4	0.3	0.2	1.7
Internet access services ²	37	4	-1.4	0.0	-0.1	0.0	0.1	0.0

See footnotes at end of table.

Table 2. Producer price index percentage changes for selected commodity groupings by Final Demand-Intermediate Demand category, seasonally adjusted — Continued
[January 2022]

Grouping	Commodity code		Unadjusted 12-month percent change ¹	Seasonally adjusted 1-month percent change ¹				
	Group code	Item code		Jan. 2021 to Jan. 2022 ^P	Aug. to Sept.	Sept. to Oct. ^P	Oct. to Nov. ^P	Nov. to Dec. ^P
Bundled wired telecommunications access services ²	37	5	4.0	-0.9	1.1	-1.5	0.8	0.2
Consumer loans (partial).....	39	12	3.6	-0.2	-1.1	1.8	1.2	-0.2
Deposit services (partial) ²	39	2	-2.2	-0.4	0.7	0.1	-4.1	1.2
Other credit intermediation, incl. trust services (partial) ²	39	3	-2.8	-0.1	-0.2	-1.7	-0.1	0.4
Securities brokerage, dealing, investment advice, and related services ² ...	40	1	6.7	-0.2	-6.7	8.2	-1.3	-0.5
Portfolio management ²	40	2	8.2	1.2	-1.3	2.5	-0.2	1.9
Life insurance ²	41	1101	1.2	-0.1	0.0	-0.2	0.0	0.7
Disability insurance, including accidental death ²	41	1102	-0.1	0.0	0.0	0.0	0.0	-0.1
Health and medical insurance.....	41	1103	1.4	0.2	0.1	0.2	0.3	-0.5
Property and casualty insurance ²	41	1104	0.7	-0.1	-0.1	0.1	0.3	0.2
Annuities ²	41	2	-1.7	0.0	0.1	0.1	0.0	-0.3
Residential property sales and leases, brokerage fees and commissions..	43	21	10.3	0.9	0.1	0.3	0.4	0.7
Passenger car rental.....	44	1	30.2	-4.1	4.1	0.5	0.5	-4.6
Legal services.....	45	1	5.8	0.5	0.7	0.4	0.4	1.3
Tax preparation and planning.....	45	2102	-6.7	0.5	-0.2	0.1	-1.3	-1.4
Architectural and engineering services.....	45	3	4.4	0.1	0.2	0.1	0.0	2.7
Management, scientific, and technical consulting services.....	45	4	3.5	0.2	0.8	-0.3	0.4	1.3
Arrangement of flights (partial).....	47	1	-1.5	1.2	-1.0	0.2	-0.2	0.8
Arrangement of vehicle rentals and lodging ²	47	2	13.3	-1.4	-5.0	0.7	1.0	1.8
Arrangement of cruises and tours ²	47	3	6.6	3.7	-3.5	-3.6	-6.7	1.7
Physician care.....	51	1101	1.9	0.4	0.2	0.3	0.2	-0.3
Medical laboratory and diagnostic imaging care ²	51	1102	-0.2	0.1	0.0	0.0	0.0	-0.1
Home health and hospice care.....	51	1103	2.2	0.4	0.3	0.2	0.2	0.3
Hospital outpatient care ²	51	1104	3.6	0.0	0.3	0.0	0.0	1.6
Dental care.....	51	1105	3.2	0.2	0.0	0.1	0.1	1.8
Hospital inpatient care.....	51	2101	3.5	0.9	-0.2	0.2	0.3	0.9
Nursing home care.....	51	2102	1.3	0.1	-0.1	0.5	0.1	0.0
Traveler accommodation services.....	53	11	25.8	0.5	-0.4	4.2	3.9	5.4
Food and beverages for immediate consumption services (partial) ²	54	1	8.3	0.1	-0.1	0.5	0.8	0.2
Motor vehicle repair and maintenance (partial).....	55	2	2.9	0.3	0.2	0.3	0.5	-0.1
Membership dues and admissions and recreation facility use fees (partial) ²	56	1	4.4	-0.4	1.4	0.9	1.1	0.1
Recreational activity instruction fees (partial) ²	56	2	-1.6	0.0	0.0	0.0	0.0	0.0
Gaming receipts (partial) ²	56	3	4.1	0.4	1.3	2.3	-3.8	2.1
Mining services ²	60	1	10.6	0.4	0.9	0.1	1.1	3.0
Final demand construction.....	FD	43	16.1	0.2	5.9	0.4	0.3	3.6
New warehouse building construction ²	80	1101	27.8	0.0	13.0	-0.3	0.1	6.3
New school building construction ²	80	1102	12.3	0.1	5.3	0.1	0.0	2.9
New office building construction ²	80	1103	17.0	0.1	5.6	0.3	0.7	4.1
New industrial building construction ²	80	1104	18.2	0.2	7.7	0.5	0.4	4.3
New health care building construction ²	80	1105	14.6	0.3	4.9	0.9	0.1	2.9
Intermediate Demand by Commodity Type								
Processed goods for intermediate demand.....	ID6	1	24.1	1.2	2.4	1.5	-0.1	1.7
Processed foods and feeds.....	ID6	9112	15.6	1.5	-0.4	0.1	0.0	2.4
Meats.....	02	21	24.2	4.6	-5.9	0.1	-2.8	2.2
Processed poultry.....	02	22	26.6	4.0	-0.2	-1.6	2.2	2.4
Dairy products.....	02	3	12.3	-0.2	1.1	0.9	2.3	4.5
Processed fruits and vegetables ²	02	4	5.2	1.0	0.9	-0.1	0.6	1.0
Refined sugar and byproducts ²	02	53	3.4	0.3	0.3	0.3	1.3	-0.5
Fats and oils ²	02	7	41.9	0.3	2.5	1.8	-2.4	3.8
Prepared animal feeds ²	02	9	11.9	-0.4	-0.5	0.2	0.4	3.4
Processed materials less foods and feeds.....	ID6	9111	24.9	1.1	2.7	1.6	-0.1	1.7
Synthetic fibers ²	03	1	17.7	1.1	1.7	-1.1	-1.7	0.1
Processed yarns and threads ²	03	2	29.3	1.7	3.7	3.7	0.2	2.1
Finished fabrics ²	03	4	14.6	1.4	1.5	0.9	0.6	1.3
Liquefied petroleum gas ²	05	32	50.9	15.0	14.6	-10.0	-19.4	14.1
Commercial electric power.....	05	42	7.1	0.9	0.1	2.0	-1.1	0.8
Industrial electric power.....	05	43	11.4	0.1	2.1	1.2	-0.8	2.6
Commercial natural gas.....	05	52	30.9	2.8	6.5	0.6	-1.3	0.3
Industrial natural gas.....	05	53	46.2	1.1	10.4	2.2	-2.6	-2.9
Natural gas to electric utilities.....	05	54	90.3	3.3	19.0	27.5	-7.9	-4.3
Gasoline.....	05	71	53.3	4.5	6.8	2.9	-2.0	1.9
Jet fuel ²	05	7203	59.4	3.4	12.4	3.8	-11.1	11.8
No. 2 diesel fuel.....	05	7303	56.5	1.3	11.6	-3.2	-3.1	9.4
Residual fuels ²	05	74	35.1	-1.5	9.4	4.3	-0.9	-6.2

See footnotes at end of table.

Table 2. Producer price index percentage changes for selected commodity groupings by Final Demand-Intermediate Demand category, seasonally adjusted — Continued
 [January 2022]

Grouping	Commodity code		Unadjusted 12-month percent change ¹	Seasonally adjusted 1-month percent change ¹				
	Group code	Item code		Jan. 2021 to Jan. 2022 ^P	Aug. to Sept.	Sept. to Oct. ^P	Oct. to Nov. ^P	Nov. to Dec. ^P
Finished lubricants ²	05	76	14.6	0.2	3.4	0.0	0.2	0.7
Lubricating oil base stocks ²	05	78	77.8	6.8	0.6	-5.3	-3.9	12.5
Asphalt.....	05	8102	46.7	3.8	5.3	11.0	2.0	-8.5
Basic inorganic chemicals ²	06	13	15.7	0.6	0.5	1.1	0.8	3.6
Basic organic chemicals.....	06	14	33.5	-1.0	1.9	2.3	-1.8	-2.3
Prepared paint ²	06	21	22.9	1.7	1.1	0.8	1.0	6.6
Paint materials ²	06	22	10.9	-2.7	0.9	4.2	-1.3	1.8
Medicinal and botanical chemicals ²	06	31	2.6	0.0	0.0	-0.1	0.2	2.2
Biological products, including diagnostics.....	06	37	5.5	0.4	0.1	0.2	2.8	0.0
Fats and oils, inedible ²	06	4	37.4	-6.1	-0.5	0.2	-6.7	0.1
Nitrogenates.....	06	5201	113.0	3.0	12.6	11.4	11.4	5.0
Phosphates.....	06	5202	-	3.9	3.3	5.3	4.8	-
Other agricultural chemicals ²	06	53	12.0	1.9	0.5	0.1	0.1	4.6
Plastic resins and materials.....	06	6	27.6	0.2	-0.5	0.0	-1.3	-3.1
Industrial gases ²	06	7903	16.7	-0.3	-2.0	12.2	2.1	0.2
Adhesives and sealants ²	06	7904	14.2	2.1	0.6	0.6	2.3	2.4
Synthetic rubber ²	07	1102	19.0	2.5	0.3	-1.5	-3.2	0.6
Tires ²	07	1201	12.0	0.3	0.4	0.9	0.4	4.6
Plastic construction products ²	07	21	35.0	1.2	2.9	1.3	1.2	1.8
Unsupported plastic film, sheet, other shapes ²	07	22	25.1	2.1	2.7	1.9	1.0	0.4
Parts for manufacturing from plastics ²	07	26	17.0	1.8	1.1	0.7	1.9	1.2
Plastic packaging products ²	07	2A	26.6	1.0	2.1	2.3	0.4	1.2
Softwood lumber.....	08	11	20.1	-2.9	7.0	6.9	21.3	25.4
Hardwood lumber ²	08	12	30.8	0.3	1.8	-0.1	0.6	0.2
Millwork.....	08	2	21.4	0.4	-0.1	0.9	2.2	4.9
Plywood ²	08	3	14.1	-20.2	4.4	4.0	2.6	8.4
Paper ²	09	13	17.7	1.1	0.9	1.2	0.2	1.2
Paperboard ²	09	14	19.9	1.2	3.9	0.3	0.9	0.1
Paper boxes and containers ²	09	1503	16.2	1.4	3.3	1.1	0.3	2.0
Building paper and board ²	09	2	14.1	-5.8	2.8	2.3	2.3	5.0
Commercial printing ²	09	47	9.4	0.5	0.6	3.5	0.6	0.6
Foundry and forge shop products ²	10	15	13.4	0.2	1.3	0.8	1.2	1.9
Steel mill products ²	10	17	112.7	4.9	4.1	3.0	0.2	-1.6
Primary nonferrous metals ²	10	22	31.5	2.7	5.4	-4.0	1.6	4.4
Secondary nonferrous metals ²	10	24	11.0	-1.2	0.2	0.7	0.5	2.5
Aluminum mill shapes ²	10	2501	32.7	3.2	4.3	1.9	-5.9	5.6
Copper and brass mill shapes ²	10	2502	24.8	-0.7	0.1	1.5	-3.3	4.1
Nonferrous wire and cable ²	10	26	25.8	0.3	2.8	1.5	-1.7	0.1
Nonferrous foundry shop products.....	10	28	12.9	0.8	0.5	1.2	0.8	1.3
Metal containers ²	10	3	35.4	0.3	2.7	1.4	2.8	13.0
Hardware ²	10	4	16.9	1.0	5.0	1.2	0.3	0.6
Plumbing fixtures and brass fittings.....	10	5	7.3	-0.1	0.6	0.5	1.6	1.8
Heating equipment ²	10	6	22.1	0.3	0.9	1.1	3.1	1.8
Fabricated structural metal products.....	10	7	42.5	2.8	2.5	3.2	2.2	0.8
Bolts, nuts, screws, rivets, and washers ²	10	81	16.5	0.5	1.3	0.1	0.8	0.7
Lighting fixtures ²	10	83	9.1	0.9	0.5	0.4	0.8	1.1
Fabricated ferrous wire products ²	10	88	29.7	4.7	1.4	1.5	1.3	1.5
Other miscellaneous metal products ²	10	89	13.2	0.8	1.6	0.8	1.5	0.9
Fluid power equipment.....	11	43	10.9	0.3	1.4	0.5	0.9	2.6
Mechanical power transmission equipment ²	11	45	11.5	0.6	0.5	0.5	0.6	3.1
Air conditioning and refrigeration equipment ²	11	48	18.7	1.9	1.9	1.9	1.4	3.7
Metal valves, except fluid power.....	11	4902	6.9	0.6	0.7	0.5	0.4	1.6
Ball and roller bearings ²	11	4905	7.1	0.7	0.0	0.6	-0.5	0.6
Wiring devices ²	11	71	29.1	2.1	1.6	1.6	2.0	2.9
Motors, generators, motor generator sets ²	11	73	14.9	2.6	1.9	3.0	0.3	3.3
Switchgear, switchboard, and industrial controls equip. ²	11	75	12.5	2.5	0.1	0.3	1.8	2.9
Electronic components and accessories.....	11	78	2.9	0.2	0.0	0.5	0.3	0.7
Internal combustion engines ²	11	94	4.7	0.1	0.9	0.0	0.0	2.8
Machine shop products ²	11	95	4.7	0.3	0.9	0.0	0.8	0.2
Flat glass ²	13	11	9.0	0.4	1.4	0.6	1.0	1.9
Cement.....	13	22	8.9	0.3	0.3	0.1	0.4	4.5
Concrete products.....	13	3	9.8	0.5	0.5	0.9	0.5	1.5
Asphalt felts and coatings ²	13	6	18.4	0.6	-0.1	2.8	1.2	1.1
Paving mixtures and blocks.....	13	94	8.9	0.4	0.8	0.7	1.3	2.4
Motor vehicle parts ²	14	12	5.2	0.2	0.4	0.7	0.2	0.6
Aircraft engines and engine parts.....	14	23	1.1	0.0	0.0	0.0	0.4	-0.3

See footnotes at end of table.

Table 2. Producer price index percentage changes for selected commodity groupings by Final Demand-Intermediate Demand category, seasonally adjusted — Continued
 [January 2022]

Grouping	Commodity code		Unadjusted 12-month percent change ¹	Seasonally adjusted 1-month percent change ¹				
	Group code	Item code		Jan. 2021 to Jan. 2022 ^P	Aug. to Sept.	Sept. to Oct. ^P	Oct. to Nov. ^P	Nov. to Dec. ^P
Aircraft parts and auxiliary equipment, n.e.c.....	14	25	2.1	0.1	0.7	0.0	0.2	0.5
Medical, surgical, and personal aid devices.....	15	6	2.7	-0.5	0.2	0.0	0.1	1.2
Unprocessed goods for intermediate demand.....	ID6	2	29.7	2.8	6.0	2.3	-4.8	-2.0
Unprocessed foodstuffs and feedstuffs.....	ID6	21	23.1	0.8	-2.2	1.2	3.7	-0.7
Wheat ²	01	21	38.9	-0.7	2.9	6.6	3.1	-3.2
Corn.....	01	2202	17.7	-10.5	-7.1	3.8	3.2	1.6
Slaughter cattle.....	01	31	22.8	1.2	-0.8	1.6	2.9	-1.4
Slaughter hogs.....	01	32	8.9	1.3	-10.3	-3.5	-0.1	-7.0
Slaughter chickens.....	01	4102	76.6	8.9	-4.8	-3.2	11.8	1.6
Slaughter turkeys.....	01	42	19.3	5.8	-3.6	-4.9	4.1	3.4
Raw milk.....	01	6	12.6	1.4	2.9	2.5	7.4	-4.3
Alfalfa hay ²	01	81	44.9	6.5	-4.2	1.4	-0.4	8.4
Oilseeds.....	01	8301	-0.5	-2.1	-5.9	-1.6	0.4	8.7
Raw cane sugar and byproducts ²	02	5201	6.1	-0.1	5.0	0.7	1.5	-3.1
Unprocessed nonfood materials.....	ID6	22	34.0	3.9	10.2	2.7	-8.4	-2.6
Raw cotton ²	01	51	48.6	2.6	13.8	12.9	-9.3	8.0
Hides and skins.....	04	1	-8.3	-3.9	-11.7	-11.7	-7.1	-4.9
Coal.....	05	1	17.4	1.8	-1.8	0.6	-0.2	15.2
Natural gas ²	05	31	47.4	13.1	25.4	3.8	-13.2	-26.1
Crude petroleum ²	05	61	62.9	4.5	13.8	1.0	-12.6	15.5
Logs, bolts, timber, pulpwood, and woodchips ²	08	5	5.4	-0.7	-0.2	-0.5	0.5	2.3
Recyclable paper ²	09	12	60.5	4.8	6.3	-4.2	-8.0	-6.6
Iron ores.....	10	11	21.7	2.4	0.7	1.6	-0.4	0.3
Iron and steel scrap ²	10	12	0.6	-4.5	-0.4	8.8	-1.8	-10.7
Nonferrous metal ores ²	10	21	16.7	6.4	-6.4	3.6	-3.4	6.5
Copper base scrap ²	10	2301	23.4	-0.2	2.9	0.2	-0.6	2.2
Aluminum base scrap.....	10	2302	39.0	-0.4	0.4	1.0	-1.2	0.1
Construction sand, gravel, and crushed stone.....	13	21	7.6	0.4	0.2	0.6	0.1	3.3
Services for intermediate demand.....	ID6	3	7.3	0.3	0.0	0.6	0.7	0.4
Trade services for intermediate demand ³	ID6	33	11.6	-1.2	0.5	-0.5	0.8	0.0
Machinery and equipment parts and supplies wholesaling ²	57	1102	10.5	-1.5	1.3	3.0	-0.6	-0.5
Building materials, paint, and hardware wholesaling.....	57	3	25.7	0.4	6.7	-3.0	-0.3	1.7
Metals, minerals, and ores wholesaling ²	57	4	21.2	-0.6	-4.5	-6.3	4.0	-0.9
Chemicals and allied products wholesaling ²	57	5	4.5	-3.2	0.5	-2.5	3.0	-4.1
Paper and plastics products wholesaling ²	57	6	22.6	3.1	2.1	3.5	-2.4	2.4
Food wholesaling ²	57	8101	4.4	1.8	3.9	-3.0	1.6	0.0
Automotive parts, including tires, retailing ²	58	6102	8.9	2.2	1.7	0.1	1.1	-0.4
Hardware, building material, and supplies retailing.....	58	D	5.7	-2.1	0.1	-6.5	2.1	4.7
Transportation and warehousing services for intermediate demand.....	ID6	32	15.5	2.5	0.5	0.9	1.6	0.3
Rail transportation of freight and mail ²	30	11	9.0	0.5	0.8	0.7	0.4	1.6
Truck transportation of freight ²	30	12	18.3	1.3	2.1	2.4	0.8	1.3
Water transportation of freight ²	30	13	20.9	2.4	2.7	-0.2	2.7	1.3
Air transportation of freight ²	30	14	10.8	1.7	3.0	2.5	3.2	-0.1
Pipeline transportation of petroleum products.....	30	1501	1.6	-0.1	0.3	0.4	0.3	-0.1
U.S. Postal Service.....	30	1601	7.6	5.6	1.1	0.0	0.2	-0.6
Courier and messenger services, except air mail.....	30	1602	8.7	0.6	0.8	1.0	0.3	2.3
Air mail and package delivery services, excluding by USPS.....	30	1603	12.8	0.5	1.5	1.6	-0.6	3.5
Transportation of passengers (partial).....	30	2	14.3	-7.7	-1.2	4.8	4.1	-4.1
Services related to water transportation.....	31	1	4.7	-0.1	0.4	0.2	0.7	0.4
Arrangement of freight and cargo ²	31	31	83.6	21.5	-2.4	-1.5	6.2	-5.2
Warehousing, storage, and related services ²	32	1	17.4	1.3	2.0	-1.2	3.4	6.0
Services less trade, transportation, and warehousing for intermediate demand.....	ID6	31	4.4	0.4	-0.3	0.9	0.5	0.6
Network compensation from broadcast TV, cable TV, radio ²	35	-	6.2	-0.4	0.0	0.0	0.0	2.8
Advertising space sales in periodicals and newspapers ²	36	11	1.5	-0.3	0.5	0.2	0.1	1.7
Advertising space sales in directories and mail lists ²	36	12	0.1	0.0	0.0	0.0	0.0	0.0
Television advertising time sales.....	36	2	-5.2	2.0	-2.3	5.1	3.1	1.5
Radio advertising time sales.....	36	3	7.2	2.2	-4.2	9.5	-0.1	-9.6
Internet advertising space sales, excluding Internet ads sold by print publishers ²	36	5	5.9	-0.2	-0.2	0.9	1.0	0.9
Business wired telecommunication services ²	37	12	0.7	0.1	0.0	0.1	0.1	0.1
Wireless telecommunication services.....	37	2	0.1	0.0	0.0	0.1	-0.1	-0.2
Cable and satellite subscriber services.....	37	3	3.9	0.8	0.4	0.3	0.2	1.7
Bundled wired telecommunication access services ²	37	5	4.0	-0.9	1.1	-1.5	0.8	0.2
Data processing and related services ²	38	1	-0.4	-0.2	0.2	0.0	0.0	-1.3
Business loans (partial).....	39	11	11.7	4.4	1.0	0.3	2.0	-0.6

See footnotes at end of table.

Table 2. Producer price index percentage changes for selected commodity groupings by Final Demand-Intermediate Demand category, seasonally adjusted — Continued
 [January 2022]

Grouping	Commodity code		Unadjusted 12-month percent change ¹	Seasonally adjusted 1-month percent change ¹				
	Group code	Item code		Jan. 2021 to Jan. 2022 ^P	Aug. to Sept.	Sept. to Oct. ^P	Oct. to Nov. ^P	Nov. to Dec. ^P
Deposit services (partial) ²	39	2	-2.2	-0.4	0.7	0.1	-4.1	1.2
Other credit intermediation, incl. trust services (partial) ²	39	3	-2.8	-0.1	-0.2	-1.7	-0.1	0.4
Securities brokerage, dealing, investment advice, and related services ²	40	1	6.7	-0.2	-6.7	8.2	-1.3	-0.5
Portfolio management ²	40	2	8.2	1.2	-1.3	2.5	-0.2	1.9
Investment banking ²	40	3	17.5	2.5	0.0	0.0	0.6	0.3
Life insurance ²	41	1101	1.2	-0.1	0.0	-0.2	0.0	0.7
Health and medical insurance.....	41	1103	1.4	0.2	0.1	0.2	0.3	-0.5
Property and casualty insurance ²	41	1104	0.7	-0.1	-0.1	0.1	0.3	0.2
Annuities ²	41	2	-1.7	0.0	0.1	0.1	0.0	-0.3
Commissions from sales of insurance ²	42	1	0.6	0.2	0.1	0.0	0.0	0.0
Nonresidential real estate rents ²	43	11	3.4	0.4	-1.3	0.2	0.9	1.1
Nonresidential property sales and leases ²	43	12	8.6	0.5	1.2	0.1	0.8	1.5
Residential property management fees ²	43	22	5.7	0.2	-0.1	0.2	1.2	0.0
Passenger car rental.....	44	1	30.2	-4.1	4.1	0.5	0.5	-4.6
Truck, utility trailer, and RV rental and leasing ²	44	2	-0.9	0.2	0.5	0.3	0.0	-5.0
Construction, mining, and forestry machinery and equipment rental and leasing ²	44	3	1.9	0.2	0.2	0.7	-0.1	-0.2
Legal services.....	45	1	5.8	0.5	0.7	0.4	0.4	1.3
Accounting services (partial).....	45	2	0.6	0.4	-0.6	0.1	0.2	0.1
Architectural and engineering services.....	45	3	4.4	0.1	0.2	0.1	0.0	2.7
Management, scientific, and technical consulting services.....	45	4	3.5	0.2	0.8	-0.3	0.4	1.3
Advertising and related services (partial) ²	45	5	6.3	0.0	-2.8	5.1	2.0	2.1
Permanent placement services ²	46	1	7.4	0.7	-2.0	0.3	2.4	0.1
Executive search services ²	46	2	-4.4	-2.5	-0.6	1.8	-0.1	-5.2
Staffing services.....	46	3	5.6	0.2	0.2	1.0	0.8	0.6
Security guard services ²	48	1	6.1	1.0	0.6	0.0	0.5	1.1
Janitorial services ²	49	1	7.4	0.4	0.2	0.3	2.6	1.9
Waste collection.....	50	1	4.0	0.2	0.6	0.4	0.5	0.2
Traveler accommodation services.....	53	11	25.8	0.5	-0.4	4.2	3.9	5.4
Commercial and industrial machinery and equipment repair and maintenance.....	55	1	5.3	0.0	1.1	0.4	0.2	1.0
Aircraft repair and maintenance.....	55	4	4.4	0.7	0.2	0.2	0.2	-0.9
Metal treatment services ²	59	1	8.1	0.5	2.7	0.8	1.1	-1.3
Construction for intermediate demand.....	ID6	4	11.3	1.4	0.4	0.5	0.3	1.2
Maintenance and repair of non-residential buildings (partial) ²	80	2	11.4	1.4	0.4	0.5	0.3	1.2
Intermediate Demand by Production Flow								
Stage 4 intermediate demand.....	ID5	4	12.2	0.4	0.6	1.1	0.5	1.1
Stage 4 intermediate demand goods.....	ID5	9411	17.9	0.8	1.3	1.5	0.6	1.7
Grains.....	01	2	22.0	-8.0	-4.5	4.5	3.2	0.4
Meats.....	02	21	24.2	4.6	-5.9	0.1	-2.8	2.2
Unprocessed and packaged fish.....	02	23	9.5	-1.7	7.5	0.9	1.2	-13.7
Dairy products.....	02	3	12.3	-0.2	1.1	0.9	2.3	4.5
Commercial electric power.....	05	42	7.1	0.9	0.1	2.0	-1.1	0.8
Industrial electric power.....	05	43	11.4	0.1	2.1	1.2	-0.8	2.6
Gasoline.....	05	71	53.3	4.5	6.8	2.9	-2.0	1.9
No. 2 diesel fuel.....	05	7303	56.5	1.3	11.6	-3.2	-3.1	9.4
Basic organic chemicals.....	06	14	33.5	-1.0	1.9	2.3	-1.8	-2.3
Prepared paint ²	06	21	22.9	1.7	1.1	0.8	1.0	6.6
Medicinal and botanical chemicals ²	06	31	2.6	0.0	0.0	-0.1	0.2	2.2
Biological products, including diagnostics.....	06	37	5.5	0.4	0.1	0.2	2.8	0.0
Pharmaceutical preparations.....	06	38	1.5	0.3	0.2	0.2	0.1	-0.1
Plastic construction products ²	07	21	35.0	1.2	2.9	1.3	1.2	1.8
Unsupported plastic film, sheet, and other shapes ²	07	22	25.1	2.1	2.7	1.9	1.0	0.4
Parts for manufacturing from plastics ²	07	26	17.0	1.8	1.1	0.7	1.9	1.2
Plastic packaging products ²	07	2A	26.6	1.0	2.1	2.3	0.4	1.2
Lumber.....	08	1	22.7	-1.7	5.0	4.4	14.1	17.6
Millwork.....	08	2	21.4	0.4	-0.1	0.9	2.2	4.9
Paper boxes and containers ²	09	1503	16.2	1.4	3.3	1.1	0.3	2.0
Commercial printing ²	09	47	9.4	0.5	0.6	3.5	0.6	0.6
Steel mill products ²	10	17	112.7	4.9	4.1	3.0	0.2	-1.6
Nonferrous wire and cable ²	10	26	25.8	0.3	2.8	1.5	-1.7	0.1
Fabricated structural metal products.....	10	7	42.5	2.8	2.5	3.2	2.2	0.8
Other miscellaneous metal products ²	10	89	13.2	0.8	1.6	0.8	1.5	0.9
Air conditioning and refrigeration equipment ²	11	48	18.7	1.9	1.9	1.9	1.4	3.7
Wiring devices ²	11	71	29.1	2.1	1.6	1.6	2.0	2.9

See footnotes at end of table.

Table 2. Producer price index percentage changes for selected commodity groupings by Final Demand-Intermediate Demand category, seasonally adjusted — Continued
[January 2022]

Grouping	Commodity code		Unadjusted 12-month percent change ¹	Seasonally adjusted 1-month percent change ¹				
	Group code	Item code		Jan. 2021 to Jan. 2022 ^P	Aug. to Sept.	Sept. to Oct. ^P	Oct. to Nov. ^P	Nov. to Dec. ^P
Electronic components and accessories.....	11	78	2.9	0.2	0.0	0.5	0.3	0.7
Miscellaneous electrical machinery and equipment ²	11	79	5.9	0.4	0.7	0.2	0.1	1.6
Internal combustion engines ²	11	94	4.7	0.1	0.9	0.0	0.0	2.8
Machine shop products ²	11	95	4.7	0.3	0.9	0.0	0.8	0.2
Concrete ingredients and related products.....	13	2	7.9	0.4	0.2	0.5	0.2	3.6
Concrete products.....	13	3	9.8	0.5	0.5	0.9	0.5	1.5
Prepared asphalt, tar roofing and siding products ²	13	61	19.5	0.7	-0.1	3.2	1.3	0.8
Paving mixtures and blocks.....	13	94	8.9	0.4	0.8	0.7	1.3	2.4
Motor vehicle parts ²	14	12	5.2	0.2	0.4	0.7	0.2	0.6
Aircraft engines and engine parts.....	14	23	1.1	0.0	0.0	0.0	0.4	-0.3
Aircraft parts and auxiliary equipment, n.e.c.....	14	25	2.1	0.1	0.7	0.0	0.2	0.5
Medical, surgical and personal aid devices.....	15	6	2.7	-0.5	0.2	0.0	0.1	1.2
Stage 4 intermediate demand services.....	ID5	9412	7.4	0.1	0.0	0.8	0.4	0.6
Truck transportation of freight ²	30	12	18.3	1.3	2.1	2.4	0.8	1.3
Courier, messenger, and U.S. postal services.....	30	16	8.9	2.7	1.1	0.6	0.1	1.3
Airline passenger services.....	30	22	14.6	-7.8	-1.2	4.9	4.1	-4.2
Warehousing, storage, and related services ²	32	1	17.4	1.3	2.0	-1.2	3.4	6.0
Advertising space sales in periodicals and newspapers ²	36	11	1.5	-0.3	0.5	0.2	0.1	1.7
Data processing and related services ²	38	1	-0.4	-0.2	0.2	0.0	0.0	-1.3
Business loans (partial).....	39	11	11.7	4.4	1.0	0.3	2.0	-0.6
Deposit services (partial) ²	39	2	-2.2	-0.4	0.7	0.1	-4.1	1.2
Securities brokerage, dealing, investment advice, and related services ²	40	1	6.7	-0.2	-6.7	8.2	-1.3	-0.5
Portfolio management ²	40	2	8.2	1.2	-1.3	2.5	-0.2	1.9
Investment banking ²	40	3	17.5	2.5	0.0	0.0	0.6	0.3
Insurance.....	41	11	1.0	0.0	0.0	0.1	0.2	0.1
Annuities ²	41	2	-1.7	0.0	0.1	0.1	0.0	-0.3
Nonresidential real estate rents ²	43	11	3.4	0.4	-1.3	0.2	0.9	1.1
Nonresidential property sales and leases ²	43	12	8.6	0.5	1.2	0.1	0.8	1.5
Nonresidential property management fees ²	43	13	-0.5	0.7	0.4	0.2	0.2	-0.1
Residential property management fees ²	43	22	5.7	0.2	-0.1	0.2	1.2	0.0
Construction, mining, and forestry machinery and equipment rental and leasing ²	44	3	1.9	0.2	0.2	0.7	-0.1	-0.2
Legal services.....	45	1	5.8	0.5	0.7	0.4	0.4	1.3
Advertising agency services ²	45	51	6.3	0.0	-2.8	5.1	2.0	2.1
Accounting services (partial).....	45	2	0.6	0.4	-0.6	0.1	0.2	0.1
Architectural and engineering services.....	45	3	4.4	0.1	0.2	0.1	0.0	2.7
Management, scientific, and technical consulting services.....	45	4	3.5	0.2	0.8	-0.3	0.4	1.3
Staffing services.....	46	3	5.6	0.2	0.2	1.0	0.8	0.6
Janitorial services ²	49	1	7.4	0.4	0.2	0.3	2.6	1.9
Commercial and industrial machinery and equipment repair and maintenance.....	55	1	5.3	0.0	1.1	0.4	0.2	1.0
Machinery and equipment parts and supplies wholesaling ²	57	1102	10.5	-1.5	1.3	3.0	-0.6	-0.5
Building materials, paint, and hardware wholesaling.....	57	3	25.7	0.4	6.7	-3.0	-0.3	1.7
Metals, minerals, and ores wholesaling ²	57	4	21.2	-0.6	-4.5	-6.3	4.0	-0.9
Chemicals and allied products wholesaling ²	57	5	4.5	-3.2	0.5	-2.5	3.0	-4.1
Paper and plastics products wholesaling ²	57	6	22.6	3.1	2.1	3.5	-2.4	2.4
Food and alcohol wholesaling ²	57	8	5.0	1.7	3.0	-2.1	1.5	0.1
Hardware and building materials and supplies retailing.....	58	D	5.7	-2.1	0.1	-6.5	2.1	4.7
Metal treatment services ²	59	1	8.1	0.5	2.7	0.8	1.1	-1.3
Stage 3 intermediate demand.....	ID5	3	19.0	1.1	1.0	0.8	0.7	0.8
Stage 3 intermediate demand goods.....	ID5	9311	31.1	1.2	1.9	1.2	0.5	1.0
Slaughter cattle.....	01	31	22.8	1.2	-0.8	1.6	2.9	-1.4
Slaughter hogs.....	01	32	8.9	1.3	-10.3	-3.5	-0.1	-7.0
Slaughter poultry.....	01	4	63.3	8.2	-4.5	-3.4	10.3	1.9
Raw milk.....	01	6	12.6	1.4	2.9	2.5	7.4	-4.3
Commercial electric power.....	05	42	7.1	0.9	0.1	2.0	-1.1	0.8
Industrial electric power.....	05	43	11.4	0.1	2.1	1.2	-0.8	2.6
Gasoline.....	05	71	53.3	4.5	6.8	2.9	-2.0	1.9
Jet fuel ²	05	7203	59.4	3.4	12.4	3.8	-11.1	11.8
No. 2 diesel fuel.....	05	7303	56.5	1.3	11.6	-3.2	-3.1	9.4
Finished lubricants ²	05	76	14.6	0.2	3.4	0.0	0.2	0.7
Lubricating oil base stocks ²	05	78	77.8	6.8	0.6	-5.3	-3.9	12.5
Asphalt.....	05	8102	46.7	3.8	5.3	11.0	2.0	-8.5
Basic inorganic chemicals ²	06	13	15.7	0.6	0.5	1.1	0.8	3.6
Basic organic chemicals.....	06	14	33.5	-1.0	1.9	2.3	-1.8	-2.3
Paints and allied products ²	06	2	20.0	0.6	1.1	1.6	0.5	5.5

See footnotes at end of table.

Table 2. Producer price index percentage changes for selected commodity groupings by Final Demand-Intermediate Demand category, seasonally adjusted — Continued
[January 2022]

Grouping	Commodity code		Unadjusted 12-month percent change ¹	Seasonally adjusted 1-month percent change ¹				
	Group code	Item code		Jan. 2021 to Jan. 2022 ^P	Aug. to Sept.	Sept. to Oct. ^P	Oct. to Nov. ^P	Nov. to Dec. ^P
Agricultural chemicals and chemical products.....	06	5	51.3	4.0	3.5	3.7	4.5	3.1
Plastic resins and materials.....	06	6	27.6	0.2	-0.5	0.0	-1.3	-3.1
Synthetic rubber ²	07	1102	19.0	2.5	0.3	-1.5	-3.2	0.6
Unsupported plastic film, sheet, and other shapes ²	07	22	25.1	2.1	2.7	1.9	1.0	0.4
Paper ²	09	13	17.7	1.1	0.9	1.2	0.2	1.2
Paperboard ²	09	14	19.9	1.2	3.9	0.3	0.9	0.1
Converted paper and paperboard products ²	09	15	12.6	1.4	1.8	1.0	0.4	1.2
Commercial printing ²	09	47	9.4	0.5	0.6	3.5	0.6	0.6
Foundry and forge shop products ²	10	15	13.4	0.2	1.3	0.8	1.2	1.9
Steel mill products ²	10	17	112.7	4.9	4.1	3.0	0.2	-1.6
Nonferrous mill shapes ²	10	25	27.7	1.6	2.7	1.6	-4.2	5.0
Nonferrous foundry shop products.....	10	28	12.9	0.8	0.5	1.2	0.8	1.3
Metal containers ²	10	3	35.4	0.3	2.7	1.4	2.8	13.0
Structural, architectural, and pre-engineered metal products.....	10	74	51.1	3.9	3.3	2.7	2.5	-0.2
Bolts, nuts, screws, rivets, and washers ²	10	81	16.5	0.5	1.3	0.1	0.8	0.7
Other miscellaneous metal products ²	10	89	13.2	0.8	1.6	0.8	1.5	0.9
General purpose machinery and equipment.....	11	4	12.0	1.1	1.0	1.0	1.0	2.0
Electrical machinery and equipment.....	11	7	7.2	1.1	0.5	0.7	0.5	1.2
Construction sand, gravel, and crushed stone.....	13	21	7.6	0.4	0.2	0.6	0.1	3.3
Cement.....	13	22	8.9	0.3	0.3	0.1	0.4	4.5
Motor vehicle parts ²	14	12	5.2	0.2	0.4	0.7	0.2	0.6
Aircraft and aircraft equipment.....	14	2	1.7	0.1	0.3	0.1	0.3	0.3
Stage 3 intermediate demand services.....	ID5	9312	8.4	1.0	0.2	0.4	0.9	0.4
Rail transportation of freight and mail ²	30	11	9.0	0.5	0.8	0.7	0.4	1.6
Courier, messenger, and U.S. postal services.....	30	16	8.9	2.7	1.1	0.6	0.1	1.3
Arrangement of freight and cargo ²	31	31	83.6	21.5	-2.4	-1.5	6.2	-5.2
Freight forwarding ²	31	3201	13.0	1.7	-0.3	1.2	1.4	0.5
Warehousing, storage, and related services ²	32	1	17.4	1.3	2.0	-1.2	3.4	6.0
Advertising space sales in periodicals, newspapers, directories, and mailing lists ²	36	1	1.2	-0.2	0.4	0.1	0.1	1.4
Wired telephone services ²	37	1	1.0	0.0	0.2	0.1	0.0	0.2
Bundled wired telecommunications access services ²	37	5	4.0	-0.9	1.1	-1.5	0.8	0.2
Data processing and related services ²	38	1	-0.4	-0.2	0.2	0.0	0.0	-1.3
Business loans (partial).....	39	11	11.7	4.4	1.0	0.3	2.0	-0.6
Deposit services (partial) ²	39	2	-2.2	-0.4	0.7	0.1	-4.1	1.2
Securities brokerage, dealing, investment advice, and related services ²	40	1	6.7	-0.2	-6.7	8.2	-1.3	-0.5
Insurance.....	41	11	1.0	0.0	0.0	0.1	0.2	0.1
Nonresidential real estate rents ²	43	11	3.4	0.4	-1.3	0.2	0.9	1.1
Legal services.....	45	1	5.8	0.5	0.7	0.4	0.4	1.3
Accounting services (partial).....	45	2	0.6	0.4	-0.6	0.1	0.2	0.1
Architectural and engineering services.....	45	3	4.4	0.1	0.2	0.1	0.0	2.7
Management, scientific, and technical consulting services.....	45	4	3.5	0.2	0.8	-0.3	0.4	1.3
Advertising agency services ²	45	51	6.3	0.0	-2.8	5.1	2.0	2.1
Staffing services.....	46	3	5.6	0.2	0.2	1.0	0.8	0.6
Aircraft repair maintenance.....	55	4	4.4	0.7	0.2	0.2	0.2	-0.9
Machinery and equipment parts and supplies wholesaling ²	57	1102	10.5	-1.5	1.3	3.0	-0.6	-0.5
Building materials, paint, and hardware wholesaling.....	57	3	25.7	0.4	6.7	-3.0	-0.3	1.7
Metals, minerals, and ores wholesaling ²	57	4	21.2	-0.6	-4.5	-6.3	4.0	-0.9
Chemicals and allied products wholesaling ²	57	5	4.5	-3.2	0.5	-2.5	3.0	-4.1
Paper and plastics products wholesaling ²	57	6	22.6	3.1	2.1	3.5	-2.4	2.4
Food wholesaling ²	57	8101	4.4	1.8	3.9	-3.0	1.6	0.0
Metal treatment services ²	59	1	8.1	0.5	2.7	0.8	1.1	-1.3
Stage 2 intermediate demand.....	ID5	2	17.9	2.2	3.7	1.2	-2.2	-0.5
Stage 2 intermediate demand goods.....	ID5	9211	31.3	3.6	7.8	1.7	-5.5	-1.3
Corn.....	01	2202	17.7	-10.5	-7.1	3.8	3.2	1.6
Oilseeds.....	01	83	-0.5	-2.1	-5.9	-1.6	0.4	8.7
Prepared animal feeds ²	02	9	11.9	-0.4	-0.5	0.2	0.4	3.4
Coal.....	05	1	17.4	1.8	-1.8	0.6	-0.2	15.2
Natural gas ²	05	31	47.4	13.1	25.4	3.8	-13.2	-26.1
Liquefied petroleum gas ²	05	32	50.9	15.0	14.6	-10.0	-19.4	14.1
Crude petroleum ²	05	61	62.9	4.5	13.8	1.0	-12.6	15.5
No. 2 diesel fuel.....	05	7303	56.5	1.3	11.6	-3.2	-3.1	9.4
Industrial chemicals.....	06	1	30.8	-0.8	1.7	2.2	-1.5	-1.6
Plastic resins and materials.....	06	6	27.6	0.2	-0.5	0.0	-1.3	-3.1
Plastic products ²	07	2	25.0	1.6	2.2	1.9	1.5	1.2
Logs, bolts, timber, pulpwood, and wood chips ²	08	5	5.4	-0.7	-0.2	-0.5	0.5	2.3

See footnotes at end of table.

Table 2. Producer price index percentage changes for selected commodity groupings by Final Demand-Intermediate Demand category, seasonally adjusted — Continued
[January 2022]

Grouping	Commodity code		Unadjusted 12-month percent change ¹	Seasonally adjusted 1-month percent change ¹				
	Group code	Item code		Jan. 2021 to Jan. 2022 ^P	Aug. to Sept.	Sept. to Oct. ^P	Oct. to Nov. ^P	Nov. to Dec. ^P
Paper ²	09	13	17.7	1.1	0.9	1.2	0.2	1.2
Paperboard, excluding corrugated paperboard ²	09	1411	20.5	1.3	4.0	0.1	0.8	0.3
Commercial printing ²	09	47	9.4	0.5	0.6	3.5	0.6	0.6
Iron and steel scrap ²	10	12	0.6	-4.5	-0.4	8.8	-1.8	-10.7
Steel mill products ²	10	17	112.7	4.9	4.1	3.0	0.2	-1.6
Nonferrous mill shapes ²	10	25	27.7	1.6	2.7	1.6	-4.2	5.0
Electrical machinery and equipment.....	11	7	7.2	1.1	0.5	0.7	0.5	1.2
Electronic components and accessories.....	11	78	2.9	0.2	0.0	0.5	0.3	0.7
Stage 2 intermediate demand services.....	ID5	9212	7.4	0.9	-0.1	0.7	1.1	0.1
Rail transportation of freight and mail ²	30	11	9.0	0.5	0.8	0.7	0.4	1.6
Truck transportation of freight ²	30	12	18.3	1.3	2.1	2.4	0.8	1.3
Pipeline transportation of petroleum products.....	30	1501	1.6	-0.1	0.3	0.4	0.3	-0.1
U.S. Postal Service.....	30	1601	7.6	5.6	1.1	0.0	0.2	-0.6
Courier and messenger services, except air.....	30	1602	8.7	0.6	0.8	1.0	0.3	2.3
Air mail and package delivery services, excluding by USPS.....	30	1603	12.8	0.5	1.5	1.6	-0.6	3.5
Airline passenger services.....	30	22	14.6	-7.8	-1.2	4.9	4.1	-4.2
Arrangement of freight and cargo ²	31	31	83.6	21.5	-2.4	-1.5	6.2	-5.2
Television advertising time sales.....	36	21	-5.2	2.0	-2.3	5.1	3.1	1.5
Wireless telecommunication services.....	37	2	0.1	0.0	0.0	0.1	-0.1	-0.2
Data processing and related services ²	38	1	-0.4	-0.2	0.2	0.0	0.0	-1.3
Securities brokerage, dealing, investment advice, and related services ²	40	1	6.7	-0.2	-6.7	8.2	-1.3	-0.5
Portfolio management ²	40	2	8.2	1.2	-1.3	2.5	-0.2	1.9
Investment banking ²	40	31	17.5	2.5	0.0	0.0	0.6	0.3
Insurance.....	41	11	1.0	0.0	0.0	0.1	0.2	0.1
Commissions from sales of insurance ²	42	11	0.6	0.2	0.1	0.0	0.0	0.0
Legal services.....	45	1	5.8	0.5	0.7	0.4	0.4	1.3
Accounting services (partial).....	45	2	0.6	0.4	-0.6	0.1	0.2	0.1
Management, scientific, and technical consulting services.....	45	4	3.5	0.2	0.8	-0.3	0.4	1.3
Advertising agency services ²	45	51	6.3	0.0	-2.8	5.1	2.0	2.1
Staffing services.....	46	3	5.6	0.2	0.2	1.0	0.8	0.6
Security guard services ²	48	1	6.1	1.0	0.6	0.0	0.5	1.1
Janitorial services ²	49	1	7.4	0.4	0.2	0.3	2.6	1.9
Traveler accommodation services.....	53	1	25.8	0.5	-0.4	4.2	3.9	5.4
Commercial and industrial machinery and equipment repair and maintenance.....	55	1	5.3	0.0	1.1	0.4	0.2	1.0
Hardware and building materials and supplies retailing.....	58	D	5.7	-2.1	0.1	-6.5	2.1	4.7
Stage 1 intermediate demand.....	ID5	1	16.7	0.2	1.1	1.2	0.3	1.0
Stage 1 intermediate demand goods.....	ID5	9111	26.4	0.7	2.5	2.0	-0.1	1.3
Prepared animal feeds ²	02	9	11.9	-0.4	-0.5	0.2	0.4	3.4
Commercial electric power.....	05	42	7.1	0.9	0.1	2.0	-1.1	0.8
Industrial electric power.....	05	43	11.4	0.1	2.1	1.2	-0.8	2.6
Commercial natural gas.....	05	52	30.9	2.8	6.5	0.6	-1.3	0.3
Industrial natural gas.....	05	53	46.2	1.1	10.4	2.2	-2.6	-2.9
Gasoline.....	05	71	53.3	4.5	6.8	2.9	-2.0	1.9
No. 2 diesel fuel.....	05	7303	56.5	1.3	11.6	-3.2	-3.1	9.4
Industrial chemicals.....	06	1	30.8	-0.8	1.7	2.2	-1.5	-1.6
Prepared paint ²	06	21	22.9	1.7	1.1	0.8	1.0	6.6
Plastic construction products ²	07	21	35.0	1.2	2.9	1.3	1.2	1.8
Recyclable paper ²	09	12	60.5	4.8	6.3	-4.2	-8.0	-6.6
Paper ²	09	13	17.7	1.1	0.9	1.2	0.2	1.2
Converted paper and paperboard products ²	09	15	12.6	1.4	1.8	1.0	0.4	1.2
Iron and steel scrap ²	10	12	0.6	-4.5	-0.4	8.8	-1.8	-10.7
Steel mill products ²	10	17	112.7	4.9	4.1	3.0	0.2	-1.6
Primary nonferrous metals ²	10	22	31.5	2.7	5.4	-4.0	1.6	4.4
Nonferrous scrap.....	10	23	11.6	-6.5	0.6	0.3	-5.1	4.1
Nonferrous wire and cable ²	10	26	25.8	0.3	2.8	1.5	-1.7	0.1
Fabricated structural metal products.....	10	7	42.5	2.8	2.5	3.2	2.2	0.8
General purpose machinery and equipment.....	11	4	12.0	1.1	1.0	1.0	1.0	2.0
Construction sand, gravel, and crushed stone.....	13	21	7.6	0.4	0.2	0.6	0.1	3.3
Stage 1 intermediate demand services.....	ID5	9112	8.0	-0.3	-0.3	0.4	0.7	0.5
Truck transportation of freight ²	30	12	18.3	1.3	2.1	2.4	0.8	1.3
Airline passenger services.....	30	22	14.6	-7.8	-1.2	4.9	4.1	-4.2
Advertising space sales in periodicals, newspapers, directories, and mailing lists ²	36	1	1.2	-0.2	0.4	0.1	0.1	1.4
Business wired telecommunication services ²	37	12	0.7	0.1	0.0	0.1	0.1	0.1
Wireless telecommunication services.....	37	2	0.1	0.0	0.0	0.1	-0.1	-0.2

See footnotes at end of table.

Table 2. Producer price index percentage changes for selected commodity groupings by Final Demand-Intermediate Demand category, seasonally adjusted — Continued
 [January 2022]

Grouping	Commodity code		Unadjusted 12-month percent change ¹	Seasonally adjusted 1-month percent change ¹				
	Group code	Item code		Jan. 2021 to Jan. 2022 ^p	Aug. to Sept.	Sept. to Oct. ^p	Oct. to Nov. ^p	Nov. to Dec. ^p
Bundled wired telecommunications access services ²	37	5	4.0	-0.9	1.1	-1.5	0.8	0.2
Business loans (partial).....	39	11	11.7	4.4	1.0	0.3	2.0	-0.6
Deposit services (partial) ²	39	2	-2.2	-0.4	0.7	0.1	-4.1	1.2
Securities brokerage, dealing, investment advice, and related services ²	40	1	6.7	-0.2	-6.7	8.2	-1.3	-0.5
Portfolio management ²	40	2	8.2	1.2	-1.3	2.5	-0.2	1.9
Investment banking ²	40	3	17.5	2.5	0.0	0.0	0.6	0.3
Insurance.....	41	11	1.0	0.0	0.0	0.1	0.2	0.1
Nonresidential real estate rents ²	43	11	3.4	0.4	-1.3	0.2	0.9	1.1
Architectural and engineering services.....	45	3	4.4	0.1	0.2	0.1	0.0	2.7
Management consulting services.....	45	41	3.5	0.2	0.8	-0.3	0.4	1.3
Waste collection.....	50	1	4.0	0.2	0.6	0.4	0.5	0.2
Traveler accommodation services.....	53	11	25.8	0.5	-0.4	4.2	3.9	5.4
Commercial and industrial machinery and equipment repair and maintenance.....	55	1	5.3	0.0	1.1	0.4	0.2	1.0
Machinery and equipment parts and supplies wholesaling ²	57	1102	10.5	-1.5	1.3	3.0	-0.6	-0.5
Building materials, paint, and hardware wholesaling.....	57	3	25.7	0.4	6.7	-3.0	-0.3	1.7
Metals, minerals, and ores wholesaling ²	57	4	21.2	-0.6	-4.5	-6.3	4.0	-0.9
Chemicals and allied products wholesaling ²	57	5	4.5	-3.2	0.5	-2.5	3.0	-4.1
Paper and plastics products wholesaling ²	57	6	22.6	3.1	2.1	3.5	-2.4	2.4
Hardware and building materials and supplies retailing.....	58	D	5.7	-2.1	0.1	-6.5	2.1	4.7
Mining services ²	60	1	10.6	0.4	0.9	0.1	1.1	3.0

¹ All indexes are subject to revision for 4 months after their originally scheduled publication to incorporate late reports and corrections by survey respondents. In addition, seasonally adjusted indexes are subject to change for up to 5 years due to the recalculation of seasonal factors published each January.

² Seasonal tests did not indicate the presence of seasonality. Data shown is not seasonally adjusted.

³ Trade indexes measure changes in margins received by wholesalers and retailers.

p Preliminary

"-" Data not available.

NOTE: The term "(partial)" denotes incomplete coverage of the index category.

Table 3. Producer price indexes for Final Demand-Intermediate Demand groupings, seasonally adjusted
 [January 2022, Index base Nov. 2009=100, unless otherwise indicated]

Grouping	Other index base	Commodity code		Seasonally adjusted index ¹				
		Group code	Item code	Sept. 2021	Oct. 2021 ^P	Nov. 2021 ^P	Dec. 2021 ^P	Jan. 2022 ^P
Final Demand								
Final demand.....		FD	4	129.167	130.039	131.207	131.779	133.033
Final demand goods.....		FD	41	129.285	130.994	132.178	132.010	133.672
Final demand foods.....		FD	411	135.801	135.643	137.300	136.892	139.068
Finished consumer foods ²	00/82	FD	4111	236.158	236.879	239.911	239.139	242.591
Finished consumer foods, crude.....	00/82	FD	411113	223.211	240.378	263.922	253.750	240.694
Finished consumer foods, processed.....	00/82	FD	41112	238.070	237.019	237.847	238.087	243.325
Government purchased foods.....		FD	4112	141.647	139.895	140.644	140.429	143.434
Foods for export.....		FD	4113	145.439	143.079	144.862	144.512	147.483
Final demand energy.....		FD	412	125.230	131.514	132.682	130.430	133.658
Finished consumer energy goods ²	00/82	FD	4121	197.976	206.788	208.583	206.002	209.584
Government purchased energy.....		FD	4122	128.108	137.165	138.401	133.758	140.616
Energy for export.....		FD	4123	111.919	120.944	122.305	117.415	124.932
Final demand goods less foods and energy.....		FD	413	128.670	129.529	130.595	131.093	132.166
Finished goods less foods and energy ²	00/82	FD	4131	221.556	222.713	224.056	225.333	227.557
Finished consumer goods less foods and energy.....	00/82	FD	41311	247.803	248.959	250.506	252.027	254.190
Nondurable consumer goods less foods and energy.....	00/82	FD	413111	317.691	319.440	321.550	323.892	326.380
Durable consumer goods.....	00/82	FD	413112	175.489	176.056	177.032	177.741	179.540
Private capital equipment.....	00/82	FD	41312	188.830	189.936	191.042	192.049	194.228
Private capital equipment for manufacturing industries.....	00/82	FD	413121	197.223	198.455	199.780	200.968	203.948
Private capital equipment for nonmanufacturing industries.....	00/82	FD	413122	186.202	187.272	188.316	189.273	191.231
Government purchased goods, excluding foods and energy.....		FD	4132	124.772	125.604	126.715	127.396	128.576
Government purchased goods excluding foods, energy, and capital equipment.....		FD	41321	130.993	132.211	133.938	134.745	136.311
Government purchased capital equipment.....		FD	41322	115.185	115.517	115.830	116.341	117.017
Goods for export, excluding foods and energy.....		FD	4133	130.123	131.316	132.865	132.879	133.540
Final demand services.....		FD	42	128.648	128.917	130.091	131.043	131.989
Final demand trade services ³		FD	423	134.531	135.342	136.856	138.961	139.745
Trade of finished goods ²		FD	4231	133.786	134.397	135.954	138.278	139.051
Trade of personal consumption goods.....		FD	42311	134.765	134.669	136.135	138.617	138.935
Trade of private capital equipment.....		FD	42312	128.014	131.671	133.608	135.219	137.955
Trade of government purchased goods.....		FD	4232	136.825	139.064	140.662	141.085	142.727
Trade of government purchased goods, excluding capital equipment.....		FD	42321	144.114	145.252	146.437	146.211	146.398
Trade of government purchased capital equipment.....		FD	42322	124.493	128.362	130.566	131.960	135.773
Trade of exports.....		FD	4233	140.816	142.851	143.965	144.791	145.355
Final demand transportation and warehousing services.....		FD	422	133.211	134.695	138.248	140.449	140.418
Transportation of passengers for final demand.....		FD	4221	106.616	105.336	110.430	114.947	110.170
Transportation of private passengers.....		FD	42211	106.686	105.409	110.489	114.994	110.228
Transportation of government passengers.....		FD	42212	106.764	105.500	110.522	114.975	110.258
Transportation of passengers for export.....		FD	42213	106.323	105.030	110.182	114.753	109.926
Transportation and warehousing of goods for final demand.....		FD	4222	143.286	145.962	148.806	149.974	152.008
Transportation and warehousing of finished goods ²		FD	42221	142.287	145.021	147.942	149.127	151.021
Transportation and warehousing of personal consumption goods.....		FD	422211	142.600	145.315	148.197	149.359	151.235
Transportation and warehousing of private capital equipment.....		FD	422212	141.032	143.844	146.922	148.201	150.167
Transportation and warehousing of government purchased goods.....		FD	42222	140.913	143.470	145.711	147.097	149.101
Transportation and warehousing of exports.....		FD	42223	147.181	149.763	152.574	153.663	156.052
Final demand services less trade, transportation, and warehousing.....		FD	421	125.571	125.473	126.259	126.562	127.678
Finished services less trade, transportation, and warehousing ²		FD	4211	125.974	125.919	126.675	126.990	128.123
Finished consumer services less trade, transportation, and warehousing.....		FD	42111	125.820	125.684	126.515	126.788	127.853
Private capital investment services less trade, transportation, and warehousing.....		FD	42112	127.677	128.340	128.430	129.117	130.858
Government purchased services less trade, transportation, and warehousing.....		FD	4212	118.084	117.863	118.542	118.911	119.782
Gov. purchased services less trade, transportation, and warehousing, excl. capital investment.....		FD	42121	118.501	118.228	118.952	119.326	120.252
Government purchased capital investment services less trade, transportation, and warehousing.....		FD	42122	107.206	108.047	107.778	108.051	107.799
Services for export less trade, transportation, and warehousing.....		FD	4213	129.112	128.528	129.883	129.932	131.072
Final demand construction.....		FD	43	137.350	145.520	146.400	146.466	151.793
Construction for private capital investment.....		FD	431	137.772	147.189	147.741	148.286	154.370
Construction for government.....		FD	432	136.363	142.270	142.733	142.942	146.894
Final Demand Special Groupings								
Final demand less exports.....	04/10	FD	49101	126.790	127.625	128.706	129.340	130.607
Final demand less government.....	04/10	FD	49102	127.547	128.337	129.499	130.114	131.291
Final demand less foods, food and nonalcoholic beverages for immediate consumption, and energy ¹	04/10	FD	49103	127.653	128.203	129.380	130.213	131.235
Final demand less foods and energy ⁴	04/10	FD	49104	127.485	128.032	129.156	129.979	131.023
Final demand less foods and food and nonalcoholic beverages for immediate consumption ⁴	04/10	FD	49105	127.090	128.032	129.205	129.823	130.993

See footnotes at end of table.

Table 3. Producer price indexes for Final Demand-Intermediate Demand groupings, seasonally adjusted — Continued

[January 2022, Index base Nov. 2009=100, unless otherwise indicated]

Grouping	Other index base	Commodity code		Seasonally adjusted index ¹				
		Group code	Item code	Sept. 2021	Oct. 2021 ^P	Nov. 2021 ^P	Dec. 2021 ^P	Jan. 2022 ^P
Final demand less foods ⁴	04/10	FD	49106	126.900	127.818	128.941	129.562	130.744
Final demand less energy.....	04/10	FD	49107	127.709	128.214	129.367	130.118	131.225
Final demand less trade services.....	01/10	FD	49108	126.472	127.351	128.427	128.632	129.982
Final demand less distributive services ⁵	01/10	FD	49109	125.852	126.666	127.676	127.845	129.171
Final demand goods less energy.....	01/10	FD	49111	128.984	129.629	130.805	131.116	132.403
Final demand goods less foods.....	04/10	FD	49112	125.035	127.068	128.132	128.014	129.538
Final demand services less trade services.....	04/10	FD	49113	125.262	125.307	126.334	126.803	127.808
Final demand distributive services ⁵	04/10	FD	49114	133.192	134.226	135.881	137.829	138.758
Final demand goods plus final demand distributive services ⁵	04/10	FD	49115	129.108	130.527	131.882	132.554	133.904
Final demand less foods, energy, and trade services ⁴	08/13	FD	49116	118.553	119.001	119.962	120.407	121.460
Private and government purchased capital equipment.....	08/13	FD	49117	114.637	115.260	115.881	116.478	117.708
Private and government purchased capital investment services.....	08/13	FD	49118	117.951	119.895	120.873	121.897	123.924
Total private and government purchased capital investment.....	08/13	FD	49119	117.798	119.731	120.511	121.295	123.272
Total finished ²	01/10	FD	49201	127.857	128.610	129.706	130.413	131.620
Total finished less foods, food and nonalcoholic beverages for immediate consumption, and energy ^{2, 4}	12/10	FD	49202	127.029	127.466	128.521	129.469	130.557
Total finished less foods and energy ^{2, 4}	01/10	FD	49203	127.947	128.376	129.433	130.380	131.468
Total finished less foods and food and nonalcoholic beverages for immediate consumption ⁴	12/10	FD	49204	126.214	126.996	128.051	128.820	129.981
Total finished less foods ^{2, 4}	01/10	FD	49205	127.636	128.410	129.471	130.244	131.410
Total finished less energy ²	01/10	FD	49206	128.170	128.598	129.692	130.559	131.695
Finished goods ²	00/82	FD	49207	226.959	230.070	231.920	231.833	234.742
Finished goods less energy ²	00/82	FD	49208	224.925	225.969	227.741	228.492	231.026
Finished goods, excluding foods ^{2, 4}	00/82	FD	49209	223.753	227.443	228.992	229.075	231.838
Finished services ²	01/10	FD	49210	127.592	127.809	128.934	129.933	130.888
Private capital investment services.....	04/10	FD	49211	127.172	129.215	130.245	131.349	133.508
Finished distributive services ^{2, 5}	04/10	FD	49212	132.085	132.897	134.562	136.727	137.598
Finished services less trade services ²	04/10	FD	49213	125.449	125.502	126.448	126.893	127.928
Finished services less distributive services ^{2, 5}	04/10	FD	49214	124.713	124.631	125.479	125.886	126.879
Total private capital investment (goods, services, and construction).....	04/10	FD	49215	124.832	126.824	127.682	128.551	130.657
Finished goods plus finished distributive services ²	04/10	FD	49216	129.247	130.553	131.880	132.862	134.136
Total exports.....	04/10	FD	49301	129.014	130.016	131.591	131.715	132.746
Goods for export.....	00/82	FD	49302	220.032	222.091	224.723	224.274	226.350
Services for export.....	04/10	FD	49303	133.961	134.692	136.380	137.095	137.881
Total government purchases.....	04/10	FD	49401	122.612	124.275	125.279	125.253	127.148
Government purchased goods.....	00/82	FD	49402	207.815	211.852	213.648	212.577	216.982
Government purchased services.....	04/10	FD	49403	121.845	122.188	123.228	123.766	124.678
Total government purchased capital investment (goods, services, construction).....	08/13	FD	49404	115.790	118.079	118.630	119.138	121.005
Personal consumption.....	01/10	FD	49501	128.434	128.911	130.058	130.729	131.736
Personal consumption goods (finished consumer goods).....	00/82	FD	49502	243.128	247.148	249.331	248.736	251.966
Personal consumption goods less energy.....	00/82	FD	49503	243.521	244.497	246.673	247.232	249.943
Personal consumption goods less foods.....	00/82	FD	49504	244.132	249.461	251.283	250.764	253.880
Personal consumption nondurable goods less foods.....	00/82	FD	49508	274.053	281.386	283.569	282.542	286.220
Personal consumption services.....	04/10	FD	49505	127.130	127.075	128.209	129.188	129.960
Personal consumption less trade services.....	04/10	FD	49506	126.400	127.028	128.087	128.275	129.461
Personal consumption less distributive services ⁵	04/10	FD	49507	125.981	126.545	127.549	127.907	128.873
Personal consumption less foods and energy.....	04/14	FD	49510	118.751	118.771	119.792	120.686	121.444
Personal consumption less foods, energy, and trade services ³	04/14	FD	49511	117.199	117.254	118.169	118.607	119.519
Personal consumption less foods, energy, and distributive services ⁵	04/14	FD	49512	117.037	116.998	117.850	118.265	119.148
Personal consumption goods plus personal consumption distributive services ⁵	08/13	FD	49509	119.480	120.545	121.791	122.687	123.687
Intermediate Demand by Commodity Type								
Processed goods								
Processed goods for intermediate demand.....	00/82	ID6	1	239.389	245.140	248.775	248.429	252.700
Materials and components for manufacturing.....	00/82	ID6	11	230.613	234.472	237.325	237.815	239.742
Materials for manufacturing.....		ID6	111	150.817	153.744	155.916	155.743	156.719
Materials for food manufacturing.....	00/82	ID6	1111	233.772	232.812	233.368	233.349	238.976
Materials for nondurable manufacturing.....	00/82	ID6	1112	271.274	275.444	279.172	277.193	276.277
Materials for durable manufacturing.....	00/82	ID6	1113	307.558	317.173	323.018	324.530	327.913
Components for manufacturing.....	00/82	ID6	112	169.256	171.197	172.616	174.065	176.103
Components for nondurable manufacturing.....		ID6	1121	131.777	134.875	137.028	138.860	140.988
Components for durable manufacturing.....		ID6	1122	119.453	120.747	121.697	122.687	124.099
Materials and components for construction.....	00/82	ID6	12	307.579	311.910	317.461	323.196	332.456
Materials for construction.....		ID6	121	148.717	150.252	152.545	155.964	163.000
Components for construction.....		ID6	122	154.471	157.080	160.171	162.550	165.213
Processed fuels and lubricants for intermediate demand.....	00/82	ID6	13	217.460	231.950	237.818	230.894	238.740
Processed fuels and lubricants to manufacturing industries.....	00/82	ID6	131	226.702	236.815	236.879	233.819	243.687
Processed fuels and lubricants to nonmanufacturing industries.....	00/82	ID6	132	214.815	230.761	238.537	230.338	237.536
Containers for intermediate demand.....	00/82	ID6	14	266.635	273.445	276.097	278.635	290.171

See footnotes at end of table.

Table 3. Producer price indexes for Final Demand-Intermediate Demand groupings, seasonally adjusted — Continued

[January 2022, Index base Nov. 2009=100, unless otherwise indicated]

Grouping	Other index base	Commodity code		Seasonally adjusted index ¹				
		Group code	Item code	Sept. 2021	Oct. 2021 ^P	Nov. 2021 ^P	Dec. 2021 ^P	Jan. 2022 ^P
Supplies for intermediate demand.....	00/82	ID6	15	227.871	229.836	232.354	233.805	237.140
Supplies to manufacturing industries.....	00/82	ID6	151	226.077	229.603	232.702	233.409	236.391
Supplies to nonmanufacturing industries.....	00/82	ID6	152	226.333	228.035	230.441	231.999	235.363
Supplies to nonmanufacturing industries, feeds.....	00/82	ID6	1521	223.636	223.609	222.929	222.127	228.319
Supplies to nonmanufacturing industries, other than feeds.....	00/82	ID6	1522	228.406	230.297	233.031	234.838	237.945
Unprocessed goods								
Unprocessed goods for intermediate demand.....	00/82	ID6	2	257.634	273.119	279.278	265.872	260.534
Unprocessed foodstuffs and feedstuffs.....	00/82	ID6	21	211.050	206.340	208.877	216.676	215.195
Unprocessed nonfood materials.....	00/82	ID6	22	279.119	307.555	315.854	289.205	281.550
Unprocessed nonfood materials except fuel.....	00/82	ID6	221	327.571	343.774	351.465	328.306	349.850
Unprocessed nonfood materials except fuel to manufacturing industries.....	00/82	ID6	2211	305.606	321.414	328.847	306.206	326.788
Unprocessed nonfood materials except fuel to nonmanufacturing industries.....	00/82	ID6	2212	292.510	293.049	294.705	294.955	304.422
Unprocessed fuel.....	00/82	ID6	222	194.848	236.485	244.875	215.981	171.926
Unprocessed fuel to manufacturing industries.....	00/82	ID6	2221	192.337	204.287	208.838	197.047	202.630
Unprocessed fuel to nonmanufacturing industries.....	00/82	ID6	2222	200.575	245.201	254.064	223.307	174.986
Services								
Services for intermediate demand.....		ID6	3	132.971	132.921	133.726	134.640	135.238
Trade services for intermediate demand ⁵		ID6	33	155.418	156.152	155.421	156.653	156.675
Trade services for manufacturing industries.....	12/12	ID6	331	143.084	143.987	143.497	144.491	143.944
Trade services for nonmanufacturing industries.....	12/12	ID6	332	137.184	137.604	136.776	138.003	138.591
Transportation and warehousing services for intermediate demand.....		ID6	32	144.997	145.769	147.066	149.441	149.888
Transportation of passengers for intermediate demand.....		ID6	321	106.841	105.578	110.597	115.047	110.332
Transportation of passengers for manufacturing industries.....		ID6	3211	106.323	105.032	110.179	114.745	109.923
Transportation of passengers for nonmanufacturing industries.....		ID6	3212	106.961	105.700	110.704	115.141	110.439
Transportation and warehousing of goods for intermediate demand.....		ID6	322	149.093	150.082	150.986	153.144	154.135
Transportation and warehousing of goods for manufacturing industries.....	12/12	ID6	3221	119.035	120.980	122.817	123.926	125.435
Transportation and warehousing of goods for nonmanufacturing industries.....	12/12	ID6	3222	134.527	135.092	135.593	137.714	138.405
Services less trade, transportation, and warehousing for intermediate demand.....		ID6	31	124.780	124.368	125.515	126.088	126.872
Services less trade, transportation, and warehousing for manufacturing industries.....		ID6	311	116.651	117.792	118.236	118.826	119.340
Services less trade, transportation, and warehousing for nonmanufacturing industries.....		ID6	312	125.039	124.574	125.745	126.318	127.111
Construction								
Construction for intermediate demand.....		ID6	4	130.180	130.752	131.466	131.865	133.467
Intermediate Demand by Commodity Type Special Groupings								
Processed materials less foods and feeds.....	00/82	ID6	9111	240.423	246.800	250.760	250.391	254.543
Processed foods and feeds.....	00/82	ID6	9112	229.117	228.174	228.359	228.268	233.819
Processed energy goods.....	00/82	ID6	9113	218.469	233.023	238.915	231.961	239.844
Processed materials less energy.....	00/82	ID6	9118	241.756	245.235	248.263	249.573	252.893
Processed materials less foods and energy.....	00/82	ID6	9115	242.821	246.814	250.174	251.646	254.697
Intermediate distributive services ⁶	04/10	ID6	9116	150.273	151.083	150.947	152.484	152.850
Processed goods plus intermediate distributive services.....	04/10	ID6	9117	135.567	138.086	139.508	139.773	141.582
Unprocessed materials less agricultural products.....	00/82	ID6	9211	280.656	312.811	320.629	291.377	281.471
Unprocessed energy materials ⁷	00/82	ID6	9212	208.573	245.447	251.264	221.214	210.790
Unprocessed materials less energy.....	00/82	ID6	9213	277.587	272.825	278.844	282.539	281.090
Unprocessed nonfood materials less energy ⁸	00/82	ID6	9216	479.728	472.513	488.448	479.515	479.891
Intermediate Demand by Production Flow								
Stage 4 Intermediate Demand								
Stage 4 intermediate demand.....		ID5	4	134.714	135.559	137.086	137.762	139.322
Inputs to stage 4 goods producers.....		ID5	41	133.786	135.385	136.947	137.446	138.899
Goods.....		ID5	411	129.238	130.847	132.550	133.091	135.088
Foods.....		ID5	4111	138.769	138.044	141.263	141.075	143.015
Energy.....		ID5	4112	131.783	137.728	142.636	148.602	149.218
Goods excluding foods and energy.....		ID5	4113	127.824	129.745	131.194	131.797	133.816
Services.....		ID5	412	149.048	150.656	151.855	152.250	152.229
Trade services.....		ID5	4123	158.349	160.149	161.477	161.764	161.310
Transportation and warehousing services.....		ID5	4122	123.620	124.854	127.116	128.649	129.303
Transportation of passengers.....		ID5	41221	106.322	105.030	110.181	114.752	109.925
Transportation and warehousing of goods.....		ID5	41222	135.193	137.003	138.855	139.902	141.661
Services less trade, transportation, and warehousing.....		ID5	4121	118.603	119.562	119.931	120.393	121.827
Inputs to stage 4 services producers.....		ID5	42	132.186	132.253	133.742	134.246	135.356
Goods.....		ID5	421	131.335	132.905	134.832	135.062	136.810
Foods.....		ID5	4211	144.392	143.053	143.063	143.262	144.469

See footnotes at end of table.

Table 3. Producer price indexes for Final Demand-Intermediate Demand groupings, seasonally adjusted — Continued
 [January 2022, Index base Nov. 2009=100, unless otherwise indicated]

Grouping	Other index base	Commodity code		Seasonally adjusted index ¹				
		Group code	Item code	Sept. 2021	Oct. 2021 ^P	Nov. 2021 ^P	Dec. 2021 ^P	Jan. 2022 ^P
Energy.....		ID5	4212	121.028	125.057	128.736	126.509	128.710
Goods excluding foods and energy.....		ID5	4213	132.490	133.592	135.137	136.670	138.328
Services.....		ID5	422	132.362	131.886	133.217	133.820	134.697
Trade services.....		ID5	4223	140.737	142.334	143.157	143.771	143.425
Transportation and warehousing services.....		ID5	4222	135.157	136.226	137.147	139.596	140.834
Transportation of passengers.....		ID5	42221	106.117	104.838	109.930	114.447	109.673
Transportation and warehousing of goods.....		ID5	42222	140.886	142.390	142.545	144.618	146.969
Services less trade, transportation, and warehousing.....		ID5	4221	130.429	129.527	130.961	131.376	132.376
Construction.....		ID5	423	130.180	130.752	131.466	131.865	133.467
Inputs to stage 4 construction producers.....		ID5	43	145.344	147.446	149.027	150.809	154.412
Goods.....		ID5	431	145.985	148.579	151.426	153.565	157.792
Energy.....		ID5	4312	139.278	149.379	152.440	150.354	154.082
Goods excluding foods and energy.....		ID5	4313	150.037	151.957	154.850	157.452	161.826
Services.....		ID5	432	143.123	144.041	142.596	143.516	145.615
Trade services.....		ID5	4323	163.882	164.776	160.307	161.858	163.843
Transportation and warehousing services.....		ID5	4322	137.756	140.236	143.213	144.472	146.229
Transportation of passengers.....		ID5	43221	110.897	109.552	114.909	119.662	114.641
Transportation and warehousing of goods.....		ID5	43222	139.170	141.764	144.693	145.866	147.811
Services less trade, transportation, and warehousing.....		ID5	4321	120.879	121.266	121.460	121.590	123.889
Stage 3 Intermediate Demand								
Stage 3 intermediate demand.....		ID5	3	137.720	139.124	140.221	141.232	142.293
Inputs to stage 3 goods producers.....		ID5	31	152.647	153.951	155.336	157.412	157.533
Goods.....		ID5	311	149.967	151.316	153.282	155.382	155.409
Foods.....		ID5	3111	154.816	150.934	151.659	159.895	157.967
Energy.....		ID5	3112	126.844	136.115	145.079	145.903	144.505
Goods excluding foods and energy.....		ID5	3113	152.921	156.250	158.325	158.090	158.994
Services.....		ID5	312	152.611	153.679	152.529	154.356	154.860
Trade services.....		ID5	3123	161.873	162.215	158.845	161.128	160.895
Transportation and warehousing services.....		ID5	3122	137.068	139.277	141.766	143.219	144.843
Transportation of passengers.....		ID5	31221	113.222	111.847	117.328	122.191	117.055
Transportation and warehousing of goods.....		ID5	31222	138.225	140.637	142.950	144.205	146.215
Services less trade, transportation, and warehousing.....		ID5	3121	119.466	120.876	121.338	121.916	122.939
Inputs to stage 3 services producers.....		ID5	32	125.421	126.932	127.878	127.974	129.716
Goods.....		ID5	321	109.941	116.280	117.046	113.943	119.392
Foods.....		ID5	3211	141.288	141.828	143.097	144.215	148.033
Energy.....		ID5	3212	107.535	117.221	117.388	112.009	120.210
Goods excluding foods and energy.....		ID5	3213	122.300	123.644	125.465	125.846	127.155
Services.....		ID5	322	129.907	129.909	130.915	132.017	132.585
Trade services.....		ID5	3223	167.414	167.064	168.139	167.856	169.170
Transportation and warehousing services.....		ID5	3222	158.259	157.843	157.989	160.743	160.579
Transportation of passengers.....		ID5	32221	101.620	101.470	101.555	101.540	101.093
Transportation and warehousing of goods.....		ID5	32222	158.749	158.331	158.478	161.248	161.084
Services less trade, transportation, and warehousing.....		ID5	3221	120.585	120.720	121.949	122.731	123.436
Construction.....		ID5	323	130.180	130.752	131.466	131.865	133.467
Inputs to stage 3 construction producers.....		ID5	33	132.796	134.053	131.899	134.078	138.678
Goods.....		ID5	331	122.168	124.314	126.390	128.951	134.428
Energy.....				-	-	-	-	-
Goods excluding foods and energy.....		ID5	3313	155.672	158.406	161.051	164.315	171.294
Services.....		ID5	332	160.774	161.442	155.330	157.488	161.982
Trade services.....		ID5	3323	166.206	166.788	160.080	162.349	167.247
Transportation and warehousing services.....		ID5	3322	101.118	102.490	103.183	104.396	105.819
Transportation and warehousing of goods.....		ID5	33222	106.734	108.182	108.914	110.194	111.696
Services less trade, transportation, and warehousing.....		ID5	3321	110.363	112.437	113.333	114.139	112.980
Stage 2 Intermediate Demand								
Stage 2 intermediate demand.....		ID5	2	127.445	132.146	133.721	130.745	130.028
Inputs to stage 2 goods producers.....		ID5	21	122.281	130.663	132.389	126.148	124.598
Goods.....		ID5	211	122.753	133.295	135.534	127.079	125.120
Foods.....		ID5	2111	154.099	150.627	149.588	149.831	156.525
Energy.....		ID5	2112	94.213	110.824	112.849	98.991	94.971
Goods excluding foods and energy.....		ID5	2113	143.565	145.644	148.418	147.966	148.021
Services.....		ID5	212	131.988	133.124	133.065	134.545	134.301
Trade services.....		ID5	2123	148.996	150.417	149.304	151.232	150.143
Transportation and warehousing services.....		ID5	2122	150.858	152.176	153.054	155.113	155.912
Transportation of passengers.....		ID5	21221	108.180	106.950	111.813	116.120	111.535
Transportation and warehousing of goods.....		ID5	21222	153.442	154.926	155.543	157.452	158.601
Services less trade, transportation, and warehousing.....		ID5	2121	115.945	116.733	117.331	117.960	117.963
Construction.....		ID5	213	130.180	130.752	131.466	131.865	133.467
Inputs to stage 2 services producers.....		ID5	22	129.610	129.464	130.792	132.073	132.441

See footnotes at end of table.

Table 3. Producer price indexes for Final Demand-Intermediate Demand groupings, seasonally adjusted — Continued

[January 2022, Index base Nov. 2009=100, unless otherwise indicated]

Grouping	Other index base	Commodity code		Seasonally adjusted index ¹				
		Group code	Item code	Sept. 2021	Oct. 2021 ^P	Nov. 2021 ^P	Dec. 2021 ^P	Jan. 2022 ^P
Goods.....		ID5	221	131.721	134.048	136.546	137.289	138.554
Foods.....		ID5	2211	119.288	119.654	120.515	121.383	124.696
Energy.....		ID5	2212	138.030	154.198	167.948	160.442	162.940
Goods excluding foods and energy.....		ID5	2213	131.716	133.205	135.024	136.278	137.456
Services.....		ID5	222	128.991	128.454	129.633	131.027	131.212
Trade services.....		ID5	2223	155.692	152.480	157.810	163.550	158.069
Transportation and warehousing services.....		ID5	2222	164.268	161.733	162.162	168.161	163.523
Transportation of passengers.....		ID5	22221	106.912	105.626	110.743	115.282	110.483
Transportation and warehousing of goods.....		ID5	22222	175.790	172.991	172.481	178.772	174.166
Services less trade, transportation, and warehousing.....		ID5	2221	126.108	125.873	126.866	127.677	128.556
Construction.....		ID5	223	130.180	130.752	131.466	131.865	133.467
Stage 1 Intermediate Demand								
Stage 1 intermediate demand.....		ID5	1	134.131	135.608	137.295	137.727	139.061
Inputs to stage 1 goods producers.....		ID5	11	142.205	144.713	147.347	147.596	147.584
Goods.....		ID5	111	142.172	145.517	149.814	149.468	149.518
Foods.....		ID5	1111	153.558	149.985	153.000	155.004	156.983
Energy.....		ID5	1112	112.344	121.832	131.192	128.260	128.679
Goods excluding foods and energy.....		ID5	1113	150.974	154.125	157.551	157.410	157.046
Services.....		ID5	112	145.979	146.274	144.453	146.326	146.147
Trade services.....		ID5	1123	162.582	162.812	159.117	161.786	160.297
Transportation and warehousing services.....		ID5	1122	129.940	132.364	134.105	137.912	137.751
Transportation of passengers.....		ID5	11221	106.302	105.010	110.160	114.730	109.904
Transportation and warehousing of goods.....		ID5	11222	134.448	137.793	138.644	142.211	143.242
Services less trade, transportation, and warehousing.....		ID5	1121	103.320	103.379	103.979	104.206	105.885
Construction.....		ID5	113	130.180	130.752	131.466	131.865	133.467
Inputs to stage 1 services producers.....		ID5	12	128.937	129.683	131.301	131.646	133.233
Goods.....		ID5	121	126.181	129.799	131.170	130.877	134.401
Foods.....		ID5	1211	101.680	102.617	104.522	104.816	107.135
Energy.....		ID5	1212	134.139	142.798	143.734	140.503	146.894
Goods excluding foods and energy.....		ID5	1213	129.439	130.820	132.476	133.593	135.924
Services.....		ID5	122	130.056	129.360	131.099	131.763	132.376
Trade services.....		ID5	1223	149.300	149.825	151.377	151.401	151.878
Transportation and warehousing services.....		ID5	1222	124.160	124.888	127.405	129.535	128.800
Transportation of passengers.....		ID5	12221	106.241	104.950	110.097	114.663	109.841
Transportation and warehousing of goods.....		ID5	12222	147.379	149.333	150.618	151.582	153.099
Services less trade, transportation, and warehousing.....		ID5	1221	127.572	126.550	128.195	128.735	129.537
Construction.....		ID5	123	130.180	130.752	131.466	131.865	133.467
Inputs to stage 1 construction producers.....		ID5	13	146.162	148.232	147.758	149.125	153.134
Goods.....		ID5	131	142.031	144.941	146.318	147.543	151.725
Energy.....		ID5	1312	120.055	131.429	128.006	124.688	135.648
Goods excluding foods and energy.....		ID5	1313	147.150	149.004	151.028	152.864	156.229
Services.....		ID5	132	154.346	154.755	150.631	152.279	155.948
Trade services.....		ID5	1323	162.385	162.352	156.720	158.499	162.657
Transportation and warehousing services.....		ID5	1322	114.348	116.811	119.514	120.628	122.185
Transportation and warehousing of goods.....		ID5	13222	118.278	120.826	123.622	124.774	126.384
Services less trade, transportation, and warehousing.....		ID5	1321	121.676	122.362	123.060	123.131	123.281
Intermediate Demand by Production Flow Special Groupings								
Total goods inputs to stage 4 intermediate demand.....	04/10	ID5	9411	130.479	132.232	134.184	134.926	137.235
Total services inputs to stage 4 intermediate demand.....	04/10	ID5	9412	135.296	135.272	136.362	136.952	137.771
Total construction inputs to stage 4 intermediate demand.....	04/10	ID5	9413	129.101	129.668	130.377	130.772	132.361
Total foods inputs to stage 4 intermediate demand.....	04/10	ID5	9414	138.010	137.047	138.865	138.842	140.435
Total energy goods inputs to stage 4 intermediate demand.....	04/10	ID5	9415	114.047	118.694	122.018	120.257	122.450
Total goods less foods and energy inputs to stage 4 intermediate demand.....	04/10	ID5	9416	132.827	134.561	136.346	137.594	140.055
Total goods inputs to stage 3 intermediate demand.....	04/10	ID5	9311	132.577	135.079	136.653	137.369	138.778
Total services inputs to stage 3 intermediate demand.....	04/10	ID5	9312	132.982	133.184	133.692	134.926	135.532
Total construction inputs to stage 3 intermediate demand.....	04/10	ID5	9313	129.101	129.668	130.377	130.772	132.361
Total foods inputs to stage 3 intermediate demand.....	04/10	ID5	9314	137.696	134.268	134.917	142.193	140.521
Total energy goods inputs to stage 3 intermediate demand.....	04/10	ID5	9315	108.481	117.899	119.503	115.249	121.711
Total goods less foods and energy inputs to stage 3 intermediate demand.....	04/10	ID5	9316	141.920	144.803	146.761	146.684	147.707
Total goods inputs to stage 2 intermediate demand.....	04/10	ID5	9211	117.713	126.946	129.103	121.952	120.402
Total services inputs to stage 2 intermediate demand.....	04/10	ID5	9212	130.135	129.975	130.878	132.296	132.385
Total construction inputs to stage 2 intermediate demand.....	04/10	ID5	9213	129.101	129.668	130.377	130.772	132.361
Total foods inputs to stage 2 intermediate demand.....	04/10	ID5	9214	154.564	151.118	150.097	150.349	157.040
Total energy goods inputs to stage 2 intermediate demand.....	04/10	ID5	9215	92.734	108.990	111.108	97.614	93.753
Total goods less foods and energy inputs to stage 2 intermediate demand.....	04/10	ID5	9216	132.814	134.647	137.056	136.998	137.293
Total goods inputs to stage 1 intermediate demand.....	04/10	ID5	9111	121.515	124.514	127.021	126.952	128.651
Total services inputs to stage 1 intermediate demand.....	04/10	ID5	9112	133.897	133.478	134.076	135.035	135.746

See footnotes at end of table.

Table 3. Producer price indexes for Final Demand-Intermediate Demand groupings, seasonally adjusted — Continued

[January 2022, Index base Nov. 2009=100, unless otherwise indicated]

Grouping	Other index base	Commodity code		Seasonally adjusted index ¹				
		Group code	Item code	Sept. 2021	Oct. 2021 ^p	Nov. 2021 ^p	Dec. 2021 ^p	Jan. 2022 ^p
Total construction inputs to stage 1 intermediate demand.	04/10	ID5	9117	129.101	129.668	130.377	130.772	132.361
Total foods inputs to stage 1 intermediate demand.	04/10	ID5	9114	143.439	140.172	142.987	144.836	146.706
Total energy goods inputs to stage 1 intermediate demand.	04/10	ID5	9115	119.945	128.791	132.370	129.365	133.730
Total goods less foods and energy inputs to stage 1 intermediate demand.	04/10	ID5	9116	118.805	120.724	122.854	123.404	124.449

¹ All indexes are subject to revision for 4 months after their originally scheduled publication to incorporate late reports and corrections by survey respondents. In addition, seasonally adjusted indexes are subject to change for up to 5 years due to the recalculation of seasonal factors published each January.

² PPI defines Total finished as including only the personal consumption and private capital investment portions of final demand.

³ Trade indexes measure changes in margins received by wholesalers and retailers.

⁴ The PPI definition of foods does not include food and beverages for immediate consumption. PPI defines food and beverages for immediate consumption as the service of preparing meals, snacks, and beverages to customer order for immediate on-premises and off-premises consumption.

⁵ Distributive services include transportation, warehousing, and trade of goods.

⁶ Includes intermediate trade, transportation, and warehousing services.

⁷ Includes crude petroleum.

⁸ Excludes crude petroleum.

p Preliminary

"-" Data not available.

Table 4. Producer price index percentage changes and weights for Final Demand-Intermediate Demand groupings, not seasonally adjusted
[January 2022]

Title	Commodity code		Relative Importance Dec. 2021 ¹	Unadjusted 12-month percent change ² Jan. 2021 to Jan. 2022 ^P	Unadjusted 1-month percent change ²				
	Group code	Item code			Aug. to Sept.	Sept. to Oct. ^P	Oct. to Nov. ^P	Nov. to Dec. ^P	Dec. to Jan. ^P
Final Demand									
Final demand.....	FD	4	100.000	9.7	0.3	0.8	0.7	0.1	1.1
Final demand goods.....	FD	41	33.284	13.1	0.8	1.1	0.7	-0.6	1.5
Final demand foods.....	FD	411	5.743	12.8	1.6	-0.5	1.2	-0.2	1.3
Finished consumer foods ³	FD	4111	4.430	12.7	2.2	-0.2	1.2	-0.4	1.2
Finished consumer foods, crude.....	FD	41113	0.461	13.2	9.2	6.3	11.4	-3.2	-4.9
Finished consumer foods, processed.....	FD	41112	3.969	12.6	1.6	-0.8	0.0	0.0	1.9
Government purchased foods.....	FD	4112	0.406	15.5	1.6	-1.9	0.2	-0.4	1.5
Foods for export.....	FD	4113	0.907	12.2	-1.6	-1.7	1.6	0.6	2.2
Final demand energy.....	FD	412	5.998	28.8	1.3	3.6	0.2	-4.4	3.5
Finished consumer energy goods ³	FD	4121	4.795	26.6	1.0	2.9	0.0	-4.2	3.1
Government purchased energy.....	FD	4122	0.838	36.6	2.2	5.9	0.7	-4.8	4.6
Energy for export.....	FD	4123	0.365	43.0	3.0	8.1	1.2	-5.1	5.8
Final demand goods less foods and energy.....	FD	413	21.543	9.4	0.5	0.8	0.8	0.3	1.0
Finished goods less foods and energy ³	FD	4131	12.154	7.2	0.6	0.8	0.6	0.6	1.2
Finished consumer goods less foods and energy.....	FD	41311	6.483	7.1	0.6	0.7	0.6	0.6	1.2
Nondurable consumer goods less foods and energy.....	FD	413111	4.078	6.7	0.6	0.5	0.6	0.7	1.4
Durable consumer goods.....	FD	413112	2.405	7.8	0.6	0.9	0.5	0.4	0.9
Private capital equipment.....	FD	41312	5.671	7.4	0.6	0.9	0.5	0.5	1.2
Private capital equipment for manufacturing industries.....	FD	413121	1.263	10.1	1.0	0.7	0.6	0.6	1.6
Private capital equipment for nonmanufacturing industries.....	FD	413122	4.408	6.6	0.5	1.0	0.5	0.5	1.1
Government purchased goods, excluding foods and energy.....	FD	4132	2.280	9.6	0.6	0.7	0.9	0.5	1.3
Government purchased goods excluding foods, energy, and capital equipment.....	FD	41321	1.357	13.6	0.5	0.9	1.3	0.5	1.5
Government purchased capital equipment.....	FD	41322	0.923	4.1	0.7	0.3	0.2	0.4	1.0
Goods for export, excluding foods and energy.....	FD	4133	7.109	13.3	0.3	1.0	1.1	-0.1	0.7
Final demand services.....	FD	42	64.964	7.7	0.0	0.5	0.7	0.4	0.8
Final demand trade services ⁴	FD	423	20.219	13.3	0.2	1.1	0.8	0.8	0.4
Trade of finished goods ³	FD	4231	17.344	13.5	0.5	1.1	0.8	0.9	0.4
Trade of personal consumption goods.....	FD	42311	14.139	12.3	0.4	0.7	0.6	0.9	0.0
Trade of private capital equipment.....	FD	42312	3.205	18.9	0.5	2.9	1.6	0.8	1.9
Trade of government purchased goods.....	FD	4232	0.758	13.2	-1.4	1.6	1.2	0.3	1.1
Trade of government purchased goods, excluding capital equipment.....	FD	42321	0.476	10.5	-2.4	0.7	0.8	-0.2	0.0
Trade of government purchased capital equipment.....	FD	42322	0.282	18.0	0.4	3.1	1.7	1.1	2.9
Trade of exports.....	FD	4233	2.117	12.4	-1.2	1.4	0.8	0.6	0.3
Final demand transportation and warehousing services.....	FD	422	4.383	15.7	-1.6	1.8	2.5	1.6	-0.1
Transportation of passengers for final demand.....	FD	4221	1.096	14.4	-9.9	1.8	4.5	4.3	-5.4
Transportation of private passengers.....	FD	42211	0.740	14.3	-9.9	1.8	4.5	4.2	-5.4
Transportation of government passengers.....	FD	42212	0.089	14.1	-9.8	1.8	4.4	4.2	-5.3
Transportation of passengers for export.....	FD	42213	0.267	14.6	-10.1	1.8	4.6	4.3	-5.4
Transportation and warehousing of goods for final demand.....	FD	4222	3.287	16.0	1.3	1.8	1.9	0.7	1.6
Transportation and warehousing of finished goods ³	FD	42221	2.162	16.4	1.4	1.9	2.0	0.8	1.4
Transportation and warehousing of personal consumption goods.....	FD	422211	1.735	16.2	1.5	1.9	2.0	0.8	1.4
Transportation and warehousing of private capital equipment.....	FD	422212	0.427	17.1	1.3	2.0	2.1	0.9	1.3
Transportation and warehousing of government purchased goods.....	FD	42222	0.198	15.3	1.7	1.8	1.6	0.9	1.3
Transportation and warehousing of exports.....	FD	42223	0.927	15.3	1.1	1.7	1.8	0.6	2.3
Final demand services less trade, transportation, and warehousing.....	FD	421	40.362	4.4	0.1	0.0	0.5	0.1	1.1
Finished services less trade, transportation, and warehousing ³	FD	4211	35.383	4.4	0.1	0.1	0.4	0.1	1.1
Finished consumer services less trade, transportation, and warehousing.....	FD	42111	31.725	4.1	0.0	0.0	0.5	0.1	1.1
Private capital investment services less trade, transportation, and warehousing.....	FD	42112	3.658	7.4	0.3	0.5	0.1	0.4	1.5
Government purchased services less trade, transportation, and warehousing.....	FD	4212	2.491	3.7	0.2	-0.1	0.5	0.2	1.0
Gov. purchased services less trade, transportation, and warehousing, excl. capital investment.....	FD	42121	2.385	3.8	0.2	-0.1	0.5	0.2	1.0
Government purchased capital investment services less trade, transportation, and warehousing.....	FD	42122	0.106	1.8	-0.1	0.8	-0.2	0.3	-0.2
Services for export less trade, transportation, and warehousing.....	FD	4213	2.488	4.7	0.3	-0.6	1.1	-0.1	1.3
Final demand construction.....	FD	43	1.749	16.1	0.2	5.9	0.4	0.3	3.6
Construction for private capital investment.....	FD	431	1.139	17.7	0.2	6.8	0.4	0.4	4.1
Construction for government.....	FD	432	0.610	13.2	0.4	4.3	0.3	0.1	2.8
Special Groupings of Final Demand									
Final demand less exports.....	FD	49101	85.820	9.2	0.4	0.8	0.6	0.1	1.1
Final demand less government.....	FD	49102	92.330	9.5	0.3	0.7	0.7	0.1	1.1

See footnotes at end of table.

Table 4. Producer price index percentage changes and weights for Final Demand-Intermediate Demand groupings, not seasonally adjusted — Continued
[January 2022]

Title	Commodity code		Relative Importance Dec. 2021 ¹	Unadjusted 12-month percent change ² Jan. 2021 to Jan. 2022 ^P	Unadjusted 1-month percent change ²				
	Group code	Item code			Aug. to Sept.	Sept. to Oct. ^P	Oct. to Nov. ^P	Nov. to Dec. ^P	Dec. to Jan. ^P
Final demand less foods, food and nonalcoholic beverages for immediate consumption, and energy ⁵	FD	49103	87.753	8.4	0.1	0.7	0.7	0.4	0.9
Final demand less foods and energy ⁵	FD	49104	88.259	8.3	0.1	0.7	0.7	0.4	0.9
Final demand less foods and food and nonalcoholic beverages for immediate consumption ⁵	FD	49105	93.751	9.6	0.2	0.9	0.7	0.1	1.1
Final demand less foods ⁵	FD	49106	94.257	9.4	0.2	0.8	0.7	0.1	1.1
Final demand less energy.....	FD	49107	94.002	8.5	0.2	0.6	0.7	0.4	0.9
Final demand less trade services.....	FD	49108	79.781	8.7	0.3	0.7	0.7	-0.1	1.3
Final demand less distributive services ⁶	FD	49109	76.494	8.4	0.3	0.6	0.6	-0.2	1.3
Final demand goods less energy.....	FD	49111	27.286	10.1	0.7	0.5	0.9	0.2	1.1
Final demand goods less foods.....	FD	49112	27.541	13.2	0.7	1.4	0.7	-0.7	1.6
Final demand services less trade services.....	FD	49113	44.745	5.4	-0.1	0.2	0.7	0.3	1.0
Final demand distributive services ⁶	FD	49114	23.506	13.8	0.4	1.2	1.0	0.8	0.6
Final demand goods plus final demand distributive services ⁶	FD	49115	56.790	13.4	0.6	1.1	0.8	0.0	1.1
Final demand less foods, energy, and trade services ⁵	FD	49116	68.040	6.9	0.1	0.5	0.7	0.3	1.1
Private and government purchased capital equipment.....	FD	49117	6.594	6.9	0.6	0.8	0.5	0.5	1.2
Private and government purchased capital investment services.....	FD	49118	7.678	12.8	0.5	1.7	0.9	0.6	1.7
Total private and government purchased capital investment.....	FD	49119	14.272	10.6	0.5	1.8	0.7	0.5	1.7
Total finished ³	FD	49201	78.147	9.0	0.3	0.7	0.6	0.1	1.1
Total finished less foods, food and nonalcoholic beverages for immediate consumption, and energy ^{3, 5}	FD	49202	68.421	7.8	0.2	0.6	0.6	0.5	0.9
Total finished less foods and energy ^{3, 5}	FD	49203	68.922	7.7	0.2	0.6	0.6	0.5	0.9
Total finished less foods and food and nonalcoholic beverages for immediate consumption ^{3, 5}	FD	49204	73.216	8.9	0.2	0.8	0.6	0.1	1.1
Total finished less foods ^{3, 5}	FD	49205	73.717	8.8	0.2	0.8	0.6	0.1	1.1
Total finished less energy ³	FD	49206	73.352	8.1	0.3	0.6	0.7	0.4	0.9
Finished goods ³	FD	49207	21.379	12.2	1.0	1.1	0.6	-0.7	1.6
Finished goods less energy ³	FD	49208	16.584	8.6	1.0	0.5	0.7	0.3	1.2
Finished goods, excluding foods ^{3, 5}	FD	49209	16.949	12.1	0.7	1.4	0.4	-0.8	1.7
Finished services ³	FD	49210	55.629	7.7	0.1	0.5	0.6	0.4	0.8
Private capital investment services.....	FD	49211	7.290	12.8	0.5	1.6	0.9	0.6	1.7
Finished distributive services ^{3, 6}	FD	49212	19.506	13.8	0.6	1.2	0.9	0.9	0.5
Finished services less trade services ³	FD	49213	38.285	5.2	-0.1	0.2	0.6	0.2	1.0
Finished services less distributive services ^{3, 6}	FD	49214	36.123	4.6	-0.1	0.1	0.5	0.2	1.0
Total private capital investment (goods, services, and construction).....	FD	49215	14.100	11.0	0.5	1.7	0.7	0.6	1.7
Finished goods plus finished distributive services ^{3, 6}	FD	49216	40.885	13.0	0.8	1.1	0.7	0.0	1.1
Total exports.....	FD	49301	14.180	12.2	-0.1	0.8	1.2	0.0	0.9
Goods for export.....	FD	49302	8.381	14.3	0.2	1.0	1.2	-0.2	1.0
Services for export.....	FD	49303	5.799	9.5	-0.6	0.6	1.3	0.4	0.8
Total government purchases.....	FD	49401	7.670	11.2	0.4	1.3	0.7	-0.2	1.6
Government purchased goods.....	FD	49402	3.524	15.9	1.1	1.6	0.7	-0.9	2.1
Government purchased services.....	FD	49403	3.536	6.5	-0.3	0.4	0.8	0.4	0.9
Total government purchased capital investment (goods, services, construction).....	FD	49404	1.921	8.6	0.5	2.0	0.4	0.4	1.8
Personal consumption.....	FD	49501	64.047	8.6	0.3	0.5	0.6	0.0	0.9
Personal consumption goods (finished consumer goods).....	FD	49502	15.708	14.1	1.2	1.1	0.6	-1.2	1.8
Personal consumption goods less energy.....	FD	49503	10.913	9.3	1.2	0.3	0.8	0.2	1.2
Personal consumption goods less foods.....	FD	49504	11.278	14.7	0.8	1.6	0.3	-1.5	2.0
Personal consumption nondurable goods less foods.....	FD	49508	8.873	16.6	0.8	1.8	0.3	-2.0	2.3
Personal consumption services.....	FD	49505	48.339	6.9	0.0	0.3	0.6	0.4	0.7
Personal consumption less trade services.....	FD	49506	49.908	7.6	0.3	0.4	0.6	-0.2	1.2
Personal consumption less distributive services ⁶	FD	49507	48.173	7.3	0.2	0.4	0.5	-0.3	1.2
Personal consumption less foods and energy.....	FD	49510	54.822	6.9	0.1	0.3	0.6	0.4	0.7
Personal consumption less foods, energy, and trade services ⁴	FD	49511	40.683	5.2	0.0	0.2	0.6	0.3	1.0
Personal consumption less foods, energy, and distributive services ⁶	FD	49512	38.948	4.7	-0.1	0.1	0.5	0.2	1.0
Personal consumption goods plus personal consumption distributive services ⁶	FD	49509	31.582	13.4	0.9	1.0	0.7	-0.2	1.0
Intermediate Demand by Commodity Type									
Processed goods									
Processed goods for intermediate demand.....	ID6	1	100.000	24.1	1.1	2.0	1.3	-0.4	1.7
Materials and components for manufacturing.....	ID6	11	46.096	25.8	1.0	1.6	1.1	0.1	0.9
Materials for manufacturing.....	ID6	111	30.586	34.6	1.0	1.9	1.3	-0.3	0.7
Materials for food manufacturing.....	ID6	1111	4.053	17.8	1.5	-0.9	-0.1	-0.3	1.8
Materials for nondurable manufacturing.....	ID6	1112	13.367	26.3	-0.5	1.6	1.3	-1.0	-0.1
Materials for durable manufacturing.....	ID6	1113	13.166	51.0	2.4	3.0	1.7	0.4	1.1
Components for manufacturing.....	ID6	112	15.510	11.7	0.9	1.1	0.8	0.8	1.2
Components for nondurable manufacturing.....	ID6	1121	8.006	21.4	1.4	2.3	1.6	1.3	1.5
Components for durable manufacturing.....	ID6	1122	14.704	11.2	0.9	1.1	0.8	0.8	1.2

See footnotes at end of table.

Table 4. Producer price index percentage changes and weights for Final Demand-Intermediate Demand groupings, not seasonally adjusted — Continued
[January 2022]

Title	Commodity code		Relative Importance Dec. 2021 ¹	Unadjusted 12-month percent change ² Jan. 2021 to Jan. 2022 ^P	Unadjusted 1-month percent change ²				
	Group code	Item code			Aug. to Sept.	Sept. to Oct. ^P	Oct. to Nov. ^P	Nov. to Dec. ^P	Dec. to Jan. ^P
Materials and components for construction.....	ID6	12	9.003	23.6	0.4	1.3	1.7	1.8	3.1
Materials for construction.....	ID6	121	3.829	16.9	-1.0	0.9	1.4	2.2	5.1
Components for construction.....	ID6	122	5.174	29.2	1.4	1.5	1.9	1.5	1.6
Processed fuels and lubricants for intermediate demand.....	ID6	13	18.697	34.9	2.0	5.0	1.7	-4.1	2.7
Processed fuels and lubricants to manufacturing industries.....	ID6	131	4.640	28.3	1.2	1.5	-0.8	-2.1	4.4
Processed fuels and lubricants to nonmanufacturing industries.....	ID6	132	14.057	37.3	2.3	6.2	2.6	-4.7	2.2
Containers for intermediate demand.....	ID6	14	2.781	20.5	1.3	2.5	1.0	0.9	4.2
Supplies for intermediate demand.....	ID6	15	23.422	14.4	0.7	0.7	1.1	0.6	1.6
Supplies to manufacturing industries.....	ID6	151	3.215	16.8	1.0	1.6	1.3	0.3	1.3
Supplies to nonmanufacturing industries.....	ID6	152	20.207	14.0	0.6	0.6	1.1	0.7	1.6
Supplies to nonmanufacturing industries, feeds.....	ID6	1521	1.713	12.7	-0.6	-0.7	0.3	0.5	3.7
Supplies to nonmanufacturing industries, other than feeds.....	ID6	1522	18.494	14.1	0.7	0.7	1.1	0.7	1.4
Unprocessed goods									
Unprocessed goods for intermediate demand.....	ID6	2	100.000	29.7	1.4	6.9	2.7	-4.3	-1.6
Unprocessed foodstuffs and feedstuffs.....	ID6	21	32.314	23.1	-2.5	-0.6	2.4	5.1	0.2
Unprocessed nonfood materials.....	ID6	22	67.685	34.0	3.5	10.4	2.8	-8.2	-2.5
Unprocessed nonfood materials except fuel.....	ID6	221	44.356	31.3	0.3	5.2	2.4	-6.3	6.8
Unprocessed nonfood materials except fuel to manufacturing industries.....	ID6	2211	42.325	32.7	0.3	5.5	2.5	-6.6	6.9
Unprocessed nonfood materials except fuel to nonmanufacturing industries.....	ID6	2212	2.031	7.3	0.1	0.0	0.2	-0.1	4.5
Unprocessed fuel.....	ID6	222	23.329	41.7	11.3	21.4	3.5	-11.8	-20.3
Unprocessed fuel to manufacturing industries.....	ID6	2221	1.185	27.0	5.4	6.2	2.0	-5.5	3.3
Unprocessed fuel to nonmanufacturing industries.....	ID6	2222	22.144	42.8	11.7	22.2	3.6	-12.1	-21.6
Services									
Services for intermediate demand.....	ID6	3	100.000	7.3	0.2	-0.1	0.6	0.5	0.7
Trade services for intermediate demand ⁴	ID6	33	22.363	11.6	-1.3	0.4	-0.5	0.7	-0.1
Trade services for manufacturing industries.....	ID6	331	11.460	12.5	-0.9	0.6	-0.3	0.6	-0.5
Trade services for nonmanufacturing industries.....	ID6	332	10.903	10.7	-1.7	0.2	-0.6	0.9	0.4
Transportation and warehousing services for intermediate demand.....	ID6	32	13.287	15.5	2.2	0.7	0.8	1.5	0.7
Transportation of passengers for intermediate demand.....	ID6	321	0.978	14.2	-9.8	1.8	4.4	4.2	-5.3
Transportation of passengers for manufacturing industries.....	ID6	3211	0.115	14.6	-10.1	1.8	4.6	4.3	-5.4
Transportation of passengers for nonmanufacturing industries.....	ID6	3212	0.863	14.1	-9.7	1.8	4.4	4.2	-5.3
Transportation and warehousing of goods for intermediate demand.....	ID6	322	12.309	15.6	3.2	0.6	0.5	1.3	1.2
Transportation and warehousing of goods for manufacturing industries.....	ID6	3221	2.502	13.7	1.0	1.6	1.5	0.9	1.2
Transportation and warehousing of goods for nonmanufacturing industries.....	ID6	3222	9.807	16.1	3.7	0.4	0.2	1.4	1.2
Services less trade, transportation, and warehousing for intermediate demand.....	ID6	31	64.350	4.4	0.3	-0.4	1.0	0.2	1.0
Services less trade, transportation, and warehousing for manufacturing industries.....	ID6	311	2.044	5.1	0.1	1.1	0.2	0.4	0.7
Services less trade, transportation, and warehousing for nonmanufacturing industries.....	ID6	312	62.306	4.3	0.3	-0.4	1.0	0.2	1.0
Construction									
Construction for intermediate demand.....	ID6	4	100.000	11.3	1.4	0.4	0.5	0.3	1.2
Special Groupings of Intermediate Demand by Commodity Type									
Processed materials less foods and feeds.....	ID6	9111	92.172	24.9	1.0	2.3	1.4	-0.4	1.6
Processed foods and feeds.....	ID6	9112	7.828	15.6	1.1	-0.9	-0.1	-0.1	2.2
Processed energy goods.....	ID6	9113	18.697	34.9	2.0	5.0	1.7	-4.1	2.7
Processed materials less energy.....	ID6	9118	81.303	21.9	0.8	1.4	1.2	0.5	1.4
Processed materials less foods and energy.....	ID6	9115	73.475	22.6	0.8	1.6	1.3	0.5	1.3
Intermediate distributive services ⁷	ID6	9116	34.672	13.0	0.2	0.5	-0.1	0.9	0.4
Processed goods plus intermediate distributive services.....	ID6	9117	-	20.7	0.8	1.6	0.9	0.0	1.3
Unprocessed materials less agricultural products.....	ID6	9211	62.579	35.3	5.0	11.4	2.4	-9.1	-3.3
Unprocessed energy materials ⁸	ID6	9212	42.184	50.9	7.9	17.7	2.3	-11.9	-4.7
Unprocessed materials less energy.....	ID6	9213	57.816	19.1	-2.6	-0.6	3.0	2.4	0.2
Unprocessed nonfood materials less energy ⁹	ID6	9216	25.502	13.4	-2.6	-1.1	3.7	-1.2	0.4
Intermediate Demand by Production Flow									
Stage 4 Intermediate Demand									
Stage 4 intermediate demand.....	ID5	4	100.000	12.2	0.3	0.4	1.1	0.4	1.3
Inputs to stage 4 goods producers.....	ID5	41	32.889	15.2	0.2	1.2	1.2	0.4	1.1
Goods.....	ID5	411	23.198	17.2	0.6	1.2	1.4	0.5	1.6
Foods.....	ID5	4111	3.174	16.7	-1.8	-0.4	2.9	0.7	1.5
Energy.....	ID5	4112	0.190	28.6	1.6	4.3	3.0	2.4	1.1

See footnotes at end of table.

Table 4. Producer price index percentage changes and weights for Final Demand-Intermediate Demand groupings, not seasonally adjusted — Continued
[January 2022]

Title	Commodity code		Relative Importance Dec. 2021 ¹	Unadjusted 12-month percent change ² Jan. 2021 to Jan. 2022 ^P	Unadjusted 1-month percent change ²				
	Group code	Item code			Aug. to Sept.	Sept. to Oct. ^P	Oct. to Nov. ^P	Nov. to Dec. ^P	Dec. to Jan. ^P
Goods excluding foods and energy.....	ID5	4113	19.834	17.2	1.0	1.5	1.1	0.4	1.6
Services.....	ID5	412	9.691	10.7	-0.7	1.1	0.8	0.2	0.0
Trade services.....	ID5	4123	7.740	11.8	-0.8	1.1	0.8	0.1	-0.3
Transportation and warehousing services.....	ID5	4122	0.474	11.9	-0.8	1.4	1.8	1.2	0.3
Transportation of passengers.....	ID5	41221	0.065	14.6	-10.1	1.8	4.6	4.3	-5.4
Transportation and warehousing of goods.....	ID5	41222	0.409	11.6	0.8	1.4	1.3	0.7	1.2
Services less trade, transportation, and warehousing.....	ID5	4121	1.477	5.3	0.0	0.9	0.2	0.2	1.8
Inputs to stage 4 services producers.....	ID5	42	52.465	8.3	0.3	-0.3	1.0	0.2	1.1
Goods.....	ID5	421	13.952	14.4	0.6	0.2	0.8	0.0	1.4
Foods.....	ID5	4211	2.324	15.9	1.0	-1.4	-0.6	-0.3	0.4
Energy.....	ID5	4212	3.769	18.8	0.7	-0.1	1.1	-2.1	2.0
Goods excluding foods and energy.....	ID5	4213	7.859	11.9	0.4	0.8	1.2	1.1	1.4
Services.....	ID5	422	38.427	6.2	0.2	-0.4	1.0	0.3	1.0
Trade services.....	ID5	4223	4.502	10.8	-1.3	1.1	0.6	0.4	-0.3
Transportation and warehousing services.....	ID5	4222	3.234	14.2	1.5	1.1	0.6	1.7	1.2
Transportation of passengers.....	ID5	42221	0.413	14.4	-10.0	1.8	4.5	4.3	-5.4
Transportation and warehousing of goods.....	ID5	42222	2.821	14.2	3.3	1.0	0.1	1.3	2.2
Services less trade, transportation, and warehousing.....	ID5	4221	30.691	4.8	0.3	-0.8	1.2	0.2	1.1
Construction.....	ID5	423	0.086	11.3	1.4	0.4	0.5	0.3	1.2
Inputs to stage 4 construction producers.....	ID5	43	14.643	20.5	0.1	1.2	1.0	0.8	2.6
Goods.....	ID5	431	10.507	24.4	0.4	1.5	1.7	1.0	3.1
Energy.....	ID5	4312	0.846	50.8	1.5	6.4	0.8	-6.7	3.8
Goods excluding foods and energy.....	ID5	4313	9.661	22.6	0.3	1.1	1.8	1.7	3.1
Services.....	ID5	432	4.136	11.3	-0.6	0.5	-0.9	0.6	1.4
Trade services.....	ID5	4323	2.037	15.9	-1.5	0.1	-2.6	0.8	0.8
Transportation and warehousing services.....	ID5	4322	0.611	16.0	0.9	1.9	2.1	0.9	1.2
Transportation of passengers.....	ID5	43221	0.013	14.5	-10.1	1.8	4.5	4.3	-5.4
Transportation and warehousing of goods.....	ID5	43222	0.598	16.1	1.1	1.9	2.1	0.8	1.3
Services less trade, transportation, and warehousing.....	ID5	4321	1.488	4.0	0.1	0.5	0.2	0.1	2.3
Stage 3 Intermediate Demand									
Stage 3 intermediate demand.....	ID5	3	100.000	19.0	0.6	1.3	0.9	0.6	1.0
Inputs to stage 3 goods producers.....	ID5	31	49.671	27.4	0.0	1.5	1.1	1.4	0.3
Goods.....	ID5	311	40.111	30.8	0.0	1.6	1.5	1.4	0.3
Foods.....	ID5	3111	10.917	25.8	-2.6	-0.3	1.8	6.7	-0.5
Energy.....	ID5	3112	1.560	45.2	1.6	5.3	5.9	-2.7	-0.4
Goods excluding foods and energy.....	ID5	3113	27.634	32.7	1.1	2.2	1.2	-0.3	0.6
Services.....	ID5	312	9.560	14.3	0.0	0.7	-0.7	1.1	0.2
Trade services.....	ID5	3123	5.718	15.9	-0.2	0.1	-2.0	1.3	-0.4
Transportation and warehousing services.....	ID5	3122	2.547	15.3	0.6	1.8	1.8	1.0	1.1
Transportation of passengers.....	ID5	31221	0.118	14.6	-10.1	1.8	4.6	4.3	-5.4
Transportation and warehousing of goods.....	ID5	31222	2.429	15.3	1.1	1.8	1.6	0.9	1.4
Services less trade, transportation, and warehousing.....	ID5	3121	1.295	6.0	0.1	1.4	0.3	0.4	1.2
Inputs to stage 3 services producers.....	ID5	32	48.940	11.7	1.2	1.1	0.7	-0.3	1.6
Goods.....	ID5	321	10.345	32.2	1.8	5.4	0.7	-3.7	3.9
Foods.....	ID5	3211	0.089	8.5	0.9	0.4	0.9	0.8	2.7
Energy.....	ID5	3212	6.121	47.8	2.9	8.4	0.2	-6.2	5.8
Goods excluding foods and energy.....	ID5	3213	4.135	14.1	0.3	1.1	1.5	0.3	1.1
Services.....	ID5	322	37.680	6.9	1.1	-0.1	0.8	0.6	1.0
Trade services.....	ID5	3223	2.608	12.8	-2.5	-0.3	0.6	-0.2	0.7
Transportation and warehousing services.....	ID5	3222	8.849	16.3	4.3	-0.3	-0.1	1.6	0.7
Transportation of passengers.....	ID5	32221	0.022	1.1	0.4	0.1	0.1	0.1	-0.2
Transportation and warehousing of goods.....	ID5	32222	8.827	16.3	4.3	-0.3	-0.1	1.6	0.7
Services less trade, transportation, and warehousing.....	ID5	3221	26.223	3.6	0.4	0.0	1.1	0.4	1.2
Construction.....	ID5	323	0.915	11.3	1.4	0.4	0.5	0.3	1.2
Inputs to stage 3 construction producers.....	ID5	33	1.388	14.6	-1.5	0.7	-1.7	1.7	3.4
Goods.....	ID5	331	0.580	23.7	-0.3	1.7	1.6	2.0	4.4
Goods excluding foods and energy.....	ID5	3313	0.580	23.7	-0.3	1.7	1.6	2.0	4.4
Services.....	ID5	332	0.808	8.9	-2.3	0.0	-3.9	1.4	2.6
Trade services.....	ID5	3323	0.766	9.0	-2.4	-0.1	-4.1	1.4	2.8
Transportation and warehousing services.....	ID5	3322	0.015	11.4	1.0	1.4	0.7	1.2	1.4
Transportation and warehousing of goods.....	ID5	33222	0.015	11.4	1.0	1.4	0.7	1.2	1.4
Services less trade, transportation, and warehousing.....	ID5	3321	0.027	6.1	0.4	1.9	0.7	0.8	-1.0
Stage 2 Intermediate Demand									
Stage 2 intermediate demand.....	ID5	2	100.000	17.9	1.9	3.7	1.3	-2.3	-0.3
Inputs to stage 2 goods producers.....	ID5	21	54.815	26.5	2.8	6.8	1.4	-4.7	-1.1

See footnotes at end of table.

Table 4. Producer price index percentage changes and weights for Final Demand-Intermediate Demand groupings, not seasonally adjusted — Continued
[January 2022]

Title	Commodity code		Relative Importance Dec. 2021 ¹	Unadjusted 12-month percent change ² Jan. 2021 to Jan. 2022 ^P	Unadjusted 1-month percent change ²				
	Group code	Item code			Aug. to Sept.	Sept. to Oct. ^P	Oct. to Nov. ^P	Nov. to Dec. ^P	Dec. to Jan. ^P
Goods.....	ID5	211	42.661	32.8	3.6	8.6	1.8	-6.1	-1.4
Foods.....	ID5	2111	3.184	9.8	-2.9	-2.4	0.4	2.1	5.4
Energy.....	ID5	2112	19.750	51.5	8.3	17.6	1.8	-12.3	-4.0
Goods excluding foods and energy.....	ID5	2113	19.727	22.2	0.3	1.4	1.9	-0.3	0.2
Services.....	ID5	212	11.685	8.2	0.0	0.8	0.0	1.0	0.0
Trade services.....	ID5	2123	5.350	8.9	-0.7	1.0	-0.8	1.2	-0.8
Transportation and warehousing services.....	ID5	2122	3.353	9.8	0.8	1.0	0.5	1.3	0.4
Transportation of passengers.....	ID5	21221	0.154	13.5	-9.4	1.7	4.2	4.0	-5.1
Transportation and warehousing of goods.....	ID5	21222	3.199	9.6	1.3	0.9	0.3	1.2	0.7
Services less trade, transportation, and warehousing.....	ID5	2121	2.982	5.4	0.3	0.2	0.8	0.1	0.9
Construction.....	ID5	213	0.469	11.3	1.4	0.4	0.5	0.3	1.2
Inputs to stage 2 services producers.....	ID5	22	45.184	8.9	1.0	-0.1	1.2	0.6	0.6
Goods.....	ID5	221	5.823	20.5	0.9	1.8	1.9	0.4	0.9
Foods.....	ID5	2211	0.032	17.2	-0.3	0.0	1.1	1.3	3.2
Energy.....	ID5	2212	0.396	63.2	3.3	12.7	9.1	-5.1	-0.5
Goods excluding foods and energy.....	ID5	2213	5.395	18.2	0.7	1.1	1.4	0.9	1.0
Services.....	ID5	222	37.793	7.3	1.0	-0.5	1.1	0.7	0.5
Trade services.....	ID5	2223	2.550	11.0	-0.4	-2.0	3.4	3.7	-3.3
Transportation and warehousing services.....	ID5	2222	3.079	32.4	7.4	-1.2	0.1	3.7	-2.9
Transportation of passengers.....	ID5	22221	0.352	14.4	-10.0	1.8	4.5	4.3	-5.4
Transportation and warehousing of goods.....	ID5	22222	2.727	35.1	9.8	-1.5	-0.5	3.6	-2.5
Services less trade, transportation, and warehousing.....	ID5	2221	32.164	5.0	0.5	-0.3	1.0	0.2	1.1
Construction.....	ID5	223	1.568	11.3	1.4	0.4	0.5	0.3	1.2
Stage 1 Intermediate Demand									
Stage 1 intermediate demand.....	ID5	1	100.000	16.7	0.0	1.1	1.2	0.2	0.9
Inputs to stage 1 goods producers.....	ID5	11	35.393	25.9	-0.2	1.8	1.9	0.2	0.0
Goods.....	ID5	111	26.061	32.1	0.0	2.4	3.1	-0.1	0.0
Foods.....	ID5	1111	3.173	17.9	-5.4	-1.4	2.8	2.5	1.5
Energy.....	ID5	1112	3.734	40.8	2.2	8.2	7.5	-2.0	-0.9
Goods excluding foods and energy.....	ID5	1113	19.154	33.2	0.6	2.0	2.3	-0.2	0.0
Services.....	ID5	112	9.331	11.3	-0.8	0.1	-1.2	1.2	-0.3
Trade services.....	ID5	1123	6.049	13.8	-1.2	-0.1	-2.2	1.6	-1.2
Transportation and warehousing services.....	ID5	1122	0.488	15.3	-0.2	2.4	1.2	2.8	-0.3
Transportation of passengers.....	ID5	11221	0.084	14.7	-10.1	1.8	4.6	4.3	-5.4
Transportation and warehousing of goods.....	ID5	11222	0.404	15.4	1.9	2.5	0.6	2.5	0.7
Services less trade, transportation, and warehousing.....	ID5	1121	2.794	5.7	0.2	0.2	0.6	0.1	1.8
Construction.....	ID5	113	0.001	11.3	1.4	0.4	0.5	0.3	1.2
Inputs to stage 1 services producers.....	ID5	12	51.748	11.0	0.1	0.5	1.0	0.0	1.1
Goods.....	ID5	121	17.248	20.2	1.2	2.3	0.9	-0.7	2.3
Foods.....	ID5	1211	0.051	11.5	1.9	0.9	1.9	0.3	2.2
Energy.....	ID5	1212	5.794	34.8	1.9	4.9	0.1	-3.6	3.3
Goods excluding foods and energy.....	ID5	1213	11.403	13.9	0.8	1.1	1.2	0.8	1.8
Services.....	ID5	122	34.495	6.8	-0.5	-0.4	1.1	0.4	0.5
Trade services.....	ID5	1223	3.803	12.8	-1.8	0.3	1.0	0.0	0.3
Transportation and warehousing services.....	ID5	1222	3.609	13.1	-1.2	1.4	1.9	1.6	-0.3
Transportation of passengers.....	ID5	12221	1.091	14.6	-10.1	1.8	4.6	4.3	-5.4
Transportation and warehousing of goods.....	ID5	12222	2.518	12.4	2.8	1.2	0.8	0.5	2.0
Services less trade, transportation, and warehousing.....	ID5	1221	27.083	5.2	-0.2	-0.7	1.0	0.3	0.7
Construction.....	ID5	123	0.005	11.3	1.4	0.4	0.5	0.3	1.2
Inputs to stage 1 construction producers.....	ID5	13	12.858	17.9	-0.1	1.3	-0.4	0.7	2.8
Goods.....	ID5	131	8.466	22.3	0.8	2.0	0.9	0.6	3.1
Energy.....	ID5	1312	0.829	53.5	3.6	9.8	-1.6	-4.6	5.4
Goods excluding foods and energy.....	ID5	1313	7.637	19.6	0.5	1.1	1.2	1.2	2.8
Services.....	ID5	132	4.392	10.4	-1.8	0.0	-2.8	1.0	2.3
Trade services.....	ID5	1323	3.727	9.3	-2.2	-0.3	-3.7	1.1	2.5
Transportation and warehousing services.....	ID5	1322	0.609	18.2	1.4	2.2	2.3	0.9	1.3
Transportation and warehousing of goods.....	ID5	13222	0.609	18.2	1.4	2.2	2.3	0.9	1.3
Services less trade, transportation, and warehousing.....	ID5	1321	0.056	3.3	0.1	0.6	0.5	0.0	0.4
Special Groupings of Intermediate Demand by Production Flow									
Total goods inputs to stage 4 intermediate demand.....	ID5	9411	47.657	17.9	0.6	1.0	1.3	0.4	1.9
Total services inputs to stage 4 intermediate demand.....	ID5	9412	52.254	7.4	0.0	-0.1	0.8	0.3	0.8
Total construction inputs to stage 4 intermediate demand.....	ID5	9413	0.086	11.3	1.4	0.4	0.5	0.3	1.2
Total foods inputs to stage 4 intermediate demand.....	ID5	9414	5.498	16.4	-0.6	-0.8	1.4	0.3	1.0
Total energy goods inputs to stage 4 intermediate demand.....	ID5	9415	4.805	23.9	0.8	1.2	1.1	-2.8	2.2
Total goods less foods and energy inputs to stage 4 intermediate demand.....	ID5	9416	37.354	17.4	0.7	1.2	1.3	0.9	2.0

See footnotes at end of table.

Table 4. Producer price index percentage changes and weights for Final Demand-Intermediate Demand groupings, not seasonally adjusted — Continued
[January 2022]

Title	Commodity code		Relative Importance Dec. 2021 ¹	Unadjusted 12-month percent change ² Jan. 2021 to Jan. 2022 ^p	Unadjusted 1-month percent change ²				
	Group code	Item code			Aug. to Sept.	Sept. to Oct. ^p	Oct. to Nov. ^p	Nov. to Dec. ^p	Dec. to Jan. ^p
Total goods inputs to stage 3 intermediate demand.....	ID5	9311	51.036	31.1	0.4	2.4	1.3	0.4	1.0
Total services inputs to stage 3 intermediate demand.....	ID5	9312	48.048	8.4	0.8	0.1	0.4	0.7	0.9
Total construction inputs to stage 3 intermediate demand.....	ID5	9313	0.915	11.3	1.4	0.4	0.5	0.3	1.2
Total foods inputs to stage 3 intermediate demand.....	ID5	9314	11.006	25.7	-2.6	-0.3	1.8	6.6	-0.5
Total energy goods inputs to stage 3 intermediate demand.....	ID5	9315	7.681	47.3	2.6	7.8	1.2	-5.5	4.5
Total goods less foods and energy inputs to stage 3 intermediate demand.....	ID5	9316	32.349	29.8	1.0	2.0	1.2	-0.2	0.8
Total goods inputs to stage 2 intermediate demand.....	ID5	9211	48.484	31.3	3.3	7.8	1.8	-5.4	-1.2
Total services inputs to stage 2 intermediate demand.....	ID5	9212	49.478	7.4	0.7	-0.2	0.8	0.7	0.4
Total construction inputs to stage 2 intermediate demand.....	ID5	9213	2.037	11.3	1.4	0.4	0.5	0.3	1.2
Total foods inputs to stage 2 intermediate demand.....	ID5	9214	3.216	9.9	-2.8	-2.4	0.4	2.0	5.4
Total energy goods inputs to stage 2 intermediate demand.....	ID5	9215	20.146	51.7	8.2	17.6	1.9	-12.1	-4.0
Total goods less foods and energy inputs to stage 2 intermediate demand.....	ID5	9216	25.122	21.4	0.4	1.3	1.8	-0.1	0.3
Total goods inputs to stage 1 intermediate demand.....	ID5	9111	51.775	26.4	0.5	2.3	2.0	-0.2	1.3
Total services inputs to stage 1 intermediate demand.....	ID5	9112	48.218	8.0	-0.6	-0.2	0.3	0.6	0.5
Total construction inputs to stage 1 intermediate demand.....	ID5	9117	0.006	11.3	1.4	0.4	0.5	0.3	1.2
Total foods inputs to stage 1 intermediate demand.....	ID5	9114	3.224	17.8	-5.3	-1.4	2.8	2.5	1.5
Total energy goods inputs to stage 1 intermediate demand.....	ID5	9115	10.357	38.3	2.2	6.4	2.5	-3.1	1.9
Total goods less foods and energy inputs to stage 1 intermediate demand.....	ID5	9116	38.194	24.0	0.6	1.5	1.8	0.4	1.1

¹ Comprehensive relative importance figures are initially computed after the publication of December indexes and are recalculated after final December indexes are available. Individual items and subtotals may not add exactly to totals because of rounding differences.

² All indexes are subject to revision for 4 months after their originally scheduled publication to incorporate late reports and corrections by survey respondents. In addition, seasonally adjusted indexes are subject to change for up to 5 years due to the recalculation of seasonal factors published each January.

³ PPI defines Total finished as including only the personal consumption and private capital investment portions of final demand.

⁴ Trade indexes measure changes in margins received by wholesalers and retailers.

⁵ The PPI definition of foods does not include food and beverages for immediate consumption. PPI defines food and beverages for immediate consumption as the service of preparing meals, snacks, and beverages to customer order for immediate on-premises and off-premises consumption.

⁶ Distributive services include transportation, warehousing, and trade of goods.

⁷ Includes intermediate trade, transportation, and warehousing services.

⁸ Includes crude petroleum.

⁹ Excludes crude petroleum.

p Preliminary

"-" Data not available.

Table 5. Producer price indexes for Final Demand-Intermediate Demand groupings, not seasonally adjusted
 [January 2022, Index base Nov. 2009=100, unless otherwise indicated]

Title	Other index base	Commodity code		Unadjusted index ¹				
		Group code	Item code	Sept. 2021	Oct. 2021 ^P	Nov. 2021 ^P	Dec. 2021 ^P	Jan. 2022 ^P
Final Demand								
Final demand.....		FD	4	129.116	130.109	131.033	131.126	132.568
Final demand goods.....		FD	41	129.343	130.771	131.735	130.897	132.900
Final demand foods.....		FD	411	135.703	134.975	136.539	136.247	138.069
Finished consumer foods ²	00/82	FD	4111	236.751	236.354	239.076	238.186	240.928
Finished consumer foods, crude.....	00/82	FD	411113	222.879	236.947	263.976	255.604	242.975
Finished consumer foods, processed.....	00/82	FD	411112	238.763	236.807	236.914	236.829	241.234
Government purchased foods.....		FD	4112	142.258	139.500	139.744	139.251	141.338
Foods for export.....		FD	4113	142.770	140.352	142.665	143.559	146.679
Final demand energy.....		FD	412	126.379	130.962	131.227	125.501	129.865
Finished consumer energy goods ²	00/82	FD	4121	199.671	205.493	205.566	196.875	202.971
Government purchased energy.....		FD	4122	129.983	137.691	138.690	131.994	138.103
Energy for export.....		FD	4123	112.467	121.527	122.995	116.759	123.572
Final demand goods less foods and energy.....		FD	413	128.452	129.515	130.528	130.970	132.331
Finished goods less foods and energy ²	00/82	FD	4131	221.074	222.781	224.045	225.294	228.034
Finished consumer goods less foods and energy.....	00/82	FD	41311	247.212	248.852	250.307	251.779	254.845
Nondurable consumer goods less foods and energy.....	00/82	FD	413111	317.060	318.653	320.654	322.841	327.291
Durable consumer goods.....	00/82	FD	413112	174.950	176.590	177.493	178.255	179.936
Private capital equipment.....	00/82	FD	41312	188.464	190.155	191.197	192.195	194.529
Private capital equipment for manufacturing industries.....	00/82	FD	413121	197.057	198.447	199.726	200.879	204.113
Private capital equipment for nonmanufacturing industries.....	00/82	FD	413122	185.783	187.551	188.527	189.482	191.569
Government purchased goods, excluding foods and energy.....		FD	4132	124.598	125.432	126.509	127.103	128.758
Government purchased goods excluding foods, energy, and capital equipment.....		FD	41321	130.802	131.994	133.712	134.445	136.473
Government purchased capital equipment.....		FD	41322	115.036	115.404	115.653	116.062	117.222
Goods for export, excluding foods and energy.....		FD	4133	129.997	131.264	132.738	132.638	133.504
Final demand services.....		FD	42	128.541	129.139	130.049	130.608	131.669
Final demand trade services ³		FD	423	134.663	136.168	137.266	138.383	138.950
Trade of finished goods ²		FD	4231	133.929	135.351	136.423	137.607	138.141
Trade of personal consumption goods.....		FD	42311	134.920	135.816	136.645	137.840	137.898
Trade of private capital equipment.....		FD	42312	128.095	131.779	133.891	135.018	137.604
Trade of government purchased goods.....		FD	4232	136.890	139.072	140.699	141.091	142.661
Trade of government purchased goods, excluding capital equipment.....		FD	42321	144.219	145.266	146.497	146.220	146.289
Trade of government purchased capital equipment.....		FD	42322	124.494	128.363	130.567	131.961	135.772
Trade of exports.....		FD	4233	140.880	142.863	144.005	144.801	145.296
Final demand transportation and warehousing services.....		FD	422	132.279	134.695	138.123	140.342	140.173
Transportation of passengers for final demand.....		FD	4221	103.850	105.715	110.472	115.176	108.980
Transportation of private passengers.....		FD	42211	103.926	105.786	110.531	115.222	109.042
Transportation of government passengers.....		FD	42212	104.032	105.871	110.563	115.201	109.091
Transportation of passengers for export.....		FD	42213	103.530	105.416	110.226	114.982	108.717
Transportation and warehousing of goods for final demand.....		FD	4222	143.168	145.797	148.610	149.723	152.177
Transportation and warehousing of finished goods ²		FD	42221	142.224	144.931	147.840	148.991	151.050
Transportation and warehousing of personal consumption goods.....		FD	422211	142.521	145.202	148.070	149.189	151.271
Transportation and warehousing of private capital equipment.....		FD	422212	141.032	143.844	146.922	148.201	150.167
Transportation and warehousing of government purchased goods.....		FD	42222	140.889	143.419	145.655	146.999	148.952
Transportation and warehousing of exports.....		FD	42223	146.911	149.391	152.120	153.097	156.631
Final demand services less trade, transportation, and warehousing.....		FD	421	125.435	125.440	126.019	126.161	127.568
Finished services less trade, transportation, and warehousing ²		FD	4211	125.836	125.900	126.422	126.575	127.985
Finished consumer services less trade, transportation, and warehousing.....		FD	42111	125.665	125.659	126.229	126.337	127.682
Private capital investment services less trade, transportation, and warehousing.....		FD	42112	127.685	128.374	128.472	129.029	131.011
Government purchased services less trade, transportation, and warehousing.....		FD	4212	117.937	117.832	118.398	118.674	119.823
Gov. purchased services less trade, transportation, and warehousing, excl. capital investment.....		FD	42121	118.347	118.196	118.802	119.078	120.294
Government purchased capital investment services less trade, transportation, and warehousing.....		FD	42122	107.206	108.047	107.778	108.051	107.799
Services for export less trade, transportation, and warehousing.....		FD	4213	129.025	128.284	129.720	129.551	131.219
Final demand construction.....		FD	43	137.350	145.520	146.400	146.466	151.793
Construction for private capital investment.....		FD	431	137.772	147.189	147.741	148.286	154.370
Construction for government.....		FD	432	136.363	142.270	142.733	142.942	146.894
Final Demand Special Groupings								
Final demand less exports.....	04/10	FD	49101	126.779	127.742	128.543	128.640	130.088
Final demand less government.....	04/10	FD	49102	127.485	128.414	129.323	129.449	130.821
Final demand less foods, food and nonalcoholic beverages for immediate consumption, and energy ¹	04/10	FD	49103	127.516	128.370	129.330	129.851	131.023
Final demand less foods and energy ⁴	04/10	FD	49104	127.354	128.190	129.109	129.632	130.829
Final demand less foods and food and nonalcoholic beverages for immediate consumption ⁴	04/10	FD	49105	127.041	128.149	129.059	129.149	130.537

See footnotes at end of table.

Table 5. Producer price indexes for Final Demand-Intermediate Demand groupings, not seasonally adjusted — Continued

[January 2022, Index base Nov. 2009=100, unless otherwise indicated]

Title	Other index base	Commodity code		Unadjusted index ¹				
		Group code	Item code	Sept. 2021	Oct. 2021 ^P	Nov. 2021 ^P	Dec. 2021 ^P	Jan. 2022 ^P
Final demand less foods ⁴	04/10	FD	49106	126.852	127.930	128.803	128.917	130.316
Final demand less energy.....	04/10	FD	49107	127.581	128.325	129.279	129.754	130.985
Final demand less trade services.....	01/10	FD	49108	126.379	127.243	128.116	127.966	129.598
Final demand less distributive services ⁵	01/10	FD	49109	125.761	126.560	127.362	127.165	128.767
Final demand goods less energy.....	01/10	FD	49111	128.792	129.484	130.599	130.889	132.332
Final demand goods less foods.....	04/10	FD	49112	125.122	126.936	127.762	126.837	128.828
Final demand services less trade services.....	04/10	FD	49113	125.056	125.277	126.106	126.432	127.687
Final demand distributive services ⁵	04/10	FD	49114	133.289	134.910	136.207	137.303	138.100
Final demand goods plus final demand distributive services ⁵	04/10	FD	49115	129.181	130.666	131.750	131.689	133.188
Final demand less foods, energy, and trade services ⁴	08/13	FD	49116	118.362	118.978	119.800	120.139	121.433
Private and government purchased capital equipment.....	08/13	FD	49117	114.425	115.358	115.936	116.514	117.894
Private and government purchased capital investment services.....	08/13	FD	49118	117.985	119.951	120.998	121.782	123.861
Total private and government purchased capital investment.....	08/13	FD	49119	117.724	119.800	120.595	121.256	123.321
Total finished ²	01/10	FD	49201	127.834	128.743	129.538	129.680	131.078
Total finished less foods, food and nonalcoholic beverages for immediate consumption, and energy ^{2, 4}	12/10	FD	49202	126.906	127.697	128.500	129.086	130.299
Total finished less foods and energy ^{2, 4}	01/10	FD	49203	127.823	128.604	129.409	129.996	131.212
Total finished less foods and food and nonalcoholic beverages for immediate consumption ⁴	12/10	FD	49204	126.172	127.155	127.903	128.074	129.459
Total finished less foods ^{2, 4}	01/10	FD	49205	127.593	128.567	129.320	129.499	130.890
Total finished less energy ²	01/10	FD	49206	128.074	128.795	129.642	130.166	131.400
Finished goods ²	00/82	FD	49207	227.240	229.667	230.961	229.241	232.963
Finished goods less energy ²	00/82	FD	49208	224.718	225.885	227.520	228.220	230.956
Finished goods, excluding foods ^{2, 4}	00/82	FD	49209	223.955	227.072	228.006	226.088	230.037
Finished services ²	01/10	FD	49210	127.500	128.081	128.906	129.465	130.513
Private capital investment services.....	04/10	FD	49211	127.211	129.278	130.387	131.219	133.436
Finished distributive services ^{2, 5}	04/10	FD	49212	132.204	133.728	134.964	136.123	136.799
Finished services less trade services ²	04/10	FD	49213	125.258	125.488	126.211	126.509	127.776
Finished services less distributive services ^{2, 5}	04/10	FD	49214	124.516	124.620	125.234	125.489	126.718
Total private capital investment (goods, services, and construction).....	04/10	FD	49215	124.754	126.915	127.796	128.524	130.701
Finished goods plus finished distributive services ²	04/10	FD	49216	129.386	130.820	131.781	131.807	133.233
Total exports.....	04/10	FD	49301	128.727	129.792	131.371	131.428	132.666
Goods for export.....	00/82	FD	49302	219.445	221.604	224.227	223.714	226.049
Services for export.....	04/10	FD	49303	133.749	134.553	136.256	136.858	137.943
Total government purchases.....	04/10	FD	49401	122.704	124.254	125.160	124.850	126.832
Government purchased goods.....	00/82	FD	49402	208.452	211.797	213.379	211.385	215.855
Government purchased services.....	04/10	FD	49403	121.674	122.174	123.128	123.594	124.656
Total government purchased capital investment (goods, services, construction).....	08/13	FD	49404	115.717	118.024	118.544	119.001	121.106
Personal consumption.....	01/10	FD	49501	128.425	129.053	129.828	129.839	131.063
Personal consumption goods (finished consumer goods).....	00/82	FD	49502	243.707	246.460	247.862	244.893	249.233
Personal consumption goods less energy.....	00/82	FD	49503	243.427	244.213	246.205	246.686	249.623
Personal consumption goods less foods.....	00/82	FD	49504	244.701	248.713	249.568	245.776	250.734
Personal consumption nondurable goods less foods.....	00/82	FD	49508	275.084	280.100	280.941	275.244	281.589
Personal consumption services.....	04/10	FD	49505	127.020	127.377	128.156	128.672	129.541
Personal consumption less trade services.....	04/10	FD	49506	126.347	126.902	127.661	127.357	128.888
Personal consumption less distributive services ⁵	04/10	FD	49507	125.928	126.419	127.114	126.766	128.280
Personal consumption less foods and energy.....	04/14	FD	49510	118.627	119.014	119.738	120.246	121.135
Personal consumption less foods, energy, and trade services ³	04/14	FD	49511	116.987	117.230	117.942	118.257	119.422
Personal consumption less foods, energy, and distributive services ⁵	04/14	FD	49512	116.818	116.978	117.618	117.906	119.046
Personal consumption goods plus personal consumption distributive services ⁵	08/13	FD	49509	119.680	120.829	121.630	121.430	122.607
Intermediate Demand by Commodity Type								
Processed goods								
Processed goods for intermediate demand.....	00/82	ID6	1	240.221	245.100	248.251	247.218	251.342
Materials and components for manufacturing.....	00/82	ID6	11	230.581	234.292	236.943	237.123	239.162
Materials for manufacturing.....		ID6	111	150.791	153.595	155.578	155.095	156.145
Materials for food manufacturing.....	00/82	ID6	1111	234.955	232.921	232.651	231.932	236.173
Materials for nondurable manufacturing.....	00/82	ID6	1112	270.754	275.107	278.673	275.833	275.453
Materials for durable manufacturing.....	00/82	ID6	1113	307.529	316.801	322.282	323.619	327.315
Components for manufacturing.....	00/82	ID6	112	169.241	171.134	172.531	173.986	176.109
Components for nondurable manufacturing.....		ID6	1121	131.774	134.868	137.022	138.851	140.983
Components for durable manufacturing.....		ID6	1122	119.443	120.700	121.635	122.628	124.104
Materials and components for construction.....	00/82	ID6	12	307.483	311.364	316.643	322.413	332.493
Materials for construction.....		ID6	121	148.510	149.893	151.919	155.329	163.310
Components for construction.....		ID6	122	154.547	156.880	159.939	162.356	165.005
Processed fuels and lubricants for intermediate demand.....	00/82	ID6	13	222.022	233.081	237.098	227.470	233.658
Processed fuels and lubricants to manufacturing industries.....	00/82	ID6	131	232.870	236.400	234.496	229.537	239.621
Processed fuels and lubricants to nonmanufacturing industries.....	00/82	ID6	132	218.860	232.399	238.359	227.188	232.113
Containers for intermediate demand.....	00/82	ID6	14	266.557	273.339	276.001	278.471	290.232

See footnotes at end of table.

Table 5. Producer price indexes for Final Demand-Intermediate Demand groupings, not seasonally adjusted — Continued

[January 2022, Index base Nov. 2009=100, unless otherwise indicated]

Title	Other index base	Commodity code		Unadjusted index ¹				
		Group code	Item code	Sept. 2021	Oct. 2021 ^P	Nov. 2021 ^P	Dec. 2021 ^P	Jan. 2022 ^P
Supplies for intermediate demand.....	00/82	ID6	15	227.577	229.265	231.807	233.293	236.922
Supplies to manufacturing industries.....	00/82	ID6	151	226.073	229.602	232.691	233.389	236.402
Supplies to nonmanufacturing industries.....	00/82	ID6	152	225.996	227.379	229.814	231.413	235.110
Supplies to nonmanufacturing industries, feeds.....	00/82	ID6	1521	220.092	218.562	219.139	220.204	228.404
Supplies to nonmanufacturing industries, other than feeds.....	00/82	ID6	1522	228.389	230.075	232.716	234.381	237.656
Unprocessed goods								
Unprocessed goods for intermediate demand.....	00/82	ID6	2	252.620	270.043	277.293	265.382	261.095
Unprocessed foodstuffs and feedstuffs.....	00/82	ID6	21	201.915	200.752	205.635	216.059	216.468
Unprocessed nonfood materials.....	00/82	ID6	22	277.342	306.195	314.741	288.813	281.635
Unprocessed nonfood materials except fuel.....	00/82	ID6	221	324.569	341.496	349.683	327.706	349.916
Unprocessed nonfood materials except fuel to manufacturing industries.....	00/82	ID6	2211	302.708	319.255	327.221	305.765	326.811
Unprocessed nonfood materials except fuel to nonmanufacturing industries.....	00/82	ID6	2212	291.839	291.699	292.380	292.018	305.268
Unprocessed fuel.....	00/82	ID6	222	194.784	236.400	244.703	215.884	172.027
Unprocessed fuel to manufacturing industries.....	00/82	ID6	2221	192.039	203.892	208.033	196.596	203.103
Unprocessed fuel to nonmanufacturing industries.....	00/82	ID6	2222	200.524	245.133	253.925	223.229	175.068
Services								
Services for intermediate demand.....		ID6	3	132.852	132.774	133.600	134.278	135.235
Trade services for intermediate demand ⁵		ID6	33	155.493	156.084	155.328	156.461	156.333
Trade services for manufacturing industries.....	12/12	ID6	331	143.235	144.075	143.588	144.472	143.754
Trade services for nonmanufacturing industries.....	12/12	ID6	332	137.168	137.393	136.515	137.677	138.163
Transportation and warehousing services for intermediate demand.....		ID6	32	144.518	145.518	146.631	148.871	149.975
Transportation of passengers for intermediate demand.....		ID6	321	104.111	105.949	110.638	115.274	109.167
Transportation of passengers for manufacturing industries.....		ID6	3211	103.532	105.417	110.223	114.975	108.715
Transportation of passengers for nonmanufacturing industries.....		ID6	3212	104.237	106.070	110.745	115.367	109.278
Transportation and warehousing of goods for intermediate demand.....		ID6	322	148.853	149.764	150.501	152.489	154.354
Transportation and warehousing of goods for manufacturing industries.....	12/12	ID6	3221	119.105	121.053	122.855	123.936	125.437
Transportation and warehousing of goods for nonmanufacturing industries.....	12/12	ID6	3222	134.236	134.714	135.035	136.972	138.652
Services less trade, transportation, and warehousing for intermediate demand.....		ID6	31	124.669	124.217	125.435	125.715	126.949
Services less trade, transportation, and warehousing for manufacturing industries.....		ID6	311	116.482	117.722	118.011	118.486	119.331
Services less trade, transportation, and warehousing for nonmanufacturing industries.....		ID6	312	124.931	124.420	125.670	125.943	127.190
Construction								
Construction for intermediate demand.....		ID6	4	130.180	130.752	131.466	131.865	133.467
Intermediate Demand by Commodity Type Special Groupings								
Processed materials less foods and feeds.....	00/82	ID6	9111	241.325	246.856	250.321	249.212	253.257
Processed foods and feeds.....	00/82	ID6	9112	229.195	227.094	226.911	226.704	231.693
Processed energy goods.....	00/82	ID6	9113	223.053	234.159	238.190	228.521	234.740
Processed materials less energy.....	00/82	ID6	9118	241.636	244.902	247.795	248.931	252.487
Processed materials less foods and energy.....	00/82	ID6	9115	242.676	246.568	249.821	251.114	254.495
Intermediate distributive services ⁶	04/10	ID6	9116	150.234	150.928	150.715	152.131	152.713
Processed goods plus intermediate distributive services.....	04/10	ID6	9117	135.890	138.030	139.237	139.194	141.001
Unprocessed materials less agricultural products.....	00/82	ID6	9211	280.462	312.538	320.166	291.022	281.560
Unprocessed energy materials ⁷	00/82	ID6	9212	208.537	245.398	251.164	221.159	210.848
Unprocessed materials less energy.....	00/82	ID6	9213	268.596	267.047	275.185	281.666	282.108
Unprocessed nonfood materials less energy ⁸	00/82	ID6	9216	472.025	466.658	483.863	477.960	480.067
Intermediate Demand by Production Flow								
Stage 4 Intermediate Demand								
Stage 4 intermediate demand.....		ID5	4	134.745	135.330	136.755	137.279	139.097
Inputs to stage 4 goods producers.....		ID5	41	133.526	135.109	136.730	137.282	138.854
Goods.....		ID5	411	128.886	130.475	132.267	132.907	135.050
Foods.....		ID5	4111	136.460	135.963	139.877	140.815	142.941
Energy.....		ID5	4112	131.659	137.337	141.479	144.868	146.402
Goods excluding foods and energy.....		ID5	4113	127.763	129.631	131.083	131.655	133.806
Services.....		ID5	412	149.039	150.638	151.820	152.138	152.165
Trade services.....		ID5	4123	158.452	160.175	161.533	161.765	161.207
Transportation and warehousing services.....		ID5	4122	123.203	124.967	127.164	128.711	129.135
Transportation of passengers.....		ID5	41221	103.529	105.415	110.225	114.981	108.716
Transportation and warehousing of goods.....		ID5	41222	135.212	137.071	138.908	139.936	141.684
Services less trade, transportation, and warehousing.....		ID5	4121	118.290	119.340	119.523	119.794	121.948
Inputs to stage 4 services producers.....		ID5	42	132.395	132.063	133.369	133.691	135.123
Goods.....		ID5	421	132.480	132.722	133.846	133.849	135.690
Foods.....		ID5	4211	144.803	142.803	141.914	141.516	142.045

See footnotes at end of table.

Table 5. Producer price indexes for Final Demand-Intermediate Demand groupings, not seasonally adjusted — Continued

[January 2022, Index base Nov. 2009=100, unless otherwise indicated]

Title	Other index base	Commodity code		Unadjusted index ¹				
		Group code	Item code	Sept. 2021	Oct. 2021 ^P	Nov. 2021 ^P	Dec. 2021 ^P	Jan. 2022 ^P
Energy.....		ID5	4212	124.958	124.874	126.245	123.629	126.044
Goods excluding foods and energy.....		ID5	4213	132.372	133.429	134.995	136.497	138.403
Services.....		ID5	422	132.234	131.693	133.065	133.502	134.784
Trade services.....		ID5	4223	140.814	142.334	143.174	143.730	143.315
Transportation and warehousing services.....		ID5	4222	134.436	135.908	136.729	139.051	140.735
Transportation of passengers.....		ID5	42221	103.353	105.218	109.973	114.675	108.481
Transportation and warehousing of goods.....		ID5	42222	140.539	141.942	142.040	143.930	147.072
Services less trade, transportation, and warehousing.....		ID5	4221	130.334	129.322	130.814	131.046	132.508
Construction.....		ID5	423	130.180	130.752	131.466	131.865	133.467
Inputs to stage 4 construction producers.....		ID5	43	145.369	147.182	148.588	149.839	153.785
Goods.....		ID5	431	146.008	148.269	150.831	152.275	157.020
Energy.....		ID5	4312	140.263	149.194	150.444	140.325	145.637
Goods excluding foods and energy.....		ID5	4313	149.967	151.628	154.378	156.985	161.785
Services.....		ID5	432	143.151	143.888	142.530	143.315	145.337
Trade services.....		ID5	4323	164.338	164.577	160.283	161.588	162.891
Transportation and warehousing services.....		ID5	4322	137.681	140.247	143.214	144.478	146.196
Transportation of passengers.....		ID5	43221	107.991	109.953	114.955	119.901	113.385
Transportation and warehousing of goods.....		ID5	43222	139.170	141.764	144.693	145.866	147.811
Services less trade, transportation, and warehousing.....		ID5	4321	120.500	121.107	121.328	121.393	124.232
Stage 3 Intermediate Demand								
Stage 3 intermediate demand.....		ID5	3	137.026	138.763	139.978	140.748	142.117
Inputs to stage 3 goods producers.....		ID5	31	151.027	153.219	154.869	157.002	157.410
Goods.....		ID5	311	147.975	150.398	152.687	154.892	155.314
Foods.....		ID5	3111	147.586	147.151	149.769	159.789	158.929
Energy.....		ID5	3112	130.105	137.027	145.098	141.232	140.671
Goods excluding foods and energy.....		ID5	3113	152.996	156.346	158.197	157.697	158.707
Services.....		ID5	312	152.712	153.773	152.629	154.310	154.626
Trade services.....		ID5	3123	162.223	162.389	159.062	161.112	160.476
Transportation and warehousing services.....		ID5	3122	136.912	139.323	141.787	143.244	144.781
Transportation of passengers.....		ID5	31221	110.250	112.257	117.375	122.435	115.769
Transportation and warehousing of goods.....		ID5	31222	138.232	140.662	142.969	144.217	146.223
Services less trade, transportation, and warehousing.....		ID5	3121	119.136	120.762	121.159	121.659	123.090
Inputs to stage 3 services producers.....		ID5	32	125.502	126.884	127.834	127.435	129.515
Goods.....		ID5	321	110.930	116.971	117.739	113.423	117.833
Foods.....		ID5	3211	141.241	141.766	143.060	144.188	148.055
Energy.....		ID5	3212	109.196	118.388	118.566	111.182	117.630
Goods excluding foods and energy.....		ID5	3213	122.253	123.606	125.414	125.789	127.153
Services.....		ID5	322	129.703	129.627	130.637	131.460	132.809
Trade services.....		ID5	3223	167.531	167.105	168.148	167.747	168.983
Transportation and warehousing services.....		ID5	3222	157.867	157.377	157.175	159.670	160.836
Transportation of passengers.....		ID5	32221	101.285	101.344	101.493	101.641	101.446
Transportation and warehousing of goods.....		ID5	32222	158.356	157.863	157.660	160.168	161.341
Services less trade, transportation, and warehousing.....		ID5	3221	120.406	120.461	121.786	122.271	123.682
Construction.....		ID5	323	130.180	130.752	131.466	131.865	133.467
Inputs to stage 3 construction producers.....		ID5	33	132.563	133.456	131.180	133.368	137.889
Goods.....		ID5	331	121.987	124.096	126.025	128.592	134.296
Goods excluding foods and energy.....		ID5	3313	155.440	158.128	160.586	163.857	171.125
Services.....		ID5	332	160.464	160.432	154.204	156.374	160.514
Trade services.....		ID5	3323	165.870	165.690	158.860	161.140	165.650
Transportation and warehousing services.....		ID5	3322	101.118	102.490	103.183	104.396	105.819
Transportation and warehousing of goods.....		ID5	33222	106.734	108.182	108.914	110.194	111.696
Services less trade, transportation, and warehousing.....		ID5	3321	110.331	112.424	113.256	114.116	113.024
Stage 2								
Stage 2 intermediate demand.....		ID5	2	127.207	131.868	133.572	130.443	130.004
Inputs to stage 2 goods producers.....		ID5	21	121.949	130.292	132.110	125.961	124.589
Goods.....		ID5	211	122.312	132.820	135.173	126.890	125.105
Foods.....		ID5	2111	148.947	145.383	145.985	148.988	157.035
Energy.....		ID5	2112	94.205	110.821	112.834	98.992	94.988
Goods excluding foods and energy.....		ID5	2113	143.281	145.288	148.106	147.623	147.873
Services.....		ID5	212	132.034	133.106	133.066	134.335	134.311
Trade services.....		ID5	2123	149.063	150.607	149.419	151.230	149.958
Transportation and warehousing services.....		ID5	2122	151.003	152.453	153.164	155.126	155.821
Transportation of passengers.....		ID5	21221	105.521	107.303	111.850	116.345	110.423
Transportation and warehousing of goods.....		ID5	21222	153.772	155.198	155.657	157.450	158.578
Services less trade, transportation, and warehousing.....		ID5	2121	115.885	116.171	117.083	117.236	118.333
Construction.....		ID5	213	130.180	130.752	131.466	131.865	133.467
Inputs to stage 2 services producers.....		ID5	22	129.499	129.312	130.814	131.636	132.400
Goods.....		ID5	221	131.597	133.908	136.502	137.100	138.312

See footnotes at end of table.

Table 5. Producer price indexes for Final Demand-Intermediate Demand groupings, not seasonally adjusted — Continued

[January 2022, Index base Nov. 2009=100, unless otherwise indicated]

Title	Other index base	Commodity code		Unadjusted index ¹				
		Group code	Item code	Sept. 2021	Oct. 2021 ^P	Nov. 2021 ^P	Dec. 2021 ^P	Jan. 2022 ^P
Foods.....		ID5	2211	118.089	118.147	119.453	120.973	124.863
Energy.....		ID5	2212	138.504	156.081	170.302	161.611	160.869
Goods excluding foods and energy.....		ID5	2213	131.562	132.949	134.839	136.007	137.325
Services.....		ID5	222	128.878	128.295	129.666	130.536	131.198
Trade services.....		ID5	2223	155.483	152.391	157.607	163.387	158.042
Transportation and warehousing services.....		ID5	2222	163.845	161.896	162.022	167.983	163.156
Transportation of passengers.....		ID5	22221	104.134	106.007	110.786	115.512	109.287
Transportation and warehousing of goods.....		ID5	22222	175.826	173.110	172.304	178.513	173.966
Services less trade, transportation, and warehousing.....		ID5	2221	126.022	125.684	126.926	127.139	128.569
Construction.....		ID5	223	130.180	130.752	131.466	131.865	133.467
Stage 1 Intermediate Demand								
Stage 1 intermediate demand.....		ID5	1	134.062	135.478	137.042	137.304	138.576
Inputs to stage 1 goods producers.....		ID5	11	141.742	144.254	147.001	147.322	147.273
Goods.....		ID5	111	141.480	144.864	149.287	149.098	149.170
Foods.....		ID5	1111	148.190	146.044	150.116	153.912	156.241
Energy.....		ID5	1112	113.330	122.675	131.857	129.172	128.006
Goods excluding foods and energy.....		ID5	1113	150.661	153.660	157.129	156.849	156.833
Services.....		ID5	112	146.122	146.329	144.588	146.307	145.928
Trade services.....		ID5	1123	162.987	162.888	159.356	161.832	159.906
Transportation and warehousing services.....		ID5	1122	129.441	132.519	134.153	137.968	137.505
Transportation of passengers.....		ID5	11221	103.509	105.395	110.204	114.960	108.695
Transportation and warehousing of goods.....		ID5	11222	134.540	137.887	138.692	142.223	143.244
Services less trade, transportation, and warehousing.....		ID5	1121	103.161	103.383	103.962	104.087	105.944
Construction.....		ID5	113	130.180	130.752	131.466	131.865	133.467
Inputs to stage 1 services producers.....		ID5	12	129.099	129.774	131.114	131.161	132.618
Goods.....		ID5	121	127.159	130.144	131.258	130.349	133.320
Foods.....		ID5	1211	101.680	102.617	104.522	104.816	107.135
Energy.....		ID5	1212	137.306	143.989	144.158	138.978	143.513
Goods excluding foods and energy.....		ID5	1213	129.413	130.775	132.407	133.518	135.897
Services.....		ID5	122	129.808	129.324	130.774	131.301	131.995
Trade services.....		ID5	1223	149.236	149.739	151.225	151.223	151.680
Transportation and warehousing services.....		ID5	1222	122.874	124.560	126.912	128.948	128.583
Transportation of passengers.....		ID5	12221	103.450	105.335	110.141	114.893	108.633
Transportation and warehousing of goods.....		ID5	12222	146.815	148.565	149.766	150.470	153.422
Services less trade, transportation, and warehousing.....		ID5	1221	127.441	126.559	127.874	128.260	129.116
Construction.....		ID5	123	130.180	130.752	131.466	131.865	133.467
Inputs to stage 1 construction producers.....		ID5	13	146.133	148.000	147.440	148.531	152.718
Goods.....		ID5	131	142.136	144.949	146.319	147.178	151.717
Energy.....		ID5	1312	122.124	134.129	131.965	125.874	132.632
Goods excluding foods and energy.....		ID5	1313	147.001	148.661	150.513	152.292	156.613
Services.....		ID5	132	154.050	154.051	149.682	151.233	154.727
Trade services.....		ID5	1323	162.025	161.491	155.561	157.222	161.160
Transportation and warehousing services.....		ID5	1322	114.348	116.811	119.514	120.628	122.185
Transportation and warehousing of goods.....		ID5	13222	118.278	120.826	123.622	124.774	126.384
Services less trade, transportation, and warehousing.....		ID5	1321	121.584	122.321	122.965	122.970	123.409
Intermediate Demand by Production Flow Special Groupings								
Total goods inputs to stage 4 intermediate demand.....	04/10	ID5	9411	130.644	131.934	133.641	134.235	136.741
Total services inputs to stage 4 intermediate demand.....	04/10	ID5	9412	135.201	135.112	136.237	136.679	137.805
Total construction inputs to stage 4 intermediate demand.....	04/10	ID5	9413	129.101	129.668	130.377	130.772	132.361
Total goods inputs to stage 4 intermediate demand.....	04/10	ID5	9414	136.878	135.770	137.609	137.973	139.390
Total energy goods inputs to stage 4 intermediate demand.....	04/10	ID5	9415	117.091	118.520	119.848	116.540	119.153
Total goods less foods and energy inputs to stage 4 intermediate demand.....	04/10	ID5	9416	132.753	134.388	136.147	137.373	140.056
Total goods inputs to stage 3 intermediate demand.....	04/10	ID5	9311	131.412	134.609	136.407	136.896	138.326
Total services inputs to stage 3 intermediate demand.....	04/10	ID5	9312	132.834	132.962	133.472	134.459	135.648
Total construction inputs to stage 3 intermediate demand.....	04/10	ID5	9313	129.101	129.668	130.377	130.772	132.361
Total goods inputs to stage 3 intermediate demand.....	04/10	ID5	9314	131.309	130.929	133.249	142.100	141.370
Total energy goods inputs to stage 3 intermediate demand.....	04/10	ID5	9315	110.370	119.001	120.467	113.810	118.979
Total goods less foods and energy inputs to stage 3 intermediate demand.....	04/10	ID5	9316	141.969	144.869	146.645	146.356	147.476
Total goods inputs to stage 2 intermediate demand.....	04/10	ID5	9211	117.325	126.526	128.790	121.773	120.365
Total services inputs to stage 2 intermediate demand.....	04/10	ID5	9212	130.058	129.846	130.904	131.867	132.377
Total construction inputs to stage 2 intermediate demand.....	04/10	ID5	9213	129.101	129.668	130.377	130.772	132.361
Total goods inputs to stage 2 intermediate demand.....	04/10	ID5	9214	149.431	145.890	146.504	149.506	157.549
Total energy goods inputs to stage 2 intermediate demand.....	04/10	ID5	9215	92.732	109.009	111.120	97.628	93.746
Total goods less foods and energy inputs to stage 2 intermediate demand.....	04/10	ID5	9216	132.574	134.333	136.789	136.691	137.157
Total goods inputs to stage 1 intermediate demand.....	04/10	ID5	9111	121.528	124.334	126.817	126.574	128.163
Total services inputs to stage 1 intermediate demand.....	04/10	ID5	9112	133.719	133.405	133.787	134.611	135.330
Total construction inputs to stage 1 intermediate demand.....	04/10	ID5	9117	129.101	129.668	130.377	130.772	132.361

See footnotes at end of table.

Table 5. Producer price indexes for Final Demand-Intermediate Demand groupings, not seasonally adjusted — Continued

[January 2022, Index base Nov. 2009=100, unless otherwise indicated]

Title	Other index base	Commodity code		Unadjusted index ¹				
		Group code	Item code	Sept. 2021	Oct. 2021 ^p	Nov. 2021 ^p	Dec. 2021 ^p	Jan. 2022 ^p
Total foods inputs to stage 1 intermediate demand.....	04/10	ID5	9114	138.501	136.546	140.333	143.832	146.024
Total energy goods inputs to stage 1 intermediate demand.....	04/10	ID5	9115	122.114	129.934	133.155	128.999	131.486
Total goods less foods and energy inputs to stage 1 intermediate demand.....	04/10	ID5	9116	118.651	120.473	122.585	123.070	124.420

¹ All indexes are subject to revision for 4 months after their originally scheduled publication to incorporate late reports and corrections by survey respondents. In addition, seasonally adjusted indexes are subject to change for up to 5 years due to the recalculation of seasonal factors published each January.

² PPI defines Total finished as including only the personal consumption and private capital investment portions of final demand.

³ Trade indexes measure changes in margins received by wholesalers and retailers.

⁴ The PPI definition of foods does not include food and beverages for immediate consumption. PPI defines food and beverages for immediate consumption as the service of preparing meals, snacks, and beverages to customer order for immediate on-premises and off-premises consumption.

⁵ Distributive services include transportation, warehousing, and trade of goods.

⁶ Includes intermediate trade, transportation, and warehousing services.

⁷ Includes crude petroleum.

⁸ Excludes crude petroleum.

p Preliminary

“-” Data not available.

Table 6. Producer price index percentage changes for selected aggregate commodity and service groupings, not seasonally adjusted
 [January 2022]

Title	Commodity code		Unadjusted 12-month percent change ¹	Unadjusted 1-month percent change ¹				
	Group code	Item code		Jan. 2021 to Jan. 2022 ^P	Aug. to Sept.	Sept. to Oct. ^P	Oct. to Nov. ^P	Nov. to Dec. ^P
Goods								
All commodities.....	00	000000	19.3	1.0	2.0	1.2	-0.8	1.3
Farm products, processed foods and feeds.....	PFF	PLUS02	15.1	0.2	-0.6	1.3	1.0	1.3
Farm products.....	01	—	20.5	-2.5	-0.3	4.4	3.6	1.0
Processed foods and feeds.....	02	—	12.9	1.2	-0.7	0.0	-0.1	1.4
Industrial commodities.....	IND	THRU15	20.1	1.1	2.5	1.2	-1.2	1.3
Textile products and apparel.....	03	—	15.0	1.1	1.7	0.8	0.4	1.2
Hides, skins, leather, and related products.....	04	—	2.2	-1.0	-4.2	-3.2	-1.1	-0.8
Fuels and related products and power.....	05	—	35.0	2.8	6.8	1.2	-5.8	1.6
Chemicals and allied products.....	06	—	18.5	-0.3	1.0	1.2	-0.5	0.3
Rubber and plastic products.....	07	—	22.4	1.5	1.8	1.5	1.3	1.6
Lumber and wood products.....	08	—	18.6	-2.6	1.6	1.3	5.6	8.8
Pulp, paper, and allied products.....	09	—	15.3	1.0	1.8	1.2	0.3	0.7
Metals and metal products.....	10	—	38.1	1.7	2.0	2.3	0.0	0.4
Machinery and equipment.....	11	—	8.5	0.9	0.9	0.7	0.7	1.7
Furniture and household durables.....	12	—	11.6	1.3	0.6	0.7	0.6	1.3
Nonmetallic mineral products.....	13	—	10.4	0.5	0.3	0.6	0.5	3.4
Transportation equipment.....	14	—	3.9	0.2	0.6	0.3	0.3	0.6
Miscellaneous products.....	15	—	7.5	0.5	0.8	0.5	0.6	1.5
Industrial commodities less fuels.....	ILF	T15M05	16.0	0.6	1.2	1.1	0.4	1.1
Other commodity groupings								
Petroleum products, refined.....	05	7	52.5	2.2	8.5	0.0	-7.0	5.0
Industrial chemicals.....	06	1	30.8	-1.3	1.6	2.5	-1.7	-1.3
Rubber and rubber products.....	07	1	13.7	1.2	0.7	0.2	0.3	3.2
Lumber.....	08	1	22.7	-2.8	4.9	3.7	15.5	16.9
Iron and steel.....	10	1	67.8	2.6	3.0	3.8	-0.1	-2.9
Nonferrous metals.....	10	2	20.2	0.4	0.7	0.9	-2.4	3.9
General purpose machinery and equipment.....	11	4	12.0	1.0	1.0	0.8	0.9	2.3
Electrical machinery and equipment.....	11	7	7.2	1.1	0.5	0.7	0.5	1.5
Electronic components and accessories.....	11	78	2.9	0.2	0.1	0.5	0.4	0.7
Aircraft and aircraft equipment.....	14	2	1.7	0.1	0.2	0.1	0.3	0.4
Services and construction								
Transportation services.....	30	—	14.0	-0.8	1.6	2.1	1.3	0.5
Services related to transportation activities.....	31	—	26.7	7.5	-1.4	-0.5	3.1	-2.2
Warehousing, storage, and related activities.....	32	—	17.4	1.3	2.0	-1.2	3.4	6.0
Publishing sales, excluding software.....	33	—	2.2	0.2	0.1	0.5	0.2	-0.3
Software publishing.....	34	—	2.5	-0.4	1.1	-0.3	0.2	1.0
Network compensation from broadcast and cable television and radio.....	35	—	6.2	-0.4	0.0	0.0	0.0	2.8
Advertising space and time sales.....	36	—	-0.1	2.2	0.6	3.4	0.6	-1.7
Telecommunication, cable, and internet user services.....	37	—	1.9	-0.2	0.3	-0.5	0.2	0.5
Data processing and related services.....	38	—	-0.4	-0.2	0.2	0.0	0.0	-1.3
Credit intermediation services (partial).....	39	—	3.8	0.7	-1.3	1.8	-1.5	1.9
Investment services.....	40	—	8.9	0.9	-2.8	3.9	-0.4	1.0
Insurance and annuities.....	41	—	0.7	0.0	0.0	0.0	0.2	0.3
Commissions and fees from sales and administration of insurance policies (partial).....	42	—	0.6	0.2	0.1	0.0	0.0	0.0
Real estate services (partial).....	43	—	5.7	0.6	-0.5	0.2	0.7	0.8
Rental and leasing of goods (partial).....	44	—	11.9	-5.0	3.1	-0.7	-1.1	-3.6
Professional services (partial).....	45	—	4.3	0.1	0.3	0.2	0.2	2.4
Employment services.....	46	—	5.4	0.1	0.2	0.9	0.9	0.7
Travel arrangement services.....	47	—	2.3	0.8	-1.8	-0.5	-1.1	0.9
Selected security services (partial).....	48	—	6.1	1.0	0.6	0.0	0.5	1.1
Cleaning and building maintenance services (partial).....	49	—	7.4	0.4	0.2	0.3	2.6	1.9
Waste collection and remediation services (partial).....	50	—	4.0	0.4	1.0	0.1	0.2	0.7
Health care services.....	51	—	2.8	0.3	0.3	0.1	0.1	0.9
Accommodation services.....	53	—	25.8	-4.1	0.2	0.1	3.1	5.7
Food and beverages for immediate consumption services (partial).....	54	—	8.3	0.1	-0.1	0.5	0.8	0.2
Repair and maintenance services (partial).....	55	—	3.7	0.4	0.3	0.2	0.3	0.5
Entertainment services (partial).....	56	—	4.2	0.0	1.4	1.5	-1.1	1.0
Wholesale trade services.....	57	—	11.6	-1.3	1.0	0.3	0.5	0.4
Retail trade services.....	58	—	14.7	1.5	0.7	0.6	1.3	0.1
Metal treatment services.....	59	—	8.1	0.5	2.7	0.8	1.1	-1.3

See footnotes at end of table.

Table 6. Producer price index percentage changes for selected aggregate commodity and service groupings, not seasonally adjusted — Continued
 [January 2022]

Title	Commodity code		Unadjusted 12-month percent change ¹	Unadjusted 1-month percent change ¹				
	Group code	Item code		Jan. 2021 to Jan. 2022 ^p	Aug. to Sept.	Sept. to Oct. ^p	Oct. to Nov. ^p	Nov. to Dec. ^p
Mining services.....	60	—	10.6	0.4	0.9	0.1	1.1	3.0
Contract work on textile products, apparel, and leather.....	61	—	4.5	0.3	0.3	0.9	0.2	1.3
Construction (partial).....	80	—	15.1	0.5	4.8	0.4	0.3	3.1

¹ All indexes are subject to revision for 4 months after their originally scheduled publication to incorporate late reports and corrections by survey respondents.

^p Preliminary

“—” Data not available.

NOTE: The term “(partial)” denotes incomplete coverage of the index category.

Table 7. Producer price index percentage changes for commodity and service groupings and individual items, not seasonally adjusted [January 2022]

Title	Commodity code		Unadjusted 12-month percent change ¹	Unadjusted 1-month percent change ¹				
	Group code	Item code		Jan. 2021 to Jan. 2022 ^P	Aug. to Sept.	Sept. to Oct. ^P	Oct. to Nov. ^P	Nov. to Dec. ^P
Goods								
All commodities.....	00	000000	19.3	1.0	2.0	1.2	-0.8	1.3
Industrial commodities.....	IND	THRU15	20.1	1.1	2.5	1.2	-1.2	1.3
Farm products, processed foods and feeds.....	PFF	PLUS02	15.1	0.2	-0.6	1.3	1.0	1.3
Farm products.....	01	—	20.5	-2.5	-0.3	4.4	3.6	1.0
Fruits & melons, fresh/dry vegs. & nuts.....	01	1	9.1	7.3	7.3	15.4	-8.7	0.0
Fresh fruits and melons.....	01	11	9.1	-0.3	0.1	20.1	-5.5	3.9
Citrus fruits.....	01	1101	1.1	2.4	4.0	-2.2	-7.5	6.8
Grapefruits.....	01	110101	32.4	-0.1	19.7	0.4	-3.2	-0.7
Lemons.....	01	110104	-9.7	-3.0	-2.3	-24.4	-0.7	0.0
Valencia oranges.....	01	110105	—	5.4	4.9	—	—	—
Navel oranges.....	01	110106	11.8	—	—	1.3	-9.1	3.0
Tangerines.....	01	110108	4.8	—	—	5.5	-10.4	23.2
Other fruits and berries.....	01	1102	6.6	-1.6	-2.2	26.6	-5.3	3.3
Plums and fresh prunes.....	01	110201	—	3.8	—	—	—	—
Nectarines.....	01	110202	—	-1.4	—	—	—	—
Avocados.....	01	110205	—	14.4	—	—	—	—
Kiwifruit.....	01	110206	15.9	—	—	—	-6.8	-1.5
Granny Smith apples.....	01	110208	11.1	—	—	-8.7	0.0	2.0
Golden delicious apples.....	01	110211	17.5	—	—	-4.1	-0.7	-2.0
Red delicious apples.....	01	110215	-0.3	0.0	4.0	-0.8	0.0	0.5
McIntosh apples.....	01	110216	13.3	—	-2.1	-2.2	0.6	0.0
Peaches.....	01	110219	—	-1.5	—	—	—	—
Gala apples.....	01	110220	13.2	1.8	-15.7	-4.6	1.8	10.7
Pears.....	01	110221	-5.4	-8.5	-3.1	-3.9	-1.0	-0.2
Strawberries.....	01	110222	2.7	-19.6	-5.2	115.6	-19.1	8.6
Raspberries.....	01	110224	—	-15.8	-6.3	—	—	—
Blackberries.....	01	110225	—	-43.7	22.2	—	—	—
Blueberries.....	01	110227	—	60.3	—	—	—	—
Grapes.....	01	110228	3.0	-4.4	-4.2	2.6	7.7	0.0
Table grapes.....	01	1102281	—	-11.4	-11.8	8.0	22.4	—
Wine grapes.....	01	1102283	-11.3	0.0	0.0	0.0	0.0	0.0
Juice grapes.....	01	1102284	4.4	0.0	0.0	0.0	0.0	0.0
Fuji apples.....	01	110229	-2.4	0.0	13.6	2.0	0.0	-0.8
Empire apples.....	01	110230	7.7	—	—	0.0	0.0	0.0
Melons.....	01	1103	—	4.0	12.3	55.0	—	—
Cantaloupes.....	01	110301	—	-5.6	21.8	55.0	—	—
Honeydews.....	01	110302	—	59.4	13.3	—	—	—
Watermelons.....	01	110303	—	-3.0	5.0	—	—	—
Fresh and dry vegetables.....	01	13	8.0	19.8	17.2	11.5	-14.6	-3.4
Dry vegetables.....	01	1301	75.3	15.2	5.7	-2.0	-1.5	-1.3
Dry beans.....	01	13011	48.3	13.7	3.6	-3.7	-1.0	-1.3
Dry pinto beans.....	01	130110	50.0	13.9	7.8	-5.0	-1.7	-2.8
Dry great northern beans.....	01	130111	—	0.0	0.0	0.0	0.0	—
Dry pink beans.....	01	130112	—	—	—	0.0	0.0	0.0
Dry pea beans.....	01	130113	42.4	17.5	-0.6	0.3	-0.3	0.0
Dry kidney beans.....	01	130114	33.1	7.5	-3.3	-4.3	1.1	2.9
Dry small red beans.....	01	130115	49.8	—	-3.1	2.5	0.0	-0.5
Dry garbanzo beans.....	01	130116	85.8	31.6	3.2	-10.2	-3.0	0.0
Dry black beans.....	01	130117	53.3	4.9	3.7	-1.2	0.4	-1.2
Dry peas and lentils.....	01	13012	120.8	17.0	8.3	0.0	-2.1	-1.3
Dry peas.....	01	130120	122.9	13.5	9.6	0.0	-1.8	-1.9
Dry lentils.....	01	130121	116.5	25.1	5.8	0.0	-2.8	0.0
Fresh vegetables, except potatoes.....	01	1302	-2.8	31.0	28.9	13.3	-20.5	-5.4
Cabbage.....	01	130211	-22.1	-9.9	50.9	-28.0	28.8	-0.5
Carrots.....	01	130212	2.9	11.6	-11.9	5.8	0.2	0.9
Celery.....	01	130213	-58.6	17.2	-0.1	57.8	-27.1	39.0
Sweet corn.....	01	130214	-63.2	3.9	90.1	22.9	1.7	-40.8
Lettuce.....	01	130215	32.7	62.8	27.4	64.8	-40.9	-19.2
Dry onions.....	01	130216	72.3	7.9	18.1	2.4	3.9	5.0
Tomatoes.....	01	130217	—	20.6	59.9	-34.8	-8.0	-12.3
Snap beans.....	01	130218	-42.6	42.9	-33.4	75.3	-44.2	31.7
Green peas.....	01	130219	—	51.4	20.4	-43.7	—	—

See footnotes at end of table.

Table 7. Producer price index percentage changes for commodity and service groupings and individual items, not seasonally adjusted — Continued
[January 2022]

Title	Commodity code		Unadjusted 12-month percent change ¹	Unadjusted 1-month percent change ¹				
	Group code	Item code		Jan. 2021 to Jan. 2022 ^P	Aug. to Sept.	Sept. to Oct. ^P	Oct. to Nov. ^P	Nov. to Dec. ^P
Broccoli.....	01	130222	-8.1	92.2	39.5	-41.9	32.2	-34.5
Cauliflower.....	01	130223	223.1	12.1	64.4	-41.6	-5.4	182.0
Spinach.....	01	130224	22.4	20.3	0.3	18.0	-33.7	56.8
Greens.....	01	130225	4.5	0.9	24.7	-4.4	-0.3	-6.9
Endive.....	01	130226	-42.6	0.9	0.0	0.0	4.3	0.5
Green peppers.....	01	130228	12.9	11.9	15.4	14.7	-23.6	59.8
Eggplant.....	01	130229	128.8	-	-22.3	75.7	-41.3	52.9
Squash.....	01	130231	69.9	-37.3	-6.8	-7.6	-37.2	188.8
Beets.....	01	130232	-9.3	-3.2	4.5	6.9	-16.8	16.4
Cucumbers.....	01	130234	-	2.9	-37.2	22.7	46.9	-
Artichokes.....	01	130235	-	22.8	-28.4	17.9	1.0	12.4
Pumpkins.....	01	130236	-	-	2.6	-	-	-
Sweet potatoes.....	01	1303	0.5	16.5	-6.7	-2.2	-0.9	-1.0
Sweet potatoes.....	01	130301	0.5	16.5	-6.7	-2.2	-0.9	-1.0
Potatoes.....	01	1306	36.8	-1.7	-6.1	11.1	0.8	1.5
Round white potatoes.....	01	130602	-18.5	-	-	-	0.0	0.0
Russet potatoes.....	01	130603	52.6	0.2	-5.8	11.5	0.7	1.3
Round red potatoes.....	01	130604	23.5	-23.3	2.3	2.4	4.6	5.7
Round yellow potatoes.....	01	130605	-5.2	-	-	22.6	0.0	2.1
Tree nuts.....	01	19	12.3	0.6	0.0	14.9	0.5	-1.5
Tree nuts.....	01	1901	12.3	0.6	0.0	14.9	0.5	-1.5
Pecans.....	01	190101	12.5	0.0	0.0	0.0	0.0	12.5
Almonds.....	01	190102	18.3	0.0	0.0	18.3	0.0	0.0
Filberts.....	01	190103	1.0	0.0	0.0	11.1	0.0	0.0
Walnuts.....	01	190104	11.0	0.0	0.0	11.0	14.3	0.0
Macadamias.....	01	190105	0.0	0.0	0.0	0.0	0.0	0.0
Pistachios.....	01	190106	-5.1	2.9	0.0	9.6	-4.5	-10.0
Grains.....	01	2	22.0	-11.4	-2.3	6.8	6.1	0.7
Wheat.....	01	21	38.9	-0.7	2.9	6.6	3.1	-3.2
Wheat.....	01	2101	38.9	-0.7	2.9	6.6	3.1	-3.2
Hard red winter wheat.....	01	210101	31.1	-3.0	3.6	8.8	4.3	-2.6
Hard red spring wheat.....	01	210102	56.3	-3.4	4.5	5.6	2.6	-8.5
Soft white wheat.....	01	210103	53.8	11.9	-3.2	1.0	2.1	-1.1
Soft red winter wheat.....	01	210104	14.0	-2.3	0.5	7.3	2.8	-0.1
Hard amber durum wheat.....	01	210105	154.7	9.3	13.1	4.2	0.0	1.0
Other grains.....	01	22	18.1	-14.7	-4.1	7.1	7.3	1.9
Barley.....	01	2201	78.2	16.3	4.3	8.3	7.5	-0.5
Barley.....	01	220101	78.2	16.3	4.3	8.3	7.5	-0.5
Corn.....	01	2202	17.7	-15.3	-4.4	7.0	7.3	2.0
Corn.....	01	220205	17.7	-15.3	-4.4	7.0	7.3	2.0
Oats.....	01	2203	99.2	17.0	10.6	19.3	4.2	-2.7
Oats.....	01	220311	99.2	17.0	10.6	19.3	4.2	-2.7
Rye.....	01	2204	-	0.0	0.0	0.0	-	-
Rye.....	01	220415	-	0.0	0.0	0.0	-	-
Sorghum.....	01	2205	-3.2	-10.1	0.6	6.9	7.0	1.7
Sorghum.....	01	220501	-3.2	-10.1	0.6	6.9	7.0	1.7
Rough rice.....	01	23	12.7	-1.4	0.4	1.6	1.8	0.3
Rough rice.....	01	2301	12.7	-1.4	0.4	1.6	1.8	0.3
Rough rice.....	01	230103	12.7	-1.4	0.4	1.6	1.8	0.3
Long grain rough rice.....	01	2301031	7.2	-1.5	0.8	0.8	0.8	0.0
Medium/short grain rough rice.....	01	2301032	27.4	-1.0	-0.5	3.5	4.3	1.0
Livestock.....	01	3	20.2	-4.5	-2.3	-0.8	2.2	-0.3
Slaughter cattle.....	01	31	22.8	0.0	-1.1	4.2	3.1	0.4
Slaughter steers and heifers.....	01	3101	24.7	1.4	-0.4	6.3	3.2	0.4
Slaughter steers and heifers.....	01	310199	24.6	1.4	-0.4	6.3	3.2	0.4
Slaughter cows and bulls.....	01	3102	13.6	-6.6	-4.4	-4.9	2.8	0.7
Slaughter cows and bulls.....	01	310299	13.6	-6.6	-4.4	-4.9	2.8	0.7
Slaughter vealers.....	01	3103	25.4	4.4	1.6	0.5	0.1	-0.2
Slaughter vealers.....	01	310399	25.3	4.4	1.6	0.5	0.1	-0.2
Slaughter hogs.....	01	32	8.9	-14.5	-4.5	-12.1	-6.0	-4.2
Slaughter barrows and gilts.....	01	3201	8.8	-14.8	-3.7	-12.7	-6.2	-3.2
Slaughter barrows and gilts.....	01	320199	8.8	-14.8	-3.8	-12.7	-6.2	-3.2
Slaughter sows.....	01	3202	13.2	-5.5	-23.7	7.0	-3.0	-28.0

See footnotes at end of table.

Table 7. Producer price index percentage changes for commodity and service groupings and individual items, not seasonally adjusted — Continued
[January 2022]

Title	Commodity code		Unadjusted 12-month percent change ¹	Unadjusted 1-month percent change ¹				
	Group code	Item code		Jan. 2021 to Jan. 2022 ^P	Aug. to Sept.	Sept. to Oct. ^P	Oct. to Nov. ^P	Nov. to Dec. ^P
Slaughter sows.....	01	320299	13.2	-5.5	-23.7	7.0	-3.0	-28.0
Slaughter lambs.....	01	33	35.6	-0.9	-5.6	14.1	8.6	7.9
Slaughter lambs.....	01	3301	35.6	-0.9	-5.6	14.1	8.6	7.9
Slaughter lambs.....	01	330199	35.6	-0.9	-5.6	14.1	8.6	7.9
Feeder and replacement cattle.....	01	34	—	—	-2.0	1.9	6.6	0.9
Feeder and replacement cattle.....	01	3401	—	—	-2.0	1.9	6.6	0.9
Feeder and replacement cattle.....	01	340199	—	—	-2.0	1.9	6.6	0.9
Slaughter poultry.....	01	4	63.3	2.4	-2.1	-1.5	18.8	7.5
Slaughter chickens.....	01	41	76.5	1.1	-2.3	-1.1	24.2	9.0
Broilers and other meat type chickens.....	01	4102	76.6	1.1	-2.3	-1.1	24.2	9.0
Slaughter chickens.....	01	410299	76.5	1.1	-2.3	-1.1	24.2	9.0
Slaughter turkeys.....	01	42	19.3	8.0	-1.5	-3.5	-1.7	0.1
Slaughter turkeys.....	01	4201	19.3	8.0	-1.5	-3.5	-1.7	0.1
Slaughter turkeys.....	01	420199	19.4	8.0	-1.5	-3.4	-1.7	0.1
Slaughter ducks.....	01	43	4.7	4.0	0.7	0.0	0.0	0.0
Slaughter ducks.....	01	4301	4.7	4.0	0.7	0.0	0.0	0.0
Slaughter ducks.....	01	430199	4.7	4.0	0.7	0.0	0.0	0.0
Raw cotton.....	01	5	48.6	2.6	13.8	12.9	-9.3	8.0
Raw cotton.....	01	51	48.6	2.6	13.8	12.9	-9.3	8.0
Raw cotton.....	01	5101	48.6	2.6	13.8	12.9	-9.3	8.0
Raw cotton.....	01	510101	48.6	2.6	13.8	12.9	-9.3	8.0
Upland cotton.....	01	5101011	43.3	2.7	13.4	12.0	-11.4	8.7
Pima cotton.....	01	5101012	170.4	0.0	22.5	29.9	24.0	0.0
Raw milk.....	01	6	12.6	4.0	7.1	5.6	4.8	-9.6
Raw milk.....	01	61	12.7	4.0	7.1	5.6	4.8	-9.6
Raw milk.....	01	6101	12.7	4.0	7.1	5.6	4.8	-9.6
Raw milk.....	01	610102	12.7	4.0	7.1	5.6	4.8	-9.6
Chicken eggs.....	01	7	60.7	21.9	-11.8	-4.5	42.5	-13.8
Chicken eggs.....	01	71	60.7	21.9	-11.8	-4.5	42.5	-13.8
Eggs for fresh use.....	01	7107	40.9	21.2	-12.1	-5.5	46.9	-17.6
Eggs, jumbo.....	01	710701	47.2	14.3	-6.8	-10.2	21.2	-2.0
Eggs, extra large.....	01	710702	35.7	21.9	-13.3	-9.8	43.5	-19.3
Eggs, large.....	01	710703	40.7	23.7	-14.7	-5.6	55.4	-20.1
Eggs, medium.....	01	710704	49.3	10.8	2.2	1.8	22.4	-5.9
Eggs, small.....	01	710705	18.6	-6.2	-2.6	0.0	0.0	4.1
Breaker stock and checks and undergrades.....	01	7108	131.6	23.8	-11.1	-1.9	32.5	-4.2
Breaker stock.....	01	710801	129.2	23.0	-10.9	-1.8	32.1	-4.1
Checks and undergrades.....	01	710802	153.9	30.5	-12.1	-3.6	35.6	-5.4
Hay, hayseeds, and oilseeds.....	01	8	4.9	-5.1	-5.3	0.4	3.1	9.3
Hay and hayseeds.....	01	81	44.9	6.5	-4.2	1.4	-0.4	8.4
Hay and hayseeds.....	01	8101	44.9	6.5	-4.2	1.4	-0.4	8.4
Alfalfa hay.....	01	810101	41.4	8.5	1.4	2.6	-1.6	5.9
All other hay.....	01	810102	49.5	4.3	-10.7	-0.3	1.3	11.7
Oilseeds.....	01	83	-0.5	-7.2	-5.5	0.2	3.8	9.5
Oilseeds.....	01	8301	-0.5	-7.2	-5.5	0.2	3.8	9.5
Peanuts.....	01	830111	23.1	-1.0	12.2	5.0	7.6	-3.5
Cottonseed.....	01	830121	7.4	-1.3	1.2	-5.2	-14.7	10.8
Soybeans.....	01	830131	-3.2	-8.0	-6.7	0.0	4.7	10.3
Flaxseed.....	01	830151	122.0	68.2	12.0	7.1	0.0	0.0
Sunflower.....	01	830161	64.1	6.2	1.6	1.1	-0.2	0.2
Canola.....	01	830171	63.1	-7.7	5.6	10.1	-2.0	5.8
Miscellaneous oil crops.....	01	830181	-3.3	0.1	0.8	0.7	-7.3	0.0
Processed foods and feeds.....	02	—	12.9	1.2	-0.7	0.0	-0.1	1.4
Cereal and bakery products.....	02	1	10.1	0.7	1.1	1.0	0.7	1.1
Bakery products.....	02	11	7.1	1.1	0.2	1.1	0.7	2.1
Bread (white, wheat, rye, etc.), including frozen.....	02	1102	6.3	0.8	0.4	0.4	1.2	0.6
Bread (white, wheat, rye, etc.), including frozen.....	02	110201	6.3	0.8	0.4	0.4	1.2	0.6
White pan bread.....	02	11020111	7.8	1.0	0.7	0.9	1.0	0.4
White hearth bread (French, Italian, etc.).....	02	11020112	6.3	2.0	0.2	0.3	2.3	0.1

See footnotes at end of table.

Table 7. Producer price index percentage changes for commodity and service groupings and individual items, not seasonally adjusted — Continued
 [January 2022]

Title	Commodity code		Unadjusted 12-month percent change ¹	Unadjusted 1-month percent change ¹				
	Group code	Item code		Jan. 2021 to Jan. 2022 ^P	Aug. to Sept.	Sept. to Oct. ^P	Oct. to Nov. ^P	Nov. to Dec. ^P
Dark wheat breads (whole wheat, cracked wheat, multigrain, etc.)....	02	11020113	5.9	1.7	-1.0	0.3	1.3	1.1
Other variety breads (rye, unleavened, raisin, potato, self-rising, salt-free, canned, etc.).....	02	11020114	3.5	-1.2	1.2	-0.5	0.7	0.8
Rolls (bread-type), muffins, bagels, and croissants.....	02	1105	6.0	2.9	0.6	1.8	0.7	-0.4
Rolls (bread-type), muffins, bagels, and croissants.....	02	110505	5.9	2.9	0.6	1.8	0.7	-0.4
Rolls, hamburger and wiener.....	02	11050501	6.8	2.9	0.9	3.2	1.7	0.7
All other rolls, bread-type (incl. muffins, bagels, and croissants).....	02	11050502	5.1	2.9	0.2	0.3	-0.2	-1.6
Other sweet goods, excluding frozen.....	02	1107	7.3	0.4	-0.7	1.5	-0.2	4.3
Other sweet goods, excluding frozen.....	02	110703	7.3	0.4	-0.7	1.5	-0.2	4.3
Soft cakes, excluding frozen.....	02	1108	15.7	1.2	-1.0	2.2	1.0	8.4
Soft cakes, excluding frozen.....	02	110803	15.7	1.2	-1.0	2.2	1.0	8.4
Pies (fruit, cream, and custard), excluding frozen.....	02	1109	0.6	1.0	-1.0	4.1	-2.0	-1.0
Pies (fruit, cream, and custard), excluding frozen.....	02	110903	0.6	1.0	-1.0	4.1	-2.0	-1.0
Cookies, crackers, and related products.....	02	1121	5.7	0.3	0.0	0.0	0.0	4.0
Cookies, wafers, and ice cream cones and cups (excluding frozen).....	02	112103	10.0	0.5	0.0	0.0	0.0	7.1
Crackers, biscuits, and related products.....	02	112104	0.1	0.0	0.0	0.0	0.0	0.0
Crackers, biscuits, and related products.....	02	1121042	0.1	0.0	0.0	0.0	0.0	0.0
Retail bakery products.....	02	1130	11.0	0.7	0.7	3.3	1.6	1.4
Retail bakery products.....	02	113001	11.0	0.7	0.7	3.3	1.6	1.4
Flour and flour base mixes and doughs.....	02	12	16.9	0.3	2.4	1.6	0.2	-0.5
Wheat flour.....	02	1203	25.1	0.0	4.0	2.0	-0.3	-1.7
Wheat flour.....	02	120301	25.2	0.0	4.0	2.0	-0.3	-1.7
Flour base mixes and doughs.....	02	1204	8.8	0.7	0.5	1.1	0.8	0.9
Flour base mixes and doughs.....	02	120401	8.8	0.7	0.5	1.1	0.8	0.9
Prepared flour mixes, including refrigerated and frozen doughs and batters, made in flour mills.....	02	1204011	10.0	3.2	0.3	0.1	0.1	1.1
Flour mixes, excluding cake mixes, made from purchased flour.....	02	1204013	9.1	0.1	0.6	1.4	0.9	0.9
Milled rice and byproducts.....	02	13	7.6	1.3	0.9	0.7	0.2	0.4
Head rice.....	02	1301	7.9	1.6	1.0	0.7	0.3	0.4
Head rice.....	02	130106	7.9	1.6	1.0	0.7	0.3	0.4
Head rice not packaged with other ingredients.....	02	1301066	8.2	1.7	1.0	0.7	0.2	0.4
Milled rice (incl second heads, screenings, brewers, bran, sharps, rice flour, and byproducts).....	02	1302	6.1	-0.4	0.3	1.1	0.0	0.0
Milled rice (incl second heads, screenings, brewers, bran, sharps, rice flour, and byproducts).....	02	130201	6.1	-0.4	0.3	1.1	0.0	0.0
Cereal and pasta products.....	02	14	10.8	0.0	1.8	0.0	1.2	0.8
Dry macaroni, spaghetti, and egg noodle products, made from purchased flour.....	02	1402	16.2	0.5	0.5	1.9	5.3	3.0
Dry macaroni, spaghetti, and egg noodle products, made from purchased flour.....	02	140203	16.2	0.5	0.5	1.9	5.3	3.0
Dry macaroni, spaghetti, and egg noodle products, made from purchased flour.....	02	14020303	16.3	0.5	0.5	1.9	5.3	3.0
Cereal and mill products, other than flour.....	02	1409	9.7	-0.1	2.1	-0.3	0.4	0.3
Manufactured starch, made by wet milling.....	02	140907	20.1	1.1	5.0	-3.5	0.3	0.1
Wheat mill products, corn mill products, and other grain mill products except flour.....	02	140908	23.0	-0.6	5.0	0.8	1.0	1.0
Wheat mill products, except flour.....	02	1409081	14.6	0.5	7.0	-1.2	1.2	-2.8
Corn mill products.....	02	1409082	17.3	-1.6	2.3	1.4	-0.5	2.0
Other grain mill products.....	02	1409083	44.5	0.9	9.7	1.0	3.9	1.2
Breakfast cereal.....	02	140909	3.0	-0.2	0.3	0.0	0.1	0.0
Meats, poultry, and fish.....	02	2	23.4	2.8	-4.5	-1.4	-1.7	0.0
Meats.....	02	21	24.2	3.3	-7.5	-1.2	-4.1	0.8
Beef and veal products, fresh or frozen.....	02	2101	43.9	7.3	-12.9	0.8	-6.6	4.9
Beef, fresh/frozen variety meats, not canned or made into sausage, made in slaughtering plants.....	02	210126	25.5	7.1	1.4	-0.2	-8.4	3.0
Beef, fresh/frozen whole/half carcass, not canned or made into sausage, misp.....	02	210131	23.4	-5.2	-11.9	2.1	-7.6	11.9
Beef, fresh/frozen, primal and subprimal cuts, made in slaughtering plants.....	02	210133	46.5	8.2	-13.7	0.7	-6.6	4.7
Lamb/mutton, fresh or frozen, not canned or made into sausage, made in slaughtering plants.....	02	2103	14.2	2.2	1.2	-1.1	-1.7	-1.0
Lamb/mutton, fresh or frozen, not canned or made into sausage, made in slaughtering plants.....	02	210321	14.2	2.2	1.2	-1.1	-1.7	-1.0
Pork products, fresh, frozen, or processed, except sausage.....	02	2104	3.3	-2.3	-3.7	-4.5	-2.6	-4.3
Pork, fresh/frozen, unprocessed, all cuts, except sausage, made in slaughtering plants.....	02	210444	-1.4	-4.4	-6.5	-6.2	-3.6	-6.4
Pork, processed or cured, not canned or made into sausage.....	02	210447	8.9	0.4	-0.1	-2.5	-1.5	-2.0

See footnotes at end of table.

Table 7. Producer price index percentage changes for commodity and service groupings and individual items, not seasonally adjusted — Continued
 [January 2022]

Title	Commodity code		Unadjusted 12-month percent change ¹	Unadjusted 1-month percent change ¹				
	Group code	Item code		Jan. 2021 to Jan. 2022 ^P	Aug. to Sept.	Sept. to Oct. ^P	Oct. to Nov. ^P	Nov. to Dec. ^P
Pork, processed or cured, not canned or made into sausage, made in slaughtering plants.....	02	2104471	4.0	0.7	-0.1	-1.4	-0.6	-0.2
Pork, processed or cured, not canned or made into sausage, mfpc. . .	02	2104472	10.3	0.3	-0.1	-2.8	-1.8	-2.5
Pork, sweet-pickled, dry-cured, or dry salt, not canned or made into sausage, mfpc.....	02	21044721	17.7	0.7	0.3	-0.4	-0.1	0.9
Smoked hams and picnics, excluding canned, made from purchased carcasses.....	02	21044722	8.7	1.5	0.2	-0.4	1.5	2.1
Smoked slab bacon, made from purchased carcasses.....	02	21044723	39.7	4.2	0.1	-0.8	-1.9	0.3
Smoked sliced bacon, made from purchased carcasses.....	02	21044724	10.6	-0.8	1.2	-6.5	-5.0	-8.6
Other smoked pork, not canned or made into sausage, made from purchased carcasses.....	02	21044725	20.0	-5.5	7.7	-0.3	1.6	-1.6
Boiled ham, barbecue pork, and other cooked pork, excluding canned meats and sausage, mfpc.....	02	21044726	-5.1	0.0	-8.4	1.6	-1.0	1.5
Other meats, fresh, frozen, or canned.....	02	2105	16.0	1.5	-0.8	-1.6	-1.1	-1.6
Fresh/processed sausage, deli & cooked meats, etc.....	02	210503	12.8	0.0	-0.4	-0.9	-2.6	-1.5
Fresh and processed sausage, deli, and cooked meats, made in slaughtering plants.....	02	2105031	10.4	-1.8	1.3	-0.5	-4.3	-2.5
Fresh and processed sausage, deli, and cooked meats, mfpc.....	02	2105032	13.6	0.6	-1.0	-1.1	-2.0	-1.2
Fresh sausage (pork sausage, breakfast links, etc.), excluding canned, mfpc.....	02	21050321	12.6	-1.4	-5.6	-3.2	-0.3	-3.7
Dry or semidry sausage (salami, cervelat, pepperoni, summer sausage, pork roll, etc), mfpc.....	02	21050322	20.6	6.0	1.9	-1.8	-2.5	-1.4
Frankfurters, including wieners, excluding canned, made from purchased carcasses.....	02	21050323	9.1	-2.2	-2.2	0.6	-2.2	1.0
Other sausage (smoked or cooked) & jellied goods & similar preparations, excluding canned, mfpc.....	02	21050324	7.7	-3.0	1.3	1.8	-3.3	0.7
Boxed meat (beef, pork, lamb, etc.), made from purchased carcasses...	02	210504	13.0	3.4	3.0	-3.7	-0.5	-5.9
Canned meats, excluding dog, cat, and baby food.....	02	210579	9.3	2.3	0.9	-2.3	1.1	0.6
Canned meats, excluding dog, cat, and baby food, mfpc.....	02	2105792	8.9	2.4	1.3	-2.7	1.2	0.6
Frozen ground meat patties and other processed, frozen, or cooked meats, mfpc.....	02	210586	22.3	2.0	-3.1	-1.3	-0.2	-0.2
Processed poultry.....	02	22	26.6	2.8	-1.1	-2.9	2.7	3.1
Young chickens, including bulk, chilled, frozen, whole, and in parts.....	02	2203	27.5	3.5	-2.8	-2.9	1.8	1.3
Young chickens, including bulk, chilled, frozen, whole, and in parts.....	02	220333	27.5	3.5	-2.8	-2.9	1.8	1.3
Turkeys, including frozen, whole, and in parts.....	02	2206	48.5	1.6	0.0	1.7	1.2	2.3
Turkeys, including frozen, whole, and in parts.....	02	220611	48.5	1.6	0.0	1.7	1.2	2.3
Canned, cooked, smoked or prepared poultry.....	02	2208	19.0	2.4	1.5	-4.9	5.2	6.5
Canned, cooked, smoked or prepared poultry.....	02	220811	18.9	2.4	1.5	-4.9	5.2	6.5
Chicken hens and other poultry/small game.....	02	2209	23.7	0.8	0.2	0.9	-0.1	1.8
Other poultry/small game (duck, goose, rabbit, etc.).....	02	220911	68.1	1.8	0.4	1.3	-0.3	1.8
Unprocessed and prepared seafood.....	02	23	9.5	-0.7	7.4	1.0	1.0	-13.2
Unprocessed finfish.....	02	2301	-16.9	-7.5	25.0	0.3	3.8	-47.4
Haddock.....	02	230101	-11.5	-1.2	-13.4	25.3	6.1	-23.4
Halibut.....	02	230102	18.7	20.8	9.8	10.0	25.3	3.2
Flounder.....	02	230131	-3.6	-20.2	-10.3	69.7	4.0	-6.1
Cod.....	02	230132	-15.8	-1.0	2.5	11.4	3.4	-1.9
Pollock.....	02	230133	55.8	-2.7	24.9	-21.0	8.1	-26.1
Tuna.....	02	230136	9.5	-24.7	6.9	5.2	-12.0	10.5
Other finfish.....	02	230199	-20.5	-9.2	32.3	4.4	1.4	-70.1
Canned seafood (including soups, stews, and chowders).....	02	2304	5.5	1.0	0.2	3.4	0.0	0.0
Canned seafood (including soups, stews, and chowders).....	02	230429	5.5	1.0	0.2	3.4	0.0	0.0
Unprocessed shellfish.....	02	2305	34.2	4.8	-2.1	3.1	-1.9	5.3
Shrimp.....	02	230501	26.0	-2.3	-2.1	-1.2	0.8	0.3
Crabs.....	02	230502	-	12.5	-15.0	-	-	-
Lobsters.....	02	230503	22.0	0.9	8.4	-1.6	-9.9	3.7
Clams.....	02	230504	23.5	1.3	3.2	1.2	6.4	1.2
Oysters.....	02	230505	9.0	3.5	-1.2	0.0	0.0	-0.4
Sea scallops.....	02	230506	58.6	3.1	8.1	14.2	3.0	12.5
Mussels.....	02	230507	3.2	0.0	0.0	3.1	0.0	0.0
Prepared fresh and frozen seafood.....	02	2306	14.3	0.8	3.1	0.1	0.6	0.2
Prepared fresh fish/seafood, inc. surimi/surimi-based products.....	02	230601	11.9	0.8	2.9	1.0	0.7	0.9
Prepared frozen fish.....	02	230602	9.9	0.6	1.0	0.5	0.1	3.1
Prepared frozen shellfish.....	02	230603	26.1	0.7	6.8	-0.9	1.2	-3.5
Other prepared fresh and frozen seafood.....	02	230604	5.7	1.6	0.0	0.2	0.7	-0.4
Dairy products.....	02	3	12.3	0.5	1.2	1.1	2.2	2.9
Fluid milk products.....	02	31	13.9	-0.2	0.9	2.4	2.6	1.6
Packaged fluid milk and related products.....	02	3103	13.4	-0.3	0.9	2.7	2.5	1.5

See footnotes at end of table.

Table 7. Producer price index percentage changes for commodity and service groupings and individual items, not seasonally adjusted — Continued
 [January 2022]

Title	Commodity code		Unadjusted 12-month percent change ¹	Unadjusted 1-month percent change ¹				
	Group code	Item code		Jan. 2021 to Jan. 2022 ^P	Aug. to Sept.	Sept. to Oct. ^P	Oct. to Nov. ^P	Nov. to Dec. ^P
Fluid whole milk.....	02	310301	13.3	-0.4	1.2	2.7	2.8	1.4
Reduced fat and lowfat milk (1/2-2).....	02	310302	12.8	-0.1	0.9	3.3	2.2	0.9
Fat free or skim milk.....	02	310303	10.2	-0.1	0.7	3.1	1.6	0.4
Other fluid milk related products, packaged, incl. cartons, bottles, cans, and dispenser cans.....	02	310304	17.6	-0.8	0.3	1.2	3.2	3.9
Cottage cheese.....	02	3104	12.0	0.1	1.3	2.2	2.2	1.6
Cottage cheese.....	02	310401	12.0	0.1	1.3	2.2	2.2	1.6
Other milk products.....	02	3105	4.2	0.1	0.5	0.6	0.9	0.5
Other milk products.....	02	310501	4.2	0.1	0.5	0.6	0.9	0.5
Yogurt, excluding frozen.....	02	3105011	1.3	0.0	0.4	0.2	0.2	0.2
Other packaged milk products.....	02	3105012	11.7	0.2	0.7	1.5	2.6	1.3
Bulk fluid milk and cream.....	02	3106	29.7	0.0	1.6	3.5	5.3	3.4
Bulk fluid milk and cream.....	02	310601	29.7	0.0	1.6	3.5	5.3	3.4
Butter.....	02	32	74.4	6.3	-2.1	11.5	5.2	18.9
Butter.....	02	3201	74.4	6.3	-2.1	11.5	5.2	18.9
Butter.....	02	320114	74.4	6.3	-2.1	11.5	5.2	18.9
Natural, processed, and imitation cheese.....	02	33	4.1	0.7	2.3	-1.1	2.2	2.2
Natural cheese, except cottage cheese.....	02	3302	3.9	0.3	1.5	-1.0	2.0	2.5
Natural cheese, except cottage cheese.....	02	330212	3.9	0.3	1.5	-1.0	2.0	2.4
Natural cheese, except lowfat, shipped in consumer packages or containers (3 lbs or less).....	02	3302121	2.6	0.0	-0.1	0.0	0.1	0.8
Natural cheese, except lowfat, shipped in packages or containers (more than 3 lbs) or in bulk.....	02	3302122	4.8	0.6	2.7	-1.7	3.5	4.0
Lowfat natural cheese, except cottage cheese, shipped in consumer packages (3 lbs. or less).....	02	3302123	0.2	-0.1	0.1	0.0	0.3	0.1
Lowfat natural cheese, except cottage cheese, shipped in packages (more than 3 lbs.) or in bulk.....	02	3302124	8.6	-0.3	3.7	-2.3	5.6	2.6
Processed cheese and related products.....	02	3303	4.2	2.5	6.1	-1.6	2.9	1.3
Process cheese and related products.....	02	330312	4.2	2.5	6.1	-1.6	2.9	1.3
Process cheese, shipped in consumer packages or containers (3 lbs. or less).....	02	3303121	2.3	2.3	4.9	-2.3	1.5	2.2
All other process cheese and related products.....	02	3303122	5.7	2.7	7.2	-1.1	4.0	0.6
Process cheese shipped in packages or containers (more than 3 lbs.) or in bulk.....	02	33031221	-1.6	-4.6	0.5	4.3	4.5	-2.4
Cheese food, spread, and other related products.....	02	33031225	14.8	12.4	14.8	-6.5	3.5	4.1
Cheese substitutes and imitations.....	02	3304	-0.1	1.6	0.0	0.0	0.0	0.1
Cheese substitutes and imitations.....	02	330401	-0.1	1.6	0.0	0.0	0.0	0.1
Raw liquid whey.....	02	3307	44.1	-2.1	2.1	1.6	4.1	2.9
Raw liquid whey.....	02	330701	44.1	-2.1	2.1	1.6	4.1	2.9
Ice cream and frozen desserts.....	02	34	6.4	1.5	0.4	0.7	0.1	1.6
Ice cream and frozen desserts.....	02	3402	6.4	1.5	0.4	0.7	0.1	1.6
Ice Cream and frozen desserts.....	02	340201	6.4	1.5	0.4	0.7	0.1	1.6
Ice cream, excl. lowfat and nonfat (incl. custards), shipped in bulk (containers 3 gal or more).....	02	3402011	12.5	0.5	-0.8	1.3	-0.1	5.0
Ice cream, incl. custards (excl. lowfat and nonfat) shipped in sizes less than 3 gallons.....	02	3402012	6.6	1.8	0.4	0.3	0.0	1.1
Ice cream, including custards (excluding lowfat and nonfat), novelty forms.....	02	3402013	4.9	2.2	-0.7	0.2	0.4	2.9
Ice cream, including custards, lowfat and nonfat.....	02	3402014	0.9	0.5	0.3	0.5	0.0	0.1
Other frozen desserts (yogurt, sherbet, water ices, mellorine, frozen pudding, gelato, etc.).....	02	3402015	8.7	0.8	2.2	2.2	0.0	0.6
Dry, condensed, and evaporated milk products.....	02	35	20.1	-0.2	0.7	1.4	1.3	3.6
Dry milk products, including feed grade.....	02	3502	18.8	-0.4	0.8	1.2	1.4	-0.1
Dry milk products, including feed grade.....	02	350201	18.8	-0.4	0.8	1.2	1.4	-0.1
Liquid milk products.....	02	3503	21.4	0.5	0.5	1.6	1.0	11.9
Consumer-type canned milk products.....	02	350301	15.7	0.1	0.0	1.1	0.3	13.6
Bulk liquid milk products, including feed grade.....	02	350303	59.1	2.3	2.9	3.9	4.6	4.4
Ice cream mixes and related products.....	02	3505	26.9	-0.7	1.3	1.9	2.0	3.1
Ice cream mixes and related products.....	02	350502	26.9	-0.7	1.3	1.9	2.0	3.1
Processed fruits and vegetables.....	02	4	5.2	1.0	0.9	-0.1	0.6	1.0
Canned fruits and juices.....	02	41	5.8	1.0	0.8	-0.4	0.5	2.1
Canned fruits, excluding baby foods.....	02	4101	6.7	0.9	1.0	-0.4	0.5	0.4
Canned fruits, excluding baby foods.....	02	410105	6.7	0.9	1.0	-0.4	0.5	0.4
Canned and fresh fruit juices, nectars, and concentrates.....	02	4102	5.5	1.0	0.7	-0.4	0.5	3.0
Canned and fresh fruit juices, nectars, and concentrates.....	02	410239	5.4	1.0	0.7	-0.4	0.5	3.0
Frozen fruits, juices and ades.....	02	42	19.1	1.3	3.4	1.0	0.3	0.1

See footnotes at end of table.

Table 7. Producer price index percentage changes for commodity and service groupings and individual items, not seasonally adjusted — Continued
[January 2022]

Title	Commodity code		Unadjusted 12-month percent change ¹	Unadjusted 1-month percent change ¹				
	Group code	Item code		Jan. 2021 to Jan. 2022 ^P	Aug. to Sept.	Sept. to Oct. ^P	Oct. to Nov. ^P	Nov. to Dec. ^P
Frozen fruits.....	02	4202	25.4	2.5	6.2	0.8	-0.1	0.1
Frozen fruits.....	02	420209	25.4	2.5	6.2	0.8	-0.1	0.1
Canned vegetables and juices.....	02	44	6.4	1.5	1.7	-0.1	1.1	0.9
Canned vegetables and juices.....	02	4401	6.4	1.5	1.7	-0.1	1.1	0.9
Canned vegetables.....	02	440102	5.8	1.9	-0.2	0.5	0.5	0.4
Canned catsup and other tomato based sauces.....	02	440127	7.0	1.7	2.0	-0.3	1.4	1.5
Frozen vegetables.....	02	45	3.2	0.8	0.3	0.4	0.2	1.3
Frozen potato products (French-fried, patties, puffs, etc.).....	02	4502	0.0	0.6	0.4	0.3	-0.2	0.7
Frozen potato products (French-fried, patties, puffs, etc.).....	02	450202	0.0	0.6	0.4	0.3	-0.2	0.7
Frozen vegetables, other than potato products.....	02	4505	7.6	1.1	0.1	0.5	0.8	2.0
Frozen vegetables, other than potato products.....	02	450509	7.6	1.1	0.1	0.5	0.8	2.0
Dried and dehydrated food.....	02	48	-0.4	0.5	-0.5	-0.7	0.5	-0.9
Dried and dehydrated food.....	02	4801	-0.4	0.5	-0.5	-0.7	0.5	-0.9
Dried and dehydrated food.....	02	480101	-0.4	0.5	-0.5	-0.7	0.5	-0.9
Dried and dehydrated fruits and vegetables incl. freeze-dried.....	02	48010102	-0.2	0.7	-0.8	-1.2	0.7	-0.9
Sugar and confectionery.....	02	5	7.2	1.4	0.7	-0.5	0.4	1.6
Raw cane sugar and sugar cane mill products and byproducts.....	02	52	6.1	-0.1	5.0	0.7	1.5	-3.1
Raw cane sugar and sugarcane mill products and byproducts.....	02	5201	6.1	-0.1	5.0	0.7	1.5	-3.1
Raw cane sugar and sugarcane mill products and byproducts.....	02	520106	6.1	-0.1	5.0	0.7	1.5	-3.1
Refined sugar products and byproducts.....	02	53	3.4	0.3	0.3	0.3	1.3	-0.5
Refined sugar products and byproducts.....	02	5307	3.3	0.3	0.3	0.3	1.3	-0.5
Refined granulated cane sugar and byproducts.....	02	530701	4.0	0.2	-0.1	0.9	0.8	-1.1
Beet sugar.....	02	530702	2.8	0.4	0.6	-0.3	1.8	-0.1
Confectionery materials.....	02	54	8.9	4.8	0.4	-6.0	0.7	2.5
Confectionery materials.....	02	5401	8.9	4.8	0.4	-6.0	0.7	2.5
Other chocolate and cocoa products, made from cacao beans.....	02	540105	10.3	0.6	-1.8	2.4	-2.0	7.3
Corn sweeteners, made by wet milling.....	02	540107	7.0	6.5	-0.3	-9.0	1.6	0.9
Confectionery end products.....	02	55	7.6	0.8	0.6	1.1	0.1	2.2
Candy and nuts.....	02	5503	7.6	0.8	0.6	0.8	0.1	2.2
Chocolate and chocolate-type confectionery products.....	02	550301	7.3	0.4	1.2	0.7	0.3	2.4
Chocolate/chocolate-type confectionery prods, cacao beans.....	02	5503011	9.0	0.3	0.0	0.0	0.0	0.0
Chocolate/confectionery products, made from purchased chocolate, not retailed.....	02	5503012	7.1	0.0	1.6	0.8	0.4	3.0
Chocolate/confectionery products, made from purchased chocolate, retailed.....	02	5503013	-	6.0	-0.4	0.0	0.0	0.0
Nonchocolate-type confectionery products.....	02	550302	6.2	1.2	0.7	1.1	0.4	1.1
Nonchocolate-type confectioneries, made and packaged for shipment.....	02	5503021	6.3	1.2	0.7	1.1	0.4	1.1
Nuts and seeds (salted, roasted, cooked or blanched).....	02	550304	9.3	1.1	-0.4	0.7	-0.5	3.0
Nuts (salted, roasted, cooked, or blanched), sold in bulk.....	02	5503041	16.6	3.1	-1.1	1.6	-1.7	4.4
Canned nuts (salted, roasted, cooked, or blanched).....	02	5503042	2.5	0.0	0.0	0.3	0.0	0.3
All other packaged nuts, including all types of seeds (salted, roasted, cooked, or blanched).....	02	5503043	7.5	0.0	0.0	0.1	0.2	3.5
Other confectionery-type products.....	02	550305	4.2	0.1	0.5	0.6	1.5	0.0
Beverages and beverage materials.....	02	6	5.5	1.2	0.9	0.3	0.3	1.6
Alcoholic beverages.....	02	61	1.5	-0.2	0.8	0.1	0.1	0.2
Malt beverages.....	02	6101	1.2	-0.8	0.6	0.2	-0.2	0.6
Bottled beer and ale.....	02	610101	1.9	0.0	-0.1	0.0	-0.1	0.2
Canned beer and ale.....	02	610103	0.6	-1.5	1.3	0.4	-0.2	1.0
Beer and ale in barrels and kegs.....	02	610105	1.1	0.1	0.0	-0.1	0.0	0.0
All other malt beverages and brewing products.....	02	610108	3.6	-0.2	0.1	0.1	-0.1	1.5
Distilled and bottled liquor, excluding brandy.....	02	6102	0.7	-0.3	0.0	0.3	1.0	-0.6
Distilled liquor, excluding brandy.....	02	610202	0.1	-0.7	0.1	0.6	1.9	-1.5
Distilled whiskey, all other distilled liquor, excluding brandy.....	02	6102022	2.3	0.3	0.0	-0.2	0.0	0.0
Distillers' dried grains (dark and light) and dried solubles.....	02	6102023	-1.6	-1.5	0.2	1.1	3.4	-2.6
Bottled liquor, excluding brandy.....	02	610204	1.1	0.0	0.0	0.0	0.2	0.1
Bottled whiskey.....	02	6102041	0.7	0.0	0.0	0.0	0.5	0.1
Bottled gin, vodka, rum, cordials, cocktails, and similar compounds.....	02	6102042	1.7	0.0	0.0	0.0	0.0	0.0
Wines, brandy, and brandy spirits.....	02	6104	2.9	1.0	1.6	-0.2	0.0	0.1
Wines, brandy, and brandy spirits.....	02	610441	2.9	1.0	1.6	-0.2	0.0	0.1
Wines, white, red & rose grape, and other fruit, 14 percent or less alcohol.....	02	6104411	2.5	0.3	2.3	0.0	0.0	0.1
Wines, white grape, 14 percent or less alcohol content.....	02	61044111	4.8	0.0	5.2	-0.2	0.1	0.0

See footnotes at end of table.

Table 7. Producer price index percentage changes for commodity and service groupings and individual items, not seasonally adjusted — Continued
 [January 2022]

Title	Commodity code		Unadjusted 12-month percent change ¹	Unadjusted 1-month percent change ¹				
	Group code	Item code		Jan. 2021 to Jan. 2022 ²	Aug. to Sept.	Sept. to Oct. ^P	Oct. to Nov. ^P	Nov. to Dec. ^P
Wines, red grape, 14 percent or less alcohol content	02	61044112	0.8	0.6	0.0	0.1	-0.2	0.2
Wines, rose grape & other fruits & berries, 14 percent or less alcohol	02	61044113	-	0.3	0.0	0.0	0.0	-
Wines, dessert, effervescent, and wine coolers	02	6104412	-	0.0	0.0	-2.8	0.0	-
Wines, effervescent, including sparkling (carbonated), wine coolers	02	61044122	-	0.0	0.0	-3.5	0.0	-
Other wines, brandy, and brandy spirits	02	6104413	5.3	3.8	0.0	0.0	0.0	0.0
Soft drinks	02	62	9.9	3.1	1.2	0.3	0.4	3.3
Soft drinks, non-carbonated and bottled water	02	6206	7.3	4.0	1.7	0.3	0.6	2.4
Bottled water, non-carb, processed or pasteurized	02	620608	8.0	0.2	2.9	0.3	1.0	1.3
Soft drinks, non-carbonated	02	620609	7.0	5.7	1.2	0.2	0.4	3.0
Soft drinks, non-carbonated, all other types	02	6206093	7.1	1.0	0.5	1.1	0.2	3.8
Soft drinks, non-carbonated, fruit drinks, cocktails, ades	02	6206094	6.8	10.7	1.8	-0.6	0.6	2.2
Soft drinks, bottle/can, carbonated, all types	02	6210	12.0	2.5	0.8	0.3	0.2	4.0
Soft drinks, bottle/can, carbonated, all types	02	621001	12.0	2.5	0.8	0.3	0.2	4.0
Packaged beverage materials	02	63	3.6	0.3	0.2	0.4	0.2	1.1
Coffee (whole bean, ground, & instant)	02	6301	3.9	0.4	0.2	0.4	0.2	1.2
Coffee, concentrated, including coffee substitutes	02	630103	0.8	0.8	0.0	0.0	0.0	0.0
Roasted coffee	02	630104	4.1	0.4	0.3	0.5	0.2	1.3
Tea in consumer packages, exc. canned ice tea	02	6303	1.7	-0.1	0.0	0.0	0.1	0.0
Tea in consumer packages, exc. canned ice tea	02	630313	1.7	-0.1	0.0	0.0	0.1	0.0
Other beverage materials	02	64	12.9	0.0	1.9	1.8	0.4	2.5
Other beverage materials	02	6401	12.9	0.0	1.9	1.8	0.4	2.5
Malt and malt byproducts	02	640101	3.6	0.0	0.0	0.1	-0.2	0.5
Liquid beverage bases, excluding use by soft drink bottlers	02	640109	14.2	0.0	0.0	9.9	2.5	2.1
Fats and oils	02	7	41.9	0.3	2.5	1.8	-2.4	3.8
Shortening, cooking oil, and margarine	02	78	36.4	-0.7	4.2	0.9	-4.2	4.7
Shortening, cooking oil, and margarine	02	7801	36.4	-0.7	4.2	0.9	-4.2	4.7
Margarine, butter blends, and butter substitutes	02	780109	4.9	0.2	1.5	1.2	-0.8	1.0
Shortening and cooking oils	02	780115	40.6	-0.8	4.5	0.9	-4.5	5.0
Other oilseed processing	02	7A	54.1	0.1	-1.3	5.7	4.2	1.1
Other oilseed processing	02	7A01	54.1	0.1	-1.3	5.7	4.2	1.1
Cotton linters	02	7A0104	65.6	8.2	1.6	1.8	17.8	3.1
Cottonseed cake, meal, hulls, and other byproducts	02	7A0105	11.2	-0.6	2.3	2.4	3.4	1.0
Cottonseed cake and meal	02	7A01051	4.6	-1.6	3.3	3.4	4.6	1.5
Other crude and refined vegetable oils and other vegetable mill products	02	7A0106	60.9	0.0	-2.1	7.0	4.2	1.3
Other crude vegetable oils, including linseed, peanut, sunflower, safflower, etc.	02	7A01061	86.8	0.9	-2.6	9.5	5.3	0.7
Other vegetable oil mill products, including all oil seed cake and meal	02	7A01063	-3.1	-1.0	-0.8	-0.9	-0.6	-0.5
Corn oil, crude and refined	02	7B	72.4	9.9	-8.8	6.1	3.7	2.5
Corn oil, made by wet milling	02	7B01	72.4	9.9	-8.8	6.1	3.7	2.5
Corn oil, made by wet milling	02	7B0101	72.4	9.9	-8.8	6.1	3.7	2.5
Miscellaneous processed foods	02	8	6.4	0.4	1.0	0.8	0.2	1.2
Canned jams, jellies, and preserves	02	81	9.7	0.0	0.1	8.8	0.0	-0.1
Canned jams, jellies, and preserves	02	8101	9.7	0.0	0.1	8.8	0.0	-0.1
Canned jams, jellies, and preserves	02	810102	9.7	0.0	0.1	8.8	0.0	-0.1
Pickles and other pickled products, including horseradish	02	82	12.6	0.0	0.1	0.0	7.5	0.2
Pickles and other pickled products	02	8201	12.6	0.0	0.1	0.0	7.5	0.2
Pickles and other pickled products, including horseradish	02	820106	12.5	0.0	0.1	0.0	7.5	0.2
Processed eggs, liquid, dried, or frozen	02	83	18.7	3.8	0.5	3.0	0.6	3.9
Processed eggs (dried, frozen, or liquid)	02	8301	18.7	3.8	0.5	3.0	0.6	3.9
Processed eggs (dried, frozen, liquid, whole, etc.)	02	830111	18.8	3.8	0.5	3.0	0.6	3.9
Specialty canning	02	84	8.0	0.4	0.2	0.1	0.1	2.1
Specialty canning	02	8401	8.0	0.4	0.2	0.1	0.1	2.1
Canned dry beans	02	840102	1.0	0.2	0.4	0.5	0.0	0.1
Canned soups and stews, excluding frozen and seafood	02	840104	10.4	0.0	0.1	-0.1	0.3	1.7
Canned baby foods and other canned specialties/nationality foods	02	840105	8.7	2.2	0.4	0.4	-0.6	6.3
Frozen specialty food	02	85	5.4	-0.4	0.4	0.3	0.4	1.9
Frozen specialty food	02	8501	5.4	-0.4	0.4	0.3	0.4	1.9
Frozen cakes, pies, and other pastries	02	850109	6.2	1.0	0.9	-0.4	0.5	3.7

See footnotes at end of table.

Table 7. Producer price index percentage changes for commodity and service groupings and individual items, not seasonally adjusted — Continued
 [January 2022]

Title	Commodity code		Unadjusted 12-month percent change ¹	Unadjusted 1-month percent change ¹				
	Group code	Item code		Jan. 2021 to Jan. 2022 ^P	Aug. to Sept.	Sept. to Oct. ^P	Oct. to Nov. ^P	Nov. to Dec. ^P
Frozen dinners (beef, pork, and poultry pies) and nationality foods, incl. frozen pizza.....	02	850111	4.8	-1.6	0.7	0.6	0.4	1.6
Other frozen specialties, incl. all whipped topping, waffles, soups, etc., excluding seafood.....	02	850113	6.7	2.2	-1.7	0.7	-0.1	0.2
Prepared sauces, except tomato.....	02	86	4.1	0.3	0.4	0.7	0.0	1.5
Prepared sauces, excluding tomato-based sauces and sauces comprised of 20 percent or more meat.....	02	8601	4.1	0.3	0.4	0.7	0.0	1.5
Prepared sauces, excluding tomato-based sauces and sauces comprised of 20 percent or more meat.....	02	860103	4.1	0.3	0.3	0.7	0.0	1.5
Other miscellaneous processed foods.....	02	89	6.1	0.5	1.3	0.9	0.1	0.8
Other miscellaneous processed foods.....	02	8901	6.1	0.5	1.3	0.9	0.1	0.8
Mayonnaise, salad dressings, and sandwich spreads.....	02	890102	15.0	1.8	1.3	-0.1	0.0	0.3
Dry mix food preparations.....	02	890148	3.7	0.0	0.2	0.1	0.9	1.3
Perishable non-frozen prepared food, including tortillas.....	02	890149	1.6	0.8	-0.2	2.2	-1.4	-0.2
Perishable prepared foods.....	02	8901492	0.9	0.8	-0.4	2.7	-1.8	-0.3
Flavoring extracts, emulsions, liquid flavors, and food colorings.....	02	890151	1.7	0.3	0.0	0.1	0.0	0.0
Other flavoring agents, except chocolate syrup.....	02	890154	7.6	1.5	-2.3	0.9	-0.9	4.4
Soft drink flavoring syrup, sold in bulk.....	02	89015411	1.4	0.0	0.4	0.0	0.0	0.9
Other flavoring agents (except chocolate syrups).....	02	89015412	5.9	0.0	0.2	0.0	0.0	4.8
Table salt (evaporated), pepper (white and black), and other spices.....	02	890156	2.2	-2.3	2.6	0.4	-1.8	-0.9
Pepper and other spices in commercial sizes (1 lb or more).....	02	8901566	19.6	-7.7	7.0	2.4	1.8	3.6
Peanut butter.....	02	890158	3.8	-4.2	1.1	3.9	0.8	-0.7
Ice.....	02	890161	4.4	0.1	0.1	1.1	0.3	1.3
Dairy product substitutes.....	02	890162	-0.6	0.3	1.9	1.7	-0.5	-4.3
Dry, condensed, and evaporated dairy product substitutes.....	02	8901621	-	0.0	0.0	3.2	0.0	0.0
Liquid dairy product substitutes.....	02	8901622	-4.6	0.6	3.9	0.2	-1.0	-8.7
Chips (potato, corn, etc.).....	02	890172	6.6	0.7	4.1	0.8	0.0	0.3
Potato chips and sticks, plain and flavored.....	02	8901721	3.6	0.9	2.4	0.0	-0.1	0.3
Corn chips and related products.....	02	8901722	11.8	1.4	7.6	1.8	0.0	0.0
Other chips, sticks (hard pretzels, bacon rinds, popcorn (except candied), etc.).....	02	8901723	4.5	-0.5	2.1	0.5	0.2	0.7
Vinegar and cider.....	02	890174	11.4	-0.3	0.0	0.0	0.0	4.6
Other food preparations.....	02	890175	17.5	-0.4	-0.5	0.1	8.1	7.0
Prepared animal feeds.....	02	9	11.9	-0.4	-0.5	0.2	0.4	3.4
Soybean cake, meal, and other byproducts.....	02	92	0.6	-1.2	-0.9	0.1	0.7	5.0
Soybean cake, meal, and byproducts.....	02	9201	0.6	-1.2	-0.9	0.1	0.7	5.0
Soybean cake, meal, and byproducts.....	02	920112	0.6	-1.2	-0.9	0.1	0.7	5.0
Soybean cake and meal.....	02	9201121	-0.8	-0.8	-1.8	0.1	1.6	4.6
Other soybean products, including isolates and concentrates.....	02	9201122	21.5	-5.9	10.3	0.5	-9.9	10.8
Formula feeds.....	02	93	16.2	-0.4	-0.7	1.2	1.8	2.9
Formula feeds.....	02	9301	16.2	-0.4	-0.7	1.2	1.8	2.9
Chicken and turkey feed, supplements, concentrates, and premixes.....	02	930102	16.8	-2.3	-2.9	0.5	2.0	3.9
Dairy cattle feed, supplements, concentrates, and premixes.....	02	930110	8.9	-1.3	1.7	1.3	1.6	1.9
Swine feed, supplements, concentrates, and premixes.....	02	930115	29.7	3.1	0.8	1.9	2.6	3.4
Beef cattle feed, supplements, concentrates, and premixes.....	02	930117	14.1	2.8	0.0	1.2	1.6	2.1
Poultry, exc. chicken and turkey, and livestock, exc. cattle and swine, feed.....	02	930118	13.3	1.0	0.4	2.5	0.7	1.1
Miscellaneous feedstuffs.....	02	94	13.6	-0.2	-0.3	-0.5	-0.7	3.3
Pet food.....	02	9402	9.7	0.2	0.1	0.2	0.4	2.2
Dog and cat food.....	02	940202	9.1	0.0	0.0	0.1	0.3	2.2
Dog food.....	02	9402021	10.0	0.0	0.0	0.1	0.3	2.7
Canned dog food.....	02	94020211	12.1	0.0	0.0	0.0	-0.2	0.6
Dry and semi moist dog food.....	02	94020214	9.2	0.0	0.0	0.2	0.6	3.5
Cat food.....	02	9402022	6.7	0.0	0.0	0.1	0.3	1.1
Canned cat food.....	02	94020224	6.0	0.0	0.0	0.0	0.0	0.7
Dry and semi moist cat food.....	02	94020225	7.8	0.0	0.0	0.3	0.7	1.8
Pet (excluding dog and cat), laboratory, and fur animal feed.....	02	940203	15.6	1.5	1.1	0.5	0.8	1.7
Miscellaneous feedstuffs other than pet food.....	02	9403	20.7	-0.7	-0.9	-1.5	-2.6	5.1
Meat meal and meat and bone meal.....	02	940301	-29.8	-16.4	-16.7	-21.4	-7.4	15.0
Wet process corn byproducts.....	02	940317	22.7	-2.9	10.4	-0.7	-3.0	5.6
Other animal feeds, including fertilizer byproducts and feather.....	02	940325	5.3	-3.1	-2.4	-1.1	3.9	4.5
Animal and marine feed and fertilizer byproducts, except meat and bone meal.....	02	9403252	-5.3	-3.9	-4.0	-1.9	6.6	6.9
Other prepared animal feeds, including feeding materials and adjuncts.....	02	9403253	17.4	-2.3	-0.9	-0.4	1.6	2.3
Miscellaneous byproducts of slaughtering plants.....	02	940333	54.9	7.7	-4.1	1.8	-5.8	3.7

See footnotes at end of table.

Table 7. Producer price index percentage changes for commodity and service groupings and individual items, not seasonally adjusted — Continued
[January 2022]

Title	Commodity code		Unadjusted 12-month percent change ¹	Unadjusted 1-month percent change ¹				
	Group code	Item code		Jan. 2021 to Jan. 2022 ^P	Aug. to Sept.	Sept. to Oct. ^P	Oct. to Nov. ^P	Nov. to Dec. ^P
Textile products and apparel.....	03	—	15.0	1.1	1.7	0.8	0.4	1.2
Synthetic fibers.....	03	1	17.7	1.1	1.7	-1.1	-1.7	0.1
Unprocessed filament yarns.....	03	15	17.7	1.1	1.7	-1.1	-1.7	0.1
Noncellulosic fibers.....	03	1502	17.7	1.1	1.7	-1.1	-1.7	0.1
Noncellulosic organic fibers.....	03	150241	25.8	1.4	2.3	-1.5	-2.3	0.7
Polyester manufactured fibers.....	03	1502411	29.4	0.5	8.8	0.1	-2.2	3.5
Other noncellulosic organic fibers, incl. polyamide, polyolefin, and producer-textured.....	03	1502412	24.8	1.6	0.7	-1.9	-2.3	0.0
Processed yarns and threads.....	03	2	29.3	1.7	3.7	3.7	0.2	2.1
Yarns.....	03	26	30.1	1.8	3.8	3.8	0.2	2.1
Spun cotton yarns.....	03	2601	49.1	3.6	9.4	7.3	0.2	0.6
Carded cotton spun yarns.....	03	260113	49.1	3.6	9.4	7.3	0.2	0.6
Spun synthetic yarns.....	03	2603	17.7	0.9	2.4	2.6	0.9	0.0
Spun synthetic yarns.....	03	260304	17.7	0.9	2.4	2.6	0.9	0.0
Textured and twisted yarns.....	03	2604	23.1	1.0	0.4	1.7	0.0	3.9
Textured/cripped/bulked filament yarns, incl. stretch yarn, made from purchased filament yarn.....	03	260403	25.3	1.1	0.4	1.7	0.0	4.4
Other spun noncellulosic and natural fiber (excluding cotton and wool) yarns.....	03	2607	24.2	0.7	2.2	2.1	0.0	3.9
Other spun noncellulosic and natural fiber (excluding cotton and wool) yarns.....	03	260701	24.2	0.7	2.2	2.1	0.0	3.9
Thread.....	03	27	1.4	0.0	0.0	0.0	0.0	0.0
Thread.....	03	2705	1.4	0.0	0.0	0.0	0.0	0.0
Thread.....	03	270501	1.4	0.0	0.0	0.0	0.0	0.0
Greige fabrics.....	03	3	13.9	0.8	0.8	1.7	0.4	1.8
Greige broadwoven fabrics.....	03	37	9.6	1.1	0.1	1.0	0.6	1.9
Greige manmade, silk, and other natural fiber (exc cotton/wool) broadwoven fabrics.....	03	3703	9.6	1.4	0.9	1.0	0.6	0.8
Greige manmade, silk, and other natural fiber (exc cotton/wool) broadwoven fabrics.....	03	370304	9.5	1.4	0.9	1.0	0.6	0.8
Greige knit fabrics.....	03	38	7.5	1.1	0.9	1.0	0.1	0.1
Weft (circular) knit fabrics, greige goods (excluding hosiery).....	03	3803	4.9	0.1	0.2	0.7	0.0	0.0
Weft (circular) knit fabrics, greige goods (excluding hosiery).....	03	380301	4.9	0.1	0.2	0.7	0.0	0.0
Warp knit fabrics, greige goods (excluding hosiery).....	03	3804	12.1	2.9	2.2	1.7	0.3	0.3
Warp knit fabrics, greige goods (excluding hosiery).....	03	380401	12.1	2.9	2.2	1.7	0.3	0.3
Tire cord and tire fabric.....	03	39	27.4	—	—	—	—	2.2
Tire cord and tire fabrics.....	03	3901	27.4	—	—	—	—	2.2
Tire cord and tire fabrics.....	03	390101	27.4	—	—	—	—	2.2
Finished fabrics.....	03	4	14.6	1.4	1.5	0.9	0.6	1.3
Finished broadwoven fabrics.....	03	42	23.3	2.6	2.4	0.1	0.4	0.1
Finished cotton broadwoven fabrics.....	03	4201	12.9	0.0	6.5	0.0	0.1	0.0
Finished cotton broadwoven fabrics.....	03	420104	12.9	0.0	6.5	0.0	0.1	0.0
Finished manmade, silk, and other natural fiber (exc. cotton and wool) broadwoven fabrics.....	03	4203	27.3	3.4	1.3	0.1	0.3	0.1
Finished manmade, silk, and other natural fiber (exc. cotton and wool) broadwoven fabrics.....	03	420306	27.3	3.4	1.3	0.1	0.3	0.1
Finished manmade, silk, & natural fiber (exc cotton/wool) broadwoven, finished in weaving mills.....	03	4203061	—	—	—	0.3	0.8	0.4
Finished manmade fiber, silk and other natural fiber broadwoven fabrics, finishing mill.....	03	4203062	—	—	—	0.0	0.0	0.0
Woven and braided narrow fabrics.....	03	44	15.1	2.3	0.5	1.1	0.4	2.2
Woven and braided narrow fabrics.....	03	4402	15.1	2.3	0.5	1.1	0.4	2.2
Woven narrow fabrics (12 inches or less in width).....	03	440204	12.6	1.7	0.2	0.3	0.1	2.6
Braided narrow fabrics (12 inches or less in width).....	03	440205	20.2	3.5	1.1	2.5	0.9	1.3
Nonwoven fabrics and felts.....	03	45	13.8	0.8	1.1	0.8	0.1	1.2
Nonwoven fabrics and felts.....	03	4503	13.8	0.8	1.1	0.8	0.1	1.2
Nonwoven fabrics.....	03	450321	14.1	0.7	1.2	0.7	0.1	1.3
Pressed, punched, or needled felts, excluding hats.....	03	450333	8.3	2.3	0.2	3.2	0.1	0.0
Coated fabrics, not rubberized.....	03	46	7.4	0.7	1.0	-0.6	1.9	0.5
Coated fabrics, not rubberized.....	03	4601	7.4	0.7	1.0	-0.6	1.9	0.5
Vinyl coated fabrics, including expanded vinyl coated.....	03	460102	7.9	2.3	1.1	0.3	-0.1	-0.1
Coated or laminated fabrics and coated yarns, incl. impregnated fabrics.....	03	460103	7.3	0.1	1.0	-0.9	2.7	0.6

See footnotes at end of table.

Table 7. Producer price index percentage changes for commodity and service groupings and individual items, not seasonally adjusted — Continued
[January 2022]

Title	Commodity code		Unadjusted 12-month percent change ¹	Unadjusted 1-month percent change ¹				
	Group code	Item code		Jan. 2021 to Jan. 2022 ^P	Aug. to Sept.	Sept. to Oct. ^P	Oct. to Nov. ^P	Nov. to Dec. ^P
Screen printed textile materials, embroideries, and lace goods.....	03	47	12.8	1.3	1.3	2.3	0.7	2.5
Screen printed textile and apparel materials and embroideries.....	03	4701	12.7	1.3	1.3	2.3	0.7	2.4
Embroideries (excluding Schiffl machine products) and embroidery contractors.....	03	470103	7.6	1.4	0.8	0.7	0.5	2.0
Screen printing on garments, apparel accessories, and other fabric articles, excluding labels.....	03	470108	14.3	1.2	1.4	2.8	0.8	2.5
Knit fabrics, finished in knitting mills.....	03	48	13.5	1.9	3.4	1.2	0.7	0.8
Weft (circular) knit fabrics, knit and finished in the same establishment (excluding hosiery).....	03	4801	17.6	3.4	6.0	1.4	0.0	0.0
Weft (circular) knit fabrics, knit and finished in the same establishment (excluding hosiery).....	03	480101	17.6	3.4	6.0	1.4	0.0	0.0
Warp knit goods, knit and finished in the same establishment.....	03	4802	10.1	0.6	1.1	1.0	1.4	1.5
Warp knit goods, knit and finished in the same establishment.....	03	480201	10.1	0.6	1.1	1.0	1.4	1.5
Warp knit fabrics, knit and finished in same establishment.....	03	4802011	10.1	0.6	1.1	0.9	1.5	1.5
Apparel & other fabricated textile prods.....	03	8	7.6	0.5	0.8	0.2	1.6	1.3
Apparel.....	03	81	3.8	0.2	0.3	0.3	0.2	1.3
Miscellaneous apparel and accessories.....	03	8104	7.9	0.2	0.1	0.1	0.6	3.1
Men's and boys' fabric, straw, and felt hats, made from purchased materials.....	03	810414	19.0	2.0	1.0	0.0	1.2	1.7
Hat bodies and fabric caps, made from purchased materials.....	03	810416	19.0	0.0	0.0	0.0	5.2	0.0
Gloves and mittens, made from purchased materials.....	03	810424	6.2	0.0	0.1	0.0	0.0	2.1
Leather and sheep-lined apparel, made from purchased materials.....	03	810428	2.4	1.2	0.0	0.3	0.0	1.5
Apparel and accessories, n.e.c.....	03	810441	6.2	0.0	0.1	0.1	0.0	4.0
All other cut and sew apparel, made from purchased materials.....	03	8104411	7.4	0.0	0.0	0.1	0.0	5.7
Team sport uniforms, men's and boys', made from purchased fabrics.....	03	81044111	13.4	-0.1	0.0	0.0	0.0	9.6
Vestments and costumes, made from purchased materials.....	03	81044115	6.5	0.0	0.0	0.2	0.0	5.1
Fabricated apparel accessories.....	03	8104412	3.4	0.0	0.2	0.0	0.0	0.0
All other apparel accessories, made from purchased materials.....	03	81044125	3.2	0.0	0.0	0.0	0.0	0.0
Women's, girls', and infants' cut and sew apparel.....	03	8106	2.1	0.0	0.5	0.5	0.0	0.2
Women's and girls' knit shirts and blouses, made from purchased fabrics.....	03	810601	4.9	0.0	1.8	0.0	0.0	0.0
Women's and girls' woven shirts and blouses, made from purchased fabrics.....	03	810602	-0.1	0.1	0.0	0.0	0.0	0.0
Women's and girls' dresses, made from purchased fabrics.....	03	810611	0.2	0.0	0.0	0.0	0.0	0.2
Women's and girls' skirts, made from purchased fabrics.....	03	810623	5.8	0.0	0.0	0.0	0.0	6.4
Women's and girls' slacks, jeans, & jean-cut casual slacks (exc sweatpants), mfpm.....	03	810631	0.3	0.0	0.0	0.0	0.0	0.0
Women's and girls' swimwear, made from purchased fabrics.....	03	810632	1.7	-0.8	1.0	0.4	0.0	0.0
Women's and girls' shorts, including tennis skirts, made from purchased fabrics.....	03	810637	3.7	0.0	0.0	0.6	0.0	3.9
Women's and girls' nontailored coats, jackets, vests, and washable service apparel, mfpm.....	03	810639	0.2	0.0	0.0	0.0	0.0	0.0
Women's and girls' underwear, excluding foundation garments, made from purchased fabrics.....	03	810641	0.5	0.0	0.0	0.0	0.0	0.3
Women's and girls' nightwear, excluding robes and dressing gowns, made from purchased fabrics.....	03	810642	0.1	0.0	0.0	0.0	0.0	0.0
Men's and boys' cut and sew apparel.....	03	8107	3.6	0.4	0.0	0.3	0.2	1.8
Men's and boys' work clothing and washable service apparel (excl. work shirts and jeans), mfpm.....	03	810712	2.0	0.8	0.0	0.0	0.9	0.0
Men's and boys' knit dress and sport shirts, made from purchased fabrics.....	03	810721	9.0	0.0	0.0	1.6	0.0	3.6
Men's and boys' woven dress and sport shirts, made from purchased fabrics.....	03	810722	-	1.7	0.0	-	-	-
Men's and boys' suits, coats, and overcoats.....	03	810735	1.0	0.4	0.0	0.0	0.0	0.0
Men's and boys' tailored suits, including dress uniforms (firefighter, military, police, etc.).....	03	8107352	-	0.0	-	-	-	-
Men's and boys' tailored overcoats, dress and sport coats, and vests.....	03	8107353	3.8	1.3	0.0	0.0	0.0	0.0
Men's and boys' nontailored coats, jackets, and vests (excl. ski apparel & work jackets).....	03	810741	0.8	-0.1	0.0	1.0	0.1	0.3
Men's and boys' heavyweight nontailored coats, jackets, and vests (excl. ski apparel & work).....	03	8107411	2.0	0.2	0.0	0.0	0.1	0.5
Men's and boys' lightweight nontailored coats, jackets, and vests (excl. ski apparel & work).....	03	8107412	-0.8	-0.6	0.0	2.3	0.0	0.0
Men's and boys' shorts (including dress and athletic) and swimwear, made from purchased fabric.....	03	810742	4.3	0.0	1.8	0.0	0.0	0.1
Men's and boys' sweaters, sweatpants, jogging suits, beachwear (exc. swimwear), & ski apparel.....	03	810743	8.3	0.0	0.0	0.0	0.0	6.9
Men's and boys' nightwear, robes, and underwear, made from purchased fabrics.....	03	810761	9.8	0.0	0.0	-2.4	0.0	7.8

See footnotes at end of table.

Table 7. Producer price index percentage changes for commodity and service groupings and individual items, not seasonally adjusted — Continued
[January 2022]

Title	Commodity code		Unadjusted 12-month percent change ¹	Unadjusted 1-month percent change ¹				
	Group code	Item code		Jan. 2021 to Jan. 2022 ^P	Aug. to Sept.	Sept. to Oct. ^P	Oct. to Nov. ^P	Nov. to Dec. ^P
Apparel made in knitting mills.....	03	8108	2.7	0.4	0.4	0.0	0.0	1.0
Knit outerwear, underwear, and nightwear, made in knitting mills.....	03	810808	2.0	0.0	1.5	0.0	0.0	0.0
Hosiery and socks.....	03	810831	3.1	0.5	0.0	0.0	0.0	1.3
Textile house furnishings.....	03	82	5.1	-0.1	1.1	0.4	0.0	1.4
Textile house furnishings.....	03	8203	5.1	-0.1	1.1	0.4	0.0	1.4
Curtains and draperies, made from purchased materials.....	03	820304	4.1	-0.4	0.0	0.3	0.0	0.6
Other textiles, including towels and bed textiles.....	03	820312	5.4	0.0	1.4	0.4	0.0	1.6
Fabricated textile products, made in weaving mills.....	03	8203121	6.6	0.0	9.4	0.0	0.0	-3.9
Other household textile products.....	03	8203122	5.3	0.0	1.0	0.4	0.0	1.9
Bedspreads, made from purchased materials.....	03	82031221	10.9	0.0	0.0	2.3	0.0	0.0
Sheets and pillowcases, made from purchased materials.....	03	82031223	30.0	0.0	0.0	0.0	0.0	0.0
Other household furnishings, made from purchased materials.....	03	82031226	2.0	0.0	1.2	0.4	0.0	2.2
Industrial and other fabricated products.....	03	83	13.1	1.1	1.1	0.1	3.8	1.3
Industrial and other fabricated products.....	03	8303	13.0	1.1	1.1	0.1	3.8	1.3
Rope, cordage, and twine.....	03	830321	20.7	1.6	0.4	0.1	0.3	1.0
Duffle bags.....	03	830333	-	0.0	0.0	0.0	0.0	-
All other textile bags.....	03	830334	14.1	-0.4	0.1	0.0	0.1	3.7
Canvas and related products.....	03	830345	12.8	0.6	1.1	0.0	2.9	1.1
All other fabricated textile products, excluding trimming and findings.....	03	830351	11.9	1.4	1.3	0.1	5.6	1.0
All other miscellaneous fabricated textile products.....	03	8303516	6.3	0.5	1.8	0.2	0.1	1.5
Trimming and findings, excluding automobile and apparel.....	03	830361	13.9	2.5	2.1	0.0	-1.5	0.3
Miscellaneous textile products/services.....	03	9	26.9	1.7	4.7	2.4	1.4	1.6
Miscellaneous textile products/services.....	03	94	26.9	1.7	4.7	2.4	1.4	1.6
Miscellaneous textile products/services.....	03	9401	26.9	1.7	4.7	2.4	1.4	1.6
Textile and fabric finishing, except broadwoven.....	03	940103	21.2	2.4	3.4	3.3	1.5	2.1
Hides, skins, leather, and related products.....	04	-	2.2	-1.0	-4.2	-3.2	-1.1	-0.8
Hides and skins, incl. cattle.....	04	1	-8.3	-2.6	-11.0	-10.1	-5.6	-3.0
Hides and skins, incl. cattle.....	04	19	-8.2	-2.6	-11.0	-10.1	-5.6	-3.0
Hides, skins, and pelts, made in slaughtering plants.....	04	1901	-8.2	-2.6	-11.0	-10.1	-5.6	-3.0
Hides, skins, and pelts, made in slaughtering plants.....	04	190108	-8.2	-2.6	-11.0	-10.1	-5.6	-3.0
Leather.....	04	2	6.4	-1.5	-7.7	-6.9	0.1	-2.3
Finished and unfinished leather.....	04	27	6.4	-1.5	-7.7	-6.9	0.1	-2.3
Finished and unfinished leather.....	04	2701	6.4	-1.5	-7.7	-6.9	0.1	-2.3
Finished and unfinished leather.....	04	270102	6.3	-1.5	-7.7	-6.9	0.1	-2.3
Footwear.....	04	3	6.8	0.0	0.9	2.4	0.6	0.0
Men's nonathletic footwear.....	04	31	6.6	0.0	0.1	3.1	0.5	0.0
Men's footwear (size 6 and larger), excluding athletic.....	04	3105	6.7	0.0	0.1	3.1	0.5	0.0
Men's footwear (size 6 and larger), excluding athletic.....	04	310501	6.6	0.0	0.1	3.1	0.5	0.0
Women's nonathletic footwear.....	04	32	4.1	0.0	1.1	1.0	1.0	0.0
Women's footwear (size 4 and larger), excluding athletic.....	04	3205	4.2	0.0	1.1	1.0	1.0	0.0
Women's footwear (size 4 and larger), excluding athletic.....	04	320501	4.1	0.0	1.1	1.0	1.0	0.0
Other footwear including slippers.....	04	39	-	0.0	11.4	0.0	0.0	0.0
Other leather and related products.....	04	4	4.0	0.0	0.5	0.3	0.3	1.1
Luggage and small leather goods.....	04	41	1.2	0.0	0.0	0.3	0.0	0.4
Luggage and small leather goods.....	04	4101	1.2	0.0	0.0	0.3	0.0	0.4
Luggage (including suitcases, travel bags, backpacks, and other types).....	04	410112	1.4	0.0	0.0	0.8	0.0	0.0
Women's and children's handbags and purses.....	04	410128	0.5	0.0	0.0	0.0	0.1	0.0
Personal leather goods (excluding women's handbags and purses).....	04	410132	2.5	0.0	0.0	0.0	0.0	2.0
Leather and leather-like goods, n.e.c.....	04	45	7.7	0.0	1.0	0.3	0.7	1.9
Leather and leather-like goods, n.e.c.....	04	4501	7.7	0.0	1.0	0.3	0.7	1.9
All other leather goods.....	04	450101	7.7	0.0	1.2	0.3	0.8	2.1
Boot and shoe cut stock and findings.....	04	4501011	3.0	0.0	3.0	0.0	0.0	0.0
All other miscellaneous leather goods.....	04	4501014	8.6	0.0	0.8	0.4	1.0	2.6
Leather belts, made from purchased materials.....	04	450111	7.9	0.0	0.0	0.0	0.0	0.4
Fuels and related products and power.....	05	-	35.0	2.8	6.8	1.2	-5.8	1.6
Coal.....	05	1	17.4	1.5	-1.9	0.4	0.0	15.8
Anthracite.....	05	11	6.9	0.0	0.0	4.0	3.7	0.0
Prepared anthracite shipped.....	05	1101	7.5	0.0	0.0	4.7	3.7	0.0

See footnotes at end of table.

Table 7. Producer price index percentage changes for commodity and service groupings and individual items, not seasonally adjusted — Continued
 [January 2022]

Title	Commodity code		Unadjusted 12-month percent change ¹	Unadjusted 1-month percent change ¹				
	Group code	Item code		Jan. 2021 to Jan. 2022 ^P	Aug. to Sept.	Sept. to Oct. ^P	Oct. to Nov. ^P	Nov. to Dec. ^P
Prepared anthracite shipped.....	05	110117	7.5	0.0	0.0	4.7	3.7	0.0
Bituminous coal and lignite.....	05	12	17.4	1.5	-1.9	0.3	0.0	15.9
Unprepared bituminous coal and lignite.....	05	1208	-	-2.8	1.6	-3.1	5.5	-
Unprepared bituminous coal and lignite.....	05	12081	-	-2.8	1.6	-3.1	5.5	-
Unprepared bituminous coal and lignite from surface mine.....	05	120811	-	-2.8	1.6	-3.1	5.5	-
Prepared bituminous coal and lignite.....	05	1209	21.7	2.3	-2.5	1.0	-1.0	18.8
Prepared bituminous coal & lignite, washed by wet-washing, pneumatic, or other.....	05	12091	32.2	4.2	-5.1	-0.6	-0.3	30.3
Prepared bituminous coal & lignite surface mine, wet-washing, pneumatic, or other.....	05	120911	7.5	-0.1	1.5	-0.4	0.4	3.6
Prepared bituminous coal & lignite underground mine, wet-washing, pneumatic, or other.....	05	120912	44.2	6.2	-8.0	-0.7	-0.7	43.7
Prepared bituminous coal & lignite, mechanically crushed/screened/sized only.....	05	12092	7.5	-0.4	1.2	3.0	-1.8	3.6
Prepared bituminous coal & lignite surface mine, mechanically crushed/screened/sized only.....	05	120921	4.7	1.2	1.0	0.9	-0.5	1.2
Prepared bituminous coal underground mine, mechanically crushed/screened/sized only.....	05	120922	17.2	-5.7	1.7	11.0	-6.1	11.9
Gas fuels.....	05	3	48.2	13.4	23.3	1.3	-14.2	-20.0
Natural gas.....	05	31	47.4	13.1	25.4	3.8	-13.2	-26.1
Natural gas.....	05	3101	47.4	13.1	25.4	3.8	-13.2	-26.1
Natural gas.....	05	310105	47.4	13.1	25.4	3.8	-13.2	-26.1
Natural gas from the wellhead.....	05	3101051	37.4	13.5	24.9	3.5	-13.3	-30.5
Natural gas from processing facilities.....	05	3101052	119.7	10.0	29.1	6.6	-12.2	4.5
Liquefied petroleum gas.....	05	32	50.9	15.0	14.6	-10.0	-19.4	14.1
Liquefied petroleum gas.....	05	3201	50.9	15.0	14.6	-10.0	-19.4	14.1
Isopentane and natural gasoline.....	05	320102	59.9	8.5	13.5	-4.7	-9.5	15.2
Propane.....	05	320104	23.1	18.6	13.9	-14.0	-26.1	12.9
Butane.....	05	320105	64.8	14.0	13.4	-10.9	-16.7	15.9
Plant condensate, ethane, gas mixtures, and other natural gas liquids...	05	320108	61.8	15.2	15.8	-8.8	-19.3	13.9
Electric power.....	05	4	7.6	-0.2	-3.2	-0.6	-0.5	2.1
Residential electric power.....	05	41	6.5	-0.3	-2.4	-0.3	0.3	1.7
Residential electric power.....	05	4121	6.5	-0.3	-2.4	-0.3	0.3	1.7
Residential electric power.....	05	412101	6.5	-0.3	-2.4	-0.3	0.3	1.7
Residential electric power, New England.....	05	4121011	11.2	0.0	3.4	0.0	0.0	9.0
Residential electric power, Middle Atlantic.....	05	4121012	5.1	1.0	-1.0	-2.2	2.8	-1.7
Residential electric power, East North Central.....	05	4121013	0.8	-0.2	-6.9	0.4	-0.3	-0.8
Residential electric power, West North Central.....	05	4121014	1.6	-1.9	-10.4	-0.1	-1.5	0.9
Residential electric power, South Atlantic.....	05	4121015	4.7	2.1	-4.2	0.7	0.5	2.3
Residential electric power, East South Central.....	05	4121016	6.0	-0.5	-2.1	1.2	1.7	0.9
Residential electric power, West South Central.....	05	4121017	8.3	-4.6	-1.7	-1.4	-1.1	1.1
Residential electric power, Mountain.....	05	4121018	4.5	-1.5	0.4	-2.9	-0.1	0.6
Residential electric power, Pacific.....	05	4121019	15.5	0.0	3.2	0.4	0.1	5.1
Commercial electric power.....	05	42	7.1	0.6	-4.3	-1.1	-1.3	1.7
Commercial electric power.....	05	4221	7.1	0.6	-4.3	-1.1	-1.3	1.7
Commercial electric power.....	05	422101	7.1	0.6	-4.3	-1.1	-1.3	1.7
Commercial electric power, New England.....	05	4221011	11.3	0.0	-0.7	0.0	0.0	8.8
Commercial electric power, Middle Atlantic.....	05	4221012	5.6	0.9	-4.1	-2.5	3.5	-3.4
Commercial electric power, East North Central.....	05	4221013	1.6	0.8	-5.9	1.0	-1.1	-0.3
Commercial electric power, West North Central.....	05	4221014	1.5	-3.0	-7.6	-0.3	-2.3	0.7
Commercial electric power, South Atlantic.....	05	4221015	9.0	2.4	-0.9	0.0	0.7	3.8
Commercial electric power, East South Central.....	05	4221016	7.7	0.5	-1.9	-1.9	3.3	1.7
Commercial electric power, West South Central.....	05	4221017	6.0	2.0	-4.1	-4.0	-0.6	1.0
Commercial electric power, Mountain.....	05	4221018	6.3	-2.2	1.1	-2.0	0.3	1.1
Commercial electric power, Pacific.....	05	4221019	11.9	0.0	-8.8	-0.4	-10.4	5.1
Industrial electric power.....	05	43	11.4	-1.2	-3.0	-0.7	-0.7	3.9
Industrial electric power.....	05	4321	11.4	-1.2	-3.0	-0.7	-0.7	3.9
Industrial electric power.....	05	432101	11.4	-1.2	-3.0	-0.7	-0.7	3.9
Industrial electric power, New England.....	05	4321011	56.4	-0.4	4.7	3.8	7.6	51.0
Industrial electric power, Middle Atlantic.....	05	4321012	15.3	5.3	4.6	-1.8	3.3	-1.4
Industrial electric power, East North Central.....	05	4321013	3.3	-3.6	-7.4	1.0	-1.3	0.2
Industrial electric power, West North Central.....	05	4321014	0.8	-6.0	-8.6	-4.0	0.4	-0.6
Industrial electric power, South Atlantic.....	05	4321015	4.0	2.3	-0.4	0.2	0.5	1.2
Industrial electric power, East South Central.....	05	4321016	10.1	1.8	-3.1	-0.5	1.6	2.8

See footnotes at end of table.

Table 7. Producer price index percentage changes for commodity and service groupings and individual items, not seasonally adjusted — Continued
 [January 2022]

Title	Commodity code		Unadjusted 12-month percent change ¹	Unadjusted 1-month percent change ¹				
	Group code	Item code		Jan. 2021 to Jan. 2022 ^P	Aug. to Sept.	Sept. to Oct. ^P	Oct. to Nov. ^P	Nov. to Dec. ^P
Industrial electric power, West South Central.....	05	4321017	8.0	0.2	-3.9	0.4	-0.1	0.8
Industrial electric power, Mountain.....	05	4321018	24.0	-9.6	15.0	-5.3	-3.6	0.2
Industrial electric power, Pacific.....	05	4321019	12.2	0.0	-11.2	-1.3	-8.3	4.9
Transportation electric power.....	05	46	15.1	-1.7	-1.9	-0.3	0.7	3.1
Transportation electric power.....	05	4621	15.1	-1.7	-1.9	-0.3	0.7	3.1
Transportation electric power.....	05	462111	15.1	-1.7	-1.9	-0.3	0.7	3.1
Utility natural gas.....	05	5	48.3	2.9	11.4	12.9	-2.1	-3.3
Residential natural gas.....	05	51	25.1	1.6	3.9	2.5	0.2	0.5
Residential natural gas.....	05	5121	25.1	1.6	3.9	2.5	0.2	0.5
Residential natural gas.....	05	512101	25.1	1.6	3.9	2.5	0.2	0.5
Residential natural gas, New England.....	05	5121011	13.2	3.0	2.0	21.7	1.6	-1.9
Residential natural gas, Middle Atlantic.....	05	5121012	37.0	1.5	2.8	-0.1	2.2	0.4
Residential natural gas, East North Central.....	05	5121013	26.4	0.9	0.8	1.8	-3.1	-2.3
Residential natural gas, West North Central.....	05	5121014	36.0	7.9	6.7	-1.1	3.9	-1.9
Residential natural gas, South Atlantic.....	05	5121015	15.2	0.1	7.6	0.9	-1.6	-1.5
Residential natural gas, East South Central.....	05	5121016	31.9	2.4	1.1	7.8	3.0	1.4
Residential natural gas, West South Central.....	05	5121017	10.2	0.1	4.6	5.3	-0.6	-1.5
Residential natural gas, Mountain.....	05	5121018	18.9	0.4	6.1	3.0	0.5	1.5
Residential natural gas, Pacific.....	05	5121019	27.2	2.1	6.5	0.7	1.7	9.0
Commercial natural gas.....	05	52	30.9	2.6	6.8	4.9	-0.2	1.1
Commercial natural gas.....	05	5221	30.9	2.6	6.8	4.9	-0.2	1.1
Commercial natural gas.....	05	522101	30.9	2.6	6.8	4.9	-0.2	1.1
Commercial natural gas, New England.....	05	5221011	16.0	3.5	4.2	26.1	2.2	-1.9
Commercial natural gas, Middle Atlantic.....	05	5221012	28.6	3.0	4.1	0.2	0.9	0.4
Commercial natural gas, East North Central.....	05	5221013	36.3	-0.1	3.7	4.1	-2.6	-0.9
Commercial natural gas, West North Central.....	05	5221014	34.4	14.1	9.6	-2.5	0.8	-5.2
Commercial natural gas, South Atlantic.....	05	5221015	21.8	-1.7	9.4	2.1	-3.3	0.0
Commercial natural gas, East South Central.....	05	5221016	30.9	2.6	3.9	5.1	0.8	-1.3
Commercial natural gas, West South Central.....	05	5221017	29.5	0.7	6.1	10.9	-2.3	-1.6
Commercial natural gas, Mountain.....	05	5221018	26.2	0.4	7.7	3.7	0.5	1.8
Commercial natural gas, Pacific.....	05	5221019	42.9	6.8	13.8	7.1	4.2	13.1
Industrial natural gas.....	05	53	46.2	2.5	13.3	4.0	-1.7	-3.7
Industrial natural gas.....	05	5321	46.2	2.5	13.3	4.0	-1.7	-3.7
Industrial natural gas.....	05	532101	46.2	2.5	13.3	4.0	-1.7	-3.7
Industrial natural gas, New England.....	05	5321011	20.8	5.3	6.9	30.9	2.7	-3.0
Industrial natural gas, Middle Atlantic.....	05	5321012	27.1	2.9	22.7	0.6	-1.3	-3.8
Industrial natural gas, East North Central.....	05	5321013	71.3	0.9	3.0	3.3	-1.8	3.2
Industrial natural gas, West North Central.....	05	5321014	40.4	7.1	7.9	-0.9	6.2	-4.4
Industrial natural gas, South Atlantic.....	05	5321015	22.2	1.0	10.4	2.3	0.9	-2.8
Industrial natural gas, East South Central.....	05	5321016	47.6	3.3	3.2	12.4	2.6	-1.4
Industrial natural gas, West South Central.....	05	5321017	67.5	3.7	30.4	3.4	-8.3	-12.5
Industrial natural gas, Mountain.....	05	5321018	30.7	0.7	1.9	7.3	0.6	1.0
Industrial natural gas, Pacific.....	05	5321019	20.4	-0.4	6.8	4.7	4.1	2.0
Natural gas to electric power.....	05	54	90.3	4.8	22.2	27.3	-4.5	-7.9
Natural gas to electric power.....	05	5421	90.3	4.8	22.2	27.3	-4.5	-7.9
Natural gas to electric power.....	05	542101	90.3	4.8	22.2	27.3	-4.5	-7.9
Crude petroleum (domestic production).....	05	6	62.9	4.5	13.8	1.0	-12.6	15.5
Crude petroleum (domestic production).....	05	61	62.9	4.5	13.8	1.0	-12.6	15.5
Crude petroleum (domestic production).....	05	6101	62.9	4.5	13.8	1.0	-12.6	15.5
Crude petroleum (domestic production).....	05	610102	63.0	4.5	13.8	1.0	-12.6	15.5
Petroleum products, refined.....	05	7	52.5	2.2	8.5	0.0	-7.0	5.0
Gasoline.....	05	71	53.3	0.9	6.1	1.0	-8.7	4.5
Unleaded premium gasoline.....	05	7103	57.1	1.4	3.9	1.9	-8.1	4.5
Unleaded premium gasoline.....	05	710304	57.0	1.4	3.9	1.9	-8.1	4.5
Unleaded regular gasoline.....	05	7104	54.0	1.0	6.5	0.7	-8.8	4.5
Unleaded regular gasoline.....	05	710404	54.0	1.0	6.5	0.7	-8.8	4.5
Unleaded mid-premium gasoline.....	05	7105	42.6	-0.8	6.6	1.6	-8.0	2.4
Unleaded mid-premium gasoline.....	05	710504	42.5	-0.8	6.6	1.6	-8.0	2.4
Kerosene and jet fuels.....	05	72	59.3	3.5	12.5	3.5	-11.0	11.7
Kerosene.....	05	7202	56.6	5.3	14.2	-2.0	-8.7	8.3
Kerosene.....	05	720201	56.6	5.3	14.2	-2.0	-8.7	8.3
Jet fuel.....	05	7203	59.4	3.4	12.4	3.8	-11.1	11.8

See footnotes at end of table.

Table 7. Producer price index percentage changes for commodity and service groupings and individual items, not seasonally adjusted — Continued
[January 2022]

Title	Commodity code		Unadjusted 12-month percent change ¹	Unadjusted 1-month percent change ¹				
	Group code	Item code		Jan. 2021 to Jan. 2022 ^P	Aug. to Sept.	Sept. to Oct. ^P	Oct. to Nov. ^P	Nov. to Dec. ^P
Jet fuel	05	720301	59.4	3.4	12.4	3.8	-11.1	11.8
Light fuel oils	05	73	56.0	3.7	12.1	-1.9	-5.9	5.1
Home heating oil and distillates	05	7302	47.4	3.4	15.3	-0.2	-12.1	4.5
Home heating oil and distillates	05	730201	47.4	3.4	15.3	-0.2	-12.1	4.5
No. 2 diesel fuel	05	7303	56.5	3.7	11.9	-2.0	-5.4	5.1
No. 2 diesel fuel	05	730302	56.6	3.7	11.9	-2.0	-5.4	5.1
Residual fuels (heavy fuel oils, incl. #5, #6, & other residual fuels)	05	74	35.1	-1.5	9.4	4.3	-0.9	-6.2
Residual fuels (heavy fuel oils, incl. #5, #6, & other residual fuels)	05	7407	35.1	-1.5	9.4	4.3	-0.9	-6.2
Residual fuels (heavy fuel oils, incl. #5, #6, & other residual fuels)	05	740703	35.1	-1.5	9.4	4.3	-0.9	-6.2
Finished lubricants	05	76	14.6	0.2	3.4	0.0	0.2	0.7
Lubricating and similar oils	05	7604	15.2	0.3	3.7	0.0	0.2	0.6
Lubricating and similar oils not from petroleum refineries	05	760401	15.2	0.3	3.7	0.0	0.2	0.6
Lubricating oil base stocks	05	78	77.8	6.8	0.6	-5.3	-3.9	12.5
Lubricating oil base stocks	05	7801	77.8	6.8	0.6	-5.3	-3.9	12.5
Lubricating oil base stocks	05	780121	77.8	6.8	0.6	-5.3	-3.9	12.5
Asphalt and other petroleum and coal products, n.e.c.	05	8	38.2	2.5	1.3	10.0	8.2	-1.7
Asphalt and other petroleum and coal products, n.e.c.	05	81	38.2	2.5	1.3	10.0	8.2	-1.7
Asphalt	05	8102	46.7	-1.0	-1.4	8.1	-6.3	-4.0
Asphalt	05	810212	46.7	-1.0	-1.4	8.1	-6.3	-4.0
Other petroleum and coal products, including coke oven products, n.e.c.	05	8103	34.0	5.4	3.3	11.4	18.6	-0.4
Other petroleum and coal products, including coke oven products, n.e.c.	05	810319	34.0	5.4	3.3	11.4	18.6	-0.4
Other petroleum and coal products, made in coke oven establishments	05	8103191	12.5	2.3	0.2	0.1	3.5	3.2
Chemicals and allied products	06	-	18.5	-0.3	1.0	1.2	-0.5	0.3
Industrial chemicals	06	1	30.8	-1.3	1.6	2.5	-1.7	-1.3
Basic inorganic chemicals	06	13	15.7	0.6	0.5	1.1	0.8	3.6
Inorganic chemicals, other than alkalis and chlorine	06	1302	8.0	0.2	-0.7	1.2	0.0	-0.1
Aluminum compounds	06	130209	-0.2	0.0	-3.1	0.0	0.0	5.2
Inorganic acids, inc. hydrochloric, sulfuric acid and other	06	13020T	35.1	-0.5	1.7	0.5	-4.2	1.6
Sulfuric acid	06	13020T1	41.8	-0.6	0.8	-0.6	-6.1	0.8
Lime	06	130213	3.6	0.1	0.0	0.0	0.0	3.2
Potassium & sodium compounds, ex. bleaches	06	130217	16.0	0.0	1.1	2.3	1.7	2.4
Rock salt	06	130271	3.6	0.0	0.5	1.8	-1.8	2.2
Other inorganic chemicals, nec	06	130283	3.3	0.3	-1.4	1.2	0.7	-2.7
All other inorganic chemicals	06	1302833	10.5	0.5	0.0	2.0	1.2	1.1
Alkalis and chlorine, including natural sodium carbonate and sulfate	06	1303	35.1	1.4	3.2	1.0	2.7	11.9
Natural sodium carbonate and sulfate	06	130301	-8.8	-1.0	2.4	-0.5	2.4	-13.3
Chlorine, sodium hydroxide, and other alkalis	06	130302	44.9	1.8	3.3	1.3	2.7	16.7
Sodium hydroxide (caustic soda)	06	1303024	60.7	3.3	6.4	1.4	5.5	19.3
Other alkalis	06	1303028	22.9	0.6	0.2	1.8	-0.5	9.3
Basic organic chemicals	06	14	33.5	-1.5	1.8	2.7	-2.0	-2.0
Primary basic organic chemicals	06	1401	45.2	-4.9	2.7	-0.8	-7.4	-1.3
Aromatics	06	140197	43.4	-1.9	-2.7	5.4	-2.5	0.0
Liquid refinery gases	06	140198	46.1	-5.8	4.2	-2.4	-8.9	-1.8
Cyclic intermediate chemicals and dyes	06	1402	39.2	2.1	1.8	1.5	2.2	0.4
Cyclic intermediate chemicals	06	140281	39.0	2.2	1.5	1.6	2.2	-0.5
Synthetic organic dyes	06	140282	42.4	1.1	4.9	0.6	2.7	14.8
Other basic organics	06	1403	26.6	0.8	1.2	5.4	1.4	-2.7
Ethanol (ethyl alcohol)	06	140341	60.5	1.2	0.6	18.8	5.6	-16.1
Other basic organics, n.e.c.	06	140399	18.4	0.6	1.3	1.1	-0.2	2.7
Fatty acids	06	1403991	48.3	-1.3	6.0	0.8	-3.0	-0.9
Bulk pesticides and other bulk synthetic organic agricultural chemicals, excluding preparation	06	1403992	43.2	0.1	6.4	0.0	0.0	5.7
Industrial organic flavor oil mixtures and blends	06	1403993	-	3.2	0.0	1.6	0.0	3.6
Natural organic chemicals	06	1403995	5.6	3.2	1.5	-0.3	-0.3	1.2
Synthetic organic chemicals for use as flavor and perfume materials	06	1403997	1.0	0.0	2.7	0.3	0.3	-3.1
Synthetic organic plasticizers	06	1403999	46.4	2.5	1.0	7.2	11.7	0.9
Other synthetic organic chemicals	06	140399A	18.9	0.1	1.0	3.6	2.4	0.9
Miscellaneous end use chemicals and chemical products, excluding urea	06	140399B	6.4	1.8	0.4	0.1	0.0	2.9
Miscellaneous cyclic and acyclic chemicals and chemical products, excluding fatty acid esters	06	140399C	-	0.1	0.7	3.0	-4.5	-

See footnotes at end of table.

Table 7. Producer price index percentage changes for commodity and service groupings and individual items, not seasonally adjusted — Continued
[January 2022]

Title	Commodity code		Unadjusted 12-month percent change ¹	Unadjusted 1-month percent change ¹				
	Group code	Item code		Jan. 2021 to Jan. 2022 ^P	Aug. to Sept.	Sept. to Oct. ^P	Oct. to Nov. ^P	Nov. to Dec. ^P
Paints and allied products.....	06	2	20.0	0.6	1.1	1.6	0.5	5.5
Prepared paint.....	06	21	22.9	1.7	1.1	0.8	1.0	6.6
Architectural coatings.....	06	2101	24.3	0.4	0.9	0.9	0.7	9.0
Architectural coatings.....	06	210104	24.3	0.4	0.9	0.9	0.7	9.0
Exterior architectural coatings.....	06	2101041	30.3	0.4	1.9	2.3	1.5	9.0
Interior architectural coatings.....	06	2101042	21.2	0.4	0.3	0.2	0.2	9.0
OEM finishes excluding marine coatings.....	06	2102	18.4	2.0	1.6	0.7	2.1	2.0
OEM finishes excluding marine coatings.....	06	210201	18.4	2.0	1.6	0.7	2.1	2.0
Transportation finishes, except powdered and high-solids coatings. . .	06	2102011	3.8	-0.2	1.4	-0.2	0.4	0.5
All other product finishes for original equipment manufacturers (OEM), excluding marine coating.....	06	2102012	25.3	3.0	1.7	1.1	2.8	2.5
Special purpose coatings, incl. marine, industrial & construction coatings.....	06	2103	25.7	3.5	1.0	0.7	0.5	7.7
Special purpose coatings, incl. marine, industrial & construction coatings.....	06	210301	25.7	3.5	1.0	0.7	0.5	7.7
Paint materials.....	06	22	10.9	-2.7	0.9	4.2	-1.3	1.8
Paint colors.....	06	2202	11.9	-3.1	1.0	4.8	-1.5	1.6
All other inorganic pigments, including TiO2, chrome colors, and other white opaque pigments.....	06	22020N	-	-	1.1	5.8	-1.4	1.4
Chrome colors and other inorganic pigments.....	06	22020N9	-	0.0	-	-	-	-
Synthetic organic pigments.....	06	220298	15.8	2.4	0.5	0.9	-1.7	2.4
Kaolin and ball clay.....	06	2204	3.5	0.0	0.0	0.0	0.0	3.6
Kaolin and ball clay.....	06	220407	3.5	0.0	0.0	0.0	0.0	3.6
Allied and miscellaneous paint products.....	06	23	20.9	0.8	1.4	0.8	1.2	5.9
Allied and miscellaneous paint products.....	06	2301	20.9	0.8	1.4	0.8	1.2	5.9
Allied and miscellaneous paint products.....	06	230104	20.9	0.8	1.4	0.8	1.2	5.9
Drugs and pharmaceuticals.....	06	3	2.3	0.0	0.1	0.0	0.6	1.6
Medicinal and botanical chemicals, drugs, and other products.....	06	31	2.6	0.0	0.0	-0.1	0.2	2.2
Medicinal and botanical chemicals, drugs, and other products.....	06	3102	2.6	0.0	0.0	-0.1	0.2	2.2
Synthetic organic medicinal chemicals, medicinal & botanical drugs, & other products.....	06	310203	2.6	0.0	0.0	-0.1	0.2	2.2
Biological products, including diagnostics.....	06	37	5.5	0.0	0.1	-0.1	3.2	1.3
Biological products, excluding diagnostic, for veterinary, industrial, and all other misc. uses.....	06	3717	-	1.4	0.0	0.0	0.0	-
Diagnostics.....	06	3718	11.5	-0.6	0.4	-0.2	9.0	0.1
In-vitro diagnostic substances.....	06	371801	11.3	-0.3	0.2	-0.3	11.8	-0.2
Biological products, excluding diagnostic, for human use.....	06	3719	2.5	0.0	0.0	0.0	0.0	2.4
Pharmaceutical preparations.....	06	38	1.5	0.0	0.1	0.0	0.0	1.7
Pharmaceuticals affecting neoplasms, the endocrine system, & metabolic diseases.....	06	3801	2.5	0.0	0.1	0.0	0.0	1.8
Cancer therapy products.....	06	380102	4.4	0.0	0.0	0.0	0.0	3.3
Insulin/antidiabetes products.....	06	380103	2.1	0.0	0.2	0.0	0.0	1.9
Other neoplasms, endocrine system, and metabolic diseases.....	06	380104	2.9	0.0	0.0	0.0	0.0	1.9
Hormones and oral contraceptives.....	06	380105	0.9	0.0	0.0	0.0	0.0	0.6
Pharmaceuticals acting on the central nervous system and the sense organs.....	06	3802	0.9	0.0	0.2	0.0	0.0	2.0
Analgesics.....	06	380202	0.3	0.0	0.5	0.0	0.0	2.9
Analgesics, over-the-counter.....	06	380202OC	4.1	0.0	3.9	0.0	0.0	0.0
Analgesics, prescription.....	06	380202RX	0.1	0.0	0.3	0.0	0.0	3.1
Psychotherapeutics.....	06	380203	1.4	0.0	0.0	0.0	0.0	2.0
Antidepressants.....	06	3802031	1.7	0.0	0.0	0.0	0.0	1.9
Other psychotherapeutics, including tranquilizers.....	06	3802032	1.0	0.0	0.0	0.0	0.0	2.1
Anticonvulsants.....	06	380204	0.0	0.0	0.0	0.0	0.0	0.0
Other central nervous system and sense organs.....	06	380205	1.3	0.0	0.0	0.0	0.0	1.4
Pharmaceuticals acting on the cardiovascular system.....	06	3803	0.4	0.0	0.0	0.0	0.0	0.9
Other cardiovascular preparations.....	06	380305	-0.6	0.0	0.0	0.0	0.0	0.0
Pharmaceuticals acting on the respiratory system.....	06	3804	1.4	0.0	0.0	0.1	0.0	1.8
Antihistamines and bronchodilators, including antiasthmatics.....	06	380402	0.0	0.0	0.0	0.0	0.0	0.0
Other respiratory preparations.....	06	380403	1.9	0.0	0.0	0.1	0.0	2.4
Other respiratory preparations, over-the-counter.....	06	380403OC	2.4	0.0	0.0	0.7	0.0	1.7
Other respiratory preparations, prescription.....	06	380403RX	1.9	0.0	0.0	0.0	0.0	2.5
Pharmaceuticals acting on the digestive or the genito-urinary systems. . .	06	3805	0.0	0.5	0.0	0.0	0.0	0.0
Other digestive or genito-urinary preparations.....	06	380503	-0.1	0.5	0.0	0.0	0.0	0.0
Other digestive or genito-urinary preparations, over-the-counter.	06	380503OC	0.0	0.0	0.0	0.0	0.0	0.0
Other digestive or genito-urinary preparations, prescription.....	06	380503RX	0.0	0.6	0.0	0.0	0.0	0.0

See footnotes at end of table.

Table 7. Producer price index percentage changes for commodity and service groupings and individual items, not seasonally adjusted — Continued
[January 2022]

Title	Commodity code		Unadjusted 12-month percent change ¹	Unadjusted 1-month percent change ¹				
	Group code	Item code		Jan. 2021 to Jan. 2022 ^P	Aug. to Sept.	Sept. to Oct. ^P	Oct. to Nov. ^P	Nov. to Dec. ^P
Pharmaceuticals acting on the skin.....	06	3806	0.4	0.0	0.0	0.0	0.0	0.4
Other pharmaceutical preparations acting on the skin.....	06	380603	0.6	0.0	0.0	0.0	0.0	0.6
Anti-acne preparations.....	06	380604	0.0	0.0	0.0	0.0	0.0	0.0
Vitamin, nutrient, and hematonic preparations.....	06	3807	4.5	0.2	-0.1	0.1	-0.2	3.4
Multivitamins.....	06	380702	9.2	0.0	0.0	0.0	0.0	7.6
Other vitamins and nutrients.....	06	380703	1.2	0.4	-0.2	0.2	-0.4	0.4
Pharmaceuticals affecting parasitic and infective diseases.....	06	3808	1.3	0.0	0.0	0.0	0.0	1.2
Broad and medium spectrum antibiotics.....	06	380802	0.5	0.0	0.0	0.0	0.0	0.5
Systemic antivirals.....	06	380803	1.8	0.0	0.0	0.0	0.0	1.8
Other parasitic and infective diseases.....	06	380804	1.4	0.0	0.0	0.0	0.0	1.2
Fats and oils, inedible.....	06	4	37.4	-6.1	-0.5	0.2	-6.7	0.1
Fats and oils, inedible.....	06	41	37.4	-6.1	-0.5	0.2	-6.7	0.1
Fats and oils, inedible.....	06	4101	37.4	-6.1	-0.5	0.2	-6.7	0.1
Soybean oil, processed for inedible purposes.....	06	410131	33.1	-7.3	-0.9	-0.4	-7.0	1.0
Crude soybean oil, degummed, made from soybeans crushed in the same establishment.....	06	4101311	11.4	-2.2	-1.2	1.1	-0.9	-2.0
Soybean oil, all other types.....	06	4101312	46.5	-9.4	-0.7	-1.1	-9.7	2.5
Lard, inedible tallow, and grease, except wool grease.....	06	410132	56.9	-1.3	1.1	2.7	-5.5	-3.1
Agricultural chemicals and chemical products.....	06	5	51.3	2.6	4.3	4.7	4.6	3.8
Mixed fertilizers.....	06	51	38.6	2.4	1.0	3.3	3.4	4.2
Mixed fertilizers.....	06	5105	38.5	2.4	1.0	3.3	3.4	4.2
Mixed fertilizers.....	06	510501	38.5	2.4	1.0	3.3	3.4	4.2
Mixed fertilizers, made in plants which manufacture fertilizer materials.....	06	5105011	-	4.2	-1.0	6.7	5.1	-
Mixed fertilizers, dry, mixing only.....	06	5105012	16.1	0.5	1.7	0.9	1.0	4.5
Mixed fertilizers, liquid, mixing only.....	06	5105013	54.1	5.7	3.3	4.3	8.7	4.0
Fertilizer materials.....	06	52	95.4	3.2	8.0	8.2	7.6	3.3
Nitrogenates.....	06	5201	113.0	2.4	15.3	11.8	12.4	6.9
Fertilizer materials of organic origin.....	06	520137	8.2	0.0	0.0	0.0	0.0	8.2
Synthetic ammonia, nitric acid, ammonium compounds, and urea.....	06	52013A	122.6	2.5	16.3	12.4	13.0	6.8
Phosphates.....	06	5202	-	3.8	3.0	5.4	3.7	-
Phosphoric acid, 52-54 percent APA, superphosphates and other phosphate fertilizer materials.....	06	52026A	-	3.8	3.0	5.4	3.7	-
Other agricultural chemicals.....	06	53	12.0	1.9	0.5	0.1	0.1	4.6
Other agricultural chemicals.....	06	5301	12.0	1.9	0.5	0.1	0.1	4.6
Lawn and garden pesticides and chemicals.....	06	530107	6.0	0.0	2.9	1.6	0.0	0.0
Household and institutional pesticides and chemicals.....	06	530108	6.4	0.0	1.0	0.3	1.2	3.3
Agricultural and commercial pesticides and chemicals.....	06	530109	13.2	2.3	0.3	0.0	0.0	5.2
Plastic resins and materials.....	06	6	27.6	-0.3	0.3	-1.1	-2.9	-3.3
Thermoplastic resins and plastics materials.....	06	62	28.5	-0.4	0.1	-1.3	-3.5	-4.1
Thermoplastic resins and plastics materials.....	06	6212	28.5	-0.4	0.1	-1.3	-3.5	-4.1
Thermoplastic resins and plastics materials.....	06	621201	28.5	-0.4	0.1	-1.3	-3.5	-4.1
Thermosetting resins and plastics materials.....	06	63	21.7	0.3	2.1	0.5	1.1	2.2
Thermosetting resins and plastics materials.....	06	6306	21.7	0.3	2.1	0.5	1.1	2.2
Thermosetting resins and plastics materials.....	06	630601	21.7	0.3	2.1	0.5	1.1	2.2
Other chemicals and allied products.....	06	7	10.0	0.7	0.6	1.3	0.9	1.5
Soaps and detergents.....	06	71	6.2	0.4	0.4	0.4	0.1	0.7
Soaps and other detergents.....	06	7104	6.2	0.4	0.4	0.4	0.1	0.7
Soaps and detergents, commercial, industrial, and institutional.....	06	710401	6.5	1.1	0.6	0.8	0.1	1.6
Commercial, industrial, and institutional hard surface cleaners.....	06	71040101	5.3	0.0	0.3	0.4	0.2	1.3
Commercial, industrial, and institutional laundry detergents.....	06	71040102	5.8	0.0	0.6	1.9	0.0	0.0
Commercial, industrial, and institutional dishwashing detergents.....	06	71040103	6.3	1.9	0.1	0.4	0.1	3.8
Commercial, industrial, and institutional metal cleaners.....	06	71040104	9.9	0.8	5.2	0.0	0.3	0.7
Dairy, farm, and food plant cleaners, sanitizers, etc.....	06	71040106	7.2	1.0	0.5	0.0	0.2	0.3
Commercial, industrial, and institutional soaps, excluding specialty cleaners.....	06	71040107	9.0	2.4	1.9	0.2	0.0	0.2
Commercial, industrial, and institutional scouring cleaners.....	06	71040109	0.0	0.0	0.0	0.0	0.0	0.0
Household detergents.....	06	710402	7.0	0.0	0.1	0.2	0.0	0.1
Household alkaline detergents and cleaners.....	06	7104021	5.8	0.1	0.3	0.1	0.0	0.2
Household dry and liquid laundry detergents.....	06	7104022	7.4	0.0	0.0	0.2	0.0	0.0
Soaps, excluding specialty cleaners, household.....	06	710403	2.5	-0.1	0.7	0.0	0.5	0.0
Polish and other sanitation goods.....	06	72	5.6	0.5	0.1	1.6	0.3	1.0

See footnotes at end of table.

Table 7. Producer price index percentage changes for commodity and service groupings and individual items, not seasonally adjusted — Continued
[January 2022]

Title	Commodity code		Unadjusted 12-month percent change ¹	Unadjusted 1-month percent change ¹				
	Group code	Item code		Jan. 2021 to Jan. 2022 ^P	Aug. to Sept.	Sept. to Oct. ^P	Oct. to Nov. ^P	Nov. to Dec. ^P
Polish and other sanitation goods.....	06	7201	5.6	0.5	0.1	1.6	0.3	1.0
Polishing preparations and related products.....	06	720103	10.4	0.1	0.8	1.1	1.2	1.9
Specialty cleaning and sanitation products.....	06	720105	6.2	0.6	0.1	2.0	0.3	1.1
Disinfectants, nonagricultural, industrial and institutional.....	06	7201051	8.4	1.5	0.0	2.4	0.0	0.5
Air and room fresheners.....	06	7201053	9.9	0.0	0.2	5.6	0.0	3.8
Laundry fabric softeners and rinses, liquid and dry.....	06	7201058	1.9	0.0	0.0	0.0	0.1	0.4
Other specialty cleaning and sanitation products.....	06	7201059	6.7	1.0	0.1	1.7	0.7	0.6
Cosmetics and other toilet preparations.....	06	75	3.3	0.2	0.2	0.0	0.4	1.5
Shaving preparations.....	06	7502	—	—	—	-0.4	2.7	0.6
Shaving preparations.....	06	750206	—	—	—	-0.4	2.7	0.6
Perfumes, toilet waters, and colognes.....	06	7503	6.0	—	—	0.0	3.1	2.8
Perfumes, toilet waters, and colognes.....	06	750306	6.0	—	—	0.0	3.1	2.8
Hair preparations (including shampoos).....	06	7504	3.7	0.2	0.8	0.0	0.2	2.4
Hair preparations (including shampoos).....	06	750407	3.7	0.2	0.8	0.0	0.2	2.4
Hair preparations incl professional, consumer, and cream/gel shampoos.....	06	75040701	4.3	0.0	0.9	0.0	0.3	3.1
Hair tonics and hair dressings incl professional and consumer use.....	06	75040702	2.0	0.9	0.7	0.1	-0.1	0.3
Toothpastes, denture cleaners, and mouthwashes.....	06	7505	0.3	0.0	0.0	0.2	0.0	0.0
Denture cleaners, mouthwashes, gargles, and rinses.....	06	750504	0.4	—	—	0.3	0.0	0.0
Creams, lotions, and oils, excluding shaving, hair, and deodorant.....	06	7514	3.6	0.3	0.0	0.0	0.1	3.0
Creams, lotions, and oils, excluding shaving, hair, and deodorant.....	06	751401	3.6	0.3	0.0	0.0	0.1	3.0
Other cosmetics and toilet preparations.....	06	7515	3.1	0.3	0.0	0.0	0.2	0.4
Other cosmetics and toilet preparations.....	06	751501	3.1	0.3	0.0	0.0	0.2	0.4
Misc. chemical prod. and preparations.....	06	79	15.1	1.0	0.9	2.2	1.4	1.9
Explosives, propellants, and blasting accessories.....	06	7902	6.8	0.6	0.7	0.0	1.3	3.0
Explosives, propellants, and blasting accessories.....	06	790234	6.8	0.6	0.7	0.0	1.3	3.0
Industrial gases.....	06	7903	16.7	-0.3	-2.0	12.2	2.1	0.2
Carbon dioxide.....	06	790302	3.5	2.6	0.4	-0.5	-1.1	1.9
Nitrogen.....	06	790303	-0.2	-0.6	0.2	0.6	0.1	-0.1
Oxygen.....	06	790304	2.3	-0.9	-0.1	0.0	0.0	0.6
Argon and hydrogen.....	06	790309	-3.0	-1.5	-0.9	-0.1	0.0	0.5
Other industrial gases (including fluorocarbon and acetylene).....	06	790312	34.4	-0.2	-3.7	24.7	3.9	0.0
Adhesives and sealants.....	06	7904	14.2	2.1	0.6	0.6	2.3	2.4
Synthetic resin and rubber adhesives.....	06	790402	13.8	1.4	0.8	0.9	2.3	1.5
Epoxy adhesives.....	06	7904021	10.6	1.0	0.7	0.0	1.8	-0.1
Other synthetic resin and rubber adhesives.....	06	7904026	22.7	1.6	1.1	2.6	2.2	3.9
Structural sealants (load bearing).....	06	790407	8.8	0.8	0.6	0.0	0.0	1.0
Nonstructural caulking compounds and sealants.....	06	79040A	19.6	4.9	0.2	0.0	3.2	5.6
Surface active agents.....	06	7905	21.0	1.2	2.4	-0.3	1.1	2.7
Textile and leather assistants and finishes.....	06	790501	13.6	1.5	0.0	0.9	0.8	0.4
Surfactants (bulk surface active agents).....	06	790502	22.2	1.1	2.8	-0.5	1.2	3.1
Gum and wood chemicals, including wood distillation products.....	06	7906	15.2	-0.1	0.8	0.2	0.2	6.0
Gum and wood chemicals, including wood distillation products.....	06	790607	15.2	-0.1	0.8	0.2	0.2	6.0
Other miscellaneous chemical products.....	06	7909	12.7	1.1	1.3	1.2	1.0	1.4
Carbon black.....	06	790918	49.7	2.5	2.0	3.7	14.3	-1.9
Printing ink.....	06	790919	9.6	0.0	1.9	0.7	0.0	1.1
Gravure printing inks.....	06	7909192	1.0	0.0	0.0	0.0	0.0	0.0
Lithographic and offset inks.....	06	7909193	14.3	0.0	3.2	0.1	0.0	1.1
News and nonheat web offset printing inks.....	06	79091931	21.4	0.0	5.0	0.0	0.0	0.0
Publication and commercial web inks.....	06	79091932	13.4	0.0	3.4	0.0	0.0	0.0
Sheet-fed general inks.....	06	79091933	13.5	0.0	2.1	0.4	0.0	3.2
Sheet-fed packaging inks.....	06	79091934	11.9	0.0	2.2	0.0	0.0	3.3
Flexographic printing inks.....	06	7909194	29.5	0.1	4.1	0.2	0.1	8.1
Nonimpact/digital inks.....	06	7909195	0.8	0.0	0.3	1.5	-0.1	-1.6
All other printing inks.....	06	7909196	5.8	0.0	1.2	0.6	0.8	0.0
Water-treating compounds.....	06	790961	31.7	4.2	2.3	-0.8	1.9	5.7
Automotive chemicals.....	06	790991	8.4	1.1	0.7	0.0	0.0	0.8
Other chemical preparations, n.e.c.....	06	790999	5.6	0.2	0.2	2.0	-1.4	1.3
Rubber and plastic products.....	07	—	22.4	1.5	1.8	1.5	1.3	1.6
Rubber and rubber products.....	07	1	13.7	1.2	0.7	0.2	0.3	3.2
Synthetic rubber, inc. styrene-butadiene rubber (SBR) and ethylene propylene.....	07	11	19.0	2.5	0.3	-1.5	-3.2	0.6
Synthetic rubber.....	07	1102	19.0	2.5	0.3	-1.5	-3.2	0.6
Synthetic rubber, inc. sbr and ethylene propylene.....	07	110224	19.0	2.5	0.3	-1.5	-3.2	0.6

See footnotes at end of table.

Table 7. Producer price index percentage changes for commodity and service groupings and individual items, not seasonally adjusted — Continued
[January 2022]

Title	Commodity code		Unadjusted 12-month percent change ¹	Unadjusted 1-month percent change ¹				
	Group code	Item code		Jan. 2021 to Jan. 2022 ^P	Aug. to Sept.	Sept. to Oct. ^P	Oct. to Nov. ^P	Nov. to Dec. ^P
Tires, tubes, tread, & repair materials.....	07	12	11.9	0.5	0.4	0.8	0.4	4.4
Tires.....	07	1201	12.0	0.3	0.4	0.9	0.4	4.6
Pneumatic tires (including passenger, truck, bus, tractor, industrial, and other tires).....	07	12010	11.8	0.3	0.4	0.8	0.4	4.6
Passenger car pneumatic tires.....	07	120104	11.2	0.2	1.2	0.3	0.2	5.0
Truck and bus (including off-the-highway) pneumatic tires.....	07	120105	14.0	0.2	-1.0	1.6	0.5	5.1
Tread rubber, tire sundries, and repair materials.....	07	1203	10.8	2.8	0.0	0.0	0.0	1.0
Tread rubber, tire sundries, and repair materials.....	07	120354	10.8	2.8	0.0	0.0	0.0	1.0
Miscellaneous rubber products.....	07	13	13.4	1.3	1.1	0.4	1.6	3.2
Rubber and plastics footwear, including athletic footwear.....	07	1301	3.9	0.3	0.0	0.0	1.4	-0.1
Rubber and plastics footwear, including athletic footwear.....	07	130109	3.9	0.3	0.0	0.0	1.4	-0.1
Rubber and plastic belts and belting.....	07	1303	7.4	0.0	0.2	1.3	1.0	1.9
Flat rubber and plastics belts and belting.....	07	130371	9.6	0.0	0.2	1.9	1.6	2.1
Rubber and plastics transmission belts and belting (excluding flat).....	07	130372	3.5	0.0	0.2	0.3	0.0	1.6
Rubber and plastics hose.....	07	1304	13.5	1.1	0.8	-0.1	1.7	0.7
Rubber and plastics hose.....	07	130411	13.5	1.1	0.8	-0.1	1.7	0.7
Industrial rubber and plastics hose without fittings.....	07	1304116	9.8	0.0	0.8	0.0	0.2	1.3
Rubber and plastics water hose (incl. fire, irrigation, etc.).....	07	1304117	47.8	5.4	3.7	0.3	3.8	0.9
Rubber and plastics hose for on- and off-highway motor vehicles.....	07	1304118	5.2	0.8	0.9	-0.5	0.9	0.6
Miscellaneous rubber products, n.e.c.....	07	1306	14.5	1.5	1.3	0.4	1.6	4.0
All other industrial rubber products.....	07	130604	0.8	0.8	0.6	0.0	0.2	0.3
All other miscellaneous rubber goods.....	07	130606	10.4	0.6	0.7	0.7	1.6	2.0
Rubber compounds or mixtures for sale or interplant transfer.....	07	130612	26.1	3.2	3.2	0.0	0.8	4.8
Rubber druggist and medical sundries, excluding gloves.....	07	130616	0.3	0.0	0.0	0.0	0.1	0.0
Rubber products for mechanical use.....	07	130617	10.1	0.3	0.3	0.5	1.9	4.7
Molded rubber mechanical goods automotive.....	07	1306171	2.1	0.0	0.1	0.0	0.0	1.4
Molded rubber mechanical goods, transportation/off-highway.....	07	1306172	11.1	0.0	0.0	1.1	9.3	0.0
Other molded rubber mechanical goods (excluding tubing).....	07	1306179	16.9	0.8	1.9	0.0	2.5	4.7
Other extruded rubber mechanical goods (excl. auto)(excl. tubing).....	07	130617C	19.0	3.5	0.0	6.6	0.0	0.0
Rubber coated fabrics and garments.....	07	130618	11.3	-1.0	0.0	0.2	7.2	0.0
Plastic products.....	07	2	25.0	1.6	2.2	1.9	1.5	1.2
Plastic construction products.....	07	21	35.0	1.2	2.9	1.3	1.2	1.8
Plastic construction products.....	07	2106	35.0	1.2	2.9	1.3	1.2	1.8
Plastics pipe.....	07	210603	60.2	1.0	4.3	0.8	1.9	1.2
Plastics drain, waste, and vent pipe.....	07	2106031	56.2	1.0	3.6	1.2	2.9	2.8
Plastics water pipe.....	07	2106033	82.9	2.5	5.3	1.2	2.0	1.4
Plastics sewer, stormdrain, and water main pipe.....	07	2106038	79.3	1.0	5.9	1.8	5.0	0.1
Other plastics pipe.....	07	210603B	26.9	0.2	0.7	-0.1	-2.3	0.5
Plastics pipe fittings and unions.....	07	210604	56.2	2.9	3.0	0.6	2.7	5.4
Plastics plumbing fixtures.....	07	210605	21.5	2.0	1.4	3.4	0.0	1.7
Other plastic construction products.....	07	210606	21.4	1.0	2.3	1.4	0.8	1.6
Building and construction polystyrene foam products.....	07	2106061	50.2	0.2	8.2	6.6	0.2	2.6
Building & construction fabricated plastics products (excl foam, plumbing fixtures, hardware).....	07	2106063	18.4	1.1	1.4	0.6	0.9	1.5
Unsupported plastic film, sheet and other shapes.....	07	22	25.1	2.1	2.7	1.9	1.0	0.4
Unsupported plastic film, sheet and other shapes.....	07	2205	25.2	2.1	2.7	1.9	1.0	0.4
Unsupported plastic film, sheet and other shapes.....	07	220501	25.2	2.1	2.7	1.9	1.0	0.4
Unlaminated polyethylene film and sheet.....	07	2205011	28.5	1.1	-0.3	3.0	2.2	-0.9
Unlaminated vinyl and vinyl copolymer film and sheet.....	07	2205013	33.5	6.0	3.1	0.3	0.8	0.0
Miscellaneous unlaminated plastics film and sheet.....	07	2205014	20.4	0.8	2.3	3.4	1.5	0.1
Unlaminated plastics profile shapes.....	07	2205015	18.7	2.8	2.7	0.0	-0.9	4.6
Laminated plastic sheets, rods, and tubes.....	07	23	9.4	1.0	0.7	0.2	1.1	2.0
Laminated plastics plates, sheet (excluding packaging), and shapes.....	07	2304	9.4	1.0	0.7	0.2	1.1	2.0
Laminated plastics plates, sheet (excluding packaging), and shapes.....	07	230401	9.4	1.0	0.7	0.2	1.1	2.0
Parts for manufacturing from plastics.....	07	26	17.0	1.8	1.1	0.7	1.9	1.2
Parts for transportation equipment.....	07	2601	16.4	1.1	1.2	0.8	2.7	1.0
Parts for transportation equipment.....	07	260105	16.5	1.1	1.2	0.8	2.7	1.0
Transportation polyurethane foam products.....	07	2601051	8.0	0.0	0.0	0.0	0.0	1.4
Transportation fabricated plastic parts (excluding foam and reinforced plastics).....	07	2601052	17.1	1.2	1.3	0.9	2.9	1.0
Other parts and components for manufacturing.....	07	2602	11.2	-0.1	1.5	0.8	0.5	2.2
Other parts and components for manufacturing.....	07	260205	11.2	-0.1	1.5	0.8	0.5	2.2
All other miscellaneous polyurethane foam products.....	07	2602051	10.7	0.0	1.0	0.0	2.4	-0.4
Electrical & electronic fabricated plastics (excl. foam and reinforced plastics).....	07	2602052	8.6	0.0	1.2	0.2	0.0	0.4

See footnotes at end of table.

Table 7. Producer price index percentage changes for commodity and service groupings and individual items, not seasonally adjusted — Continued
[January 2022]

Title	Commodity code		Unadjusted 12-month percent change ¹	Unadjusted 1-month percent change ¹				
	Group code	Item code		Jan. 2021 to Jan. 2022 ^P	Aug. to Sept.	Sept. to Oct. ^P	Oct. to Nov. ^P	Nov. to Dec. ^P
All other polystyrene foam products incl. transportation application uses.....	07	2602053	34.1	1.4	3.6	4.9	2.1	5.2
Industrial machinery plastics products, excl foam (incl gears, bearings, bushings, cams).....	07	2602054	6.4	-0.8	1.2	0.0	-0.3	3.7
Foam components for furniture.....	07	2603	34.8	9.6	-0.6	0.0	0.5	0.2
Foam components for furniture.....	07	260305	34.8	9.6	-0.6	0.0	0.5	0.2
Other plastic products.....	07	29	19.9	0.3	3.9	0.4	1.1	2.7
Other plastic products.....	07	2901	19.9	0.3	3.9	0.4	1.1	2.7
Custom compounding of purchased plastic resins (incl color concentrates and resin pellets).....	07	290196	24.6	0.3	5.9	0.8	1.4	2.1
All other reinforced and fiberglass plastics products.....	07	290197	14.1	0.3	1.2	0.0	0.7	4.1
Products made of foam other than polystyrene or polyurethane.....	07	290198	12.1	0.8	1.2	0.0	0.6	0.0
Plastic packaging products.....	07	2A	26.6	1.0	2.1	2.3	0.4	1.2
Plastic packaging products.....	07	2A01	26.6	1.0	2.1	2.3	0.4	1.2
Plastic packaging products.....	07	2A0101	26.6	1.0	2.1	2.3	0.4	1.2
Other plastic packaging products, excluding film, sheet, foam and bottles.....	07	2A01012	26.6	1.3	2.1	2.1	-0.1	-0.9
Packaging polyurethane foam products.....	07	2A01013	2.6	0.0	0.0	0.0	0.0	0.0
Plastic bottles.....	07	2A01014	18.4	0.8	1.5	0.8	0.0	3.0
Polystyrene foam food containers.....	07	2A01015	64.2	0.5	5.2	9.4	5.8	5.7
Polystyrene foam protective shipping pads/shaped cushioning/other foam packaging supplies.....	07	2A01016	59.0	0.0	2.4	6.0	0.5	5.8
Consumer, institutional, and commercial products, n.e.c.....	07	2B	26.2	2.7	1.2	4.3	3.7	0.2
All other consumer, institutional, and commercial products.....	07	2B01	26.2	2.7	1.2	4.3	3.7	0.2
All other consumer, institutional, and commercial products.....	07	2B0101	26.2	2.7	1.2	4.3	3.7	0.2
Consumer and institutional polystyrene foam products.....	07	2B01011	52.4	0.2	5.8	7.1	5.5	4.5
Consumer and institutional polyurethane foam products.....	07	2B01013	14.3	0.0	0.0	0.0	0.0	0.0
Consumer/institutional/commercial fabricated plastics products.....	07	2B01015	22.3	3.3	0.4	4.0	3.5	-0.6
Recyclable plastics.....	07	2C	41.2	6.9	0.0	1.4	0.4	0.0
Recyclable plastics.....	07	2C01	41.2	6.9	0.0	1.4	0.4	0.0
Recyclable plastics.....	07	2C0101	41.2	6.9	0.0	1.4	0.4	0.0
Lumber and wood products.....	08	-	18.6	-2.6	1.6	1.3	5.6	8.8
Lumber.....	08	1	22.7	-2.8	4.9	3.7	15.5	16.9
Softwood lumber.....	08	11	20.1	-4.6	6.8	6.0	23.6	24.4
Softwood cut stock and dimension.....	08	1105	26.3	-6.6	5.4	0.3	10.5	19.7
Softwood cut stock and dimension.....	08	110503	26.3	-6.6	5.4	0.3	10.5	19.7
Softwood lumber, not edge worked.....	08	1106	17.6	-5.2	8.4	7.6	28.7	28.6
Softwood lumber, not edge worked.....	08	110601	17.6	-5.2	8.4	7.6	28.7	28.6
Softwood dressed lumber, less than 2 inches in nominal thickness, not edge worked.....	08	1106012	-20.0	-19.4	-19.9	-1.5	4.2	8.4
Softwood dressed 2-inch lumber, 2 inches in nominal thickness only, not edge worked.....	08	1106013	25.4	-3.0	20.2	11.9	46.6	34.3
Softwood dressed lumber and timbers, more than 2 inches in nominal thickness, not edge worked.....	08	1106014	26.6	1.4	20.1	13.8	9.0	69.0
Softwood lumber, made from purchased lumber.....	08	1107	35.9	-1.4	0.9	1.0	5.4	3.3
Softwood lumber, made from purchased lumber.....	08	110701	35.9	-1.4	0.9	1.0	5.4	3.3
Hardwood lumber.....	08	12	30.8	0.3	1.8	-0.1	0.6	0.2
Hardwood cut stock and dimension.....	08	1203	26.5	0.1	0.0	0.0	0.0	0.0
Hardwood cut stock and dimension.....	08	120311	26.5	0.1	0.0	0.0	0.0	0.0
Hardwood flooring.....	08	1204	31.3	1.6	1.6	4.7	3.2	1.4
Oak and maple hardwood flooring.....	08	120401	33.4	2.1	1.1	5.7	3.8	0.8
Hardwood flooring, other than oak and maple.....	08	120402	21.3	-0.9	4.1	0.0	-0.1	4.9
Hardwood lumber, not edge worked.....	08	1205	32.5	0.0	3.6	-2.5	-0.3	-0.2
Hardwood lumber, not edge worked.....	08	120501	32.5	0.0	3.6	-2.5	-0.3	-0.2
Millwork.....	08	2	21.4	0.3	-0.1	0.6	2.1	4.9
General millwork.....	08	21	16.4	2.0	0.7	0.5	0.6	2.4
General millwork.....	08	2101	16.4	2.0	0.7	0.5	0.6	2.4
Stock wood kitchen cabinets, related cabinetwork and countertops.....	08	210102	5.5	0.5	0.9	0.0	1.7	0.0
Stock wood kitchen cabinets and related cabinetwork for permanent installation.....	08	2101021	5.7	0.6	0.0	0.0	2.2	0.0
Custom wood kitchen cabinets, bathroom vanities, and related cabinetwork.....	08	210105	12.4	1.0	0.0	0.0	0.1	5.2
Custom wood kitchen cabinets and related cabinetwork not sold direct to customer at retail.....	08	2101051	19.5	0.5	0.1	0.0	0.1	9.5

See footnotes at end of table.

Table 7. Producer price index percentage changes for commodity and service groupings and individual items, not seasonally adjusted — Continued
 [January 2022]

Title	Commodity code		Unadjusted 12-month percent change ¹	Unadjusted 1-month percent change ¹				
	Group code	Item code		Jan. 2021 to Jan. 2022 ^P	Aug. to Sept.	Sept. to Oct. ^P	Oct. to Nov. ^P	Nov. to Dec. ^P
Custom wood kitchen cabinets, bathroom vanities, and related cabinet work sold at retail.....	08	2101052	6.3	1.4	0.0	0.0	0.0	1.3
Wood window units.....	08	210112	11.0	0.0	0.0	0.5	0.0	2.7
Double hung wood window units.....	08	2101121	16.1	0.0	0.0	0.7	0.0	4.2
Casement wood window units.....	08	2101122	8.4	0.0	0.0	0.7	0.0	1.4
All other wood window units, including horizontal sliding, awning and single hung.....	08	2101123	6.0	0.0	0.0	0.0	0.0	2.3
Wood sash, excluding sash shipped in window units.....	08	210122	11.3	0.0	0.0	0.0	0.0	3.1
Wood window & door frames, incl. door frames in door units, excl. window frames in window units.....	08	210132	40.9	0.1	2.4	1.9	0.0	0.3
Wood panel, flush, & molded face doors, interior & exterior, incl. doors with glazed sections.....	08	210142	16.7	1.6	1.5	1.5	1.5	0.7
Other wood doors, incl. garage, patio, bifold, cabinet, screen, storm and louver.....	08	210152	12.6	0.3	0.8	0.2	0.2	1.6
Wood moldings.....	08	210162	42.0	12.1	0.0	0.9	0.7	1.7
Mirror and picture frames and framed pictures.....	08	210175	4.5	0.3	0.6	0.0	0.0	0.2
Other wood millwork products, including stairwork, exterior millwork, and softwood flooring.....	08	210183	43.1	7.8	1.8	0.3	1.3	10.0
Prefabricated structural members.....	08	22	37.7	-4.5	-2.7	0.9	6.5	12.4
Prefabricated structural members.....	08	2201	37.7	-4.5	-2.7	0.9	6.5	12.4
Laminated veneer lumber.....	08	220107	66.3	1.5	-0.1	0.0	0.7	-0.6
Other engineered structural wood members, excluding trusses & laminated veneer lumber.....	08	220108	61.9	-2.7	-1.6	0.6	4.0	1.2
Wood trusses.....	08	220109	32.3	-5.6	-3.2	1.1	7.8	16.0
Plywood.....	08	3	14.1	-20.2	4.4	4.0	2.6	8.4
Softwood veneer and plywood.....	08	31	10.6	-29.7	6.2	5.2	4.7	12.8
Softwood veneer and plywood.....	08	3103	10.6	-29.7	6.2	5.2	4.7	12.8
Softwood veneer and plywood.....	08	310303	10.6	-29.7	6.2	5.2	4.7	12.8
Softwood veneer, incl. veneer backed w/ paper, cloth, or other flexible material.....	08	3103031	3.4	-19.6	-10.2	-1.4	1.9	9.8
Softwood plywood products: rough, sanded, and specialties.....	08	3103035	12.6	-32.8	12.2	7.1	5.4	13.6
Hardwood veneer and plywood.....	08	35	22.0	2.0	1.5	2.0	-0.9	0.3
Hardwood veneer and plywood.....	08	3501	22.0	2.0	1.5	2.0	-0.9	0.3
Hardwood veneer, including veneer backed with paper, cloth, or other flexible material.....	08	350102	18.6	1.0	0.0	1.6	0.0	4.3
Hardwood plywood.....	08	350104	28.9	5.1	1.0	2.6	-0.6	-2.4
Hardwood veneered panels, including two-ply veneers.....	08	350107	8.9	-5.6	5.8	1.0	-3.5	2.0
Other wood products.....	08	4	21.0	-0.3	-1.0	-2.2	0.3	4.1
Wood pallets and pallet containers, wood and metal combination.....	08	41	35.8	-0.5	-2.0	-2.5	0.6	3.8
Wood pallets and pallet containers.....	08	4101	35.8	-0.5	-2.0	-2.5	0.6	3.8
Wood pallets and pallet containers, wood and metal combination.....	08	410101	35.8	-0.5	-2.0	-2.5	0.6	3.8
Wood boxes.....	08	42	23.4	-0.4	-2.4	-0.3	-0.6	11.5
Wood boxes.....	08	4201	23.4	-0.4	-2.4	-0.3	-0.6	11.5
Nailed and lock-corner wood boxes.....	08	420101	28.5	-0.2	10.1	-1.6	0.0	-0.5
Wood box and crate shook.....	08	420102	24.4	-1.1	-10.9	0.0	-1.7	7.1
Other wood container parts and wood containers.....	08	420127	21.2	0.0	0.0	0.0	0.0	19.7
Miscellaneous wood products.....	08	49	5.8	0.1	0.8	-2.4	0.2	2.3
Wood ties, siding, shingles, and shakes, and contract sawing of logs owned by others.....	08	4903	9.7	1.4	1.9	0.3	-0.5	0.8
Wood ties, siding, shingles, and shakes, and contract sawing of logs owned by others.....	08	490301	9.7	1.4	1.9	0.3	-0.5	0.8
Sawn wood fence stock, wood lath, and contract resawing and planing.....	08	4904	4.6	0.0	0.0	0.0	0.0	0.0
Sawn wood fence stock, wood lath, and contract resawing and planing.....	08	490401	4.6	0.0	0.0	0.0	0.0	0.0
All other miscellaneous wood products.....	08	4909	5.7	0.0	0.8	-2.8	0.2	2.6
All other miscellaneous wood products.....	08	490901	5.7	0.0	0.8	-2.8	0.2	2.6
Logs, bolts, timber, pulpwood and wood chips.....	08	5	5.4	-0.7	-0.2	-0.5	0.5	2.3
Logs, bolts, timber, pulpwood and wood chips.....	08	51	5.4	-0.7	-0.2	-0.5	0.5	2.3
Logs, bolts, timber, pulpwood and wood chips.....	08	5105	5.4	-0.7	-0.2	-0.5	0.5	2.3
Logs, bolts, timber and pulpwood.....	08	510502	3.6	-0.1	-0.2	-1.1	0.8	0.7
Wood chips, excluding field chips.....	08	510505	11.9	-2.8	-0.1	1.7	-0.4	8.1
Prefabricated wood buildings & components.....	08	6	21.8	-1.6	1.1	1.8	1.9	1.2
Prefabricated wood buildings & components.....	08	61	21.8	-1.6	1.1	1.8	1.9	1.2
Prefabricated wood buildings and components.....	08	6101	21.8	-1.6	1.1	1.8	1.9	1.2

See footnotes at end of table.

Table 7. Producer price index percentage changes for commodity and service groupings and individual items, not seasonally adjusted — Continued
[January 2022]

Title	Commodity code		Unadjusted 12-month percent change ¹	Unadjusted 1-month percent change ¹				
	Group code	Item code		Jan. 2021 to Jan. 2022 ^P	Aug. to Sept.	Sept. to Oct. ^P	Oct. to Nov. ^P	Nov. to Dec. ^P
Prefabricated stationary wood buildings, components (not sold as complete units).....	08	610101	11.8	-3.7	-0.4	3.1	2.4	1.7
Prefabricated stationary wood buildings, precut packages (complete units).....	08	610102	27.5	-0.4	0.6	1.3	0.1	-0.4
Prefabricated stationary wood buildings, shipped in panel form (complete units).....	08	610103	39.7	-1.5	6.3	1.7	7.2	4.1
Prefabricated stationary wood buildings, shipped in three-dimensional assemblies.....	08	610104	23.7	0.0	1.2	0.8	0.5	0.4
Prefabricated stationary wood buildings, three-dimensional assemblies, residential.....	08	6101041	22.4	-0.1	1.7	0.9	0.5	0.5
Prefabricated stationary wood buildings, three-dimensional assemblies, nonresidential.....	08	6101042	30.5	0.6	-1.5	0.5	0.4	0.0
Treated wood and contract wood preserving.....	08	7	5.8	-1.5	3.0	3.0	3.1	11.4
Treated wood and contract wood preserving.....	08	71	5.8	-1.5	3.0	3.0	3.1	11.4
Treated wood.....	08	7101	5.3	-1.6	3.2	3.3	3.2	11.8
Wood poles, piles, and posts owned and treated by the same establishment.....	08	710101	0.9	0.6	0.3	-0.4	0.2	0.6
Other wood products owned and treated by the same establishment.....	08	710102	6.8	-2.4	4.4	4.7	4.3	15.7
Contract wood preservation.....	08	7102	10.7	-0.4	0.8	0.1	2.3	7.4
Receipts for treating wood owned by others w/ arsenical chemicals, creosote, & other chemicals.....	08	710201	10.7	-0.4	0.8	0.1	2.3	7.4
Pulp, paper, and allied products.....	09	—	15.3	1.0	1.8	1.2	0.3	0.7
Pulp, paper, and prod., ex. bldg. paper.....	09	1	17.6	1.5	2.2	0.5	0.1	0.5
Wood pulp.....	09	11	47.3	-0.1	-0.1	-1.6	2.9	-0.7
Wood pulp.....	09	1105	47.3	-0.1	-0.1	-1.6	2.9	-0.7
Wood pulp.....	09	110501	47.3	-0.1	-0.1	-1.6	2.9	-0.7
Special alpha and dissolving wood pulp, incl. sulfite and sulfate and other wood pulp.....	09	1105012	—	-0.6	-0.4	-3.1	2.7	-2.4
All other miscellaneous pulp, other than wood, and pulp mill byproducts incl. turpentine.....	09	1105017	—	2.1	1.5	5.0	3.4	5.9
Recyclable paper.....	09	12	60.5	4.8	6.3	-4.2	-8.0	-6.6
News and other low grade recyclable paper.....	09	1201	73.9	6.4	-0.6	-6.0	-6.3	1.2
News and other low grade recyclable paper.....	09	120125	73.8	6.4	-0.6	-6.0	-6.3	1.2
Corrugated recyclable paper.....	09	1203	54.5	4.8	8.6	-3.7	-8.9	-8.1
Corrugated recyclable paper.....	09	120325	54.5	4.8	8.6	-3.7	-8.9	-8.1
High grade recyclable paper (including pulp substitutes and deinking).....	09	1207	81.3	4.4	0.1	-5.9	-5.0	-3.5
High grade recyclable (including pulp substitutes and deinking).....	09	120725	81.3	4.4	0.1	-5.9	-5.0	-3.5
Paper.....	09	13	17.7	1.1	0.9	1.2	0.2	1.2
Writing and printing papers.....	09	1301	16.8	0.6	0.8	2.4	0.6	2.6
Bleached bristol, clay-coated, uncoated, and industrial converted paper.....	09	130119	16.4	0.2	1.4	2.5	0.3	2.8
Printing paper, coated at establishments other than where paper was produced.....	09	130120	17.0	0.6	-0.3	0.0	0.0	2.0
Newsprint.....	09	1302	31.1	1.4	1.1	1.4	-0.1	3.4
Newsprint.....	09	130291	31.1	1.4	1.1	1.4	-0.1	3.4
Packaging and industrial converting paper.....	09	1303	19.5	1.8	1.1	-0.3	-0.3	-0.7
Coated and laminated single and multi-web paper.....	09	130321	16.6	1.8	2.9	0.2	0.6	1.3
Single-web paper, rolls and sheets, including waxed, for flexible packaging uses.....	09	1303211	12.2	0.6	3.9	0.0	0.0	1.4
Multiweb laminated rolls and sheets, except foil, for flexible packaging uses.....	09	1303213	22.3	3.3	1.6	0.4	1.3	1.1
Coated and laminated single and multi-web film.....	09	130322	20.0	1.7	0.8	-0.4	-0.5	-1.2
Single-web film, rolls, and sheets, including coextruded, for flexible packaging uses.....	09	130322A	18.9	1.9	1.3	-0.9	-0.5	-2.1
Single-web film, rolls, and sheets for flexible packaging uses.....	09	130322A1	15.6	1.4	1.3	-0.9	-1.1	-2.4
Coextruded single-web film, for flexible packaging uses.....	09	130322A2	36.6	3.9	1.2	-1.0	2.4	-0.6
All other coated and processed papers.....	09	1305	9.4	1.2	0.9	0.4	0.9	0.5
Converted foil for nonpackaging applications.....	09	130505	7.7	4.3	0.5	0.5	0.2	0.0
Other coated and processed papers, except for packaging uses.....	09	130506	8.6	0.7	1.0	0.2	0.8	0.6
Paperboard.....	09	14	19.9	1.2	3.9	0.3	0.9	0.1
Corrugated paperboard in sheets and rolls, lined and unlined.....	09	1405	16.9	0.7	3.5	0.9	1.0	-0.7
Corrugated paperboard in sheets and rolls, lined and unlined.....	09	140551	16.9	0.7	3.5	0.9	1.0	-0.7
Paperboard, excluding corrugated paperboard.....	09	1411	20.5	1.3	4.0	0.1	0.8	0.3
Recycled paperboard.....	09	141105	23.8	1.8	3.3	0.4	1.2	0.6
Unbleached kraft packaging and industrial converting paperboard.....	09	141107	—	0.4	5.3	0.0	0.9	0.0
Bleached packaging and industrial converting paperboard.....	09	141112	—	3.6	2.5	0.0	0.3	0.6

See footnotes at end of table.

Table 7. Producer price index percentage changes for commodity and service groupings and individual items, not seasonally adjusted — Continued
[January 2022]

Title	Commodity code		Unadjusted 12-month percent change ¹	Unadjusted 1-month percent change ¹				
	Group code	Item code		Jan. 2021 to Jan. 2022 ²	Aug. to Sept.	Sept. to Oct. ^P	Oct. to Nov. ^P	Nov. to Dec. ^P
Converted paper and paperboard products.....	09	15	12.6	1.4	1.8	1.0	0.4	1.2
Sanitary paper products, including stock.....	09	1501	5.2	1.4	0.0	1.1	0.1	0.7
Sanitary paper products, including stock.....	09	150123	5.1	1.4	0.0	1.1	0.1	0.7
Sanitary tissue paper products, made in paper mills.....	09	1501233	5.8	0.3	0.2	1.4	-0.2	1.2
Paper table napkins, industrial & retail pkgs bulk & dispenser types, made in paper mills.....	09	15012332	8.1	-0.3	0.7	0.1	0.0	1.5
Paper towels, industrial pkgs (rolled, folded, and interfolded), made in paper mills.....	09	15012335	6.4	1.3	0.0	0.0	2.3	1.2
Other sanitary paper products, made in paper mills.....	09	15012337	6.8	-0.2	-0.3	3.0	-2.1	3.4
Disposable diapers and similar disposable products, purchased sanitary paper stock and wadding.....	09	1501234	6.4	5.8	0.0	0.4	0.2	0.0
Sanitary tissue paper products, made from purchased sanitary paper stock or wadding.....	09	1501235	4.3	0.9	-0.6	2.0	1.5	0.3
Paper, plastic, and foil bags.....	09	1502	16.6	1.7	0.8	-0.3	-0.1	-0.1
Uncoated single-web paper grocers' bags and sacks and variety and shopping bags.....	09	150214	1.5	0.4	0.0	0.0	0.0	0.0
Specialty bags, pouches and liners.....	09	150216	20.3	2.0	1.0	-0.4	-0.1	-0.2
Plastics, foil, and coated paper bags.....	09	1502161	19.0	0.1	-0.5	9.1	0.5	0.6
Specialty bags, pouches, and liners, multiweb laminations and foil, except film-film.....	09	15021612	18.2	0.2	-0.8	8.6	0.8	1.0
Single-web film specialty bags, pouches, and liners.....	09	1502162	21.3	2.4	1.2	-1.4	-0.2	-0.3
Polyethylene grocery and variety bags and pouches.....	09	15021621	18.9	0.0	0.0	-3.3	-0.2	0.0
Polyethylene refuse bags.....	09	15021622	23.7	6.9	2.6	-0.9	-3.2	-1.4
Other polyethylene bags, pouches, and liners.....	09	15021625	18.0	1.1	1.8	-0.5	-1.3	-0.5
Coextruded single-web film specialty bags, pouches, & liners.....	09	15021626	38.9	4.7	0.0	0.0	4.7	-0.1
Multiweb film/film combination specialty bags, pouches and liners.....	09	1502163	11.6	0.3	0.9	0.2	0.7	1.0
Paper boxes and containers.....	09	1503	16.2	1.4	3.3	1.1	0.3	2.0
Corrugated shipping containers.....	09	150301	17.7	1.7	3.6	0.2	0.1	1.8
Corrugated shipping containers for food and beverages and carryout boxes for retail food.....	09	1503011	10.8	1.0	2.4	0.5	0.3	1.3
Corrugated shipping containers for paper and allied products.....	09	1503012	21.6	1.3	5.0	0.0	0.1	3.6
Corrugated shipping containers for metal and electrical machinery.....	09	1503013	20.3	0.9	4.6	0.5	0.0	0.6
Corrugated shipping containers for all other end uses.....	09	1503014	19.6	4.4	2.1	0.0	0.0	0.0
Setup (rigid) paperboard boxes.....	09	150322	32.8	0.9	3.3	0.2	3.6	7.2
Folding paperboard boxes, packaging, and packaging components.....	09	150336	13.6	1.1	3.2	1.5	1.8	1.5
Folding paperboard boxes, packaging, and packaging components.....	09	15033601	13.6	1.1	3.2	1.5	1.8	1.5
Paperboard fiber drums with ends of any material.....	09	150337	23.3	0.2	0.7	5.1	0.2	0.4
Milk and milk-type paperboard cartons, including juice, beverage, and other products.....	09	150351	-	0.0	1.4	-	-	-
Other corrugated and solid fiber products, including containers, pallets, pads, etc.....	09	1504	15.0	0.4	4.7	0.7	0.2	0.0
Other corrugated and solid fiber products, including containers, pallets, pads, etc.....	09	150441	15.0	0.4	4.7	0.7	0.2	0.0
Office supplies and accessories.....	09	1506	14.5	1.8	-0.1	2.0	2.5	3.1
Envelopes.....	09	150636	13.7	1.5	1.4	4.0	1.5	1.2
Die-cut paper and paperboard office supplies.....	09	150646	22.0	0.1	0.0	0.6	7.2	6.2
Paper supplies for business machines and other misc. unprinted office supplies.....	09	150655	14.5	4.5	-2.8	1.1	1.1	4.5
Tablets, pads, and related products.....	09	150657	8.8	0.4	0.0	0.3	2.0	4.3
Fiber cans, tubes, and similar fiber products.....	09	1507	17.5	1.7	1.8	0.9	3.0	2.0
Fiber cans, all fiber and composite.....	09	150731	5.8	0.6	0.5	0.4	0.5	0.6
Fiber cores and tubes.....	09	150732	24.2	2.4	2.4	1.1	4.2	2.6
Paperboard cones, reels, spools, bobbins, blocks, and all vulcanized fiber products.....	09	150733	14.6	0.3	1.2	0.2	0.0	0.0
Molded pulp goods, including egg cartons, florists pots, food trays, etc.....	09	1508	17.9	1.3	4.7	2.1	1.1	0.7
Molded pulp goods, including egg cartons, florists pots, food trays, etc.....	09	150814	17.8	1.3	4.7	2.1	1.1	0.7
Miscellaneous converted paper and paperboard products.....	09	1509	10.8	1.1	1.7	1.2	0.8	0.3
Pasted, lined, laminated, or surface-coated paperboard.....	09	150901	20.8	0.8	0.7	0.0	2.1	1.4
Wallcoverings.....	09	150902	0.8	0.0	0.8	0.0	0.0	0.0
Other sanitary paper products & misc. converted paper & paperboard products.....	09	150999	9.7	1.3	1.9	1.5	0.6	0.2
Miscellaneous converted paper and paperboard products.....	09	1509992	13.3	1.7	2.6	2.1	0.7	0.2
Pressure-sensitive products.....	09	16	14.6	1.2	0.6	1.5	1.1	1.4
Pressure-sensitive products.....	09	1601	14.6	1.2	0.6	1.5	1.1	1.4
Pressure-sensitive products.....	09	160101	14.6	1.2	0.6	1.5	1.1	1.4
Building paper & building board mill prods.....	09	2	14.1	-5.8	2.8	2.3	2.3	5.0
Hardboard, particleboard & fiberboard prods.....	09	22	14.1	-5.8	2.8	2.3	2.3	5.0

See footnotes at end of table.

Table 7. Producer price index percentage changes for commodity and service groupings and individual items, not seasonally adjusted — Continued
[January 2022]

Title	Commodity code		Unadjusted 12-month percent change ¹	Unadjusted 1-month percent change ¹				
	Group code	Item code		Jan. 2021 to Jan. 2022 ^P	Aug. to Sept.	Sept. to Oct. ^P	Oct. to Nov. ^P	Nov. to Dec. ^P
Particleboard and fiberboard.....	09	2201	9.3	-6.2	2.8	2.5	2.5	0.7
Particleboard made from particleboard produced at the same location...	09	220125	41.8	5.5	1.4	1.8	2.5	0.2
Medium density fiberboard (MDF) made from MDF produced at the same location.....	09	220131	56.0	4.0	2.1	5.0	1.5	0.0
Prefinished particleboard and medium density fiberboard (MDF) made from purchased materials.....	09	220141	62.9	8.3	0.0	0.0	0.0	0.1
Hardboard products.....	09	2202	82.0	0.0	3.6	0.0	0.0	63.8
Hardboard products.....	09	220206	81.9	0.0	3.6	0.0	0.0	63.8
Publications, printed matter and printing material.....	09	4	9.2	0.7	0.6	3.0	0.7	0.7
Books printing.....	09	44	13.4	1.9	1.1	1.5	1.5	2.4
Books printing.....	09	4401	13.4	1.9	1.1	1.5	1.5	2.4
Books printing.....	09	440114	13.4	1.9	1.1	1.5	1.5	2.4
Textbook printing and binding.....	09	4401141	19.8	1.7	2.7	2.1	1.8	1.5
Technical, scientific, & professional book printing & binding.....	09	4401143	21.3	5.2	0.8	2.3	0.1	8.4
Religious book printing and binding.....	09	4401145	19.3	2.2	1.3	3.7	3.7	2.7
General book (trade, etc.) printing and binding.....	09	4401147	15.1	1.9	0.3	1.7	2.5	1.9
Other book and pamphlet printing and binding.....	09	440114E	3.2	1.2	0.1	0.0	0.1	1.4
Manifold business forms printing.....	09	45	5.1	0.0	0.0	2.2	0.0	0.3
Manifold business forms printing.....	09	4501	5.1	0.0	0.0	2.2	0.0	0.3
Manifold business forms printing, excluding checkbooks.....	09	450105	5.1	0.0	0.0	2.2	0.0	0.3
Unit set business forms, loose or bound, manifold books, and pegboard accounting systems.....	09	4501051	0.4	0.0	0.0	0.0	0.0	0.3
Commercial printing.....	09	47	9.4	0.5	0.6	3.5	0.6	0.6
Magazine and periodical printing.....	09	4701	13.3	0.5	4.4	0.0	2.6	-0.1
Magazine and periodical printing (lithographic).....	09	470102	13.3	0.5	4.4	0.0	2.6	-0.1
Label and wrapper printing for packaging.....	09	4702	6.2	0.7	0.4	0.7	0.2	0.6
Label and wrapper printing (lithographic).....	09	470202	1.0	0.0	0.0	0.0	0.0	0.0
Label and wrapper printing (flexographic).....	09	470205	8.5	0.7	0.7	1.2	0.0	0.9
Catalog and directory printing.....	09	4703	2.8	0.0	0.3	0.4	0.0	1.7
Catalog and directory printing (lithographic).....	09	470302	2.8	0.0	0.3	0.4	0.0	1.7
Advertising printing.....	09	4705	2.9	0.4	0.5	0.4	0.4	0.3
Advertising printing (lithographic).....	09	470506	3.0	0.4	0.6	0.4	0.4	0.3
Other general job printing.....	09	4706	4.1	0.4	0.0	0.4	0.9	1.4
Quick printing.....	09	470604	0.5	0.0	0.0	0.0	0.0	0.0
Other commercial and general job printing.....	09	470609	4.7	0.5	-0.2	0.6	0.9	1.8
Other commercial and general job printing (lithographic).....	09	4706091	4.8	0.5	-0.2	0.6	0.9	1.7
All other commercial and general job printing.....	09	4706094	3.2	0.0	0.1	0.0	0.0	2.7
Other commercial printing, incl. screen, engraving, digital, & general job exc. labels/wrappers.....	09	4711	13.9	0.9	0.0	5.2	0.6	0.6
Commercial screen printing, excluding on garments, apparel accessories, & other fabric articles.....	09	471101	7.3	0.7	0.0	2.5	0.0	2.1
Screen printing (excluding on textiles, apparel, apparel accessories, and labels).....	09	4711012	7.2	0.7	0.0	2.5	0.0	2.1
Other commercial and general job screen printing.....	09	47110123	9.1	1.6	0.0	0.9	0.0	4.6
Digital printing.....	09	471103	12.1	1.0	-0.2	4.6	0.9	0.4
Blankbooks, binders, and bookbinding work.....	09	48	8.2	1.6	0.4	0.3	0.4	0.1
Tradebinding and related work.....	09	4802	10.2	3.7	0.5	0.9	1.4	0.2
Edition, library, and other hardcover binding of books printed elsewhere.....	09	480201	-	1.6	0.0	-	-	-
Miscellaneous binding and postpress work, incl. collating, perforating, folding, gluing, etc.....	09	480203	10.1	2.6	0.2	1.2	0.8	0.2
Softcover, pamphlet, sample book, and other binding of books and materials printed elsewhere.....	09	480204	11.3	6.4	1.1	0.2	2.9	0.3
Services for the printing trade.....	09	49	1.8	2.4	0.0	0.0	1.8	0.0
Prepress services, including platemaking.....	09	4905	1.8	2.4	0.0	0.0	1.8	0.0
Prepress services, excl platemaking (incl film, assembled flats, color sep., typesetting, etc.).....	09	490501	4.6	3.1	0.0	0.0	1.5	0.0
Printing plates and cylinders, prepared for printing (excl. blank plates and blank cylinders).....	09	490502	-2.1	1.4	0.0	0.0	2.3	0.0
Metals and metal products.....	10	-	38.1	1.7	2.0	2.3	0.0	0.4
Iron and steel.....	10	1	67.8	2.6	3.0	3.8	-0.1	-2.9
Iron ores.....	10	11	21.7	1.6	0.0	1.0	-1.1	-0.5
Iron ores.....	10	1105	21.7	1.6	0.0	1.0	-1.1	-0.5
Iron ores.....	10	110555	21.7	1.6	0.0	1.0	-1.1	-0.5
Iron and steel scrap.....	10	12	0.6	-4.5	-0.4	8.8	-1.8	-10.7

See footnotes at end of table.

Table 7. Producer price index percentage changes for commodity and service groupings and individual items, not seasonally adjusted — Continued
[January 2022]

Title	Commodity code		Unadjusted 12-month percent change ¹	Unadjusted 1-month percent change ¹				
	Group code	Item code		Jan. 2021 to Jan. 2022 ^P	Aug. to Sept.	Sept. to Oct. ^P	Oct. to Nov. ^P	Nov. to Dec. ^P
Carbon steel scrap.....	10	1211	-1.7	-4.9	-0.5	9.3	-2.1	-11.7
Heavy melting scrap.....	10	121191	-9.2	-4.5	-1.8	9.7	-2.6	-13.7
Carbon steel scrap bundles.....	10	121192	12.5	-8.0	-0.8	3.2	0.0	-9.5
Shredded carbon steel scrap.....	10	121193	-1.2	-4.2	-0.3	11.4	-3.1	-11.2
Cut plate and structural scrap.....	10	121194	-0.5	-4.7	0.1	9.2	0.7	-10.4
Other carbon steel scrap.....	10	121195	-1.2	-5.2	1.7	5.9	-3.0	-13.4
Stainless and other alloy steel scrap.....	10	1212	38.3	0.8	0.0	2.5	1.8	1.0
Stainless and other alloy steel scrap.....	10	121208	38.3	0.8	0.0	2.5	1.8	1.0
Cast iron scrap.....	10	1213	7.1	-2.8	-0.2	6.0	0.5	-7.2
Cast iron scrap.....	10	121308	7.1	-2.8	-0.2	6.0	0.5	-7.2
Other ferrous scrap.....	10	1215	-4.6	-5.0	1.3	12.7	-3.0	-12.8
Other ferrous scrap.....	10	121501	-4.6	-5.0	1.3	12.7	-3.0	-12.8
Foundry and forge shop products.....	10	15	13.4	0.2	1.3	0.8	1.2	1.9
Pressure and soil pipe & fittings, cast iron.....	10	1502	14.9	4.4	-0.2	-0.1	0.0	3.2
Pressure pipe & fittings, cast iron.....	10	15021	9.7	2.3	-0.2	-0.1	0.0	1.5
Pressure pipe & fittings, ductile iron.....	10	150211	9.7	2.3	-0.2	-0.1	0.0	1.5
Soil pipe & fittings, cast iron.....	10	150227	-	15.0	0.0	-	-	-
Other gray and ductile iron castings.....	10	1504	14.8	0.2	2.6	0.5	2.3	0.9
Ductile iron castings (excluding pressure pipe & fittings).....	10	150413	14.4	0.3	0.4	1.1	2.2	0.7
Ductile iron castings for automotive uses.....	10	1504131	14.6	0.0	0.0	0.0	0.0	0.4
Ductile iron castings for all other uses.....	10	1504132	14.3	0.5	0.7	2.1	4.0	0.9
Gray iron castings (excluding soil & pressure pipe & fittings).....	10	150419	15.8	0.1	4.6	-0.1	2.5	1.0
Steel investment castings.....	10	1506	11.5	0.0	1.8	0.7	2.7	3.5
Steel investment castings.....	10	150624	11.5	0.0	1.8	0.7	2.7	3.5
Carbon steel castings, except investment.....	10	1507	-2.9	-6.3	0.3	1.1	0.0	0.3
Carbon steel castings, except investment.....	10	150701	-2.9	-6.3	0.3	1.1	0.0	0.3
High alloy steel castings, excluding investment.....	10	1508	24.0	0.7	0.0	2.3	0.9	6.5
High alloy steel castings, excluding investment.....	10	150801	24.0	0.7	0.0	2.3	0.9	6.5
Other alloy steel castings, except investment.....	10	1509	10.1	0.7	0.2	0.1	0.0	5.1
Other alloy steel castings, except investment.....	10	150901	10.1	0.7	0.2	0.1	0.0	5.1
Other forge shop products.....	10	1513	15.7	0.4	0.9	1.2	0.3	1.1
Closed die forgings, ferrous.....	10	151359	18.5	0.4	0.9	1.0	0.3	1.5
Hot impression die impact, press and upset steel forgings.....	10	15135912	19.6	0.5	1.0	1.1	0.3	1.5
Hot impression die impact, press, and upset carbon steel forgings.....	10	151359121	21.6	0.0	0.3	1.0	0.0	2.0
Hot impression die impact, press, & upset alloy steel forgings, except stainless and high temp.....	10	151359122	21.5	1.1	1.9	1.3	0.6	1.3
Steel mill products.....	10	17	112.7	4.9	4.1	3.0	0.2	-1.6
Semifinished steel mill products.....	10	1702	79.7	3.4	3.5	3.5	2.7	2.9
Hot rolled steel sheet and strip, including tin mill products.....	10	1703	163.2	8.7	3.5	3.6	-1.3	-6.4
Hot rolled steel sheet and strip, including tin mill products.....	10	170301	163.2	8.7	3.5	3.6	-1.3	-6.4
Hot rolled steel bars, plates, and structural shapes.....	10	1704	59.2	2.3	0.8	1.8	0.8	5.4
Hot rolled steel bars, plates, & structural shapes, alloy.....	10	170406	47.4	0.6	-1.5	2.6	1.2	3.1
Hot rolled steel bars, plates, and structural shapes, carbon.....	10	170410	62.5	2.5	1.1	1.6	0.7	5.8
Steel wire.....	10	1705	45.3	1.4	0.4	1.9	3.0	6.7
Steel wire, carbon.....	10	170501	50.8	2.0	1.5	1.9	3.2	7.2
Steel wire, stainless steel.....	10	170502	31.4	0.1	-2.5	2.4	2.8	2.0
Steel wire, alloy.....	10	170503	-	0.2	-1.6	-0.6	0.8	-
Steel pipe and tube.....	10	1706	77.9	5.0	3.0	6.8	2.2	3.2
Steel pipe and tube, carbon.....	10	170652	86.1	5.7	3.2	5.0	2.7	3.0
Steel pipe and tube, stainless steel.....	10	170674	39.3	2.9	2.6	1.9	1.6	5.7
Cold rolled steel sheet and strip.....	10	1707	172.1	2.6	7.9	1.4	-0.6	-3.8
Cold rolled steel sheet and strip.....	10	170710	172.1	2.6	7.9	1.4	-0.6	-3.8
Cold finished steel bars and bar shapes.....	10	1708	33.9	3.1	0.7	1.5	6.6	0.3
Cold finished steel bars and bar shapes.....	10	170810	33.8	3.1	0.7	1.5	6.6	0.3
Electrometallurgical ferroalloy products.....	10	1712	22.5	-0.4	4.8	-2.2	0.2	2.3
Electrometallurgical ferroalloy products.....	10	171201	22.5	-0.4	4.8	-2.2	0.2	2.3
Nonferrous metals.....	10	2	20.2	0.4	0.7	0.9	-2.4	3.9
Nonferrous metal ores.....	10	21	16.7	6.4	-6.4	3.6	-3.4	6.5
Gold ores.....	10	2105	-	0.0	-0.6	2.1	-1.5	-
Gold ores.....	10	210501	-	0.0	-0.6	2.1	-1.5	-
Other metal ores.....	10	2112	45.3	19.0	-11.4	0.0	0.0	8.7
Other metal ores.....	10	211201	45.3	19.0	-11.4	0.0	0.0	8.7
Primary nonferrous metals.....	10	22	31.5	2.7	5.4	-4.0	1.6	4.4
Primary nonferrous metals.....	10	2201	31.5	2.7	5.4	-4.0	1.6	4.4

See footnotes at end of table.

Table 7. Producer price index percentage changes for commodity and service groupings and individual items, not seasonally adjusted — Continued
[January 2022]

Title	Commodity code		Unadjusted 12-month percent change ¹	Unadjusted 1-month percent change ¹				
	Group code	Item code		Jan. 2021 to Jan. 2022 ^P	Aug. to Sept.	Sept. to Oct. ^P	Oct. to Nov. ^P	Nov. to Dec. ^P
Copper cathode and refined copper.....	10	220131	6.6	-0.3	0.7	-0.3	-0.2	0.0
Other nonferrous metals, unalloyed.....	10	220181	—	-0.4	6.2	1.7	2.1	—
Nonferrous scrap.....	10	23	11.6	-7.0	0.9	-0.1	-4.8	4.7
Copper base scrap.....	10	2301	23.4	-0.2	2.9	0.2	-0.6	2.2
No. 1 copper scrap, including wire.....	10	230101	25.3	-1.2	3.2	0.0	-0.8	2.1
No. 2 copper scrap, including wire.....	10	230102	24.6	-1.3	3.7	-0.1	-0.2	3.0
Yellow brass scrap.....	10	230103	25.3	3.9	4.1	1.1	-1.0	4.1
Other copper and brass scrap.....	10	230104	—	-0.1	0.4	0.2	—	—
Aluminum base scrap.....	10	2302	39.0	-1.8	1.2	-0.2	0.0	1.5
Solids and clippings, new aluminum base scrap.....	10	230201	—	-3.5	-1.8	-4.6	—	—
Used beverage can scrap.....	10	230205	53.0	9.0	6.2	-4.4	-0.8	12.9
Other old aluminum base scrap.....	10	230206	22.2	3.3	3.0	3.1	0.4	0.8
Other nonferrous scrap (including lead, zinc and precious metals).....	10	2303	-13.3	-15.9	-1.1	-0.4	-12.9	10.5
Other nonferrous scrap (including lead, zinc and precious metals).....	10	230309	-13.3	-15.9	-1.1	-0.4	-12.9	10.5
Secondary nonferrous metals.....	10	24	11.0	-1.2	0.2	0.7	0.5	2.5
Secondary aluminum.....	10	2402	41.1	2.6	4.8	3.9	-0.6	2.4
Secondary aluminum.....	10	240229	41.1	2.6	4.8	3.9	-0.6	2.4
Secondary copper, alloyed and unalloyed.....	10	2403	11.1	1.7	-1.3	-1.3	-0.9	0.4
Secondary copper, alloyed and unalloyed.....	10	240339	11.1	1.7	-1.3	-1.3	-0.9	0.4
Secondary precious metals.....	10	2406	-6.5	-4.9	-2.1	-2.1	3.0	3.9
Secondary precious metals.....	10	240669	-6.5	-4.9	-2.1	-2.1	3.0	3.9
All other miscellaneous secondary nonferrous metals, including lead.....	10	2408	13.2	-0.6	-1.9	2.2	-2.3	0.8
All other miscellaneous secondary nonferrous metals, including lead.....	10	240801	13.2	-0.6	-1.9	2.2	-2.3	0.8
Nonferrous mill shapes.....	10	25	27.7	1.6	2.7	1.6	-4.2	5.0
Aluminum mill shapes.....	10	2501	32.7	3.2	4.3	1.9	-5.9	5.6
Aluminum sheet and strip.....	10	250105	34.6	3.5	4.2	2.2	-7.1	5.9
Extruded aluminum rod, bar, and other extruded shapes.....	10	250162	32.6	3.5	4.0	1.9	-7.5	5.9
Aluminum extruded and drawn pipe and tube.....	10	250163	17.1	9.0	-3.7	1.3	-8.4	10.4
Copper and brass mill shapes.....	10	2502	24.8	-0.7	0.1	1.5	-3.3	4.1
Copper and copper alloy sheet, strip and plate.....	10	250237	24.8	0.2	0.0	1.3	-1.5	9.7
Copper and copper alloy rod, bar and shapes.....	10	250238	17.6	-1.3	0.3	0.6	-4.6	2.3
Copper and copper alloy pipe and tube.....	10	250239	42.8	0.0	-0.5	3.7	-1.7	4.5
Nickel and nickel-base alloy mill shapes.....	10	2504	29.0	0.0	2.7	0.5	0.6	9.1
Nickel and nickel-base alloy mill shapes.....	10	250466	28.9	0.0	2.7	0.5	0.6	9.1
Titanium and titanium-base alloy mill shapes.....	10	2505	5.5	0.4	0.0	0.0	1.4	3.5
Titanium and titanium-base alloy mill shapes.....	10	250505	5.5	0.4	0.0	0.0	1.4	3.5
Other nonferrous mill shapes.....	10	2519	12.7	1.1	1.6	0.9	1.1	2.1
All other nonferrous metal mill shapes.....	10	251935	17.3	1.7	1.1	1.4	1.7	2.1
Nonferrous wire and cable.....	10	26	25.8	0.3	2.8	1.5	-1.7	0.1
Nonferrous wire and cable.....	10	2603	25.8	0.3	2.8	1.5	-1.7	0.1
Electronic wire and cable.....	10	260301	12.3	0.3	-1.4	3.7	-4.3	1.2
Copper wire and cable.....	10	260314	17.5	-0.8	0.2	2.5	-2.3	-0.1
Power wire and cable.....	10	260332	44.4	1.1	11.8	2.2	-0.3	-2.7
Fiber optic cable.....	10	260333	5.0	4.9	0.1	0.3	0.6	0.0
Other wire and cable.....	10	260398	14.7	-0.3	1.3	-1.6	-0.4	0.4
Nonferrous forge shop products.....	10	27	8.2	1.0	0.5	1.5	-0.2	0.3
Nonferrous forge shop products.....	10	2701	8.2	1.0	0.5	1.5	-0.2	0.3
Nonferrous forge shop products.....	10	270111	8.2	1.0	0.5	1.5	-0.2	0.3
Hot impression die, impact, press and upset aluminum and other nonferrous forgings.....	10	27011111	8.9	1.1	0.5	1.6	-0.2	0.3
Hot impression die, impact, press and upset aluminum and aluminum alloy forgings.....	10	270111111	15.4	2.1	1.0	3.1	-0.5	0.5
Hot impression die, impact, press and upset titanium and titanium alloy forgings.....	10	270111112	2.7	0.0	0.0	0.0	0.0	-0.6
Other nonferrous hot impression die impact, press, and upset forgings.....	10	270111113	2.0	0.0	0.0	0.0	0.0	1.9
Nonferrous foundry shop products.....	10	28	12.9	0.6	0.4	1.2	0.9	1.6
Aluminum castings.....	10	2802	12.1	0.5	0.5	0.9	1.5	1.9
Aluminum die-castings.....	10	280207	13.1	0.8	0.5	0.9	1.5	2.1
Aluminum castings, excluding die-castings.....	10	280208	10.0	0.1	0.6	0.9	1.4	1.6
Castings, nonferrous (except aluminum).....	10	2807	14.4	0.8	0.2	1.8	-0.1	1.1
Castings, nonferrous (except aluminum).....	10	280701	14.4	0.8	0.2	1.8	-0.1	1.1
Nonferrous die-castings (except aluminum).....	10	2807011	8.8	0.8	0.2	1.0	-0.1	2.1
Copper base castings (excluding die-castings).....	10	2807013	25.2	1.3	0.3	1.4	-0.1	0.6

See footnotes at end of table.

Table 7. Producer price index percentage changes for commodity and service groupings and individual items, not seasonally adjusted — Continued
[January 2022]

Title	Commodity code		Unadjusted 12-month percent change ¹	Unadjusted 1-month percent change ¹				
	Group code	Item code		Jan. 2021 to Jan. 2022 ^P	Aug. to Sept.	Sept. to Oct. ^P	Oct. to Nov. ^P	Nov. to Dec. ^P
Metal containers.....	10	3	35.4	0.3	2.7	1.4	2.8	13.0
Metal cans and can components.....	10	31	32.3	0.0	2.3	0.0	3.8	16.6
Steel cans and tinware end products.....	10	3102	37.9	0.0	2.1	0.0	0.0	22.2
Steel cans and tinware end products.....	10	310231	37.9	0.0	2.1	0.0	0.0	22.2
Aluminum cans and can components.....	10	3103	29.5	-0.1	2.4	0.0	5.8	13.8
Aluminum cans and can components.....	10	310331	29.6	-0.1	2.4	0.0	5.8	13.8
Barrels, drums, pails and other metal containers.....	10	32	47.0	1.5	4.0	5.5	0.1	2.4
Barrels, drums, pails and other metal containers.....	10	3201	47.0	1.5	4.0	5.5	0.1	2.4
Steel shipping barrels and drums (excl. beer barrels) (more than 12-gallon capacity).....	10	320106	51.7	1.7	5.7	8.7	0.0	-0.7
All other metal containers.....	10	320107	41.7	1.8	4.0	5.0	0.1	4.9
Hardware.....	10	4	16.9	1.0	5.0	1.2	0.3	0.6
Hardware, n.e.c.....	10	41	24.9	1.6	7.7	1.4	0.3	0.7
Builders' hardware.....	10	4101	18.1	0.0	4.2	1.8	0.1	0.8
Builders' hardware (lock units, key blanks, door & window hardware, cabinet hardware, etc.).....	10	410104	18.1	0.0	4.2	1.8	0.1	0.8
Transportation equipment hardware.....	10	4103	28.8	4.5	17.5	0.0	0.3	0.7
Motor vehicle hardware.....	10	410311	35.8	4.7	24.8	0.0	0.2	0.0
Other transportation equipment hardware, incl. marine & aircraft (excl. motor vehicle hardware).....	10	410341	10.9	4.1	-0.9	0.0	0.7	2.9
Furniture hardware.....	10	4104	29.9	1.8	3.8	4.3	0.9	0.0
Furniture hardware.....	10	410411	29.9	1.8	3.8	4.3	0.9	0.0
Other miscellaneous hardware.....	10	4105	43.5	1.4	0.6	2.1	0.3	1.1
Other miscellaneous hardware.....	10	410502	43.5	1.4	0.6	2.1	0.3	1.1
Hand and edge tools.....	10	42	4.7	0.1	0.4	0.7	0.4	0.5
Hand and edge tools.....	10	4201	4.7	0.1	0.4	0.7	0.4	0.5
Mechanics hand service tools.....	10	420135	3.5	0.1	0.6	0.0	0.6	0.6
Edge tools, hand operated.....	10	420145	11.1	0.0	0.0	1.6	0.3	0.1
All other misc handtools, including cutting dies, machine & power-driven (except metal cutting).....	10	420155	3.8	0.0	0.4	0.6	0.5	0.5
All other handtools, n.e.c.....	10	4201554	5.2	0.0	0.5	0.9	0.7	0.7
Saw blades and handsaws.....	10	420168	3.9	0.0	0.0	2.1	0.0	0.4
Plumbing fixtures and fittings.....	10	5	7.3	0.0	0.5	0.2	1.9	1.8
Plumbing fixture fittings and trim.....	10	54	7.0	0.0	0.0	0.3	0.4	2.6
Plumbing fixtures, fittings, and trim.....	10	5402	7.1	0.0	0.0	0.3	0.4	2.6
Lavatory and sink fittings.....	10	540218	5.1	0.0	0.0	0.0	0.7	1.3
Miscellaneous plumbing fixtures, fittings, and trim.....	10	540223	13.9	0.0	0.0	0.9	0.0	6.5
Enameled iron & metal sanitary ware.....	10	56	8.5	0.0	0.2	-0.2	7.7	0.2
Enameled iron and metal sanitary ware.....	10	5601	8.5	0.0	0.2	-0.2	7.7	0.2
Enameled iron and metal sanitary ware.....	10	560102	8.5	0.0	0.2	-0.2	7.7	0.2
Heating equipment.....	10	6	22.1	0.3	0.9	1.1	3.1	1.8
Steam and hot water equipment.....	10	61	15.0	0.4	0.0	0.0	7.0	0.0
Steam and hot water equipment.....	10	6101	15.0	0.4	0.0	0.0	7.0	0.0
Cast iron heating boilers, radiators and convectors.....	10	610106	-	0.0	0.0	0.0	-	-
Furnaces and heaters, including parts.....	10	62	19.2	0.0	1.8	2.5	1.0	3.6
Furnaces and heaters, including parts.....	10	6201	19.2	0.0	1.8	2.5	1.0	3.6
Furnaces and heaters, including parts.....	10	620146	19.2	0.0	1.8	2.5	1.0	3.6
Warm air furnaces, including parts.....	10	6201461	21.2	-0.6	2.1	3.0	0.8	4.2
Warm air furnaces.....	10	62014611	22.3	-0.7	2.4	3.3	0.8	4.6
Floor and wall furnaces, unit heaters, infrared heaters, & mechanical stokers, including parts.....	10	6201462	9.7	2.8	0.0	0.0	1.8	0.5
Other heating equipment, non-electric, including parts.....	10	63	16.7	0.3	1.6	1.4	4.3	2.0
Other heating equipment, non-electric, including parts.....	10	6301	16.7	0.3	1.6	1.4	4.3	2.0
Other heating equipment, non-electric, including parts.....	10	630161	16.7	0.3	1.6	1.4	4.3	2.0
Domestic heating stoves.....	10	64	12.0	2.4	0.4	0.0	2.0	3.0
Domestic heating stoves.....	10	6401	12.0	2.4	0.4	0.0	2.0	3.0
Domestic heating stoves.....	10	640141	12.0	2.4	0.4	0.0	2.0	3.0
Domestic water heaters.....	10	66	38.0	0.0	0.0	0.0	3.0	0.1
Domestic water heaters.....	10	6601	38.0	0.0	0.0	0.0	3.0	0.1
Household water heaters, electric, for permanent installation.....	10	660101	40.2	0.0	0.0	0.0	3.8	0.0
Household water heaters, except electric.....	10	660114	36.2	0.1	0.0	0.0	2.4	0.2
Fabricated structural metal products.....	10	7	42.5	2.4	1.8	2.9	1.8	0.8

See footnotes at end of table.

Table 7. Producer price index percentage changes for commodity and service groupings and individual items, not seasonally adjusted — Continued
[January 2022]

Title	Commodity code		Unadjusted 12-month percent change ¹	Unadjusted 1-month percent change ¹				
	Group code	Item code		Jan. 2021 to Jan. 2022 ^P	Aug. to Sept.	Sept. to Oct. ^P	Oct. to Nov. ^P	Nov. to Dec. ^P
Metal doors, sash, and trim.....	10	71	40.4	2.3	0.9	12.5	0.9	2.0
Metal doors and frames (except storm).....	10	7102	39.8	1.2	1.2	10.0	0.9	1.3
Metal doors and frames (except storm).....	10	710209	39.7	1.2	1.2	10.0	0.9	1.3
Metal windows (except storm sash).....	10	7103	28.6	1.9	0.9	9.3	1.7	2.0
Metal windows (except storm sash).....	10	710313	28.6	1.9	0.9	9.3	1.7	2.0
Metal molding and trim and store fronts.....	10	7104	105.5	7.2	0.3	46.0	0.4	0.3
Metal molding and trim and store fronts.....	10	710413	105.5	7.2	0.3	46.0	0.4	0.3
Metal combination screen, storm sash, and storm doors.....	10	7105	9.7	0.0	0.0	5.2	0.0	0.2
Metal combination screen, storm sash, and storm doors.....	10	710515	9.7	0.0	0.0	5.2	0.0	0.2
Metal window and door screens (except combination screens) and metal weather strip.....	10	7107	20.9	6.4	0.1	0.7	0.1	12.1
Metal window and door screens (except combination screens) and metal weather strip.....	10	710717	20.9	6.4	0.1	0.7	0.1	12.1
Metal tanks.....	10	72	30.8	1.8	1.8	0.6	0.3	1.9
Metal tanks.....	10	7201	30.8	1.8	1.8	0.6	0.3	1.9
Metal tanks, heavy gauge, including field-erected.....	10	720123	30.8	1.8	1.8	0.6	0.3	1.9
Sheet metal products.....	10	73	38.2	0.9	1.3	2.3	2.2	1.9
Sheet metal products.....	10	7301	38.2	0.9	1.3	2.3	2.2	1.9
Sheet metal air-conditioning ducts and stove pipe.....	10	730120	-	-	-	0.7	16.1	1.7
Sheet metal roofing and roof drainage equipment.....	10	730170	56.6	-	-	0.9	1.4	5.6
Sheet metal electronic enclosures.....	10	7301C	15.0	0.0	0.2	0.8	1.4	0.1
Steel sheet metal computer & peripheral equipment enclosures.....	10	7301C1	18.2	-	-	0.4	-0.3	0.0
Aluminum sheet metal computer & peripheral equipment enclosures.....	10	7301C2	-	-	-	0.7	2.2	0.0
Other sheet metal electronic enclosures (excl. computers).....	10	7301C3	-	-	-	1.1	2.1	0.2
Other sheet metal work.....	10	7301G	15.4	1.0	2.1	3.7	0.2	2.3
Aluminum and other sheet metal work.....	10	7301G3	-	-	-	5.2	0.3	0.0
Structural, architectural, and pre-engineered metal products.....	10	74	51.1	3.6	2.6	2.4	2.2	0.1
Fabricated structural metal.....	10	7405	48.6	1.9	0.0	2.6	2.5	1.6
Fabricated structural metal bar joists and concrete reinforcing bars.....	10	74051	54.9	3.0	0.0	0.7	2.0	-1.4
Fabricated structural iron & steel for industrial bldgs metal bar joists, short span.....	10	740510	32.6	2.0	0.5	1.3	1.4	0.0
Fabricated structural iron & steel for commercial, residential, institutional, & public bldgs.....	10	740514	59.9	3.2	-0.1	0.5	2.1	-1.6
Other fabricated structural metal, including for bridges.....	10	74055	39.8	0.0	-0.1	6.0	3.4	6.6
Fabricated structural metal for bridges.....	10	740553	41.2	1.9	-1.7	3.4	1.6	10.4
Other fabricated structural iron and steel, aluminum, and other metals.....	10	740554	-	-0.4	0.2	6.4	3.7	6.0
Custom roll form products.....	10	7407	102.1	12.0	8.5	4.6	3.9	-3.8
Custom roll form products.....	10	740775	102.1	12.0	8.5	4.6	3.9	-3.8
Ornamental and architectural metal work.....	10	7408	47.9	2.3	7.9	0.4	0.9	0.1
Iron, steel, and aluminum stairs, staircases and fire escapes.....	10	740803	113.6	4.5	22.0	0.4	0.2	-2.1
Steel and aluminum fences, gates (not wire), and railings and window guards.....	10	740813	38.5	1.1	5.0	0.9	0.6	4.2
Open metal flooring, grating and studs.....	10	740814	-	7.2	1.4	0.5	4.6	-
Other architectural and ornamental metal work.....	10	74082	22.5	0.7	1.8	0.6	1.5	0.7
Other aluminum and metal architectural and ornamental work.....	10	740821	26.0	3.1	3.8	2.0	4.9	2.2
Other iron and steel architectural and ornamental work.....	10	740822	20.2	-0.3	1.1	0.0	0.0	0.0
Metal stalls and corrals.....	10	740824	41.4	0.5	-1.6	0.4	0.0	0.0
Fabricated metal pipe, tube, and fittings.....	10	7411	21.7	2.5	0.6	1.2	0.1	-0.6
Fabricated metal pipe, tube, and fittings.....	10	741151	21.7	2.5	0.6	1.2	0.1	-0.6
Heat exchangers and steam condensers.....	10	75	15.8	0.5	0.4	2.2	0.0	0.3
Heat exchangers and steam condensers.....	10	7501	15.8	0.5	0.4	2.2	0.0	0.3
Heat exchangers and steam condensers (except for nuclear applications).....	10	750103	15.9	0.6	0.5	2.6	0.0	0.3
Fabricated steel plate.....	10	76	43.4	2.1	0.0	1.2	3.4	1.0
Fabricated steel plate.....	10	7601	43.4	2.1	0.0	1.2	3.4	1.0
Fabricated steel plate.....	10	760102	43.4	2.1	0.0	1.2	3.4	1.0
Stationary and marine power boilers.....	10	77	-	0.0	0.6	0.3	0.0	-
Steel power boilers, parts and attachments (excl. nuclear applications).....	10	7701	-	-	-	-	0.0	-
Steel power boilers, parts and attachments (excl. nuclear applications).....	10	770122	-	-	-	-	0.0	-
Prefabricated metal buildings.....	10	79	39.7	1.2	0.7	0.1	0.6	0.1
Prefabricated metal building systems (excl. farm service bldgs, residential bldgs, and parts).....	10	7901	42.4	1.3	1.6	0.0	0.1	0.0
Prefabricated metal building systems (excl. farm service bldgs, residential bldgs, and parts).....	10	790101	42.4	1.3	1.6	0.0	0.1	0.0

See footnotes at end of table.

Table 7. Producer price index percentage changes for commodity and service groupings and individual items, not seasonally adjusted — Continued
[January 2022]

Title	Commodity code		Unadjusted 12-month percent change ¹	Unadjusted 1-month percent change ¹				
	Group code	Item code		Jan. 2021 to Jan. 2022 ^P	Aug. to Sept.	Sept. to Oct. ^P	Oct. to Nov. ^P	Nov. to Dec. ^P
Non-industrial prefabricated metal building systems (excl. farm svc., residential, and parts).....	10	7901011	-	5.2	-0.4	-	-	-
Industrial & commercial prefab metal building systems (excl farm svc bldgs, residential, parts).....	10	7901012	42.5	0.4	2.1	0.0	0.1	0.0
Farm service buildings and other prefabricated and portable buildings, steel and aluminum.....	10	7902	17.2	1.2	-2.0	0.3	0.3	1.0
Farm service buildings and other prefabricated and portable buildings, steel and aluminum.....	10	790201	17.2	1.2	-2.0	0.3	0.3	1.0
Panels, parts, and sections for prefabricated buildings, steel and aluminum.....	10	7903	58.6	0.8	-0.5	0.6	3.3	-0.5
Panels, parts, and sections for prefabricated buildings, steel and aluminum.....	10	790354	58.6	0.8	-0.5	0.6	3.3	-0.5
Miscellaneous metal products.....	10	8	14.3	1.1	1.4	0.7	1.4	0.9
Bolts, nuts, screws, rivets, and washers.....	10	81	16.5	0.5	1.3	0.1	0.8	0.7
Externally threaded fasteners, except aircraft types.....	10	8102	13.9	0.8	1.8	0.7	0.9	0.7
Hex bolts, including heavy, tap-and-joint.....	10	810206	18.9	-1.2	2.1	3.2	0.6	0.6
Cap, set, machine, lag, flange, and self-locking screws, except aircraft types.....	10	810231	18.8	1.0	1.4	-0.1	1.7	0.6
Other metal bolts, incl. square, round, plow, high-strength structural, and bent.....	10	810262	20.4	1.5	4.0	0.0	4.0	0.0
Other externally threaded metal fasteners, including studs, except aircraft types.....	10	810263	7.0	1.5	1.3	0.4	-0.6	1.0
Internally threaded fasteners, except aircraft types.....	10	8103	1.0	-0.2	0.6	0.0	0.9	0.7
Internally threaded fasteners, except aircraft types.....	10	810312	1.0	-0.2	0.6	0.0	0.9	0.7
Nonthreaded metal fasteners, except aircraft types.....	10	8104	24.6	4.7	5.1	-0.6	3.8	0.6
Nonthreaded metal fasteners, except aircraft types.....	10	810424	24.6	4.7	5.1	-0.6	3.8	0.6
Aircraft fasteners, except plastics (including aerospace).....	10	8105	33.1	0.0	0.0	0.0	0.0	1.1
Aircraft fasteners, except plastics (including aerospace).....	10	810536	33.1	0.0	0.0	0.0	0.0	1.1
Formed products, except fasteners, made by cold-, warm-, or hot-heading processes.....	10	8106	3.2	-0.9	1.3	-1.4	0.1	0.0
Formed products, except fasteners, made by cold-, warm-, or hot-heading processes.....	10	810648	3.2	-0.9	1.3	-1.4	0.1	0.0
Lighting fixtures.....	10	83	9.1	0.9	0.5	0.4	0.8	1.1
Residential electric lighting fixtures, except portable.....	10	8302	13.2	1.5	1.9	0.2	3.1	-3.5
Residential electric lighting fixtures, except portable.....	10	830225	13.2	1.5	1.9	0.2	3.1	-3.5
Commercial, institutional and industrial electric lighting fixtures.....	10	8303	9.8	1.3	0.5	0.8	0.3	0.3
Commercial and institutional electric lighting fixtures, including parts and accessories.....	10	830302	9.4	1.5	0.7	0.6	0.1	0.2
Industrial electric lighting fixtures, including parts and accessories.....	10	830304	10.8	0.3	0.1	1.3	0.9	0.7
Other lighting equipment.....	10	8305	7.5	0.4	0.1	0.0	1.0	3.1
Outdoor lighting equipment (including parts and accessories).....	10	830522	12.7	0.7	0.2	0.0	1.7	5.3
All other miscellaneous electric and nonelectric lighting equipment, incl parts and accessories.....	10	830524	0.3	0.1	0.0	0.0	0.0	0.0
Ordnance and ordnance accessories, n.e.c.....	10	86	10.3	0.0	0.0	0.0	9.8	0.0
Ordnance and ordnance accessories, n.e.c.....	10	8601	10.3	0.0	0.0	0.0	9.8	0.0
Ordnance and ordnance accessories, n.e.c.....	10	860101	10.3	0.0	0.0	0.0	9.8	0.0
Fabricated ferrous wire products.....	10	88	29.7	4.7	1.4	1.5	1.3	1.5
Ferrous wire rope, cable, forms and strand.....	10	8801	31.0	7.5	0.9	0.5	0.8	2.2
Ferrous wire rope, cable, forms and strand.....	10	880101	31.0	7.5	0.9	0.5	0.8	2.2
Ferrous wire cloth, other woven wire products.....	10	8807	19.3	0.0	2.0	4.3	0.9	0.6
Ferrous wire cloth, other woven wire products.....	10	880701	19.3	0.0	2.0	4.3	0.9	0.6
Other fabricated ferrous wire products.....	10	8809	29.0	4.3	1.0	1.6	1.1	1.0
Steel fencing and fence gates.....	10	880993	27.5	1.6	1.1	0.0	0.0	-1.5
Other fabricated ferrous wire products, n.e.c.....	10	880996	29.4	5.0	1.0	2.0	1.4	1.6
Steel nails, staples, tacks, spikes and brads.....	10	8812	44.4	0.7	5.9	1.6	5.6	3.3
Steel nails, staples, tacks, spikes and brads.....	10	881201	44.4	0.7	5.9	1.6	5.6	3.3
Other miscellaneous metal products.....	10	89	13.2	0.8	1.6	0.8	1.5	0.9
Wire springs.....	10	8904	20.6	0.9	0.5	0.6	10.1	0.1
Precision mechanical wire springs.....	10	890424	9.3	0.4	1.1	0.3	1.8	0.3
Precision mechanical extension- and torsion-type wire springs.....	10	8904241	13.0	0.9	0.3	0.5	2.7	1.0
Precision mechanical compression-type springs.....	10	8904242	7.7	0.2	1.4	0.2	1.4	0.0
Other metal products.....	10	8905	10.5	0.6	1.0	0.9	0.8	0.9
Automotive job stampings.....	10	890507	7.1	-0.2	1.2	1.1	0.8	1.3
Precision turned products, automotive.....	10	890521	4.1	0.1	0.0	2.3	0.0	0.1
Precision turned products, except automotive.....	10	890522	9.7	1.2	1.3	1.0	1.0	1.1
Metal powders, paste, and flake.....	10	890564	13.6	0.2	2.2	0.0	0.0	0.0
Powder metallurgy parts, except bearings, gears, etc.....	10	890571	2.0	-0.2	0.5	0.1	0.0	0.9

See footnotes at end of table.

Table 7. Producer price index percentage changes for commodity and service groupings and individual items, not seasonally adjusted — Continued
 [January 2022]

Title	Commodity code		Unadjusted 12-month percent change ¹	Unadjusted 1-month percent change ¹				
	Group code	Item code		Jan. 2021 to Jan. 2022 ^P	Aug. to Sept.	Sept. to Oct. ^P	Oct. to Nov. ^P	Nov. to Dec. ^P
Other fabricated metal products.....	10	890589	20.4	1.9	0.2	0.7	1.4	0.7
Metal stampings n.e.c.....	10	8907	25.5	2.0	3.9	0.0	2.5	0.4
Metal job stampings, except automotive.....	10	890701	30.4	2.6	4.8	0.0	3.1	0.5
Recreational vehicle metal job stamping.....	10	8907011	95.7	17.1	0.0	0.0	12.5	1.4
Motor and generator metal job stamping.....	10	8907012	17.4	0.0	5.0	0.0	0.0	1.2
Other metal job stampings.....	10	8907013	19.4	-1.3	7.3	0.1	0.7	0.2
Metal foil and leaf.....	10	8908	19.0	0.0	1.0	0.1	2.4	4.1
Flexible packaging foil.....	10	890811	19.0	0.0	1.0	0.1	2.4	4.1
Heavy gauge springs.....	10	8909	25.9	0.6	10.4	0.7	4.8	-0.4
Hot formed steel springs, except wire.....	10	890912	21.4	0.0	15.6	0.0	3.5	-1.0
Cold formed steel springs, except wire.....	10	890913	31.3	1.3	4.8	1.4	6.2	0.2
Machinery and equipment.....	11	—	8.5	0.9	0.9	0.7	0.7	1.7
Agricultural machinery and equipment.....	11	1	15.0	1.6	2.0	1.6	2.1	0.3
Agricultural machinery and equipment.....	11	14	14.9	1.6	2.0	1.6	2.1	0.3
Commercial turf and grounds care equipment, including parts and attachments.....	11	1401	6.2	0.5	2.1	-0.7	0.2	-0.9
Commercial turf and grounds care equipment, including parts and attachments.....	11	140111	6.2	0.5	2.1	-0.7	0.2	-0.9
Farm plows, harrows, rollers, pulverizers, etc., and attachments.....	11	1402	14.5	0.7	0.9	0.0	1.7	0.0
Farm plows, harrows, rollers, pulverizers, etc., and attachments.....	11	140211	14.5	0.7	0.9	0.0	1.7	0.0
Farm dairy equipment, sprayers and dusters, farm blowers, and attachments.....	11	1404	8.4	0.0	0.2	0.0	5.1	0.0
Farm dairy equipment, sprayers and dusters, farm blowers, and attachments.....	11	140411	8.4	0.0	0.2	0.0	5.1	0.0
Planting, seeding, and fertilizing machinery and attachments.....	11	1405	11.8	0.0	0.0	0.0	4.4	1.5
Planting, seeding, and fertilizing machinery and attachments.....	11	140511	11.8	0.0	0.0	0.0	4.4	1.5
Harvesting machinery (except hay and straw) and attachments.....	11	1406	9.1	2.4	2.8	1.2	0.8	0.0
Harvesting machinery (except hay and straw) and attachments.....	11	140611	9.1	2.4	2.8	1.2	0.8	0.0
Haying machinery and attachments.....	11	1407	17.0	0.7	4.3	0.0	7.2	-1.1
Haying machinery and attachments.....	11	140711	17.0	0.7	4.3	0.0	7.2	-1.1
All other farm machinery and equipment, excluding parts, including attachments.....	11	1408	28.3	3.9	2.7	2.6	2.0	0.2
All other farm machinery and equipment, excluding parts, including attachments.....	11	140811	28.3	3.9	2.7	2.6	2.0	0.2
Parts for farm machinery, for sale separately.....	11	1409	25.3	1.1	1.0	6.5	0.4	1.9
Parts for farm machinery, for sale separately.....	11	140911	25.3	1.1	1.0	6.5	0.4	1.9
Construction machinery and equipment.....	11	2	11.4	0.4	3.0	0.4	0.9	3.0
Tractors and attachments, ex. parts.....	11	2A	9.0	1.0	2.8	0.3	2.3	0.0
Construction machinery for mounting (excluding parts, winches, snow clearing attachments).....	11	2A03	9.4	0.1	4.1	0.1	1.2	-0.1
Construction machinery for mounting (excluding parts, winches, snow clearing attachments).....	11	2A0302	9.4	0.1	4.1	0.1	1.2	-0.1
Tractor shovel loaders (skid steer, wheel, crawler, and integral design backhoes).....	11	2A04	6.6	0.0	3.6	0.5	0.2	0.0
Tractor shovel loaders (skid steer, wheel, crawler, and integral design backhoes).....	11	2A0406	6.7	0.0	3.6	0.5	0.2	0.0
Construction wheel and crawler tractors, dozers, self-propelled log skidders, etc.....	11	2A05	10.5	1.8	2.2	0.2	3.8	0.0
Construction wheel and crawler tractors, dozers, self-propelled log skidders, etc.....	11	2A0501	10.5	1.8	2.2	0.2	3.8	0.0
Power cranes, draglines, & shovels (excavators) (incl. surface mining equipment) (excl. parts).....	11	2B	7.0	0.0	3.8	0.1	0.0	0.1
Power cranes, draglines, & shovels (excavators) (incl. surface mining equip.) (excluding parts).....	11	2B05	7.0	0.0	3.8	0.1	0.0	0.1
Power cranes, draglines, & shovels (excavators) (incl. surface mining equip.) (excluding parts).....	11	2B0504	7.0	0.0	3.8	0.1	0.0	0.1
Mixers, pavers, and related equipment (excluding parts).....	11	2C	13.2	0.0	4.7	0.7	0.0	0.7
Mixers, pavers, and related equipment (excluding parts).....	11	2C01	13.2	0.0	4.7	0.7	0.0	0.7
Mixers, pavers, and related equipment (excluding parts).....	11	2C0109	13.2	0.0	4.7	0.7	0.0	0.7
Off-highway, equipment, ex. parts.....	11	2D	5.9	0.0	2.9	0.3	0.0	0.0
Off-highway trucks, haulers, truck-type tractor chassis, trailers, etc. (excluding parts).....	11	2D02	3.6	0.0	0.9	-0.1	0.0	0.1
Off-highway trucks, haulers, truck-type tractor chassis, trailers, etc. (excluding parts).....	11	2D0201	3.6	0.0	0.9	-0.1	0.0	0.1
Graders, rollers & compactors, rough-terrain forklifts, scrapers, trenchers, etc. (excl. parts).....	11	2D03	7.3	0.0	4.3	0.5	0.0	0.0
Graders, rollers & compactors, rough-terrain forklifts, scrapers, trenchers, etc. (excl. parts).....	11	2D0301	7.3	0.0	4.3	0.5	0.0	0.0

See footnotes at end of table.

Table 7. Producer price index percentage changes for commodity and service groupings and individual items, not seasonally adjusted — Continued
[January 2022]

Title	Commodity code		Unadjusted 12-month percent change ¹	Unadjusted 1-month percent change ¹				
	Group code	Item code		Jan. 2021 to Jan. 2022 ^P	Aug. to Sept.	Sept. to Oct. ^P	Oct. to Nov. ^P	Nov. to Dec. ^P
Misc. construction machinery and equipment.....	11	2J	18.7	0.3	2.7	0.0	0.4	9.6
Winches, aerial work platforms, and automotive wrecker hoists, including parts and attachments.....	11	2J01	12.7	0.6	1.4	0.0	0.8	0.1
Winches, aerial work platforms, and automotive wrecker hoists, including parts and attachments.....	11	2J0101	12.6	0.6	1.4	0.0	0.8	0.1
Other construction machinery and equipment (excluding parts).....	11	2J03	24.6	0.0	4.1	0.1	0.0	19.6
Other construction machinery and equipment (excluding parts).....	11	2J0301	24.6	0.0	4.1	0.1	0.0	19.6
Parts for construction machinery and equipment, sold separately.....	11	2K	11.3	0.4	1.8	2.6	1.3	1.0
Parts for construction machinery and equipment, sold separately.....	11	2K01	11.3	0.4	1.8	2.6	1.3	1.0
Parts for cranes, draglines, and shovels (including surface mining equipment) (sold separately).....	11	2K0101	8.1	0.0	0.3	3.1	0.0	2.0
Parts for off-highway wheel tractors and shovel loaders (sold separately).....	11	2K0102	8.9	0.1	0.5	6.1	0.3	0.0
Parts for other construction machinery (sold separately).....	11	2K0103	13.9	0.8	3.0	1.2	2.4	0.9
Metalworking machinery and equipment.....	11	3	7.9	0.4	1.1	0.3	1.1	1.2
Power-driven handtools, including parts and attachments.....	11	32	9.2	0.0	5.9	0.1	0.0	2.7
Power-driven handtools, including parts and attachments.....	11	3211	9.3	0.0	5.9	0.1	0.0	2.7
Power-driven handtools, including parts and attachments.....	11	321101	9.3	0.0	5.9	0.1	0.0	2.7
Power-driven handtools, pneumatic, hydraulic, and powder-actuated.....	11	3211011	9.9	0.0	5.1	0.1	0.0	3.9
Power-driven handtools, electric (except battery powered), including parts.....	11	3211014	8.6	0.0	6.6	0.1	0.0	1.4
Welding machines and equipment.....	11	33	13.4	1.8	0.0	0.0	2.6	0.5
Arc welding machines, components, and accessories, excluding electrodes and stud welding equip.....	11	3301	24.1	4.0	0.0	0.0	5.3	0.1
Arc welding machines, components, and accessories, excluding electrodes and stud welding equip.....	11	330175	24.1	4.0	0.0	0.0	5.3	0.1
Resistance welders, components, accessories, and electrodes.....	11	3302	6.7	1.2	0.3	0.0	3.0	0.0
Resistance welders, components, accessories, and electrodes.....	11	330276	6.7	1.2	0.3	0.0	3.0	0.0
Gas welding and cutting equipment, parts, attachments, and accessories.....	11	3304	5.9	0.2	0.0	0.3	0.0	4.7
Gas welding and cutting equipment, parts, attachments, and accessories.....	11	330461	5.9	0.2	0.0	0.3	0.0	4.7
Other welding equipment, components, and accessories (excluding arc, resistance, and gas).....	11	3306	6.1	0.0	0.0	0.0	0.3	0.4
Other welding equipment, components, and accessories (excluding arc, resistance, and gas).....	11	330629	6.1	0.0	0.0	0.0	0.3	0.4
Industrial process furnaces and ovens.....	11	34	10.9	0.7	0.8	0.4	0.1	3.2
Industrial process furnaces and ovens, except parts and attachments.....	11	3407	9.3	1.0	0.6	0.4	0.1	2.7
Industrial process furnaces and ovens, except parts and attachments.....	11	340711	9.3	1.0	0.6	0.4	0.1	2.7
Parts and attachments for industrial process furnaces and ovens.....	11	3409	15.6	0.0	1.5	0.2	0.0	4.5
Parts and attachments for industrial process furnaces and ovens.....	11	340901	15.6	0.0	1.5	0.2	0.0	4.5
Cutting tools and accessories.....	11	35	5.7	0.1	0.9	0.6	0.8	1.2
Small cutting tools.....	11	3501	4.7	0.2	1.1	0.2	0.9	1.3
End mills and milling cutters.....	11	350144	2.4	0.1	0.8	0.0	0.1	1.1
Threading tools, including blanks, tips and inserts.....	11	350145	1.8	0.0	0.0	1.5	0.0	0.0
Carbon and high-speed steel, shank, solid, tipped carbide twist drills.....	11	350146	3.6	1.1	0.7	0.0	0.0	0.0
Taps, carbide indexable, and throwaway inserts for machine tools.....	11	350147	4.1	0.1	1.4	0.9	0.0	0.0
Other cutting tools for machine tools, excluding tips and blanks.....	11	350149	5.8	0.1	1.2	0.0	1.5	1.8
Precision measuring tools.....	11	3502	-	0.0	0.0	-	-	-
Precision measuring tools.....	11	350243	-	0.0	0.0	-	-	-
Other machine tool attachments and accessories.....	11	3505	12.6	0.0	0.9	3.5	0.7	2.1
Other machine tool attachments and accessories.....	11	350501	12.6	0.0	0.9	3.5	0.7	2.1
Abrasive products.....	11	36	9.8	0.4	0.5	0.1	3.4	0.4
Nonmetallic sized grains, powders, and flour abrasives (incl. graded only).....	11	3601	7.0	0.0	0.0	0.0	6.9	0.0
Nonmetallic sized grains, powders, and flour abrasives (incl. graded only).....	11	360105	7.0	0.0	0.0	0.0	6.9	0.0
Nonmetallic abrasive products (including diamond abrasives).....	11	3603	7.6	0.5	0.3	0.3	3.9	1.3
Nonmetallic abrasive products (including diamond abrasives).....	11	360311	7.6	0.5	0.3	0.3	3.9	1.3
Nonmetallic coated abrasive products and buffing wheels, polishing wheels, and laps.....	11	3605	9.2	0.6	1.9	0.0	1.6	0.3
Nonmetallic coated abrasive products and buffing wheels, polishing wheels, and laps.....	11	360505	9.2	0.6	1.9	0.0	1.6	0.3
Metal cutting machine tools.....	11	37	4.9	0.1	0.7	0.0	1.1	0.8
Other metal-cutting machine tools.....	11	3720	4.1	0.0	1.1	0.0	0.7	1.1
Other metal-cutting machine tools.....	11	372041	4.1	0.0	1.1	0.0	0.7	1.1

See footnotes at end of table.

Table 7. Producer price index percentage changes for commodity and service groupings and individual items, not seasonally adjusted — Continued
[January 2022]

Title	Commodity code		Unadjusted 12-month percent change ¹	Unadjusted 1-month percent change ¹				
	Group code	Item code		Jan. 2021 to Jan. 2022 ^P	Aug. to Sept.	Sept. to Oct. ^P	Oct. to Nov. ^P	Nov. to Dec. ^P
Metal machining centers.....	11	3721	5.5	0.2	0.0	0.0	2.7	0.0
Metal machining centers.....	11	372121	5.5	0.2	0.0	0.0	2.7	0.0
Rebuilt metal-cutting machine tools and parts for metal-cutting machine tools.....	11	3753	6.2	0.0	0.0	0.0	0.7	0.0
Rebuilt metal-cutting machine tools and parts for metal-cutting machine tools.....	11	375311	6.2	0.0	0.0	0.0	0.7	0.0
Metal forming machine tools.....	11	38	3.7	0.5	0.0	0.5	0.6	0.4
Metal-forming machine tools (except rebuilt and parts).....	11	3826	3.4	0.5	0.0	0.1	0.5	0.4
Metal punching and shearing (power & manual), and bending and forming machines (power only).....	11	382611	2.9	1.0	0.0	0.2	0.0	0.0
Metalworking presses (except forging and die-stamping presses).....	11	382631	2.7	0.0	0.0	0.0	2.7	0.0
Other metal-forming machine tools (except presses).....	11	382651	4.5	0.0	0.0	0.0	0.0	1.1
Rebuilt metal-forming machine tools and parts for metal-forming machine tools.....	11	3852	5.2	0.5	0.0	2.2	0.9	0.4
Rebuilt metal-forming machine tools and parts for metal-forming machine tools.....	11	385205	5.2	0.5	0.0	2.2	0.9	0.4
Tools, dies, jigs, fixtures & ind. molds.....	11	39	7.4	0.2	1.1	0.5	0.7	1.1
Special tools, dies, jigs, and fixtures.....	11	3901	7.2	0.1	1.6	0.1	0.3	1.2
Special tools, dies, jigs, and fixtures.....	11	390135	7.1	0.1	1.6	0.1	0.3	1.2
Jigs and fixtures, including parts.....	11	3901351	13.5	0.0	3.8	0.0	0.7	0.3
Metalworking dies and die sets.....	11	3901353	3.6	0.1	0.2	0.0	0.1	1.3
Standard punches, industrial prototypes, die parts & other special tooling for dies.....	11	3901357	5.2	0.2	1.0	0.6	0.0	2.2
Industrial molds and mold boxes.....	11	3903	7.8	0.3	0.5	1.0	1.3	0.9
Industrial injection-type molds made of metal for plastics.....	11	390312	5.9	0.0	0.0	1.4	0.0	1.0
Other industrial molds and mold boxes.....	11	390331	9.0	0.5	0.8	0.8	2.1	0.8
Metalworking machinery n. e. c.....	11	3A	1.2	—	0.1	0.0	0.0	0.0
Other metalworking machinery.....	11	3A02	2.3	0.3	0.3	0.0	0.0	0.0
Other metalworking machinery.....	11	3A0201	2.3	0.3	0.3	0.0	0.0	0.0
Rolling mill machinery.....	11	3B	—	0.0	0.0	0.0	0.0	—
Rolling mill machinery.....	11	3B01	—	0.0	0.0	0.0	0.0	—
Rolling mill machinery.....	11	3B0101	—	0.0	0.0	0.0	0.0	—
General purpose machinery and equipment.....	11	4	12.0	1.0	1.0	0.8	0.9	2.3
Pumps, compressors, and equipment.....	11	41	9.1	1.1	0.4	0.3	0.5	2.3
Industrial pumps, except hydraulic fluid power pumps.....	11	4102	11.9	2.5	0.2	0.0	0.0	4.8
Industrial pumps, except hydraulic fluid power pumps.....	11	410212	11.9	2.5	0.2	0.0	0.0	4.8
Parts and attachments for air and gas compressors and vacuum pumps.....	11	4107	8.8	—	—	0.0	1.9	0.0
Parts and attachments for air and gas compressors, ex. refrigeration, ice making, & a/c.....	11	410701	—	—	—	0.0	1.9	0.0
Domestic water systems.....	11	4113	9.1	0.0	0.0	0.0	0.0	8.7
Domestic water systems.....	11	411311	9.1	0.0	0.0	0.0	0.0	8.7
Air and gas compressors and vacuum pumps.....	11	4115	10.1	1.7	0.4	0.5	0.0	1.3
Air and gas compressors and vacuum pumps.....	11	411501	10.1	1.7	0.4	0.5	0.0	1.3
Other pumps, including parts and attachments.....	11	4119	8.1	0.3	0.4	0.4	1.6	1.0
Parts and attachments for pumps.....	11	411911	5.4	0.4	0.1	0.0	0.0	0.8
All other pumps, including domestic sump, oil well, and oil field pumps.....	11	411915	9.5	0.2	0.5	0.6	2.3	1.1
Domestic sump pumps.....	11	4119151	—	—	—	0.0	—	—
Other pumps, except automotive circulating pumps, and measuring & dispensing pumps.....	11	4119155	9.7	0.0	0.8	1.5	1.0	0.1
Elevators, escalators, and other lifts.....	11	42	15.9	0.9	1.4	0.0	8.8	0.1
Elevators and moving stairways.....	11	4201	18.3	1.1	1.6	0.0	11.0	0.2
Elevators and moving stairways.....	11	420112	18.3	1.1	1.6	0.0	11.0	0.2
Parts and attachments for elevators and moving stairs (sold separately).....	11	4202	7.8	0.1	0.5	0.0	1.2	0.0
Parts and attachments for elevators and moving stairs (sold separately).....	11	420221	7.8	0.1	0.5	0.0	1.2	0.0
Fluid power equipment.....	11	43	10.9	0.1	1.6	0.4	0.8	3.0
Fluid power pumps and parts.....	11	4301	9.1	0.5	0.4	0.2	0.2	4.0
Nonaerospace-type reciprocating fluid power pumps.....	11	430112	9.6	1.0	0.9	0.2	0.4	3.2
Nonaerospace-type rotary and other fluid power pumps.....	11	430113	3.4	0.0	0.0	0.0	0.0	1.1
Nonaerospace-type fluid power motors.....	11	430115	9.3	0.8	0.3	0.5	0.6	3.7
Parts for fluid power pumps, motors, and hydrostatic transmissions.....	11	430119	24.7	0.3	0.1	0.0	0.0	12.7
Fluid power valves.....	11	4302	4.7	0.0	0.1	0.1	0.4	0.6
Fluid power valves.....	11	430201	4.8	0.0	0.1	0.1	0.4	0.6
Nonaerospace type hydraulic directional control valves.....	11	4302013	5.9	0.0	-0.4	0.7	0.2	0.3

See footnotes at end of table.

Table 7. Producer price index percentage changes for commodity and service groupings and individual items, not seasonally adjusted — Continued
[January 2022]

Title	Commodity code		Unadjusted 12-month percent change ¹	Unadjusted 1-month percent change ¹				
	Group code	Item code		Jan. 2021 to Jan. 2022 ^P	Aug. to Sept.	Sept. to Oct. ^P	Oct. to Nov. ^P	Nov. to Dec. ^P
Nonaerospace type pneumatic directional control valves.....	11	4302015	9.6	0.0	1.7	0.0	0.0	4.2
Aerospace type fluid power valves.....	11	430201A	2.8	0.1	0.3	0.0	0.0	-0.6
Fluid power cylinders, actuators, accumulators, cushions, & parts.....	11	4303	15.9	0.1	3.0	0.9	1.4	2.8
Non-aerospace hydraulic & all aerospace-type fluid power cylinders....	11	430312	17.7	0.0	3.6	1.2	1.5	3.2
Non-aerospace pneumatic fluid power cylinders.....	11	430313	4.7	0.6	0.7	0.0	0.0	2.3
Parts for hydraulic & pneumatic cylinders and actuators.....	11	430315	15.3	0.5	1.9	0.0	1.5	1.3
Fluid power hose and tube fittings.....	11	4304	12.3	-0.3	2.1	0.0	1.0	5.3
Fluid power hose and tube fittings.....	11	430406	12.3	-0.3	2.1	0.0	1.0	5.3
Nonaerospace type flared (metal) fittings, couplings, and assemblies.....	11	4304062	14.2	0.7	0.0	0.0	7.4	2.7
Parts for fluid power valves.....	11	4305	8.7	0.6	0.0	0.0	0.1	3.4
Parts for fluid power valves.....	11	430501	8.7	0.6	0.0	0.0	0.1	3.4
Industrial material handling equipment.....	11	44	14.1	1.6	1.2	1.7	1.2	1.2
Conveying equipment, except parts and accessories.....	11	4402	17.4	2.4	1.3	1.8	2.1	1.6
Unit handling conveyors and conveying systems.....	11	440212	10.1	0.7	0.4	0.4	1.1	0.3
Unit handling gravity and trolley conveyors and conveying systems....	11	4402122	6.6	0.1	1.8	0.0	0.5	0.1
All other unit handling conveyors, including tow, belt, roller, pneumatic, portable, etc.....	11	4402124	11.0	0.8	0.0	0.5	1.3	0.3
Bulk material handling conveyors and conveying systems.....	11	440216	26.5	4.5	2.4	3.4	3.3	3.1
Industrial trucks, trailers, and stackers.....	11	4403	11.3	0.8	1.2	1.7	0.8	0.9
Industrial trucks, tractors, mobile straddle carriers & cranes, & automatic stacking machines.....	11	44035	10.1	1.0	1.2	2.1	0.7	1.1
Work trucks with lifting & handling equipment, riding, electric, self-propelled.....	11	440353	9.4	0.7	0.7	5.4	0.1	0.6
Work trucks with lifting & handling equipment, non-riding electric or any non-electric.....	11	440356	2.9	0.4	0.0	0.0	1.3	0.0
Work trucks not fitted with lifting & handling equipment, electric or non-electric.....	11	440357	19.6	3.0	3.2	0.0	0.6	4.1
Bulk powered material moving equipment, dock boards, and metal pallets and skids.....	11	440358	21.0	0.1	2.7	1.0	0.6	0.7
Parts and attachments for industrial trucks and tractors.....	11	440378	18.6	0.2	1.7	0.1	1.3	-0.2
Hoists, overhead cranes, and monorail systems.....	11	4404	17.0	2.2	1.4	1.0	1.1	1.3
Hoists and parts and attachments for hoists (sold separately).....	11	440481	9.3	1.4	0.0	3.6	0.6	0.1
Overhead traveling cranes and monorail systems, including parts and attachments sold separately.....	11	440485	22.2	2.6	2.2	-0.6	1.4	2.1
Parts and accessories for conveyors and conveying systems.....	11	4406	17.1	2.5	0.9	1.5	0.8	1.4
Parts and accessories for unit handling conveyors and conveying systems.....	11	440601	11.4	1.2	0.6	0.4	1.2	0.2
Parts and accessories for bulk material handling conveyors and conveying systems.....	11	440602	22.0	3.6	1.1	2.4	0.5	2.4
Mechanical power transmission equipment.....	11	45	11.5	0.6	0.5	0.5	0.6	3.1
Speed changers, drives, gears.....	11	4501	9.4	0.8	0.7	0.5	0.2	2.6
Loose gear, pinions and racks.....	11	450108	-	-	-	0.0	0.0	1.1
Speed changers and industrial high speed drives & parts other than loose gearing.....	11	450117	8.6	0.0	0.5	0.8	0.3	3.3
Other power transmission equipment.....	11	4502	13.6	0.4	0.3	0.5	1.0	3.7
Mechanical power transmission equipment, excl. speed changers, drives, & gears.....	11	450212	12.1	0.5	0.4	0.7	1.4	3.3
Scales and balances.....	11	46	13.0	1.2	0.8	0.6	0.1	1.1
Vehicle and industrial scales.....	11	4611	12.7	1.2	0.2	1.0	0.1	1.9
Vehicle and industrial scales.....	11	461101	12.8	1.2	0.2	1.0	0.1	1.9
Motor truck and railroad track scales.....	11	4611011	12.2	0.6	0.5	1.7	0.0	2.9
Industrial scales (including automatic checkweigher and bulkweigher scales).....	11	4611012	15.8	1.2	0.0	0.7	0.4	1.8
Miscellaneous non-vehicle scales (crane, susp., tank, hopper, measuring dev, lab, bulk conveyor).....	11	4611013	8.5	2.3	0.0	0.0	0.0	0.0
Retail, commercial, household, and mailing scales and balances.....	11	4612	7.0	0.2	0.0	0.0	0.0	0.0
Retail, commercial, household, and mailing scales and balances.....	11	461201	7.0	0.2	0.0	0.0	0.0	0.0
Parts, attachments, and accessories for scales and balances.....	11	4613	17.1	1.7	2.1	0.2	0.2	0.3
Parts, attachments, and accessories for scales and balances.....	11	461301	17.1	1.7	2.1	0.2	0.2	0.3
Air purification equipment and industrial and commercial fans and blowers...	11	47	12.1	1.3	0.2	0.5	0.0	3.2
Fan, blower, air purification equipment.....	11	4701	12.1	1.3	0.2	0.5	0.0	3.2
Dust collection and other air purification equipment for cleaning incoming air.....	11	470143	12.1	2.8	0.3	0.4	-0.4	5.4
Air filters for air-conditioners and furnaces, etc., of 2400 CFM or less, except parts.....	11	4701431	14.9	3.4	0.4	0.4	-0.8	8.0
Other dust collection and air purification equipment, except parts.....	11	4701432	5.8	2.6	0.6	0.4	0.0	0.6
Parts for dust collection and air purification equipment.....	11	4701433	10.4	1.6	0.0	0.5	0.0	2.7
Industrial and commercial fans and blowers.....	11	470145	18.1	1.0	0.3	0.9	0.5	0.1

See footnotes at end of table.

Table 7. Producer price index percentage changes for commodity and service groupings and individual items, not seasonally adjusted — Continued
[January 2022]

Title	Commodity code		Unadjusted 12-month percent change ¹	Unadjusted 1-month percent change ¹				
	Group code	Item code		Jan. 2021 to Jan. 2022 ²	Aug. to Sept.	Sept. to Oct. ^P	Oct. to Nov. ^P	Nov. to Dec. ^P
Centrifugal blower filter units, and classes I-IV centrifugal fans, except parts.....	11	4701452	15.3	3.8	0.4	1.2	0.6	0.0
Other centrifugal fans and blowers, except parts.....	11	4701453	18.0	1.4	0.0	1.4	0.1	0.0
Axial fans and industrial propeller fans, except parts.....	11	4701457	18.0	1.9	0.0	0.7	0.3	0.0
Power roof ventilators, except parts.....	11	4701458	15.9	-2.4	0.0	0.0	1.6	0.0
Parts and accessories for fans and blowers.....	11	4701459	37.8	3.0	4.0	0.3	0.2	1.3
Air conditioning and refrigeration equip.....	11	48	18.7	1.9	1.9	1.9	1.4	3.7
Unitary air-conditioners, except air source heat pumps.....	11	4802	10.3	0.7	-0.8	1.8	0.3	3.4
Unitary air-conditioners, except air source heat pumps.....	11	480222	10.3	0.7	-0.8	1.8	0.3	3.4
Commercial refrigeration equipment.....	11	4803	31.1	2.9	4.8	0.9	2.7	5.9
Commercial refrigeration equipment.....	11	480331	31.2	2.9	4.8	0.9	2.7	5.9
All other miscellaneous refrigeration and air-conditioning equipment.....	11	4806	29.8	0.0	13.5	0.6	4.1	1.4
All other miscellaneous refrigeration and air-conditioning equipment.....	11	480631	29.8	0.0	13.5	0.6	4.1	1.4
Heat transfer equipment, including heat pumps.....	11	4807	18.7	2.3	0.4	1.4	2.1	3.6
Heat transfer equipment, except dehumidifiers.....	11	480732	20.6	2.3	0.9	1.4	2.6	3.7
Heat pumps.....	11	480734	11.7	2.1	-2.0	1.1	0.2	3.0
Parts and accessories for air conditioning and heat transfer equipment.....	11	4809	23.9	-0.2	0.8	3.3	0.2	4.8
Parts and accessories for air conditioning and heat transfer equipment.....	11	480901	23.9	-0.2	0.8	3.3	0.2	4.8
Refrigeration condensing units.....	11	4815	15.6	1.8	2.9	6.2	0.0	3.5
Refrigeration condensing units.....	11	481511	15.6	1.8	2.9	6.2	0.0	3.5
Miscellaneous general purpose equipment.....	11	49	8.3	0.7	0.6	0.4	0.3	1.5
Metal valves, except fluid power.....	11	4902	6.9	0.5	1.0	0.3	0.3	1.6
Gates, globes, angles, and checks.....	11	490201	7.0	0.8	0.6	0.8	0.0	1.6
Gates, globes, angles, straightway (Y-type) checks, stop & check, 3- & 4-way, etc.....	11	4902011	7.8	0.9	0.7	0.9	0.0	1.2
Industrial valves for water works and municipal equipment.....	11	4902012	-	0.6	0.3	0.6	-	-
Industrial ball valves, incl. manual and power operated.....	11	490202	5.4	0.1	-0.1	-0.2	0.1	2.4
Industrial butterfly valves, incl. manual and power operated.....	11	490203	4.6	0.0	0.0	0.0	0.0	1.5
Industrial plug valves.....	11	490204	9.7	6.2	0.0	3.1	0.0	0.0
Plumbing and heating valves and specialties, except plumbers' brass goods.....	11	490205	-	0.0	0.0	0.0	1.1	5.1
Other industrial valves, including nuclear.....	11	490209	6.2	0.1	2.5	0.0	0.5	0.5
Automatic regulating and control valves.....	11	490211	6.5	0.0	4.0	0.0	0.8	0.0
Metal pipe fittings, flanges, and unions.....	11	4903	17.3	0.7	0.5	0.2	1.4	1.2
Metal pipe fittings, flanges, and unions.....	11	490301	17.3	0.7	0.5	0.2	1.4	1.2
Ball and roller bearings.....	11	4905	7.1	0.7	0.0	0.6	-0.5	0.6
Ball bearings, complete, unmounted.....	11	490531	4.9	1.5	0.0	0.0	0.0	0.1
Mounted bearings, except plain.....	11	490534	15.7	1.1	0.0	3.2	-2.0	3.5
Parts and components for ball and roller bearings, incl. balls and rollers.....	11	490535	13.4	2.6	0.1	0.0	0.0	1.7
Tapered roller bearings (including cups & cones), unmounted.....	11	490537	7.8	-0.3	0.0	1.2	-1.2	0.0
Other roller bearings, unmounted.....	11	490538	2.3	-0.6	0.0	0.0	0.0	0.0
Industrial patterns.....	11	4907	4.2	0.0	0.0	1.2	1.3	0.0
Industrial patterns.....	11	490701	4.2	0.0	0.0	1.2	1.3	0.0
Filters and strainers.....	11	4908	11.6	2.4	0.1	0.4	0.0	3.8
Filters and strainers, except fluid power.....	11	490805	12.3	0.9	0.1	0.5	-0.1	4.8
Industrial filters and strainers and reusable media, except fluid power.....	11	4908051	11.9	0.0	0.1	0.4	0.0	5.0
Nonreusable media for filters and strainers, except fluid power.....	11	4908052	17.8	9.2	0.0	1.3	0.0	4.3
Parts and accessories for filters and strainers, except fluid power.....	11	4908053	6.1	-0.3	2.4	1.1	-2.5	2.4
Other miscellaneous general purpose equipment.....	11	4911	5.7	0.0	0.6	0.2	0.8	1.1
General industrial machinery equipment, n.e.c.....	11	491102	6.2	0.0	0.6	0.2	0.8	1.2
Electronic computers and computer equipment.....	11	5	5.3	-0.3	0.5	0.4	0.6	2.2
Electronic computers.....	11	51	10.5	-3.4	2.3	1.5	2.4	0.8
Electronic computers.....	11	5101	10.5	-3.4	2.3	1.5	2.4	0.8
Personal computers and workstations (excluding portable computers).....	11	510114	6.1	-0.5	0.6	-0.4	0.3	0.1
Portable computers, laptops, tablets and other single user computers.....	11	510115	-2.2	-2.8	-0.2	0.1	-1.4	0.2
Host computers, multiusers (mainframes, UNIX and PC servers).....	11	510116	12.9	-4.4	3.0	2.3	3.4	1.0
Computer storage devices.....	11	52	2.7	1.6	0.0	0.0	0.0	0.0
Computer storage devices (except parts, attachments and accessories).....	11	5201	3.0	1.9	0.0	0.0	0.0	0.0
Computer storage devices (except parts, attachments and accessories).....	11	520101	3.0	1.9	0.0	0.0	0.0	0.0
Computer peripheral equipment and parts.....	11	54	3.9	-0.1	0.0	0.0	0.0	5.1
POS terminals, funds-transfer devices, computer terminals & other computer peripheral equip.....	11	5406	0.3	-0.1	0.0	0.0	-0.1	2.0

See footnotes at end of table.

Table 7. Producer price index percentage changes for commodity and service groupings and individual items, not seasonally adjusted — Continued
[January 2022]

Title	Commodity code		Unadjusted 12-month percent change ¹	Unadjusted 1-month percent change ¹				
	Group code	Item code		Jan. 2021 to Jan. 2022 ^P	Aug. to Sept.	Sept. to Oct. ^P	Oct. to Nov. ^P	Nov. to Dec. ^P
POS terminals, funds-transfer devices, computer terminals & other computer peripheral equip.....	11	540602	0.3	-0.1	0.0	0.0	-0.1	2.0
Special industry machinery and equipment.....	11	6	12.9	1.6	0.3	1.1	0.7	1.2
Food products machinery.....	11	61	7.9	1.2	1.0	1.7	0.9	1.2
Dairy and milk products plant machinery and equipment.....	11	6101	11.7	1.5	2.9	4.6	0.4	0.0
Dairy and milk products plant machinery and equipment.....	11	610111	11.7	1.5	2.9	4.6	0.4	0.0
Commercial food products machinery (except packaging and cooking equipment).....	11	6104	7.6	0.2	1.0	1.3	1.7	1.4
Commercial food products machinery (except packaging and cooking equipment).....	11	610409	7.6	0.2	1.0	1.3	1.7	1.4
Industrial food products machinery for processing foods, beverages, & animal & fowl feed.....	11	6105	6.4	2.1	0.0	0.6	0.3	1.6
Industrial food products machinery for processing foods, beverages, & animal & fowl feed.....	11	610501	6.4	2.1	0.0	0.6	0.3	1.6
Other industrial food and feed machinery.....	11	6105012	5.1	2.7	0.0	0.6	0.5	0.4
Machinery for sorting, grading, and cleaning fruits, vegetables, eggs, and for processing meat.....	11	6105013	8.4	1.8	0.0	0.9	0.0	1.7
Parts and attachments for industrial food and feed products machinery.....	11	6105014	6.9	1.0	0.2	0.3	0.0	4.9
Textile machinery and equipment.....	11	62	6.5	0.0	0.0	0.0	0.2	5.5
Textile machinery (except parts, attachments, and accessories).....	11	6212	6.9	0.0	0.0	0.0	0.0	6.6
Textile machinery (except parts, attachments, and accessories).....	11	621201	6.9	0.0	0.0	0.0	0.0	6.6
Textile machinery parts and attachments.....	11	6277	5.6	0.0	0.0	0.0	0.8	2.6
Textile machinery parts and attachments.....	11	627701	5.6	0.0	0.0	0.0	0.8	2.6
Sawmill and woodworking machinery.....	11	63	9.5	1.4	0.1	0.3	0.0	1.0
Sawmill and woodworking machinery.....	11	6306	9.5	1.4	0.1	0.3	0.0	1.0
Sawmill and woodworking machinery, excluding parts and attachments (sold separately).....	11	630602	10.2	1.7	0.1	0.3	0.0	1.1
Parts, attachments, & accessories for sawmill & woodworking machinery.....	11	630603	6.3	0.0	0.0	0.5	0.3	0.6
Paper industries machinery.....	11	64	6.5	0.8	1.1	0.7	0.8	0.6
Paper industries machinery.....	11	6401	6.5	0.8	1.1	0.7	0.8	0.6
Paper industries machinery, excluding parts & attachments (sold separately).....	11	640114	5.9	0.3	2.1	0.2	0.6	0.3
Parts and attachments for paper industries machinery.....	11	640115	7.2	1.4	0.0	1.3	1.1	1.0
Printing trades machinery and equipment.....	11	65	6.5	-0.1	0.1	0.8	2.7	0.2
Printing presses.....	11	6508	10.5	0.0	0.0	0.0	5.7	0.0
Printing presses.....	11	650830	10.5	0.0	0.0	0.0	5.7	0.0
Other printing machinery and equipment.....	11	6509	5.3	-0.1	0.1	1.0	1.8	0.3
Other printing machinery and equipment, incl. pre-press preparation equipment & plates.....	11	650912	4.6	-0.3	-1.0	1.0	2.9	-0.1
Parts, attachments, & accessories for printing trades machinery.....	11	650913	5.8	0.0	0.7	1.2	1.4	0.3
Other special industry machinery.....	11	66	17.5	3.2	-0.1	0.2	0.0	1.1
Plastics and rubber working machinery.....	11	6603	-2.1	0.1	0.0	0.1	-0.1	0.2
Plastics working machinery and equipment, excluding patterns and molds, including parts.....	11	66039	-2.5	0.1	0.0	0.1	-0.1	0.2
Plasticworking machinery (excluding parts).....	11	660391	-3.6	0.0	0.0	0.0	0.0	0.0
Parts for plasticworking machinery.....	11	660395	1.9	0.5	-0.1	0.6	-0.4	0.7
Miscellaneous special industry machinery.....	11	6606	20.7	3.6	-0.1	0.2	0.0	1.3
Semiconductor manufacturing machinery and parts.....	11	660638	-1.0	0.0	0.0	0.0	0.0	0.3
Packing, packaging, and bottling machinery and parts.....	11	67	11.3	-0.1	0.0	2.6	3.4	0.9
Packing, packaging, and bottling machinery and parts.....	11	6705	11.2	-0.1	0.0	2.6	3.4	0.9
Packing, packaging, and bottling machinery, excluding parts.....	11	670501	9.2	-0.1	0.0	3.4	1.5	1.0
Parts for packing, packaging, and bottling machinery.....	11	670502	15.6	0.0	0.0	0.8	7.4	0.7
Service industry machinery and parts.....	11	68	10.7	0.4	0.6	2.0	0.6	1.1
Service industry machinery and parts.....	11	6801	10.7	0.4	0.6	2.0	0.6	1.1
Commercial cooking and food warming equipment.....	11	680118	18.4	0.1	0.3	5.8	0.0	1.4
Commercial cooking equipment incl. ranges, deep-fat fryers, etc. except electric.....	11	6801181	25.2	0.0	0.0	8.3	0.0	1.2
Commercial electric cooking equipment, incl. ranges, deep-fat fryers, etc.....	11	6801182	11.0	0.3	0.8	3.0	0.0	1.8
Parts and accessories for commercial cooking and food warming equipment.....	11	6801183	5.3	-0.1	0.1	0.0	0.0	1.5
Other service industry machinery, incl. electronic teaching mach. & auto. maintenance equipment.....	11	680123	7.4	0.6	0.8	0.2	1.0	1.0
All other parts and attachments for service industry equipment.....	11	6801232	9.1	0.0	0.0	0.9	0.0	0.0

See footnotes at end of table.

Table 7. Producer price index percentage changes for commodity and service groupings and individual items, not seasonally adjusted — Continued
[January 2022]

Title	Commodity code		Unadjusted 12-month percent change ¹	Unadjusted 1-month percent change ¹				
	Group code	Item code		Jan. 2021 to Jan. 2022 ^P	Aug. to Sept.	Sept. to Oct. ^P	Oct. to Nov. ^P	Nov. to Dec. ^P
Commercial and industrial floor & carpet cleaning machines, excl. vacuum cleaners.....	11	6801233	4.4	0.0	0.0	0.0	0.0	1.0
Electronic teaching machines, teaching aids, etc., incl. kits.....	11	6801235	0.0	0.0	0.0	0.0	0.0	0.0
Other service industry equipment.....	11	6801236	11.1	1.1	0.1	0.4	1.8	1.7
Commercial laundry and drycleaning machinery products.....	11	69	10.6	0.0	1.3	1.2	0.0	5.7
Commercial laundry and drycleaning machinery products.....	11	6909	10.7	0.0	1.3	1.2	0.0	5.7
Commercial laundry and drycleaning machinery products.....	11	690901	10.7	0.0	1.3	1.2	0.0	5.7
Electrical machinery and equipment.....	11	7	7.2	1.1	0.5	0.7	0.5	1.5
Wiring devices.....	11	71	29.1	2.1	1.6	1.6	2.0	2.9
Current-carrying wiring devices.....	11	7101	10.7	0.8	0.3	0.5	1.1	0.9
Current-carrying switches for electrical circuitry (including vehicular switches).....	11	710143	8.1	0.4	-0.4	0.0	0.0	0.2
Current-carrying wire connectors for electrical circuitry.....	11	710144	10.4	0.5	0.4	0.6	0.0	0.5
Current-carrying wiring devices n.e.c.....	11	710147	13.9	1.6	1.1	1.0	3.6	2.0
Noncurrent-carrying wiring devices.....	11	7102	46.1	3.1	2.6	2.5	2.5	4.3
Noncurrent-carrying electrical conduit and conduit fittings, incl.plastic conduit & fittings.....	11	710216	75.9	3.4	4.8	3.9	2.6	3.1
Other noncurrent-carrying wiring devices and supplies (boxes, covers, bar hangers, etc.).....	11	710217	21.0	0.2	2.0	0.9	0.2	1.6
Porcelain, steatite, and other ceramic electrical products.....	11	710252	27.3	1.1	0.2	5.4	1.4	12.9
Integrating and measuring instruments.....	11	72	3.1	0.2	0.3	-0.1	0.0	1.9
Test equipment for electrical, radio, & communication circuits & motors.....	11	7205	1.5	0.3	0.5	0.0	0.0	0.2
Test equipment for electrical, radio, & communication circuits & motors.....	11	720501	1.5	0.3	0.5	0.0	0.0	0.2
Electrical integrating instruments and other instruments to measure electricity.....	11	7209	6.2	0.0	0.0	-0.3	0.0	5.4
Electrical integrating instruments and other instruments to measure electricity.....	11	720901	6.2	0.0	0.0	-0.3	0.0	5.4
Motors, generators, motor generator sets.....	11	73	14.9	2.6	1.9	3.0	0.3	3.3
Fractional horsepower motors and generators.....	11	7303	13.8	3.3	0.1	4.2	1.3	3.2
Fractional horsepower motors and generators.....	11	730312	13.8	3.3	0.1	4.2	1.3	3.2
Integral horsepower motors and generators (excluding land transportation types).....	11	7304	27.7	5.8	0.4	7.8	0.1	6.1
Integral horsepower motors and generators (excluding land transportation types).....	11	730405	27.7	5.8	0.4	7.8	0.1	6.1
Parts and supplies for motors and generators.....	11	7309	8.5	3.5	0.0	3.7	0.0	1.7
Parts and supplies for motors and generators.....	11	730901	8.5	3.5	0.0	3.7	0.0	1.7
Other motors and generators.....	11	7311	9.5	0.2	4.1	-0.5	0.0	1.8
Other motors and generators.....	11	731101	9.5	0.2	4.1	-0.5	0.0	1.8
Prime mover generator sets, except steam & hydraulic turbine.....	11	7311012	7.5	0.3	4.7	-1.5	0.0	3.5
Transformers and power regulators.....	11	74	35.5	3.1	3.0	5.5	2.5	0.6
Power and distribution transformers, except parts.....	11	7409	34.4	3.1	2.4	5.7	5.3	-0.2
Power and distribution transformers, except parts.....	11	740999	34.4	3.1	2.4	5.7	5.3	-0.2
Other transformers and parts for transformers.....	11	7411	38.8	3.1	4.9	5.0	-5.6	3.3
Switchgear, switchboard, industrial controls equipment.....	11	75	12.5	2.5	0.1	0.3	1.8	2.9
Industrial controls and related parts and accessories.....	11	7507	13.2	1.9	0.0	0.2	2.7	5.5
Industrial controls and related parts and accessories.....	11	750799	13.2	1.9	0.0	0.2	2.7	5.5
General-purpose industrial controls.....	11	7507991	16.5	1.9	0.0	0.0	2.8	8.3
Parts for industrial controls and motor-control accessories.....	11	7507992	7.0	0.7	0.0	0.7	1.1	0.9
Specific-purpose industrial controls.....	11	7507993	7.1	2.3	0.0	0.6	3.1	0.2
Switchgear and switchboard apparatus.....	11	7522	12.0	3.0	0.1	0.4	1.0	0.9
Switchgear and switchboard apparatus.....	11	752201	12.0	3.0	0.1	0.4	1.0	0.9
Low voltage panelboards and distribution boards, 1000 volts or less..	11	7522013	3.7	0.7	0.1	0.0	0.0	1.8
Switchgear, except relays and ducts.....	11	752201A	17.1	3.8	0.2	0.8	1.7	0.5
Communications and related equipment and miscellaneous electronic systems & equipment.....	11	76	5.4	1.7	0.3	0.5	0.1	1.4
Telephone and wireline data networking equipment.....	11	7601	1.5	0.0	0.0	1.0	-0.6	0.8
Carrier line equipment and external modems.....	11	760112	-	0.0	-	-	-	-
Telephone switching and switchboard equipment.....	11	760121	0.0	0.0	0.0	0.0	0.0	0.0
Wireline voice and data network equipment.....	11	760141	2.8	0.0	0.1	1.8	-1.0	1.4
Other communications and related equipment, including broadcast and wireless.....	11	7603	3.6	0.7	0.9	0.1	0.4	0.7
Broadcast, studio, and related electronic equipment.....	11	760301	3.7	0.9	0.1	0.6	0.0	3.2
Radio station and wireless communication equipment.....	11	760302	2.2	0.5	0.6	-0.2	0.2	0.5
Other broadcast and wireless communications systems and equipment.....	11	7603023	4.0	1.1	1.1	-0.4	0.5	0.7

See footnotes at end of table.

Table 7. Producer price index percentage changes for commodity and service groupings and individual items, not seasonally adjusted — Continued
[January 2022]

Title	Commodity code		Unadjusted 12-month percent change ¹	Unadjusted 1-month percent change ¹				
	Group code	Item code		Jan. 2021 to Jan. 2022 ^P	Aug. to Sept.	Sept. to Oct. ^P	Oct. to Nov. ^P	Nov. to Dec. ^P
Intercommunications, alarm and traffic control systems.....	11	760303	10.5	1.4	2.7	1.3	1.3	0.1
Alarm systems, including electric sirens and horns.....	11	7603031	7.1	2.5	-0.5	0.0	0.0	0.0
Intercommunications systems, including inductive paging systems....	11	7603033	9.4	0.7	1.3	4.8	0.9	-0.1
Electronic systems and equipment, n.e.c.....	11	7605	8.9	1.2	0.0	6.5	0.0	0.0
Electronic systems and equipment, n.e.c.....	11	760512	8.9	1.2	0.0	6.5	0.0	0.0
Search, detection, navigation & guidance systems and equipment.....	11	7606	6.6	2.6	0.0	0.0	0.0	2.0
Search, detection, navigation & guidance systems and equipment.....	11	760613	6.6	2.6	0.0	0.0	0.0	2.0
Electric lamp bulbs, tubes, and components.....	11	77	2.9	1.1	0.8	0.0	0.0	0.0
Electric lamp bulbs, tubes, and components.....	11	7704	3.0	1.1	0.8	0.0	0.0	0.0
Electric lamp bulbs, tubes, and components.....	11	770401	3.0	1.1	0.8	0.0	0.0	0.0
Electronic components and accessories.....	11	78	2.9	0.2	0.1	0.5	0.4	0.7
Capacitors for electronic circuitry.....	11	7811	5.3	0.0	0.0	0.0	0.0	0.0
Capacitors for electronic circuitry.....	11	781148	5.3	0.0	0.0	0.0	0.0	0.0
Resistors for electronic circuitry.....	11	7812	5.1	0.0	0.0	2.9	0.6	0.0
Resistors for electronic circuitry.....	11	781207	5.1	0.0	0.0	2.9	0.6	0.0
Relays for electronic circuitry, industrial control overload, and switchgear type.....	11	7821	1.7	0.0	0.0	0.0	0.0	0.4
Relays for electronic circuitry, industrial control overload, and switchgear type.....	11	782116	1.7	0.0	0.0	0.0	0.0	0.4
Switches, mechanical, for electronic circuitry.....	11	7822	5.4	0.0	0.0	0.0	0.0	2.0
Switches, mechanical, for electronic circuitry.....	11	782299	5.4	0.0	0.0	0.0	0.0	2.0
Connectors for electronic circuitry.....	11	7824	4.3	0.6	1.8	0.7	0.3	0.4
Connectors for electronic circuitry.....	11	782481	4.3	0.6	1.8	0.7	0.3	0.4
Filters, crystals, and transducers.....	11	7828	4.1	0.0	0.3	-0.6	3.7	0.0
Filters, crystals, and transducers.....	11	782890	4.1	0.0	0.3	-0.6	3.7	0.0
Crystal, filter, piezoelectric, and other related electronic devices (exc. microwave filters).....	11	7828901	4.1	0.0	0.3	-0.6	3.7	0.0
Integrated microcircuits.....	11	7839	0.4	0.1	-1.3	1.3	0.6	0.8
Integrated microcircuits.....	11	783911	0.4	0.1	-1.3	1.3	0.6	0.8
Other semiconductor and related devices.....	11	7847	2.2	-0.3	0.6	0.0	0.0	0.1
Other semiconductor devices, including parts (such as chips, wafers and heat sinks).....	11	784711	2.0	-0.3	0.6	0.0	0.0	0.1
Bare printed circuit boards.....	11	7849	3.2	0.0	0.0	0.0	0.0	0.0
Bare printed circuit boards.....	11	784901	3.3	0.0	0.0	0.0	0.0	0.0
Electronic coils, transformers, and other inductors.....	11	7853	7.4	1.3	0.9	0.0	0.8	0.6
Electronic coils, transformers, and other inductors.....	11	785399	7.5	1.3	0.9	0.0	0.8	0.6
Microwave components, electron tubes, and other electronic components, n.e.c.....	11	7856	5.9	0.8	0.7	0.1	0.2	0.2
Microwave components, electron tubes, and other electronic components, n.e.c.....	11	785600	5.9	0.8	0.7	0.1	0.2	0.2
Printed circuit assemblies, loaded boards, modules and consumer external modems.....	11	7861	3.1	0.2	0.5	0.1	0.2	1.8
Printed circuit assemblies, loaded boards, modules and consumer external modems.....	11	786199	3.1	0.2	0.5	0.1	0.2	1.8
Miscellaneous electrical machinery and equipment.....	11	79	5.9	0.4	0.7	0.2	0.1	1.6
Storage batteries.....	11	7901	12.9	-0.2	3.0	0.8	1.1	2.3
Storage batteries, lead acid type, BCI dimensional group 8D or smaller.....	11	790103	13.0	-0.6	4.5	0.1	0.4	3.7
Storage batteries, lead acid type, larger than BCI dimensional group 8D.....	11	790104	17.1	0.3	0.0	0.0	4.4	0.9
Storage batteries (excluding lead acid), including parts for all storage batteries.....	11	790105	5.5	0.9	0.0	6.3	0.0	-3.2
Storage batteries (excluding lead acid).....	11	7901051	6.4	1.1	0.0	7.4	0.0	-3.7
Primary batteries.....	11	7902	12.8	1.8	-0.1	1.8	-0.1	8.2
Primary batteries.....	11	790229	12.8	1.8	-0.1	1.8	-0.1	8.2
Carbon and graphite products.....	11	7903	7.3	0.3	0.0	0.6	0.0	1.1
X-ray and electromedical equipment.....	11	7905	0.3	0.0	0.0	0.0	0.0	0.3
Irradiation equipment.....	11	790512	-0.3	0.0	0.0	0.0	0.0	0.0
Electromedical equipment, including diagnostic, therapeutic and patient monitoring equipment.....	11	790541	0.5	0.0	0.0	0.0	0.0	0.4
Miscellaneous electrical industrial apparatus.....	11	7929	24.0	2.4	2.3	-0.8	0.0	3.1
Rectifying apparatus.....	11	792902	11.6	0.0	0.4	0.0	0.1	0.1
Other electrical equipment for industrial use, except for electronic circuitry.....	11	792904	36.3	4.5	4.0	-1.5	0.0	5.7
All other electrical equipment and components, except industrial.....	11	7939	21.0	0.5	18.7	0.5	0.1	0.1
All other electrical equipment and components, except industrial.....	11	793901	21.0	0.5	18.7	0.5	0.1	0.1
Miscellaneous instruments.....	11	8	4.2	0.2	0.4	0.4	0.4	1.5

See footnotes at end of table.

Table 7. Producer price index percentage changes for commodity and service groupings and individual items, not seasonally adjusted — Continued
[January 2022]

Title	Commodity code		Unadjusted 12-month percent change ¹	Unadjusted 1-month percent change ¹				
	Group code	Item code		Jan. 2021 to Jan. 2022 ^P	Aug. to Sept.	Sept. to Oct. ^P	Oct. to Nov. ^P	Nov. to Dec. ^P
Automatic environmental controls for monitoring residential, commercial, and appliance use.....	11	81	9.7	2.0	1.8	0.0	0.9	0.6
Automatic environmental controls for monitoring residential, commercial, and appliance use.....	11	8105	9.8	2.0	1.8	0.0	0.9	0.6
Automatic environmental controls for monitoring residential, commercial, and appliance use.....	11	810501	9.8	2.0	1.8	0.0	0.9	0.6
Industrial process control instruments.....	11	82	5.0	0.2	0.7	0.1	0.1	2.4
Industrial process control instruments.....	11	8201	5.0	0.2	0.7	0.1	0.1	2.4
Industrial process control instruments.....	11	820171	5.0	0.2	0.7	0.1	0.1	2.4
Fluid meters and counting devices.....	11	84	5.5	0.6	0.0	1.2	0.0	0.0
Fluid meters and counting devices.....	11	8401	5.5	0.6	0.0	1.2	0.0	0.0
Integrating and totalizing meters for gases or liquids.....	11	840102	5.8	0.5	0.0	0.0	0.0	0.0
Counting devices.....	11	840103	3.0	0.0	0.0	0.0	—	—
Motor vehicle indicating instruments.....	11	840104	—	1.4	0.0	5.1	—	—
Engineering and scientific instruments.....	11	85	3.4	0.1	-0.1	0.6	1.9	0.3
Aeronautical, nautical, and navigational instruments.....	11	8501	3.3	0.0	-0.1	0.5	2.9	0.0
Aeronautical, nautical, and navigational instruments.....	11	850111	3.3	0.0	-0.1	0.5	2.9	0.0
Hospital beds and specialized hospital furniture.....	11	8504	3.5	0.2	0.0	0.9	0.0	0.9
Hospital beds and specialized hospital furniture.....	11	850404	3.5	0.2	0.0	0.9	0.0	0.9
Measuring instruments and lenses.....	11	86	2.2	0.0	0.5	0.3	0.0	1.0
Sighting, tracking, and fire-control equipment, optical type.....	11	8601	8.9	0.0	0.0	1.8	0.0	7.0
Sighting, tracking, and fire-control equipment, optical type.....	11	860111	8.9	0.0	0.0	1.8	0.0	7.0
All other miscellaneous optical instruments and lenses.....	11	8602	2.1	0.0	1.3	0.0	0.6	-0.7
All other miscellaneous optical instruments and lenses.....	11	860211	2.1	0.0	1.3	0.0	0.6	-0.7
Laboratory analytical instruments.....	11	8603	1.1	0.0	0.5	0.1	-0.1	0.4
Laboratory analytical instruments.....	11	860311	1.1	0.0	0.5	0.1	-0.1	0.4
Measuring & controlling devices, n.e.c.....	11	89	5.1	0.1	0.1	0.1	0.6	3.3
Aircraft engine instruments.....	11	8901	0.7	0.0	-0.5	0.0	0.0	0.1
Aircraft engine instruments.....	11	890199	0.7	0.0	-0.5	0.0	0.0	0.1
Nuclear radiation detection & monitoring instruments.....	11	8904	9.9	0.0	0.6	0.0	3.8	3.4
Nuclear radiation detection & monitoring instruments.....	11	890499	9.9	0.0	0.6	0.0	3.8	3.4
Physical properties and kinematic testing equipment.....	11	8905	5.9	0.1	0.1	0.0	0.0	5.4
Physical properties and kinematic testing equipment.....	11	890599	5.9	0.1	0.1	0.0	0.0	5.4
Commercial, geophysical, meteorological & general-purpose instruments.....	11	8906	4.8	0.1	0.3	0.4	0.4	2.8
Commercial, geophysical, meteorological & general-purpose instruments.....	11	890699	4.8	0.1	0.3	0.4	0.4	2.8
Miscellaneous machinery.....	11	9	5.1	0.2	0.7	0.3	0.4	1.3
Oil field and gas field machinery.....	11	91	6.0	0.0	0.6	0.4	0.0	2.9
Oil and gas field drilling, surveying, and cementing machinery (except parts sold separately).....	11	9102	3.6	0.0	0.6	0.1	0.0	0.8
Oil and gas field drilling, surveying, and cementing machinery (except parts sold separately).....	11	910201	3.6	0.0	0.6	0.1	0.0	0.8
Oil field and gas field production machinery (except pumps and parts sold separately).....	11	9104	13.4	0.0	0.6	1.2	0.0	8.6
Oil field and gas field production machinery (except pumps and parts sold separately).....	11	910456	13.4	0.0	0.6	1.2	0.0	8.6
Parts and attachments for oil and gas field machinery and equipment.....	11	9106	6.3	0.0	0.9	0.4	0.0	3.7
Parts and attachments for oil and gas field drilling machinery and equipment.....	11	910602	5.3	0.0	0.0	-0.3	0.0	4.4
Parts and attachments for oil and gas field production machinery and equipment.....	11	910604	8.1	0.0	2.7	1.8	0.0	2.5
Mining machinery and equipment.....	11	92	12.4	0.2	0.2	4.1	0.0	0.2
Mining machinery and equipment (except parts sold separately).....	11	9207	13.5	0.3	0.2	5.6	0.0	0.2
Underground mining machinery (except parts sold separately).....	11	920701	8.1	0.3	0.0	0.1	0.0	0.0
Crushing, pulverizing, & screening machinery (except parts sold separately).....	11	920702	27.2	0.0	0.0	22.4	0.0	0.0
Drills and other mining machinery (except parts sold separately).....	11	920703	15.7	0.6	1.2	2.5	0.0	2.2
Mineral processing & beneficiation machinery (except parts sold separately).....	11	920704	27.4	0.2	1.9	21.5	0.0	0.0
Parts and attachments for mining machinery and equipment (sold separately).....	11	9253	10.0	0.2	0.2	0.6	0.1	0.3
Parts and attachments for mining machinery and equipment (sold separately).....	11	925303	10.0	0.2	0.2	0.6	0.1	0.3
Office and store machines and equipment.....	11	93	2.5	0.0	0.0	0.0	1.5	0.0
Coin-operated machines and mechanisms.....	11	9309	2.5	0.0	0.0	0.0	1.9	0.0

See footnotes at end of table.

Table 7. Producer price index percentage changes for commodity and service groupings and individual items, not seasonally adjusted — Continued
[January 2022]

Title	Commodity code		Unadjusted 12-month percent change ¹	Unadjusted 1-month percent change ¹				
	Group code	Item code		Jan. 2021 to Jan. 2022 ^P	Aug. to Sept.	Sept. to Oct. ^P	Oct. to Nov. ^P	Nov. to Dec. ^P
Coin-operated machines and mechanisms.....	11	930910	2.5	0.0	0.0	0.0	1.9	0.0
Internal combustion engines.....	11	94	4.7	0.1	0.9	0.0	0.0	2.8
Diesel, semidiesel, and dual-fuel engines (except automotive).....	11	9407	3.4	0.0	2.8	0.0	0.0	0.6
Diesel, semidiesel, and dual-fuel engines (except automotive).....	11	940725	3.4	0.0	2.8	0.0	0.0	0.6
Diesel, semidiesel, and dual-fuel engines for automobiles, trucks, and buses.....	11	9408	4.5	0.0	0.0	0.0	0.0	4.3
Diesel, semidiesel, and dual-fuel engines for automobiles, trucks, and buses.....	11	940811	4.5	0.0	0.0	0.0	0.0	4.3
Parts & accessories for internal combustion engines, ex. aircraft & gasoline automotive engines.....	11	9413	5.7	0.4	1.1	0.0	0.0	2.9
Parts & accessories for internal combustion engines, ex. aircraft & gasoline automotive engines.....	11	941301	5.7	0.4	1.1	0.0	0.0	2.9
Machine shop products.....	11	95	4.7	0.3	0.9	0.0	0.8	0.2
Machine shop products.....	11	9505	4.7	0.3	0.9	0.0	0.8	0.2
Machine shop job work and job order repairs.....	11	950501	4.7	0.3	0.9	0.0	0.8	0.2
Turbines and turbine generator sets.....	11	97	3.8	0.9	0.3	0.2	0.3	0.7
Turbines and turbine generator sets (excluding parts).....	11	9701	3.8	0.9	0.3	0.2	0.3	0.7
Steam, gas, and other turbines and turbine generators.....	11	970103	-2.7	0.3	0.3	0.2	0.2	-3.5
Parts & accessories for turbines, turbine generators, and turbine generator sets.....	11	98	0.3	0.0	0.1	0.0	0.0	0.1
Parts & accessories for turbines, turbine generators, and turbine generator sets.....	11	9801	0.3	0.0	0.1	0.0	0.0	0.1
Parts & accessories for turbines, turbine generators, and turbine generator sets.....	11	980101	0.3	0.0	0.1	0.0	0.0	0.1
Furniture and household durables.....	12	—	11.6	1.3	0.6	0.7	0.6	1.3
Household furniture.....	12	1	13.6	1.8	0.5	1.0	0.7	0.8
Metal household furniture.....	12	11	24.3	8.7	1.0	-4.6	5.5	-2.4
Metal household furniture.....	12	1101	24.3	8.7	1.0	-4.6	5.5	-2.4
Metal household dining room and kitchen furniture.....	12	110102	26.6	18.6	-8.0	-10.6	7.0	-5.5
Other metal household furniture.....	12	110104	22.6	0.0	10.3	0.6	4.3	0.0
Metal household furniture, beds, nonupholstered.....	12	1101041	27.7	0.0	0.0	1.5	10.7	0.0
Wood household furniture.....	12	12	12.6	1.1	0.7	0.0	1.7	1.8
Living room furniture (nonupholstered), wood.....	12	1201	12.8	1.2	0.2	0.0	2.0	3.4
Living room furniture (nonupholstered), wood.....	12	120181	12.8	1.2	0.2	0.0	2.0	3.4
Dining room furniture (nonupholstered), wood.....	12	1202	10.9	1.5	1.7	0.0	0.8	1.8
Dining room furniture (nonupholstered), wood.....	12	120281	10.8	1.5	1.7	0.0	0.8	1.8
Bedroom furniture (nonupholstered), wood.....	12	1203	12.1	1.0	1.0	0.0	0.8	1.5
Bedroom furniture (nonupholstered), wood.....	12	120381	12.1	1.0	1.0	0.0	0.8	1.5
Other wood household furniture.....	12	1204	18.1	0.6	0.2	0.0	3.9	0.0
Other wood household furniture.....	12	120481	18.1	0.6	0.2	0.0	3.9	0.0
Nonupholstered wood infants' & children's furniture.....	12	1204811	18.1	0.6	0.2	0.0	3.9	0.0
Custom nonupholstered wood household furniture sold direct, excl. kitchen cabinets and vanities.....	12	1205	4.5	0.0	0.0	0.0	1.5	0.0
Custom nonupholstered wood household furniture sold direct, excl. kitchen cabinets and vanities.....	12	120581	4.5	0.0	0.0	0.0	1.5	0.0
Upholstered household furniture.....	12	13	16.9	0.6	0.7	4.3	0.0	1.2
Upholstered household furniture.....	12	1301	16.9	0.6	0.7	4.3	0.0	1.2
Dual purpose sleep furniture, incl. convertible sofa.....	12	130123	12.1	1.0	0.7	0.7	0.0	1.1
Upholstered household furniture.....	12	130141	17.2	0.5	0.7	4.5	0.0	1.2
Upholstered household davenports, sofas, loveseats, and settees.....	12	1301411	18.8	0.6	0.7	4.9	0.0	1.2
Upholstered household sectional sofa pieces.....	12	1301412	13.5	0.1	0.5	4.3	0.0	1.3
Upholstered household rocking chairs, including swivel rockers.....	12	1301413	—	1.5	1.7	1.8	0.0	3.0
Other upholstered household furniture, including custom.....	12	1301415	24.4	1.0	0.8	8.4	0.3	1.1
Bedding.....	12	14	9.4	2.3	0.3	-0.9	0.1	0.4
Bedding.....	12	1401	9.4	2.3	0.3	-0.9	0.1	0.4
Innerspring mattresses, excluding crib size.....	12	140104	15.0	2.9	0.9	0.2	0.0	1.0
Mattress foundations.....	12	140107	—	6.6	-0.1	-1.1	0.4	0.0
Mattresses, other types, including crib, foam, waterbed mattresses and mattress inserts.....	12	140114	6.2	3.5	-0.1	0.3	0.0	-0.3
Sleep system ensembles and mattresses, excluding conventional waterbeds.....	12	140122	6.2	0.0	0.0	0.3	0.0	0.4
Mattress and foundation sets.....	12	140134	2.9	-0.4	0.0	-2.9	0.0	0.1
Metal porch, lawn, outdoor & casual furniture.....	12	15	11.2	1.0	0.1	0.0	0.2	1.8
Porch and lawn furniture.....	12	1501	11.2	1.0	0.1	0.0	0.2	1.8
Metal porch, lawn, outdoor & casual furniture.....	12	150112	11.1	1.0	0.1	0.0	0.2	1.8

See footnotes at end of table.

Table 7. Producer price index percentage changes for commodity and service groupings and individual items, not seasonally adjusted — Continued
[January 2022]

Title	Commodity code		Unadjusted 12-month percent change ¹	Unadjusted 1-month percent change ¹				
	Group code	Item code		Jan. 2021 to Jan. 2022 ^P	Aug. to Sept.	Sept. to Oct. ^P	Oct. to Nov. ^P	Nov. to Dec. ^P
Nonupholstered household furniture, except wood and metal.....	12	16	2.9	0.0	0.0	1.2	0.4	0.8
Nonupholstered household furniture, except wood and metal.....	12	1601	2.9	0.0	0.0	1.2	0.4	0.8
Nonupholstered household furniture, except wood and metal.....	12	160101	2.9	0.0	0.0	1.2	0.4	0.8
Commercial furniture.....	12	2	13.5	1.7	0.4	0.7	0.6	1.5
Wood office furniture and store fixtures.....	12	21	10.2	1.3	1.3	0.2	0.4	0.2
Wood office furniture and store fixtures.....	12	2101	10.2	1.3	1.3	0.2	0.4	0.2
Wood office seating, including upholstered.....	12	210112	9.8	0.5	0.8	0.1	0.4	3.5
Wood office desks and extensions.....	12	210113	6.7	0.3	2.2	-0.6	1.0	0.6
Wood office files, storage units, and tables.....	12	210114	3.7	0.3	1.4	0.1	0.9	0.1
Wood office furniture, other types (incl. panel/desk systems).....	12	210116	1.1	0.2	0.2	0.1	0.7	0.0
Fixtures for stores, banks and offices.....	12	210161	12.0	1.6	1.3	0.4	0.2	-0.1
Custom architectural woodwork, millwork, and fixtures.....	12	2101611	11.0	1.9	0.8	0.2	0.0	0.0
Wood lockers, partitions, and shelving (except custom).....	12	2101612	20.7	0.4	8.7	0.3	1.5	0.4
Wood furniture dimensions and nonwood furniture parts and frames..	12	2101615	19.6	-0.3	6.3	-0.3	1.6	-1.3
Nonwood furniture and store fixtures.....	12	22	16.1	2.1	-0.5	0.8	0.4	2.6
Nonwood commercial storage units, files, and tables.....	12	2202	8.8	-0.9	1.3	1.7	0.5	1.0
Nonwood commercial storage units, files, and tables.....	12	220202	8.8	-0.9	1.3	1.7	0.5	1.0
Nonwood commercial furniture.....	12	2203	8.1	0.7	-2.6	1.7	-1.1	6.5
Nonwood office seating.....	12	220325	1.9	1.7	-5.4	5.9	-1.2	5.4
Nonwood office furniture panel systems, and other nonwood office furniture.....	12	220326	10.7	0.3	-1.4	-0.3	-1.3	7.0
Nonwood partitions and fixtures.....	12	2204	28.8	4.6	0.9	-0.4	1.7	-0.4
Storage racks and accessories, except wood.....	12	220407	45.7	0.0	5.2	0.3	0.0	1.1
Fixtures (bank, office, and store) except wood.....	12	220409	12.6	1.1	-1.2	0.7	9.0	-3.7
Public building furniture.....	12	23	9.7	1.5	0.3	2.2	1.4	0.2
Public building furniture.....	12	2301	9.7	1.5	0.3	2.2	1.4	0.2
School furniture (except stone and concrete), excluding library furniture.....	12	230101	5.0	1.1	0.7	0.4	1.9	0.2
Public building and related furniture, excluding school & restaurant furniture.....	12	230102	12.6	1.7	0.0	3.2	1.1	0.1
Commercial furniture and fixtures, n.e.c.....	12	24	18.2	2.2	1.3	0.8	1.8	2.8
Commercial furniture and fixtures, n.e.c.....	12	2401	18.2	2.2	1.3	0.8	1.8	2.8
Bar, bowling center, cafeteria, and restaurant furniture.....	12	240104	24.3	3.3	1.4	0.0	3.0	1.8
Other commercial and institutional furniture and fixtures, n.e.c.....	12	240108	15.0	1.6	1.2	1.3	1.0	3.4
Floor coverings.....	12	3	7.3	0.7	1.5	0.9	0.0	0.5
Carpets and rugs.....	12	31	8.5	0.8	1.8	1.0	0.0	0.5
Carpet and rugs.....	12	3101	8.6	0.8	1.8	1.0	0.0	0.5
Carpet and rugs.....	12	310101	8.6	0.8	1.8	1.0	0.0	0.5
Resilient floor coverings.....	12	32	1.2	0.0	0.0	0.0	0.0	0.0
Resilient floor coverings.....	12	3201	-	0.0	0.0	0.0	0.0	0.0
Resilient floor coverings.....	12	320170	-	0.0	0.0	0.0	0.0	0.0
Household appliances.....	12	4	8.2	1.3	0.7	0.3	0.9	1.4
Major appliances.....	12	41	8.4	1.4	0.1	0.1	1.1	1.7
Household cooking appliances.....	12	4101	10.2	3.9	0.0	-0.3	1.7	2.1
Electric household ranges, ovens (including microwave), surface cooking units, and equipment.....	12	410105	13.5	7.0	-0.4	-1.7	2.7	3.4
Gas household ranges, ovens, surface cooking units and equipment. ..	12	410139	4.4	-0.4	0.8	0.9	1.4	-1.3
Other household ranges and cooking equipment, including outdoor equipment.....	12	410169	8.3	0.4	-0.1	3.0	-1.3	2.9
Household refrigeration equipment.....	12	4103	6.2	0.4	-0.1	0.2	1.0	1.9
Household refrigerators, including refrigerator-freezer combinations.....	12	410329	6.2	0.5	-0.1	0.1	1.2	2.1
Other major household appliances including room air-conditioners.....	12	4104	10.4	-0.2	0.9	1.1	1.4	1.5
Household vacuum cleaners, including parts and attachments.....	12	43	-	0.0	5.5	0.6	0.0	0.0
Household vacuum cleaners and other floor care machines (including parts and attachments).....	12	4301	-	0.0	5.5	0.6	0.0	0.0
Household vacuum cleaners and other floor care machines (including parts and attachments).....	12	430114	-	0.0	5.5	0.6	0.0	0.0
Electric housewares and fans.....	12	44	7.2	0.2	2.3	0.9	0.0	0.1
Parts and attachments for small electric household appliances, including fan parts.....	12	4403	13.7	0.0	0.0	0.0	0.0	1.0
Parts and attachments for small electric household appliances, including fan parts.....	12	440311	13.7	0.0	0.0	0.0	0.0	1.0
Small electric household appliances, including fans.....	12	4404	-	0.3	2.5	1.0	0.0	0.0
Small electric household appliances, including fans.....	12	440401	-	0.3	2.5	1.0	0.0	0.0

See footnotes at end of table.

Table 7. Producer price index percentage changes for commodity and service groupings and individual items, not seasonally adjusted — Continued
[January 2022]

Title	Commodity code		Unadjusted 12-month percent change ¹	Unadjusted 1-month percent change ¹				
	Group code	Item code		Jan. 2021 to Jan. 2022 ^P	Aug. to Sept.	Sept. to Oct. ^P	Oct. to Nov. ^P	Nov. to Dec. ^P
Portable residential lighting fixtures, including parts and accessories.	12	45	8.8	3.4	1.4	1.2	0.1	0.0
Portable residential lighting fixtures, including parts and accessories.	12	4501	8.8	3.4	1.4	1.2	0.1	0.0
Portable residential lighting fixtures, including parts and accessories.	12	450135	8.8	3.4	1.4	1.2	0.1	0.0
Home electronic equipment.	12	5	10.7	0.0	1.0	1.1	0.1	1.7
Speakers and commercial sound equipment.	12	57	13.5	0.0	1.4	1.5	0.2	3.1
Speakers and commercial sound equipment.	12	5707	13.5	0.0	1.4	1.5	0.2	3.1
Speakers and commercial sound equipment.	12	570708	13.5	0.0	1.4	1.5	0.2	3.1
Other home electronic equipment.	12	58	7.2	0.0	0.5	0.6	0.0	0.0
Other consumer audio and video equipment, including television receivers.	12	5803	7.2	0.0	0.5	0.6	0.0	0.0
Other consumer audio and video equipment, excluding television receivers.	12	580301	7.2	0.0	0.5	0.6	0.0	0.0
Other household durable goods.	12	6	12.2	0.4	0.2	0.4	0.5	2.1
Vitreous china, fine earthenware, and other pottery products.	12	61	10.0	-0.1	0.0	0.0	3.3	1.9
Vitreous china, porcelain, and earthenware table and kitchenware and other pottery products.	12	6101	10.0	-0.1	0.0	0.0	3.3	1.9
Vitreous china, porcelain, and earthenware (semivitreous) table and kitchenware.	12	610104	6.4	0.0	0.0	0.0	0.0	4.3
All other pottery products (including china decorated for the trade).	12	610105	12.3	-0.1	0.0	0.0	5.5	0.4
Mirrors (decorated and undecorated).	12	65	-	0.0	0.0	0.0	-	-
Mirrors (decorated and undecorated), made from purchased glass.	12	6501	-	0.0	0.0	0.0	-	-
Mirrors (decorated and undecorated), made from purchased glass.	12	650104	-	0.0	0.0	0.0	-	-
Lawn/garden equipment.	12	66	5.4	0.2	0.4	1.0	0.0	0.9
Parts and attachments for consumer lawn, garden, and snow equipment.	12	6605	12.5	0.6	0.7	1.1	0.1	3.0
Parts and attachments for consumer lawn, garden, and snow equipment.	12	660503	12.5	0.6	0.7	1.1	0.1	3.0
Consumer lawn, garden, and snow equipment.	12	6607	3.8	0.2	0.3	1.0	0.0	0.4
Consumer lawn, garden, and snow equipment.	12	660701	3.8	0.2	0.3	1.0	0.0	0.4
Consumer riding lawn, garden, and snow equipment.	12	6607011	6.6	0.4	0.6	2.6	0.0	0.0
Consumer nonriding lawn, garden, and snow equipment.	12	6607012	2.3	0.0	0.2	0.0	0.0	0.7
Cutlery, flatware (except precious), razors and razor blades.	12	67	8.4	0.0	0.0	0.0	2.4	5.0
Cutlery, flatware (except precious), razors and razor blades.	12	6701	8.4	0.0	0.0	0.0	2.4	5.0
Cutlery, scissors, shears, trimmers, and snips.	12	670141	20.0	0.0	0.0	0.0	11.8	2.5
Metal kitchen utensil, pots, and pans.	12	68	11.7	3.9	0.0	0.0	0.0	0.5
Metal kitchen utensil, pots, and pans.	12	6801	11.7	3.9	0.0	0.0	0.0	0.5
Stamped and spun kitchen utensils, except aluminum.	12	680102	-	0.0	0.0	-	-	-
Window shades, blinds, and accessories.	12	69	18.6	0.8	0.0	0.0	0.0	6.3
Window shades, blinds, and accessories.	12	6901	18.6	0.8	0.0	0.0	0.0	6.3
Window shades and window shade accessories and rollers.	12	690101	14.8	1.3	0.0	0.0	0.0	6.1
Nonmetallic mineral products.	13	-	10.4	0.5	0.3	0.6	0.5	3.4
Glass.	13	1	8.6	0.3	1.2	0.6	0.8	2.2
Flat glass.	13	11	9.0	0.4	1.4	0.6	1.0	1.9
Flat glass (float, sheet, and plate process).	13	1105	13.3	-0.9	0.7	1.7	3.4	0.3
Flat glass (float, sheet, and plate process).	13	110511	13.3	-0.9	0.7	1.7	3.4	0.3
Specialty glass.	13	1107	7.8	0.8	1.6	0.3	0.3	2.4
Specialty glass.	13	110703	7.8	0.8	1.6	0.3	0.3	2.4
Other glass products, made by flat glass producers.	13	1107034	-	0.0	0.7	0.0	0.0	0.0
Other finished glassware.	13	13	7.2	0.0	0.5	0.4	0.1	3.1
Pressed and blown glassware.	13	1301	7.2	0.0	0.5	0.4	0.1	3.1
Machine-made pressed & blown table, kitchen, art, & novelty glassware.	13	130116	8.3	0.0	0.1	1.2	0.0	2.8
All other machine-made pressed and blown glassware.	13	130117	6.5	0.1	0.8	-0.3	0.2	3.5
Handmade pressed and blown glassware.	13	130118	0.6	0.0	0.0	0.0	0.0	1.5
Concrete ingredients and related products.	13	2	7.9	0.1	0.0	0.1	-0.1	4.7
Construction sand, gravel, and crushed stone.	13	21	7.6	0.1	-0.1	0.2	-0.2	4.7
Construction sand, gravel and crushed stone.	13	2101	7.6	0.1	-0.1	0.2	-0.2	4.7
Construction sand and gravel (run of pit/bank, washed, screened, etc.).	13	210120	5.2	0.4	0.4	0.1	-0.1	2.1
Construction sand and gravel, Northeast.	13	2101201	3.5	0.6	0.0	0.0	0.0	0.0
Construction sand and gravel, Midwest.	13	2101202	7.4	0.3	2.3	0.1	-0.2	2.0
Construction sand and gravel, West.	13	2101204	6.3	0.7	-0.5	0.2	-0.1	2.9
Crushed and broken stone.	13	210121	8.7	-0.1	-0.3	0.3	-0.2	6.0

See footnotes at end of table.

Table 7. Producer price index percentage changes for commodity and service groupings and individual items, not seasonally adjusted — Continued
[January 2022]

Title	Commodity code		Unadjusted 12-month percent change ¹	Unadjusted 1-month percent change ¹				
	Group code	Item code		Jan. 2021 to Jan. 2022 ^P	Aug. to Sept.	Sept. to Oct. ^P	Oct. to Nov. ^P	Nov. to Dec. ^P
Crushed and broken limestone.....	13	2101212	9.4	0.0	-0.3	0.4	0.0	6.2
Crushed and broken granite.....	13	2101213	6.1	-0.2	0.1	0.1	-1.0	3.8
Bituminous limestone, sandstone, & other crushed & broken stone. ...	13	2101219	8.5	-0.5	-0.6	0.0	0.0	7.6
Cement, hydraulic.....	13	22	8.9	0.2	0.1	-0.5	0.2	4.8
Cement, hydraulic.....	13	2201	8.9	0.2	0.1	-0.5	0.2	4.8
Cement, hydraulic.....	13	220161	8.9	0.2	0.1	-0.5	0.2	4.8
Concrete products.....	13	3	9.8	0.4	0.2	0.8	0.3	2.0
Concrete block and brick.....	13	31	6.3	0.1	0.0	0.9	-0.1	1.6
Structural concrete block.....	13	3111	5.7	0.0	0.0	0.4	0.0	1.6
Structural concrete block.....	13	311135	5.7	0.0	0.0	0.4	0.0	1.6
Structural concrete block, lightweight units (weighing less than 105 lb/cubic ft.) (dry weight).....	13	3111351	6.0	0.0	0.0	0.5	0.0	1.0
Structural concrete block, mediumweight units (weighing 105 - 124 lb/cubic ft.) (dry weight).....	13	3111352	5.8	0.0	0.0	0.5	0.0	3.3
Structural concrete block, normalweight units (weighing 125 lb or more/cubic ft.) (dry weight).....	13	3111353	5.2	0.0	-0.1	0.2	-0.1	1.6
Decorative concrete block.....	13	3121	3.5	0.0	0.1	0.1	-0.5	-0.2
Decorative concrete block (including screen, split, slump, shadowal block, etc.).....	13	312101	3.5	0.0	0.1	0.1	-0.5	-0.2
Concrete brick.....	13	3131	6.5	0.0	0.0	2.4	0.0	0.9
Concrete brick.....	13	313101	6.5	0.0	0.0	2.4	0.0	0.9
Concrete pavers.....	13	3141	9.5	0.2	0.1	2.0	0.0	3.0
Concrete pavers (including grid, interlocking, etc.).....	13	314101	9.5	0.2	0.1	2.0	0.0	3.0
Concrete pipe.....	13	32	10.2	0.8	3.5	0.1	1.4	0.4
Concrete pipe.....	13	3201	10.2	0.8	3.5	0.1	1.4	0.4
Concrete pipe.....	13	320108	10.2	0.8	3.5	0.1	1.4	0.4
Concrete storm sewer pipe.....	13	3201082	14.1	1.0	1.2	0.4	3.7	0.6
Concrete pipe, except concrete culvert and storm sewer pipe.....	13	3201083	6.6	2.3	-0.9	0.1	1.1	0.5
Ready-mix concrete.....	13	33	9.1	0.0	-0.4	0.9	0.4	2.2
Ready-mix concrete.....	13	3301	9.1	0.0	-0.4	0.9	0.4	2.2
Ready-mix concrete.....	13	330101	9.1	0.0	-0.4	0.9	0.4	2.2
Northeast region ready-mix concrete.....	13	330101A	4.2	-1.2	-3.4	2.5	0.0	0.4
Midwest region ready-mix concrete.....	13	330101B	6.3	-0.5	-3.2	3.9	-0.2	0.9
South region ready-mix concrete.....	13	330101C	9.1	-0.3	1.2	-0.4	0.6	2.1
West region ready-mix concrete.....	13	330101D	14.5	1.4	0.6	-0.3	0.8	4.7
Precast concrete products.....	13	34	12.4	1.6	1.0	0.5	0.3	2.3
Precast concrete products.....	13	3401	12.4	1.6	1.0	0.5	0.3	2.3
Precast concrete products.....	13	340106	12.4	1.6	1.0	0.5	0.3	2.3
Precast concrete slabs and tile, roof and floor units.....	13	3401061	11.6	4.5	0.2	0.0	0.0	0.0
Precast concrete architectural wall panels.....	13	3401062	14.3	1.7	3.2	0.3	0.1	1.4
Burial vaults and boxes, precast concrete.....	13	3401063	9.6	0.0	1.1	0.0	0.4	2.1
Precast concrete products (excl burial vaults and boxes, slabs and tile, and arch. wall panels).....	13	3401064	12.3	1.0	0.5	0.8	0.4	3.4
Prestressed concrete products.....	13	35	13.8	0.9	1.1	1.4	-0.1	1.0
Prestressed concrete products.....	13	3501	13.8	0.9	1.1	1.4	-0.1	1.0
Prestressed concrete products.....	13	350107	13.8	0.9	1.1	1.4	-0.1	1.0
Prestressed concrete bridge beams and solid and hollow cored slabs and panels.....	13	3501071	21.2	1.5	2.1	2.5	-0.3	1.7
Prestressed concrete bridge beams.....	13	35010711	26.4	0.8	0.0	3.5	1.7	3.4
Prestressed concrete solid and hollow cored slabs and panels.....	13	35010712	16.1	2.2	4.2	1.5	-2.3	0.0
Prestressed concrete products (excl bridge beams and solid and hollow cored slabs and panels).....	13	3501072	5.3	0.2	0.0	0.0	0.3	0.0
Clay construction products ex. refractories.....	13	4	5.4	-0.6	1.1	0.0	0.2	0.9
Brick and structural clay tile.....	13	42	6.9	0.0	2.3	0.0	0.2	1.1
Building or common brick.....	13	4201	6.8	0.0	2.4	0.0	0.2	1.0
Building or common brick.....	13	420101	6.8	0.0	2.4	0.0	0.2	1.0
Glazed brick and other brick (paving, floor, and sewer).....	13	4202	7.8	0.0	0.7	0.0	0.0	2.8
Glazed brick and other brick (paving, floor, and sewer).....	13	420201	7.8	0.0	0.7	0.0	0.0	2.8
Clay floor and wall tile, glazed and unglazed.....	13	44	3.5	-1.4	-0.1	0.1	0.0	0.6
Clay floor and wall tile, glazed and unglazed (including quarry tile and ceramic mosaic tile).....	13	4401	3.5	-1.4	-0.1	0.1	0.0	0.6
Clay floor and wall tile, glazed and unglazed (including quarry tile and ceramic mosaic tile).....	13	440131	3.5	-1.4	-0.1	0.1	0.0	0.6
Structural clay products, n.e.c.....	13	45	6.4	0.0	0.0	0.0	1.1	0.6

See footnotes at end of table.

Table 7. Producer price index percentage changes for commodity and service groupings and individual items, not seasonally adjusted — Continued
[January 2022]

Title	Commodity code		Unadjusted 12-month percent change ¹	Unadjusted 1-month percent change ¹				
	Group code	Item code		Jan. 2021 to Jan. 2022 ^P	Aug. to Sept.	Sept. to Oct. ^P	Oct. to Nov. ^P	Nov. to Dec. ^P
Structural clay products, n.e.c.....	13	4501	6.4	0.0	0.0	0.0	1.1	0.6
All other structural clay products, excluding clay refractories.....	13	450199	4.1	0.0	0.0	0.0	0.0	0.8
Refractories.....	13	5	13.0	2.3	0.2	0.1	0.5	5.9
Clay refractories.....	13	52	14.7	4.3	0.0	0.0	0.0	1.6
Clay refractories.....	13	5201	14.7	4.3	0.0	0.0	0.0	1.6
Clay refractories.....	13	520181	14.8	4.3	0.0	0.0	0.0	1.6
Nonclay refractories.....	13	53	11.7	0.7	0.4	0.2	0.8	9.4
Nonclay refractories (excluding dead-burned magnesia).....	13	5301	11.7	0.7	0.4	0.2	0.8	9.4
Nonclay refractories (excluding dead-burned magnesia).....	13	530112	11.8	0.7	0.4	0.2	0.8	9.4
Asphalt felts and coatings.....	13	6	18.4	0.6	-0.1	2.8	1.2	1.1
Prepared asphalt and tar roofing and siding products.....	13	61	19.5	0.7	-0.1	3.2	1.3	0.8
Prepared asphalt and tar roofing and siding products.....	13	6101	19.5	0.7	-0.1	3.2	1.3	0.8
Prepared asphalt and tar roofing and siding products.....	13	610131	19.5	0.7	-0.1	3.2	1.3	0.8
Asphalt smooth-surfaced roll roofing and cap sheets, organic and fiberglass base.....	13	6101311	17.5	1.4	0.1	-3.8	1.3	1.2
Asphalt mineral-surfaced roll roofing and cap sheets, organic and fiberglass base.....	13	6101312	14.8	3.1	1.9	1.7	0.3	1.6
Other prepared asphalt and tar products for roofing and siding.....	13	6101317	19.4	1.7	2.3	0.4	2.1	3.9
Roofing asphalts, pitches, coatings, and cement.....	13	62	9.9	0.0	-0.1	-0.1	0.0	3.0
Roofing asphalts, pitches, coatings, and cement.....	13	6201	9.9	0.0	-0.1	-0.1	0.0	3.0
Roofing asphalts, pitches, coatings, and cement.....	13	620121	9.9	0.0	-0.1	-0.1	0.0	3.0
Gypsum products.....	13	7	23.0	0.2	1.6	0.1	0.2	4.9
Gypsum products.....	13	71	23.0	0.2	1.6	0.1	0.2	4.9
Gypsum products.....	13	7101	23.0	0.2	1.6	0.1	0.2	4.9
Gypsum building materials.....	13	710102	25.1	0.0	1.9	0.1	0.2	5.7
Other gypsum products.....	13	710116	12.5	1.4	0.0	0.0	0.0	0.5
Glass containers.....	13	8	15.3	5.4	0.0	2.0	0.0	3.6
Glass containers.....	13	81	15.3	5.4	0.0	2.0	0.0	3.6
Glass containers (including value of packaging).....	13	8101	15.3	5.4	0.0	2.0	0.0	3.6
Glass containers (including value of packaging).....	13	810104	15.3	5.4	0.0	2.0	0.0	3.6
Other nonmetallic minerals.....	13	9	9.5	0.1	0.3	0.1	0.8	4.9
Insulation materials.....	13	92	19.2	0.6	-0.4	0.2	0.2	4.6
Mineral wool for thermal and acoustical envelope insulation.....	13	9201	22.7	0.8	-0.3	-0.4	0.3	5.2
Mineral wool for thermal and acoustical envelope insulation.....	13	920105	22.8	0.8	-0.3	-0.4	0.3	5.2
Mineral wool for industrial, equipment, and appliance insulation.....	13	9202	11.0	0.0	-0.6	1.7	-0.1	3.0
Mineral wool for industrial, equipment, and appliance insulation.....	13	920201	11.0	0.0	-0.6	1.7	-0.1	3.0
Paving mixtures and blocks.....	13	94	8.9	0.1	0.6	-0.1	1.1	9.8
Paving mixtures and blocks.....	13	9401	8.9	0.1	0.6	-0.1	1.1	9.8
Paving mixtures and blocks.....	13	940113	8.9	0.1	0.6	-0.1	1.1	9.8
Emulsified asphalt, including liquid additives.....	13	940113A	15.3	-0.9	1.7	1.2	-0.2	-0.3
Other liquid asphalt and tar paving materials, including cut-backs.....	13	940113B	17.3	0.9	1.4	0.2	-0.2	-0.1
Asphalt and tar paving mixtures (excluding liquid).....	13	940113C	6.1	0.6	-0.1	-0.8	2.2	17.5
Cut stone and stone products.....	13	95	14.5	-0.8	0.3	0.8	1.9	4.4
Cut stone and stone products.....	13	9501	14.5	-0.8	0.3	0.8	1.9	4.4
Dressed dimension granite (including gneiss, syenite, diorite, and cut granite).....	13	950111	19.2	-0.3	0.3	1.2	0.7	6.4
Dressed dimension limestone (including dolomite, travertine, calcareous, tufa, & cut limestone).....	13	950121	9.7	0.2	0.0	0.4	7.4	0.0
Dressed dimension marble and other stone.....	13	950151	3.5	-2.7	0.6	-0.3	3.1	0.5
Gaskets, packing, and sealing devices.....	13	98	8.9	0.2	0.1	0.1	1.0	2.4
Gaskets and gasketing material.....	13	9801	9.2	0.2	1.2	0.2	0.4	3.3
Nonmetallic gaskets and gasketing.....	13	980111	15.7	0.4	2.4	0.4	2.4	4.2
Metallic gaskets and machined seals.....	13	980112	3.3	0.0	0.0	0.0	-1.6	2.3
Packing and sealing.....	13	9802	8.6	0.2	-1.0	0.1	1.7	1.4
Compression packing.....	13	980211	24.2	0.0	-3.5	0.0	11.5	-2.5
Molded packing and sealing devices.....	13	980212	4.7	0.3	0.3	0.1	0.4	1.2
Rotary oil seals.....	13	980214	15.9	0.3	0.0	0.0	0.0	1.3
Nonmetallic minerals and products, n.e.c.....	13	99	4.1	0.1	0.6	0.1	0.3	1.7
Industrial sand.....	13	9901	4.4	0.0	0.0	0.0	0.0	2.7
Hydraulic fracturing sand and all other industrial sand.....	13	990121	8.6	0.1	0.0	0.0	0.0	4.6
All other industrial sand.....	13	9901212	8.7	0.1	0.0	0.0	0.0	4.6

See footnotes at end of table.

Table 7. Producer price index percentage changes for commodity and service groupings and individual items, not seasonally adjusted — Continued
[January 2022]

Title	Commodity code		Unadjusted 12-month percent change ¹	Unadjusted 1-month percent change ¹				
	Group code	Item code		Jan. 2021 to Jan. 2022 ^P	Aug. to Sept.	Sept. to Oct. ^P	Oct. to Nov. ^P	Nov. to Dec. ^P
Clay and stone mining and quarrying.....	13	9902	3.5	0.1	0.6	0.1	0.7	1.7
Ground or treated minerals and earths.....	13	990209	2.6	0.2	1.0	0.2	0.3	0.9
Treated lightweight aggregate and crushed slag, minerals and earths.....	13	9902094	1.9	0.0	0.0	0.1	-0.1	0.1
Other minerals and earths, treated.....	13	9902096	3.9	0.0	1.5	0.5	0.3	2.4
Dimension stone mining and quarrying.....	13	990211	5.5	0.0	0.0	0.0	0.0	5.5
Clay, excluding kaolin and ball clay.....	13	990214	4.5	1.0	0.7	-1.1	3.1	2.3
Bentonite.....	13	990214C	7.6	0.9	0.1	0.0	-1.0	5.7
All other nonmetallic minerals, including talc and gypsum.....	13	990299	5.2	-0.9	-1.1	0.8	0.2	2.9
All other miscellaneous nonmetallic mineral products.....	13	9903	4.8	0.0	0.8	0.1	0.0	1.2
Dry-mixed concrete materials (prepackaged sand, gravel, mortar, and cement premixes).....	13	990312	5.3	0.0	1.0	0.1	0.0	1.3
Other nonmetallic mineral products.....	13	990313	3.3	0.2	0.3	0.1	0.1	0.9
Transportation equipment.....	14	—	3.9	0.2	0.6	0.3	0.3	0.6
Motor vehicles and equipment.....	14	1	4.7	0.1	0.8	0.4	0.2	0.6
Motor vehicles.....	14	11	2.4	0.0	0.7	0.1	0.0	0.2
Passenger cars and chassis.....	14	1101	1.8	-0.3	0.9	0.3	-0.2	-0.1
Passenger cars.....	14	110131	1.8	-0.3	0.9	0.3	-0.2	-0.1
Motorcycles, including three-wheel motorbikes, motorscooters, mopeds, and parts.....	14	1104	0.0	0.0	0.0	0.0	0.0	0.0
Motorcycles, including three-wheel motorbikes, motorscooters, mopeds, and parts.....	14	110401	0.0	0.0	0.0	0.0	0.0	0.0
Trucks, truck tractors, & bus chassis 14,000 lb or less, incl. minivans & suvs.....	14	1105	3.1	0.2	0.7	0.0	0.1	0.3
Trucks, truck tractors, & bus chassis 14,000 lb or less, incl. minivans & suvs.....	14	110571	3.1	0.2	0.7	0.0	0.1	0.3
Trucks, over 14,000 lbs GVW.....	14	1106	1.5	0.0	0.1	0.2	0.0	0.6
Trucks, over 14,000 lbs GVW.....	14	110684	1.5	0.0	0.1	0.2	0.0	0.6
Buses, including military and firefighting vehicles (chassis of own manufacture).....	14	1106843	4.7	0.0	0.0	0.0	0.0	2.8
Motor vehicles parts.....	14	12	5.2	0.2	0.4	0.7	0.2	0.6
Motor vehicles parts.....	14	1205	5.2	0.2	0.4	0.7	0.2	0.6
Gasoline engines and engine parts, excl. carburetors, pistons, and valves.....	14	120501	2.6	0.1	0.2	0.2	0.1	0.0
Motor vehicle steering and suspension parts.....	14	120502	9.4	0.0	2.1	0.0	0.0	1.7
Motor vehicle transmission and power train.....	14	120503	2.8	0.2	0.3	0.2	0.0	1.0
Motor vehicle drive train components, except wheels and brakes, new.....	14	1205031	2.8	0.2	0.3	0.2	-0.1	1.0
Motor vehicle transmissions except auxiliary and parts, new.....	14	12050310	2.8	0.0	0.0	0.3	0.0	1.8
Parts for manual and automatic transmissions, new.....	14	12050313	5.5	1.3	0.5	0.4	0.3	-0.1
Other motor vehicle drive train components, except wheels and brakes, new.....	14	12050315	2.0	0.4	0.7	0.0	-0.6	0.3
Motor vehicle drive train components, rebuilt.....	14	1205033	4.9	0.0	0.1	0.0	1.7	0.8
Motor vehicle brake systems.....	14	120504	12.1	0.0	-0.3	0.5	0.3	2.5
Motor vehicle brake parts and assemblies, new.....	14	1205041	13.0	0.0	-0.4	0.5	0.4	2.5
Motor vehicle drum brake assemblies and parts, new.....	14	1205041A	13.2	-0.3	-2.3	1.1	1.9	0.6
Other motor vehicle brake parts and assemblies, new.....	14	1205041B	7.1	0.0	1.6	0.8	0.0	0.3
Motor vehicle disc brake assemblies and parts, new.....	14	1205041C	19.5	0.0	-1.4	0.0	0.0	5.8
Filters for internal combustion engines and motor vehicles.....	14	120505	7.9	2.1	0.0	0.0	0.0	2.9
Exhaust systems.....	14	120506	4.3	-0.1	0.2	0.0	0.2	0.0
Other motor vehicle parts.....	14	120508	1.2	0.0	0.0	0.5	0.0	-0.1
Vehicle seating and interior trim.....	14	120511	7.2	0.2	1.1	0.4	-0.2	0.0
Automobile trimmings.....	14	1205111	-0.4	0.4	0.2	0.1	-0.9	0.0
Seats for public conveyance and aircraft.....	14	1205113	11.1	0.0	1.8	0.6	0.0	0.0
Motor vehicle air conditioning systems and compressors.....	14	120512	2.3	0.1	0.3	0.0	0.8	0.2
Carburetors, pistons, piston rings, and valves.....	14	120513	4.5	0.1	0.5	0.1	1.0	0.3
Motor vehicle electrical and electronic equipment.....	14	120514	7.1	0.2	0.3	3.5	0.9	0.2
Vehicular lighting equipment.....	14	1205141	1.0	-0.1	0.7	-0.2	0.2	0.5
Other motor vehicle electrical and electronic equipment.....	14	1205142	8.5	0.3	0.2	4.4	1.1	0.1
Ignition wiring harness and cable sets.....	14	12051421	—	2.0	0.0	—	—	—
Battery charging alternators, generators, and regulators.....	14	12051422	3.2	0.5	0.1	0.5	0.3	0.1
Parts for electrical and electronic engine equipment.....	14	12051424	1.4	0.4	1.1	0.0	0.0	0.0
All other miscellaneous non-engine electrical and electronic equipment.....	14	12051425	12.6	-0.4	0.1	9.4	2.1	-0.7
All other miscellaneous complete engine electrical equipment, including spark plugs.....	14	12051426	7.8	-0.6	0.6	0.0	0.6	2.6
Truck and bus bodies.....	14	13	11.6	0.6	1.1	0.1	0.4	3.7

See footnotes at end of table.

Table 7. Producer price index percentage changes for commodity and service groupings and individual items, not seasonally adjusted — Continued
[January 2022]

Title	Commodity code		Unadjusted 12-month percent change ¹	Unadjusted 1-month percent change ¹				
	Group code	Item code		Jan. 2021 to Jan. 2022 ^P	Aug. to Sept.	Sept. to Oct. ^P	Oct. to Nov. ^P	Nov. to Dec. ^P
Truck and bus bodies sold separately.....	14	1301	15.5	0.5	1.0	0.1	0.1	5.2
Other truck and vehicle bodies, sold separately.....	14	13015	11.9	0.9	0.9	0.2	0.2	0.3
Dump truck bodies, sold separately.....	14	130151	42.0	5.5	0.0	1.5	0.0	0.0
All other truck and vehicle bodies, sold separately.....	14	130152	7.7	0.0	0.4	0.0	0.0	0.4
Service truck bodies, sold separately.....	14	130153	9.1	0.5	—	—	—	—
Complete vehicles on purchased chassis.....	14	1302	7.5	0.7	1.2	0.1	0.6	2.1
Buses and firefighting vehicles, complete, produced on purchased chassis.....	14	13027	1.0	0.0	0.0	0.0	0.0	0.0
Buses and firefighting vehicles, complete, produced on purchased chassis.....	14	130275	1.0	0.0	0.0	0.0	0.0	0.0
Other trucks and vehicles, complete, produced on purchased chassis.....	14	13029	9.4	1.0	1.5	0.1	0.8	2.7
Other trucks and vehicles, complete, produced on purchased chassis, except upfitting trucks.....	14	130294	10.1	1.2	1.9	0.1	1.0	3.4
Upfitting trucks, complete, produced on purchased chassis.....	14	130299	6.7	0.0	0.0	0.0	0.0	0.0
Truck trailers.....	14	14	29.6	0.9	6.9	1.7	3.9	3.1
Truck trailers.....	14	1406	29.6	0.9	6.9	1.7	3.9	3.1
Truck trailers and chassis, axle rating 10,000 lb or more.....	14	140602	27.3	0.2	7.7	1.1	3.0	2.9
Truck trailers and chassis, axle rating less than 10,000 lb.....	14	140603	—	5.4	1.9	5.5	9.8	4.0
Motor homes, built on purchased chassis.....	14	15	4.4	0.5	0.2	0.1	1.5	0.4
Motor homes, built on purchased chassis.....	14	1501	4.4	0.5	0.2	0.1	1.5	0.4
Motor homes, built on purchased chassis.....	14	150101	4.4	0.5	0.2	0.1	1.5	0.4
Travel trailers and campers.....	14	16	24.8	2.7	3.5	3.0	0.7	2.3
Travel trailers.....	14	1601	27.6	3.4	3.9	3.0	0.7	3.0
Travel trailers.....	14	160101	27.6	3.4	3.9	3.0	0.7	3.0
Conventional travel trailers.....	14	1601016	27.5	3.1	3.4	3.4	0.1	3.1
Camping trailers, campers, pick-up covers, and parts.....	14	1602	15.4	0.1	2.0	2.9	0.6	0.0
Camping trailers, campers, pick-up covers, and parts.....	14	160201	15.4	0.1	2.0	2.9	0.6	0.0
Other parts and components, excluding appliances and furnishings.....	14	1602013	16.9	0.0	1.4	4.0	0.0	0.0
Truck campers, caps, box covers, and fold-down camping trailers.....	14	1602014	13.0	0.3	3.1	1.2	1.6	0.0
Aircraft and aircraft equipment.....	14	2	1.7	0.1	0.2	0.1	0.3	0.4
Aircraft.....	14	21	1.7	0.1	0.1	0.1	0.3	0.5
Civilian aircraft.....	14	2102	2.7	0.2	0.2	0.2	0.4	0.7
Civilian aircraft.....	14	210206	2.7	0.2	0.2	0.2	0.4	0.7
Military aircraft.....	14	2104	-0.2	0.0	0.0	0.0	0.0	0.0
Military aircraft.....	14	210401	-0.2	0.0	0.0	0.0	0.0	0.0
Aircraft engine and engine parts.....	14	23	1.1	0.0	0.0	0.0	0.4	0.2
Aircraft engine and engine parts.....	14	2301	1.1	0.0	0.0	0.0	0.4	0.2
Aircraft engine and engine parts.....	14	230101	1.1	0.0	0.0	0.0	0.4	0.2
Aeronautical services on aircraft engines.....	14	2301015	4.2	0.0	0.0	0.0	2.1	0.0
Aircraft engine parts and accessories.....	14	2301017	0.3	-0.1	0.0	0.0	-0.1	0.4
Parts and accessories for military aircraft engines.....	14	23010175	0.2	0.0	0.0	0.1	0.0	0.0
Parts and accessories for civilian aircraft engines.....	14	23010177	0.3	-0.1	0.0	0.0	-0.1	0.5
Other aircraft parts and equipment.....	14	25	2.1	0.1	0.7	0.0	0.2	0.6
Other aircraft parts and equipment.....	14	2501	2.1	0.1	0.7	0.0	0.2	0.6
Aircraft propellers and helicopter rotors.....	14	250102	0.0	0.0	0.0	0.0	0.0	0.0
Aircraft parts and auxiliary equipment.....	14	250103	1.7	0.1	0.0	0.0	0.2	0.7
Aircraft landing gear for civilian and military aircraft.....	14	2501032	4.3	0.0	0.0	0.0	0.0	4.3
Other aircraft subassemblies and parts for military aircraft.....	14	2501033	2.3	0.3	0.0	0.0	0.0	0.5
Other aircraft subassemblies and parts for civilian aircraft.....	14	2501034	1.3	0.2	0.0	0.0	0.3	0.2
Ships and boats.....	14	3	6.9	0.8	0.5	0.2	1.0	1.4
Ships.....	14	31	5.7	1.1	0.3	0.1	1.2	1.4
Military self-propelled ships, new construction.....	14	3102	1.3	0.0	0.0	0.1	0.3	0.8
Military self-propelled ships, new construction.....	14	310201	1.3	0.0	0.0	0.1	0.3	0.8
Nonmilitary self-propelled ships, new construction.....	14	3103	9.1	0.9	2.8	0.0	0.2	1.3
Nonmilitary self-propelled ships, new construction.....	14	310301	9.1	0.9	2.8	0.0	0.2	1.3
Boats.....	14	32	9.5	0.2	0.9	0.4	0.7	1.2
Outboard motorboats, including commercial and military (except sailboats and lifeboats).....	14	3201	11.7	0.4	0.5	0.7	0.1	1.7
Outboard motorboats, wood or metal, incl. comm. and military (exc. sailboats and lifeboats).....	14	320107	13.3	0.9	0.9	0.5	0.2	1.7
Outboard motorboats, plastics/fiberglass, incl. comm. and mil. (exc. sailboats and lifeboats).....	14	320108	10.3	0.0	0.2	1.0	0.1	1.6
Inboard motorboats, including commercial and military (except sailboats and lifeboats).....	14	3202	8.4	0.1	2.1	0.0	0.0	1.6

See footnotes at end of table.

Table 7. Producer price index percentage changes for commodity and service groupings and individual items, not seasonally adjusted — Continued
[January 2022]

Title	Commodity code		Unadjusted 12-month percent change ¹	Unadjusted 1-month percent change ¹				
	Group code	Item code		Jan. 2021 to Jan. 2022 ^P	Aug. to Sept.	Sept. to Oct. ^P	Oct. to Nov. ^P	Nov. to Dec. ^P
Inboard cabin cruisers, including commercial and military (except sailboats and lifeboats).....	14	320206	6.8	0.1	2.0	0.0	0.0	0.0
Other inboard motorboats, including commercial and military (except sailboats and lifeboats).....	14	320207	9.9	0.0	2.1	0.1	0.0	3.0
Inboard-outdrive boats, including commercial and military (except sailboats and lifeboats).....	14	3203	8.0	-0.2	0.5	0.0	3.2	0.1
All other inboard-outdrive boats, incl. comm. and military (except sailboats and lifeboats).....	14	320310	7.7	-0.2	0.4	0.0	2.3	0.1
All other boats (excluding military and commercial).....	14	3204	2.0	0.4	0.7	0.0	0.0	0.0
All other boats (excluding military and commercial).....	14	320406	2.0	0.4	0.7	0.0	0.0	0.0
Railroad equipment.....	14	4	2.8	0.1	0.3	0.8	0.3	0.6
Railroad cars and car parts.....	14	42	2.7	0.1	0.3	0.8	0.3	0.6
Railway maintenance of way equipment & parts, railcar parts, & other railway vehicles.....	14	4203	7.0	0.2	0.9	1.5	0.7	1.6
Air brake and other brake equipment.....	14	420303	5.8	0.0	0.0	0.0	5.4	0.5
Railway maintenance of way & all other railroad and streetcar equipment, parts and accessories.....	14	420304	7.1	0.2	1.0	1.7	0.1	1.7
Railroad cars.....	14	4204	0.4	0.0	0.0	0.4	0.0	0.0
Railroad cars.....	14	420402	0.4	0.0	0.0	0.4	0.0	0.0
Transportation equipment, n.e.c.....	14	9	11.2	0.6	1.8	0.9	1.5	1.3
Transportation equipment, n.e.c.....	14	91	11.2	0.6	1.8	0.9	1.5	1.3
Other transportation equipment, incl. golf carts, vehicle trailers, and all-terrain vehicles.....	14	9111	11.2	0.6	1.8	0.9	1.5	1.3
Automobile and light truck trailers.....	14	911104	31.8	1.7	2.4	2.2	4.6	3.3
All other miscellaneous transportation equipment, including all-terrain vehicles.....	14	911105	4.0	0.2	1.8	0.4	0.1	0.4
All-terrain vehicles and parts.....	14	9111051	3.5	0.0	2.4	0.1	0.0	0.2
All other miscellaneous transportation equipment and parts.....	14	9111052	5.3	0.5	0.3	1.2	0.3	0.9
Miscellaneous products.....	15	-	7.5	0.5	0.8	0.5	0.6	1.5
Toys, sporting goods, small arms, etc.....	15	1	11.1	0.2	0.2	0.7	0.8	2.7
Toys, games, and children's vehicles.....	15	11	6.3	0.0	0.1	0.7	0.0	2.8
Toys, games, and children's vehicles.....	15	1101	6.3	0.0	0.1	0.7	0.0	2.8
Nonelectronic games and puzzles (excl. toys), and electronic toys (incl. parts).....	15	110152	0.6	0.0	0.0	0.0	0.0	0.5
Nonelectronic games and puzzles, including parts.....	15	1101521	0.5	0.0	0.0	0.0	0.0	0.5
Other nonelectronic toys, including parts.....	15	110154	14.4	0.0	0.0	2.1	0.0	5.7
Models, science & craft kits/supply, & collectors' miniatures.....	15	110155	15.2	0.0	0.5	0.0	0.0	6.2
Sporting and athletic goods.....	15	12	16.8	0.4	0.2	1.2	1.3	3.3
Sporting and athletic goods.....	15	1201	16.8	0.4	0.2	1.2	1.3	3.3
Golf equipment, excluding apparel and shoes.....	15	120127	26.8	1.2	-0.1	3.7	3.6	2.0
Bicycles, adult tricycles, unicycles and parts.....	15	120182	2.3	0.0	0.0	0.7	0.0	0.0
Playground equipment.....	15	120185	25.6	0.0	1.3	0.0	1.0	1.9
Gymnasium and exercise equipment.....	15	120192	12.5	0.0	0.0	0.0	0.0	5.9
Other sporting and athletic goods.....	15	120193	12.1	0.0	0.4	0.0	0.0	5.4
Small arms and ammunition.....	15	13	4.1	0.0	0.1	0.0	0.2	1.8
Small arms.....	15	1301	1.1	0.0	0.2	0.0	0.3	0.0
Single barrel shotguns, other small firearms n.e.c., and parts & attachments for small arms.....	15	130128	2.7	0.0	0.6	0.0	0.7	0.0
Small arms ammunition.....	15	1302	10.2	0.0	0.0	0.0	0.0	5.1
Small arms ammunition.....	15	130281	10.2	0.0	0.0	0.0	0.0	5.1
Other small arms ammunition products.....	15	1303	-	0.0	0.0	0.0	0.0	-
All other small arms ammunition products.....	15	130308	-	0.0	0.0	0.0	0.0	-
Tobacco products, incl. stemmed & redried.....	15	2	9.2	1.4	1.0	0.4	1.5	0.8
Cigarettes, excluding electronic.....	15	21	10.2	1.6	1.2	0.2	1.8	0.9
Cigarettes, excluding electronic.....	15	2101	10.2	1.6	1.2	0.2	1.8	0.9
Cigarettes, excluding electronic.....	15	210105	10.3	1.6	1.2	0.2	1.8	0.9
Stemmed and redried tobacco.....	15	24	2.1	0.0	0.0	0.0	0.0	1.7
Stemmed and redried tobacco.....	15	2402	2.0	0.0	0.0	0.0	0.0	1.7
Stemmed and redried tobacco.....	15	240208	2.1	0.0	0.0	0.0	0.0	1.7
Tobacco, unstemmed leaf, redried before packing.....	15	2402081	2.2	0.0	0.0	0.1	0.0	1.6
Tobacco, stemmed.....	15	2402084	-	0.0	0.0	0.0	0.0	-
Other tobacco products.....	15	25	4.6	0.2	0.0	1.3	0.0	0.1
Other tobacco products.....	15	2501	4.6	0.2	0.0	1.3	0.0	0.1
Other tobacco products.....	15	250101	4.6	0.2	0.0	1.3	0.0	0.1

See footnotes at end of table.

Table 7. Producer price index percentage changes for commodity and service groupings and individual items, not seasonally adjusted — Continued
[January 2022]

Title	Commodity code		Unadjusted 12-month percent change ¹	Unadjusted 1-month percent change ¹				
	Group code	Item code		Jan. 2021 to Jan. 2022 ^P	Aug. to Sept.	Sept. to Oct. ^P	Oct. to Nov. ^P	Nov. to Dec. ^P
Cigars.....	15	2501011	0.3	0.0	0.0	0.0	0.0	0.3
Chewing and smoking tobacco.....	15	2501014	5.5	0.1	0.0	1.6	0.0	0.1
Notions.....	15	3	11.4	0.9	5.0	0.3	0.3	0.8
Fasteners, zippers, buttons, needles, pins, and buckles.....	15	32	11.4	0.9	5.0	0.3	0.3	0.8
Fasteners, zippers, buttons, needles, pins, and buckles.....	15	3201	11.4	0.9	5.0	0.3	0.3	0.8
Fasteners, zippers, buttons, needles, pins, and buckles (except precious metal).....	15	320100	11.4	0.9	5.0	0.3	0.3	0.8
Photographic equipment and supplies.....	15	4	6.6	0.6	2.0	0.4	0.4	-0.8
Photographic and photocopying equipment.....	15	41	7.0	4.3	0.0	0.0	0.0	0.0
Photographic and photocopying equipment.....	15	4107	7.0	4.3	0.0	0.0	0.0	0.0
Photographic and photocopying equipment.....	15	410701	7.0	4.3	0.0	0.0	0.0	0.0
Motion picture & other photographic equipment, n.e.c.....	15	4107019	7.0	4.3	0.0	0.0	0.0	0.0
Photographic supplies.....	15	42	6.4	-0.7	2.7	0.5	0.5	-1.1
Photographic supplies.....	15	4206	6.4	-0.7	2.7	0.5	0.5	-1.1
Photographic supplies.....	15	420601	6.4	-0.7	2.7	0.5	0.5	-1.1
Prepared photographic chemicals.....	15	4206011	3.9	0.5	4.6	0.0	0.0	0.0
Photographic sensitized film, plates, paper, & cloth.....	15	4206012	7.2	-1.0	2.1	0.7	0.6	-1.4
Photographic sensitized film, plates, paper, & cloth, silver-halide-type (excluding X-ray).....	15	42060121	6.0	-2.0	3.8	-1.3	1.2	-2.5
Photographic sensitized film etc., less silver halide type (inc. X-ray)...	15	42060122	8.8	0.3	0.0	3.4	-0.2	0.0
Mobile homes.....	15	5	32.0	0.0	1.6	0.1	4.1	3.1
Manufactured homes (mobile homes), all sizes (incl. multisection).....	15	53	32.0	0.0	1.6	0.1	4.1	3.1
Manufactured mobile homes and nonresidential mobile buildings.....	15	5303	32.0	0.0	1.6	0.1	4.1	3.1
Manufactured homes (mobile homes), all width sizes (incl. multisection).....	15	530301	32.0	0.0	1.6	0.1	4.1	3.1
Medical, surgical & personal aid devices.....	15	6	2.7	-0.5	0.3	0.1	0.0	1.4
Surgical and medical instruments.....	15	62	2.6	-0.2	0.2	0.3	0.0	1.2
Surgical and medical instruments.....	15	6201	2.6	-0.2	0.2	0.3	0.0	1.2
Surgical and medical instruments.....	15	620103	2.6	-0.2	0.2	0.3	0.0	1.2
Surgical and medical catheters.....	15	6201031	1.8	-	-	0.7	0.0	0.0
Orthopedic and surgical instruments.....	15	6201033	1.0	-0.1	0.4	0.4	0.1	0.2
Other surgical and medical apparatus and instruments, excluding parts.....	15	6201037	3.8	-0.1	-0.6	0.3	0.0	4.2
Parts for surgical and medical apparatus and instruments.....	15	6201038	0.2	0.0	0.0	0.0	0.0	0.3
Medical and surgical appliances and supplies.....	15	63	3.9	0.2	0.3	-0.1	0.1	2.2
Medical and surgical appliances and supplies.....	15	6301	3.9	0.2	0.3	-0.1	0.1	2.2
Medical and surgical appliances and supplies.....	15	630104	3.9	0.2	0.3	-0.1	0.1	2.2
Other orthopedic and prosthetic appliances.....	15	6301042	2.0	0.6	0.0	0.0	0.0	0.0
All other surgical and medical items.....	15	6301044	4.4	0.1	0.4	-0.2	0.1	2.8
Ophthalmic goods.....	15	64	3.8	0.1	0.0	0.0	0.0	1.0
Ophthalmic goods.....	15	6401	3.8	0.1	0.0	0.0	0.0	1.0
Ophthalmic fronts, temples, and focal and contact lenses.....	15	640107	3.7	0.0	0.0	0.0	0.0	1.0
Other ophthalmic goods and prescription ground eyeglass lenses.....	15	640108	-	0.4	0.0	0.0	0.0	-
Dental equipment and supplies.....	15	65	-3.1	-6.8	1.0	0.0	0.0	-0.3
Dental equipment and supplies.....	15	6501	-3.1	-6.8	1.0	0.0	0.0	-0.3
Dental equipment and supplies.....	15	650107	-3.1	-6.8	1.0	0.0	0.0	-0.3
Professional dental equipment and supplies.....	15	6501071	1.3	0.0	0.4	0.0	0.0	-0.3
Professional dental equipment.....	15	65010711	5.8	0.0	0.3	0.0	0.0	2.8
Professional dental supplies.....	15	65010712	-2.0	0.0	0.4	0.0	0.0	-2.7
Other industrial safety equipment.....	15	7	4.2	0.0	0.0	2.8	0.0	0.8
Personal safety equipment and clothing.....	15	71	4.2	0.0	0.0	2.8	0.0	0.8
Personal safety equipment and clothing.....	15	7108	4.2	0.0	0.0	2.8	0.0	0.8
Personal safety equipment and clothing.....	15	710802	4.2	0.0	0.0	2.8	0.0	0.8
Other miscellaneous products.....	15	9	10.2	1.5	1.2	0.9	-0.3	2.2
Burial caskets.....	15	91	9.2	0.1	2.3	0.0	3.6	0.0
Burial caskets.....	15	9101	9.2	0.1	2.3	0.0	3.6	0.0
Burial caskets.....	15	910109	9.3	0.1	2.3	0.0	3.6	0.0
Metal burial caskets & coffins, completely lined & trimmed, adult sizes.....	15	9101091	6.0	0.2	0.0	0.0	3.3	0.0
Other burial caskets & coffins, including burial boxes and vaults (except concrete and stone).....	15	9101095	21.6	0.0	0.0	0.0	11.7	0.0

See footnotes at end of table.

Table 7. Producer price index percentage changes for commodity and service groupings and individual items, not seasonally adjusted — Continued
[January 2022]

Title	Commodity code		Unadjusted 12-month percent change ¹	Unadjusted 1-month percent change ¹				
	Group code	Item code		Jan. 2021 to Jan. 2022 ^P	Aug. to Sept.	Sept. to Oct. ^P	Oct. to Nov. ^P	Nov. to Dec. ^P
Musical instruments.....	15	93	9.1	0.0	2.0	0.5	0.0	2.1
Musical instruments.....	15	9301	9.1	0.0	2.0	0.5	0.0	2.1
Nonelectronic pianos, organs, and nonelectronic piano and organ parts, excluding benches.....	15	930113	—	0.0	0.0	0.0	0.0	—
Other musical instruments and parts.....	15	930117	8.1	0.0	2.3	0.6	0.0	0.7
Other nonelectronic musical instruments.....	15	9301172	4.8	0.0	0.2	1.6	0.0	0.8
Other musical instrument parts & accessories, sold separately, excl. benches & instrument cases.....	15	9301173	7.3	0.0	5.1	0.2	—	—
Jewelry and jewelry products.....	15	94	1.5	1.2	-0.7	1.1	-0.6	0.5
Jewelry (gold and platinum) and silverware.....	15	9402	0.0	0.4	0.0	1.4	-0.8	0.8
Jewelry, gold and platinum.....	15	940222	0.0	0.5	0.0	1.4	-0.8	0.8
Costume jewelry and novelties.....	15	9404	1.8	0.0	0.0	0.8	0.0	0.0
Costume jewelry and novelties.....	15	940415	1.7	0.0	0.0	0.8	0.0	0.0
All other jewelry and personal goods (excluding costume).....	15	9407	7.5	0.1	1.3	1.1	-0.7	0.4
All other jewelry and personal goods (excluding costume).....	15	940714	7.5	0.1	1.3	1.1	-0.7	0.4
Jewelers' material and lapidary work.....	15	9408	0.8	6.6	-5.9	0.0	0.0	0.0
Pens, pencils, and marking devices.....	15	95	8.8	0.0	1.6	0.0	5.2	0.0
Pens, markers, mechanical pencils, and associated parts.....	15	9502	1.1	0.0	0.0	0.0	0.0	0.0
Pens, markers, mechanical pencils, and associated parts.....	15	950210	1.1	0.0	0.0	0.0	0.0	0.0
Lead pencils, art goods, office supplies and small office equipment, excluding paper.....	15	9503	14.5	0.0	0.0	0.0	11.2	0.0
Lead pencils, art goods, office supplies and small office equipment, excluding paper.....	15	950307	14.5	0.0	0.0	0.0	11.2	0.0
Marking devices.....	15	9504	7.6	0.0	7.2	0.0	0.0	0.0
Marking devices.....	15	950406	7.6	0.0	7.2	0.0	0.0	0.0
Watches, clocks, watchcases, and parts.....	15	96	—	0.0	0.0	0.0	0.0	—
Watches, clocks, watchcases, and parts.....	15	9603	—	0.0	0.0	0.0	0.0	—
Watches, clocks, watchcases, and parts.....	15	960313	—	0.0	0.0	0.0	0.0	—
Brooms and brushes.....	15	97	4.3	0.6	0.8	0.1	0.0	0.3
Brooms, brushes and mops.....	15	9705	4.2	0.6	0.8	0.1	0.0	0.3
Brooms, mops, and dusters.....	15	970501	5.7	0.8	1.0	0.0	0.0	0.0
Brooms.....	15	9705011	6.8	0.9	1.5	0.0	0.0	0.0
Mops and dusters, including refills.....	15	9705012	4.5	0.8	0.5	0.0	0.0	0.0
Paint and varnish brushes and rollers.....	15	970502	3.3	0.0	3.3	0.0	0.0	0.0
Paint and varnish brushes.....	15	9705021	3.1	0.0	3.0	0.0	0.0	0.0
Paint holders, pads, roller frames, and rollers.....	15	9705022	3.5	0.0	3.4	0.0	0.0	0.0
Other brushes, excl. paint and varnish brushes.....	15	970503	3.8	0.6	0.2	0.2	0.0	0.6
Personal brushes.....	15	9705031	1.7	0.0	0.1	0.0	0.0	0.3
Brushes, other than personal.....	15	9705032	6.6	1.4	0.3	0.4	0.0	1.0
Miscellaneous products, n.e.c.....	15	9A	13.7	2.0	1.9	1.2	-1.0	2.9
Candles.....	15	9A01	10.6	0.0	3.1	0.0	0.0	7.3
Candles.....	15	9A0101	10.6	0.0	3.1	0.0	0.0	7.3
Signs and advertising displays.....	15	9A04	11.0	-0.2	0.8	1.1	0.8	3.4
Non-electric signs and displays.....	15	9A0402	13.3	0.1	0.5	1.1	1.4	3.2
Electric signs and displays.....	15	9A0404	8.0	-0.6	1.3	1.1	0.0	3.7
All other miscellaneous fabricated products and recyclable materials.....	15	9A09	17.5	4.6	2.7	1.5	-2.9	1.5
Other miscellaneous fabricated products.....	15	9A0901	6.5	0.0	4.7	0.0	0.0	0.0
Reproduction of audio and video media and software.....	15	9D	13.6	2.3	-0.1	0.0	0.0	4.7
Reproduction of audio and video media and software.....	15	9D01	13.6	2.3	-0.1	0.0	0.0	4.7
Services²								
Transportation services.....	30	—	14.0	-0.8	1.6	2.1	1.3	0.5
Transportation of freight and mail.....	30	1	14.0	1.5	1.6	1.5	0.6	1.8
Rail transportation of freight and mail.....	30	11	9.0	0.5	0.8	0.7	0.4	1.6
Rail transportation of freight and mail.....	30	1101	9.0	0.5	0.8	0.7	0.4	1.6
Rail transportation of freight and mail.....	30	110101	9.0	0.5	0.8	0.7	0.4	1.6
Truck transportation of freight.....	30	12	18.3	1.3	2.1	2.4	0.8	1.3
Local motor carrying.....	30	1201	11.3	0.4	1.7	1.0	0.4	2.1
Local motor carrying.....	30	120101	11.3	0.4	1.7	1.0	0.4	2.1
Long-distance motor carrying.....	30	1202	20.6	1.6	2.2	2.8	0.9	1.1
Long-distance motor carrying.....	30	120201	20.6	1.6	2.2	2.8	0.9	1.1
Water transportation of freight.....	30	13	20.9	2.4	2.7	-0.2	2.7	1.3
Deep sea water transportation of freight.....	30	1301	29.0	3.6	2.9	-1.0	3.5	1.0

See footnotes at end of table.

Table 7. Producer price index percentage changes for commodity and service groupings and individual items, not seasonally adjusted — Continued
 [January 2022]

Title	Commodity code		Unadjusted 12-month percent change ¹	Unadjusted 1-month percent change ¹				
	Group code	Item code		Jan. 2021 to Jan. 2022 ^P	Aug. to Sept.	Sept. to Oct. ^P	Oct. to Nov. ^P	Nov. to Dec. ^P
Deep sea water transportation of freight.....	30	130101	29.0	3.6	2.9	-1.0	3.5	1.0
Coastal and intercoastal water transportation of freight.....	30	1302	20.5	2.8	3.3	1.1	2.5	1.5
Coastal and intercoastal water transportation of freight.....	30	130201	20.5	2.8	3.3	1.1	2.5	1.5
Great Lakes-St Lawrence Seaway water transportation of freight.....	30	1303	10.0	-0.2	1.2	1.2	-1.6	1.7
Great lakes-St Lawrence Seaway water transportation of freight.....	30	130301	10.0	-0.2	1.2	1.2	-1.6	1.7
Inland waterways transportation of freight.....	30	1304	5.5	-0.4	1.8	0.2	1.8	1.9
Inland waterways transportation of freight.....	30	130401	5.5	-0.4	1.8	0.2	1.8	1.9
Air transportation of freight.....	30	14	10.8	1.7	3.0	2.5	3.2	-0.1
Air transportation of freight.....	30	1401	10.8	1.7	3.0	2.5	3.2	-0.1
Air transportation of freight, domestic.....	30	140102	2.5	0.2	-0.8	1.3	2.6	-0.4
Air transportation of freight, international.....	30	140103	14.9	2.4	4.9	3.0	3.5	0.0
Pipeline transportation (partial).....	30	15	1.6	0.0	0.0	0.0	0.0	-0.2
Pipeline transportation of petroleum products.....	30	1501	1.6	0.0	0.0	0.0	0.0	-0.2
Pipeline transportation of crude petroleum.....	30	150101	2.6	0.0	0.1	0.0	0.0	-0.7
Pipeline transportation of refined petroleum products.....	30	150102	0.6	0.0	0.0	0.0	0.0	0.4
Courier, messenger, and U.S. postal services.....	30	16	8.9	2.4	0.9	0.5	-0.2	3.3
U.S. Postal Service.....	30	1601	7.6	5.4	1.0	0.0	0.0	-0.9
Mailing services (market dominant services).....	30	160107	9.0	7.0	0.1	0.0	0.0	0.0
First class mail.....	30	1601071	8.7	6.8	0.2	0.0	0.0	-0.1
Periodicals mail.....	30	1601072	10.4	8.6	0.0	0.0	0.0	0.0
Standard class mail.....	30	1601073	9.4	7.0	0.0	0.0	0.0	0.0
Package services mail.....	30	1601074	8.5	7.1	0.0	0.0	0.0	0.0
Special services and fees.....	30	1601075	8.4	7.1	0.0	0.0	0.0	0.0
Shipping services (competitive services).....	30	160108	3.1	0.0	4.3	0.0	0.0	-4.0
Courier and messenger services, except air.....	30	1602	8.7	0.2	0.6	0.7	0.0	6.2
Courier and messenger services, except air.....	30	160201	8.7	0.2	0.6	0.7	0.0	6.2
Air mail and package delivery services, excluding by USPS.....	30	1603	12.8	-0.2	1.1	1.4	-1.0	7.4
Air mail and package delivery services, excluding by USPS.....	30	160301	12.8	-0.2	1.1	1.4	-1.0	7.4
Transportation of passengers (partial).....	30	2	14.3	-9.9	1.8	4.5	4.2	-5.4
Rail transportation of passengers.....	30	21	0.8	0.8	0.0	0.0	0.0	0.0
Rail transportation of passengers.....	30	2101	0.8	0.8	0.0	0.0	0.0	0.0
Rail transportation of passengers.....	30	210101	0.8	0.8	0.0	0.0	0.0	0.0
Airline passenger services.....	30	22	14.6	-10.1	1.8	4.6	4.3	-5.4
Airline passenger services.....	30	2201	14.6	-10.1	1.8	4.6	4.3	-5.4
Airline passenger services, domestic.....	30	220101	15.0	-9.9	4.3	5.1	2.5	-5.5
Airline passenger services, international.....	30	220102	13.2	-10.7	-6.7	2.6	11.3	-5.3
Services related to transportation activities.....	31	-	26.7	7.5	-1.4	-0.5	3.1	-2.2
Services related to water transportation.....	31	1	4.7	0.0	0.9	0.0	0.8	0.4
Towing, tugging, docking, and related services.....	31	11	7.7	-0.2	0.1	0.4	0.7	0.2
Towing, tugging, docking and related services.....	31	1101	7.7	-0.2	0.1	0.4	0.7	0.2
Towing, tugging, docking and related services.....	31	110101	7.7	-0.2	0.1	0.4	0.7	0.2
Operation of port waterfront terminals.....	31	12	7.6	0.4	2.7	-0.9	3.0	2.0
Operation of port waterfront terminals.....	31	1201	7.6	0.4	2.7	-0.9	3.0	2.0
Operation of port waterfront terminals.....	31	120101	7.6	0.4	2.7	-0.9	3.0	2.0
Marine cargo handling.....	31	13	1.7	0.1	0.7	0.0	0.0	0.0
Marine cargo handling.....	31	1301	1.7	0.1	0.7	0.0	0.0	0.0
Marine cargo handling.....	31	130101	1.7	0.1	0.7	0.0	0.0	0.0
Services related to air transportation.....	31	2	0.0	-1.7	-2.6	-0.9	0.8	-1.5
Other airport operations, excluding aircraft maintenance and repair.....	31	21	0.0	-1.7	-2.6	-0.9	0.8	-1.5
Other airport operations, excluding aircraft maintenance and repair.....	31	2101	0.0	-1.7	-2.6	-0.9	0.8	-1.5
Other airport operations, excluding aircraft maintenance and repair.....	31	210101	0.0	-1.7	-2.6	-0.9	0.8	-1.5
Other services related to transportation activities (partial).....	31	3	49.1	13.6	-1.6	-0.5	4.4	-3.2
Arrangement of freight and cargo.....	31	31	83.6	21.5	-2.4	-1.5	6.2	-5.2
Arrangement of freight and cargo.....	31	3101	83.6	21.5	-2.4	-1.5	6.2	-5.2
Arrangement of freight and cargo.....	31	310101	83.6	21.5	-2.4	-1.5	6.2	-5.2
Freight forwarding.....	31	32	13.0	1.7	-0.3	1.2	1.4	0.5
Freight forwarding.....	31	3201	13.0	1.7	-0.3	1.2	1.4	0.5
Freight forwarding.....	31	320101	13.0	1.7	-0.3	1.2	1.4	0.5
Warehousing, storage, and related services.....	32	-	17.4	1.3	2.0	-1.2	3.4	6.0

See footnotes at end of table.

Table 7. Producer price index percentage changes for commodity and service groupings and individual items, not seasonally adjusted — Continued
[January 2022]

Title	Commodity code		Unadjusted 12-month percent change ¹	Unadjusted 1-month percent change ¹				
	Group code	Item code		Jan. 2021 to Jan. 2022 ^P	Aug. to Sept.	Sept. to Oct. ^P	Oct. to Nov. ^P	Nov. to Dec. ^P
Warehousing, storage, and related services.....	32	1	17.4	1.3	2.0	-1.2	3.4	6.0
Warehousing, storage, and related services.....	32	11	17.4	1.3	2.0	-1.2	3.4	6.0
Warehousing, storage, and related services.....	32	1101	17.4	1.3	2.0	-1.2	3.4	6.0
Warehousing, storage, and related services.....	32	110101	17.4	1.3	2.0	-1.2	3.4	6.0
Publishing sales, excluding software.....	33	—	2.2	0.2	0.1	0.5	0.2	-0.3
Book, periodical, and newspaper publishing sales and subscriptions.....	33	1	1.8	0.5	0.0	0.5	0.8	-1.4
Sales of books.....	33	11	-0.2	0.6	-0.3	0.5	1.2	-3.3
Sales of textbooks.....	33	1101	3.0	1.9	1.3	0.5	-1.0	-0.2
Sales of textbooks.....	33	110101	3.0	1.9	1.3	0.5	-1.0	-0.2
Sales of technical, scientific, and professional books.....	33	1102	-3.0	0.7	-0.8	0.0	3.1	-9.5
Sales of technical, scientific, and professional books.....	33	110201	-3.0	0.7	-0.8	0.0	3.1	-9.5
Sales of religious books.....	33	1103	-0.5	-1.9	4.8	-2.1	-1.3	0.9
Sales of religious books.....	33	110301	-0.5	-1.9	4.8	-2.1	-1.3	0.9
Sales of general adult and juvenile books.....	33	1104	0.4	-0.3	0.0	0.4	0.5	-0.3
Sales of general adult and juvenile books.....	33	110402	0.4	-0.3	0.0	0.4	0.5	-0.3
Sales of general reference books.....	33	1105	-1.9	2.5	-0.6	4.3	0.0	-8.0
Sales of general reference books.....	33	110501	-2.0	2.5	-0.6	4.3	0.0	-8.0
Sales of digital books.....	33	1106	0.0	-0.3	-3.6	1.8	2.3	0.9
Sales of digital books.....	33	110601	0.0	-0.3	-3.6	1.8	2.3	0.9
Sales and subscriptions of periodicals and newspapers.....	33	12	4.0	0.5	0.4	0.5	0.4	0.8
Sales and subscriptions of periodicals.....	33	1201	0.4	0.0	0.0	0.0	0.0	0.0
Sales and subscriptions of periodicals.....	33	120101	0.4	0.0	0.0	0.0	0.0	0.0
Newspaper subscription and single copy sales.....	33	1202	7.5	0.9	0.7	0.9	0.8	1.6
Newspaper subscriptions, print and online bundled.....	33	120203	19.5	0.7	3.2	0.7	0.4	7.1
Newspaper subscriptions, print only.....	33	120204	6.3	1.0	0.5	0.9	0.8	1.0
Directory, mailing list, and related compilations publishing sales.....	33	2	12.5	-2.8	2.2	1.1	-6.2	14.7
Directory, mailing list, and related compilations publishing sales.....	33	21	12.5	-2.8	2.2	1.1	-6.2	14.7
Directory, mailing list, and related compilations publishing sales.....	33	2101	12.5	-2.8	2.2	1.1	-6.2	14.7
Directory, mailing list, and related compilations publishing sales.....	33	210101	12.5	-2.8	2.2	1.1	-6.2	14.7
Greeting card publishing sales.....	33	3	2.0	-0.1	0.1	2.0	0.0	-0.1
Greeting card publishing sales.....	33	31	2.0	-0.1	0.1	2.0	0.0	-0.1
Greeting card publishing sales.....	33	3101	2.0	-0.1	0.1	2.0	0.0	-0.1
Greeting card publishing sales.....	33	310101	2.0	-0.1	0.1	2.0	0.0	-0.1
Calendars, yearbooks, and other miscellaneous publishing sales.....	33	4	14.8	-0.3	0.2	0.2	-0.4	0.8
Calendars, yearbooks, and other miscellaneous publishing sales.....	33	41	14.8	-0.3	0.2	0.2	-0.4	0.8
Calendars, yearbooks, and other miscellaneous publishing sales.....	33	4101	14.8	-0.3	0.2	0.2	-0.4	0.8
Calendars, yearbooks, and other miscellaneous publishing sales.....	33	410101	14.8	-0.3	0.2	0.2	-0.4	0.8
Internet publishing and broadcasting subscription, content access, and licensing sales.....	33	5	1.1	0.0	0.2	0.1	0.1	-0.1
Internet publishing and broadcasting subscription, content access, and licensing sales.....	33	51	1.1	0.0	0.2	0.1	0.1	-0.1
Internet publishing and broadcasting subscription, content access, and licensing sales.....	33	5101	1.1	0.0	0.2	0.1	0.1	-0.1
Internet publishing and broadcasting subscription, content access, and licensing sales.....	33	510101	1.1	0.0	0.2	0.1	0.1	-0.1
Software publishing.....	34	—	2.5	-0.4	1.1	-0.3	0.2	1.0
Application software publishing.....	34	2	2.3	-0.7	1.4	-0.3	-0.1	1.1
Application software publishing.....	34	21	2.3	-0.7	1.4	-0.3	-0.1	1.1
Desktop and portable device application software publishing.....	34	2101	-0.9	0.1	1.0	-2.2	0.1	-1.3
Desktop and portable device application software publishing.....	34	210101	-0.9	0.1	1.0	-2.2	0.1	-1.3
Application software publishing, cross-industry, vertical market, utilities, and other.....	34	2103	2.3	-1.0	2.3	0.4	0.0	-0.1
Application software publishing, cross-industry, vertical market, utilities, and other.....	34	210301	2.3	-1.0	2.3	0.4	0.0	-0.1
Application software publishing, game software.....	34	2104	18.1	-3.5	-1.9	5.9	-1.7	21.7
Application software publishing, game software.....	34	210401	18.1	-3.5	-1.9	5.9	-1.7	21.7
Network compensation from broadcast and cable television and radio.....	35	—	6.2	-0.4	0.0	0.0	0.0	2.8
Affiliate agreements, programming sales, and retransmission fees for cable and broadcast tv.....	35	1	6.4	-0.4	0.0	0.0	0.0	2.8
Affiliate agreements, programming sales, and retransmission fees for cable and broadcast tv.....	35	11	6.4	-0.4	0.0	0.0	0.0	2.8

See footnotes at end of table.

Table 7. Producer price index percentage changes for commodity and service groupings and individual items, not seasonally adjusted — Continued
[January 2022]

Title	Commodity code		Unadjusted 12-month percent change ¹	Unadjusted 1-month percent change ¹				
	Group code	Item code		Jan. 2021 to Jan. 2022 ²	Aug. to Sept.	Sept. to Oct. ^P	Oct. to Nov. ^P	Nov. to Dec. ^P
Affiliate agreements, programming sales, and retransmission fees for cable and broadcast tv.....	35	1101	6.4	-0.4	0.0	0.0	0.0	2.8
Affiliate agreements, programming sales, and retransmission fees for cable and broadcast tv.....	35	110101	6.4	-0.4	0.0	0.0	0.0	2.8
Affiliate agreements, programming sales, and retransmission fees for radio.....	35	2	0.0	0.0	0.0	0.0	0.0	0.0
Affiliate agreements, programming sales, and retransmission fees for radio.....	35	21	0.0	0.0	0.0	0.0	0.0	0.0
Affiliate agreements, programming sales, and retransmission fees for radio.....	35	2101	0.0	0.0	0.0	0.0	0.0	0.0
Affiliate agreements, programming sales, and retransmission fees for radio.....	35	210101	0.0	0.0	0.0	0.0	0.0	0.0
Advertising space and time sales.....	36	—	-0.1	2.2	0.6	3.4	0.6	-1.7
Advertising space sales in periodicals, newspapers, directories, and mailing lists.....	36	1	1.2	-0.2	0.4	0.1	0.1	1.4
Advertising space sales in periodicals and newspapers.....	36	11	1.5	-0.3	0.5	0.2	0.1	1.7
Advertising space sales in periodicals.....	36	1101	1.4	-0.5	-0.2	0.3	0.0	1.8
Advertising space sales in specialized, business, and professional periodicals.....	36	110101	3.6	0.0	0.0	0.0	0.0	3.6
Advertising space sales in general and consumer periodicals.....	36	110102	1.1	-0.5	-0.2	0.4	0.0	1.6
Advertising space sales in newspapers.....	36	1102	1.5	-0.1	1.1	0.0	0.2	1.6
Advertising space sales in newspapers, print only.....	36	110203	1.4	-0.1	1.3	0.1	-0.7	2.0
Advertising space sales in newspapers, digital only and print and digital bundled.....	36	110204	1.6	0.0	0.0	-0.3	5.2	-0.3
Advertising space sales in directories and mailing lists.....	36	12	0.1	0.0	0.0	0.0	0.0	0.0
Advertising space sales in directories and mailing lists.....	36	1201	0.1	0.0	0.0	0.0	0.0	0.0
Advertising space sales in directories and mailing lists.....	36	120101	0.1	0.0	0.0	0.0	0.0	0.0
Television advertising time sales.....	36	2	-5.2	5.3	2.2	5.9	1.4	-3.4
Television advertising time sales.....	36	21	-5.2	5.3	2.2	5.9	1.4	-3.4
Broadcast and network television advertising time sales.....	36	2101	4.4	6.1	1.0	3.8	1.1	-3.5
Broadcast and network television advertising time sales.....	36	210101	4.4	6.1	1.0	3.8	1.1	-3.5
Cable network advertising time sales.....	36	2102	-17.8	4.7	4.6	10.2	2.0	-3.8
Cable network advertising time sales.....	36	210201	-17.8	4.7	4.6	10.2	2.0	-3.8
Local cable system advertising time sales.....	36	2103	3.6	0.0	0.0	0.0	0.0	0.0
Local cable system advertising time sales.....	36	210301	3.6	0.0	0.0	0.0	0.0	0.0
Radio advertising time sales.....	36	3	7.2	3.4	-3.2	9.1	-2.1	-10.5
Radio advertising time sales.....	36	31	7.2	3.4	-3.2	9.1	-2.1	-10.5
Radio advertising time sales.....	36	3101	7.2	3.4	-3.2	9.1	-2.1	-10.5
Radio advertising time sales.....	36	310101	7.2	3.4	-3.2	9.1	-2.1	-10.5
Internet advertising sales, excluding Internet advertising sold by print publishers.....	36	5	5.9	-0.2	-0.2	0.9	1.0	0.9
Internet advertising sales, excluding Internet advertising sold by print publishers.....	36	51	5.9	-0.2	-0.2	0.9	1.0	0.9
Internet advertising sales, excluding Internet advertising sold by print publishers.....	36	5101	5.9	-0.2	-0.2	0.9	1.0	0.9
Telecommunication, cable, and internet user services.....	37	—	1.9	-0.2	0.3	-0.5	0.2	0.5
Wired telephone services.....	37	1	1.0	0.0	0.2	0.1	0.0	0.2
Residential wired telephone services.....	37	11	2.2	0.0	0.5	0.5	-0.2	0.4
Local residential wired telephone service.....	37	1101	0.0	0.0	0.0	0.0	0.0	0.0
Local residential wired telephone service.....	37	110101	0.0	0.0	0.0	0.0	0.0	0.0
Long distance residential wired telephone service.....	37	1102	5.3	-0.1	1.6	1.3	-0.5	1.1
Long distance residential wired telephone service.....	37	110201	5.3	-0.1	1.6	1.3	-0.5	1.1
All-distance residential wired telephone service.....	37	1103	4.4	0.0	0.0	0.0	0.0	0.0
All-distance residential wired telephone service.....	37	110301	4.4	0.0	0.0	0.0	0.0	0.0
Business wired telephone services.....	37	12	0.7	0.1	0.0	0.1	0.1	0.1
Local business wired telephone service.....	37	1201	0.8	0.2	-0.1	0.0	0.0	0.3
Local business wired telephone service.....	37	120101	0.8	0.2	-0.1	0.0	0.0	0.3
Long distance business wired telephone service.....	37	1202	4.3	0.0	0.5	1.1	0.9	0.0
Private line wired telephone service.....	37	1204	0.0	0.0	0.0	0.0	0.0	0.0
Private line wired telephone service.....	37	120401	0.0	0.0	0.0	0.0	0.0	0.0
Other wired telephone services.....	37	13	-0.2	0.0	0.0	-0.3	0.0	0.2
Other wired telephone services.....	37	1301	-0.2	0.0	0.0	-0.3	0.0	0.2
Wireless telecommunication services.....	37	2	0.1	0.0	0.0	-0.2	0.0	0.0

See footnotes at end of table.

Table 7. Producer price index percentage changes for commodity and service groupings and individual items, not seasonally adjusted — Continued
 [January 2022]

Title	Commodity code		Unadjusted 12-month percent change ¹	Unadjusted 1-month percent change ¹				
	Group code	Item code		Jan. 2021 to Jan. 2022 ^P	Aug. to Sept.	Sept. to Oct. ^P	Oct. to Nov. ^P	Nov. to Dec. ^P
Cellular phone and other wireless telecommunication services.....	37	21	0.1	0.0	0.0	-0.2	0.0	0.0
Cellular phone and other wireless telecommunication services.....	37	2101	0.1	0.0	0.0	-0.2	0.0	0.0
Cellular phone and other wireless telecommunication services.....	37	210101	0.1	0.0	0.0	-0.2	0.0	0.0
Cable and satellite subscriber services.....	37	3	3.9	0.0	0.0	0.0	0.0	2.2
Cable and satellite subscriber services.....	37	31	3.9	0.0	0.0	0.0	0.0	2.2
Cable and satellite subscriber services.....	37	3101	3.9	0.0	0.0	0.0	0.0	2.2
Cable and satellite subscriber services.....	37	310101	3.9	0.0	0.0	0.0	0.0	2.2
Internet access services.....	37	4	-1.4	0.0	-0.1	0.0	0.1	0.0
Internet access services.....	37	41	-1.4	0.0	-0.1	0.0	0.1	0.0
Residential Internet access services.....	37	4102	-1.2	0.0	-0.2	0.0	0.2	0.0
Residential Internet access services.....	37	410201	-1.2	0.0	-0.2	0.0	0.2	0.0
Business Internet access services.....	37	4103	-1.5	0.0	0.0	0.0	0.0	0.0
Business Internet access services.....	37	410301	-1.5	0.0	0.0	0.0	0.0	0.0
Bundled wired telecommunications access services.....	37	5	4.0	-0.9	1.1	-1.5	0.8	0.2
Bundled wired telecommunications access services.....	37	51	4.0	-0.9	1.1	-1.5	0.8	0.2
Bundled wired telecommunications access services.....	37	5101	4.0	-0.9	1.1	-1.5	0.8	0.2
Bundled wired telecommunications access services.....	37	510101	4.0	-0.9	1.1	-1.5	0.8	0.2
Data processing and related services.....	38	—	-0.4	-0.2	0.2	0.0	0.0	-1.3
Data processing and related services.....	38	1	-0.4	-0.2	0.2	0.0	0.0	-1.3
Data processing and related services.....	38	11	-0.4	-0.2	0.2	0.0	0.0	-1.3
Hosting, ASP and other IT infrastructure provisioning services.....	38	1101	-0.8	-0.3	0.4	0.0	0.0	-2.2
Hosting, ASP and other IT infrastructure provisioning services.....	38	110101	-0.8	-0.3	0.4	0.0	0.0	-2.2
Business process management services.....	38	1102	0.1	0.0	0.0	0.0	0.1	0.0
Business process management services.....	38	110201	0.1	0.0	0.0	0.0	0.1	0.0
Data management, information transformation and other services.....	38	1103	0.1	0.0	0.0	0.0	0.0	0.0
Data management, information transformation and other services.....	38	110301	0.1	0.0	0.0	0.0	0.0	0.0
Credit intermediation services (partial).....	39	—	3.8	0.7	-1.3	1.8	-1.5	1.9
Loan services (partial).....	39	1	7.6	1.2	-2.5	3.1	-0.4	2.4
Business loans (partial).....	39	11	11.7	2.3	-3.4	4.3	-1.3	4.3
Business loans (partial).....	39	1101	11.7	2.3	-3.4	4.3	-1.3	4.3
Business loans (partial).....	39	110101	11.7	2.3	-3.4	4.3	-1.3	4.3
Consumer loans (partial).....	39	12	3.6	0.0	-1.8	2.4	0.4	0.4
Residential real estate loans (partial).....	39	1201	4.7	-0.8	-1.3	2.4	1.4	-0.4
Residential real estate loans, except home equity (partial).....	39	120101	4.2	-1.1	-1.4	2.8	1.7	-0.8
Home equity loans (partial).....	39	120102	6.6	0.3	-1.2	0.7	0.4	1.4
Vehicle loans (partial).....	39	1202	0.4	4.5	-5.3	5.3	-5.0	4.0
Vehicle loans (partial).....	39	120201	0.4	4.5	-5.3	5.3	-5.0	4.0
Credit cards, overdraft credit, and related plans (partial).....	39	1203	-0.4	2.5	-2.8	1.8	-2.7	2.9
Credit cards, overdraft credit, and related plans (partial).....	39	120301	-0.4	2.5	-2.8	1.8	-2.7	2.9
Other loans and loan services (partial).....	39	13	9.0	2.5	-1.5	0.0	0.2	3.7
Other loans and loan services (partial).....	39	1301	9.0	2.5	-1.5	0.0	0.2	3.7
Other loans and loan services (partial).....	39	130101	9.0	2.5	-1.5	0.0	0.2	3.7
Deposit services (partial).....	39	2	-2.2	-0.4	0.7	0.1	-4.1	1.2
Deposit services (partial).....	39	21	-2.2	-0.4	0.7	0.1	-4.1	1.2
Deposit services (partial).....	39	2101	-2.2	-0.4	0.7	0.1	-4.1	1.2
Deposit services (partial).....	39	210101	-2.2	-0.4	0.7	0.1	-4.1	1.2
Other credit intermediation services, including trust services (partial).....	39	3	-2.8	-0.1	-0.2	-1.7	-0.1	0.4
Other credit intermediation services, including trust services (partial).....	39	31	-2.8	-0.1	-0.2	-1.7	-0.1	0.4
Other credit intermediation services, including trust services (partial).....	39	3101	-2.8	-0.1	-0.2	-1.7	-0.1	0.4
Other credit intermediation services, including trust services (partial).....	39	310101	-2.8	-0.1	-0.2	-1.7	-0.1	0.4
Investment services.....	40	—	8.9	0.9	-2.8	3.9	-0.4	1.0
Securities brokerage, dealing, investment advice, and related services.....	40	1	6.7	-0.2	-6.7	8.2	-1.3	-0.5
Securities brokerage, dealing, investment advice, and related services.....	40	11	6.7	-0.2	-6.7	8.2	-1.3	-0.5
Securities brokerage, dealing, and investment advice.....	40	1101	9.1	-0.3	-8.0	9.9	-1.3	0.4
Securities brokerage, dealing, and investment advice.....	40	110101	9.1	-0.3	-8.0	9.9	-1.3	0.4
Securities brokerage and dealing related services (partial).....	40	1102	-3.9	0.2	-0.5	1.0	-1.5	-4.8
Securities brokerage and dealing related services.....	40	110201	-3.9	0.2	-0.5	1.0	-1.5	-4.8
Portfolio management.....	40	2	8.2	1.2	-1.3	2.5	-0.2	1.9

See footnotes at end of table.

Table 7. Producer price index percentage changes for commodity and service groupings and individual items, not seasonally adjusted — Continued
 [January 2022]

Title	Commodity code		Unadjusted 12-month percent change ¹	Unadjusted 1-month percent change ¹				
	Group code	Item code		Jan. 2021 to Jan. 2022 ^P	Aug. to Sept.	Sept. to Oct. ^P	Oct. to Nov. ^P	Nov. to Dec. ^P
Portfolio management	40	21	8.2	1.2	-1.3	2.5	-0.2	1.9
Portfolio management	40	2101	8.2	1.2	-1.3	2.5	-0.2	1.9
Portfolio management	40	210101	8.2	1.2	-1.3	2.5	-0.2	1.9
Investment banking	40	3	17.5	2.5	0.0	0.0	0.6	0.3
Investment banking	40	31	17.5	2.5	0.0	0.0	0.6	0.3
Investment banking	40	3101	17.5	2.5	0.0	0.0	0.6	0.3
Investment banking	40	310101	17.5	2.5	0.0	0.0	0.6	0.3
Insurance and annuities	41	—	0.7	0.0	0.0	0.0	0.2	0.3
Insurance	41	1	1.0	0.0	-0.1	0.0	0.2	0.4
Insurance	41	11	1.0	0.0	-0.1	0.0	0.2	0.4
Life insurance	41	1101	1.2	-0.1	0.0	-0.2	0.0	0.7
Life insurance	41	110101	1.2	-0.1	0.0	-0.2	0.0	0.7
Disability insurance, including accidental death	41	1102	-0.1	0.0	0.0	0.0	0.0	-0.1
Disability insurance, including accidental death	41	110201	-0.1	0.0	0.0	0.0	0.0	-0.1
Health and medical insurance	41	1103	1.4	0.1	0.0	0.0	0.0	0.8
Health and medical insurance	41	110301	1.4	0.1	0.0	0.0	0.0	0.8
Property and casualty insurance	41	1104	0.7	-0.1	-0.1	0.1	0.3	0.2
Property and casualty insurance	41	110401	0.7	-0.1	-0.1	0.1	0.3	0.2
Annuities	41	2	-1.7	0.0	0.1	0.1	0.0	-0.3
Annuities	41	21	-1.7	0.0	0.1	0.1	0.0	-0.3
Annuities	41	2101	-1.7	0.0	0.1	0.1	0.0	-0.3
Annuities	41	210101	-1.7	0.0	0.1	0.1	0.0	-0.3
Commissions and fees from sales and administration of insurance policies (partial)	42	—	0.6	0.2	0.1	0.0	0.0	0.0
Commissions from sales of insurance	42	1	0.6	0.2	0.1	0.0	0.0	0.0
Commissions from sales of insurance	42	11	0.6	0.2	0.1	0.0	0.0	0.0
Commissions from sales of life insurance and annuities	42	1101	-0.2	0.0	0.0	0.1	0.0	0.0
Commissions from sales of life insurance and annuities	42	110101	-0.2	0.0	0.0	0.1	0.0	0.0
Commissions from sales of health and medical insurance	42	1102	0.5	0.4	0.0	0.0	0.0	0.0
Commissions from sales of health and medical insurance	42	110201	0.5	0.4	0.0	0.0	0.0	0.0
Commissions from sales of property and casualty insurance	42	1103	1.0	0.3	0.1	0.0	0.0	0.0
Commissions from sales of property and casualty insurance	42	110301	1.0	0.3	0.1	0.0	0.0	0.0
Commissions from sales of other insurance	42	1104	0.1	0.0	0.0	0.0	0.0	0.1
Commissions from sales of other insurance	42	110401	0.1	0.0	0.0	0.0	0.0	0.1
Real estate services (partial)	43	—	5.7	0.6	-0.5	0.2	0.7	0.8
Nonresidential real estate services	43	1	3.7	0.4	-0.9	0.2	0.8	1.1
Nonresidential real estate rents	43	11	3.4	0.4	-1.3	0.2	0.9	1.1
Office buildings, gross rents	43	1101	4.5	-0.4	1.0	1.3	0.2	-0.5
Office buildings, gross rents	43	110101	4.5	-0.4	1.0	1.3	0.2	-0.5
Retail properties, gross rents	43	1102	1.9	2.4	-3.8	-1.7	3.4	3.2
Retail properties, gross rents	43	110201	1.9	2.4	-3.8	-1.7	3.4	3.2
Industrial buildings, gross rents	43	1103	2.4	0.5	0.2	0.0	0.3	0.8
Industrial buildings, gross rents	43	110301	2.4	0.5	0.2	0.0	0.3	0.8
Self-service storage and miniwarehouses, gross rents	43	1104	12.7	1.4	1.3	0.3	1.2	-0.3
Self-service storage and miniwarehouses, gross rents	43	110401	12.7	1.4	1.3	0.3	1.2	-0.3
Other nonresidential buildings, gross rents	43	1105	-6.0	-6.4	-7.1	3.5	-8.3	2.1
Other nonresidential buildings, gross rents	43	110501	-6.0	-6.4	-7.1	3.5	-8.3	2.1
Nonresidential property sales and leases including land, brokerage fees and commissions	43	12	8.6	0.5	1.2	0.1	0.8	1.5
Nonresidential property sales and leases including land, brokerage fees and commissions	43	1201	8.6	0.5	1.2	0.1	0.8	1.5
Nonresidential property sales and leases including land, brokerage fees and commissions	43	120101	8.6	0.5	1.2	0.1	0.8	1.5
Nonresidential property management fees	43	13	-0.5	0.7	0.4	0.2	0.2	-0.1
Nonresidential property management fees	43	1301	-0.5	0.7	0.4	0.2	0.2	-0.1
Nonresidential property management fees	43	130101	-0.5	0.7	0.4	0.2	0.2	-0.1
Residential real estate services (partial)	43	2	9.2	0.7	0.0	0.3	0.4	0.3
Residential property sales and rental, brokerage fees and commissions	43	21	10.3	0.9	0.1	0.3	0.2	0.4
Residential property sales and rental, brokerage fees and commissions	43	2101	10.3	0.9	0.1	0.3	0.2	0.4
Residential property sales and rental, brokerage fees and commissions	43	210101	10.3	0.9	0.1	0.3	0.2	0.4

See footnotes at end of table.

Table 7. Producer price index percentage changes for commodity and service groupings and individual items, not seasonally adjusted — Continued
 [January 2022]

Title	Commodity code		Unadjusted 12-month percent change ¹	Unadjusted 1-month percent change ¹				
	Group code	Item code		Jan. 2021 to Jan. 2022 ^P	Aug. to Sept.	Sept. to Oct. ^P	Oct. to Nov. ^P	Nov. to Dec. ^P
Residential property management fees.....	43	22	5.7	0.2	-0.1	0.2	1.2	0.0
Residential property management fees.....	43	2201	5.7	0.2	-0.1	0.2	1.2	0.0
Residential property management fees.....	43	220101	5.7	0.2	-0.1	0.2	1.2	0.0
Real estate appraisal fees.....	43	3	6.4	1.4	-0.4	0.7	1.4	0.2
Real estate appraisal fees.....	43	31	6.4	1.4	-0.4	0.7	1.4	0.2
Real estate appraisal fees.....	43	3101	6.4	1.4	-0.4	0.7	1.4	0.2
Real estate appraisal fees.....	43	310101	6.4	1.4	-0.4	0.7	1.4	0.2
Rental and leasing of goods (partial).....	44	—	11.9	-5.0	3.1	-0.7	-1.1	-3.6
Passenger car rental.....	44	1	30.2	-10.6	6.6	-2.2	-2.3	-5.1
Passenger car rental.....	44	11	30.2	-10.6	6.6	-2.2	-2.3	-5.1
Passenger car rental.....	44	1101	30.2	-10.6	6.6	-2.2	-2.3	-5.1
Passenger car rental.....	44	110101	30.2	-10.6	6.6	-2.2	-2.3	-5.1
Truck, trailer, and RV rental and leasing.....	44	2	-0.9	0.2	0.5	0.3	0.0	-5.0
Truck, trailer, and RV rental and leasing.....	44	21	-0.9	0.2	0.5	0.3	0.0	-5.0
Truck, truck trailer and RV rental.....	44	2101	-4.5	-0.9	1.3	0.3	-0.3	-11.3
Truck, truck trailer and RV rental.....	44	210101	-4.5	-0.9	1.3	0.3	-0.3	-11.3
Truck, truck trailer and RV leasing.....	44	2102	1.7	1.0	-0.2	0.2	0.2	-0.2
Truck, truck trailer and RV leasing.....	44	210201	1.7	1.0	-0.2	0.2	0.2	-0.2
Construction, mining, and forestry machinery and equipment rental and leasing.....	44	3	1.9	0.2	0.2	0.7	-0.1	-0.2
Construction, mining, and forestry machinery and equipment rental and leasing.....	44	31	1.9	0.2	0.2	0.7	-0.1	-0.2
Construction, mining, and forestry machinery and equipment rental and leasing.....	44	3101	1.9	0.2	0.2	0.7	-0.1	-0.2
Construction, mining, and forestry machinery and equipment rental and leasing.....	44	310101	1.9	0.2	0.2	0.7	-0.1	-0.2
Professional services (partial).....	45	—	4.3	0.1	0.3	0.2	0.2	2.4
Legal services.....	45	1	5.8	0.1	0.5	-0.1	0.1	2.7
Legal services.....	45	11	5.8	0.1	0.5	-0.1	0.1	2.7
Legal services.....	45	1101	5.8	0.1	0.5	-0.1	0.1	2.7
Legal services.....	45	110101	5.8	0.1	0.5	-0.1	0.1	2.7
Accounting services (partial).....	45	2	0.6	0.5	-0.3	0.1	0.4	0.9
Accounting services, excluding payroll.....	45	21	0.6	0.5	-0.3	0.1	0.4	0.9
Financial auditing.....	45	2101	4.7	-0.3	-0.8	-0.1	-0.3	2.1
Financial auditing.....	45	210101	4.7	-0.3	-0.8	-0.1	-0.3	2.1
Tax preparation and planning.....	45	2102	-6.7	0.9	0.5	0.1	-0.6	0.6
Tax preparation and planning.....	45	210201	-6.7	0.9	0.5	0.1	-0.6	0.6
Bookkeeping and compilation.....	45	2103	13.2	0.5	0.3	1.5	1.4	-0.3
Bookkeeping and compilation.....	45	210301	13.2	0.5	0.3	1.5	1.4	-0.3
Other accounting services, including billing and review.....	45	2104	4.0	0.7	-1.2	-0.2	2.3	0.6
Other accounting services, including billing and review.....	45	210401	4.0	0.7	-1.2	-0.2	2.3	0.6
Architectural and engineering services.....	45	3	4.4	0.0	0.4	0.1	0.0	3.3
Architectural services.....	45	31	2.5	0.4	0.1	0.2	0.5	0.1
Architectural services.....	45	3101	2.5	0.4	0.1	0.2	0.5	0.1
Architectural services.....	45	310101	2.5	0.4	0.1	0.2	0.5	0.1
Engineering services.....	45	32	4.7	0.0	0.5	0.1	-0.1	3.8
Engineering services.....	45	3201	4.7	0.0	0.5	0.1	-0.1	3.8
Engineering services.....	45	320101	4.7	0.0	0.5	0.1	-0.1	3.8
Management, scientific, and technical consulting services.....	45	4	3.5	0.2	0.8	-0.3	0.2	1.6
Management consulting services.....	45	41	3.5	0.2	0.8	-0.3	0.2	1.6
Administrative and general management consulting services.....	45	4101	2.7	0.0	0.6	0.1	0.5	1.7
Administrative and general management consulting services.....	45	410101	2.7	0.0	0.6	0.1	0.5	1.7
Human resources consulting services.....	45	4102	-3.9	-1.6	3.4	-5.0	-2.5	-0.3
Human resources consulting services.....	45	410201	-3.9	-1.6	3.4	-5.0	-2.5	-0.3
Marketing consulting services.....	45	4103	6.9	0.0	0.0	0.0	0.0	0.0
Marketing consulting services.....	45	410301	6.9	0.0	0.0	0.0	0.0	0.0
Process, physical distribution, and logistics consulting services.....	45	4104	11.4	3.8	1.4	-0.7	0.2	4.8
Process, physical distribution, and logistics consulting services.....	45	410401	11.4	3.8	1.4	-0.7	0.2	4.8
Other management consulting services.....	45	4105	1.7	-0.1	0.4	0.0	-0.4	1.5
Other management consulting services.....	45	410501	1.7	-0.1	0.4	0.0	-0.4	1.5

See footnotes at end of table.

Table 7. Producer price index percentage changes for commodity and service groupings and individual items, not seasonally adjusted — Continued
[January 2022]

Title	Commodity code		Unadjusted 12-month percent change ¹	Unadjusted 1-month percent change ¹				
	Group code	Item code		Jan. 2021 to Jan. 2022 ^P	Aug. to Sept.	Sept. to Oct. ^P	Oct. to Nov. ^P	Nov. to Dec. ^P
Advertising and related services (partial).....	45	5	6.3	0.0	-2.8	5.1	2.0	2.1
Advertising agency services.....	45	51	6.3	0.0	-2.8	5.1	2.0	2.1
Advertising agency services.....	45	5101	6.3	0.0	-2.8	5.1	2.0	2.1
Advertising agency services.....	45	510101	6.3	0.0	-2.8	5.1	2.0	2.1
Information technology (IT) technical support and consulting services (partial).....	45	6	0.9	0.0	0.0	0.0	0.0	0.6
Information technology (IT) technical support and consulting services (partial).....	45	61	0.9	0.0	0.0	0.0	0.0	0.6
Information technology (IT) technical support and consulting services (partial).....	45	6101	0.9	0.0	0.0	0.0	0.0	0.6
Information technology (IT) technical support and consulting services (partial).....	45	610101	0.9	0.0	0.0	0.0	0.0	0.6
Employment services.....	46	—	5.4	0.1	0.2	0.9	0.9	0.7
Permanent placement services.....	46	1	7.4	0.7	-2.0	0.3	2.4	0.1
Permanent placement services.....	46	11	7.4	0.7	-2.0	0.3	2.4	0.1
Employment placement services.....	46	1101	7.4	0.7	-2.0	0.3	2.4	0.1
Employment placement services.....	46	110101	7.4	0.7	-2.0	0.3	2.4	0.1
Executive search services.....	46	2	-4.4	-2.5	-0.6	1.8	-0.1	-5.2
Executive search services.....	46	21	-4.4	-2.5	-0.6	1.8	-0.1	-5.2
Executive search services.....	46	2101	-4.4	-2.5	-0.6	1.8	-0.1	-5.2
Executive search services.....	46	210101	-4.4	-2.5	-0.6	1.8	-0.1	-5.2
Staffing services.....	46	3	5.6	0.2	0.3	0.9	0.8	0.9
Temporary help services.....	46	31	8.5	0.2	0.4	1.7	1.5	1.6
Temporary help services.....	46	3101	8.5	0.2	0.4	1.7	1.5	1.6
Temporary help services.....	46	310101	8.5	0.2	0.4	1.7	1.5	1.6
Co-employment staffing services.....	46	32	2.1	0.1	0.1	0.0	0.0	0.0
Co-employment staffing services.....	46	3201	2.1	0.1	0.1	0.0	0.0	0.0
Co-employment staffing services.....	46	320101	2.1	0.1	0.1	0.0	0.0	0.0
Travel arrangement services (partial).....	47	—	2.3	0.8	-1.8	-0.5	-1.1	0.9
Arrangement of flights (partial).....	47	1	-1.5	0.8	-1.3	0.2	0.2	1.1
Arrangement of international flights.....	47	11	2.7	1.1	-2.1	0.2	0.3	1.5
Arrangement of international flights.....	47	1101	2.7	1.1	-2.1	0.2	0.3	1.5
Arrangement of international flights.....	47	110101	2.7	1.1	-2.1	0.2	0.3	1.5
Arrangement of domestic flights.....	47	12	-9.7	0.2	0.6	0.4	-0.2	0.1
Arrangement of domestic flights (partial).....	47	1201	-9.7	0.2	0.6	0.4	-0.2	0.1
Arrangement of domestic flights.....	47	120101	-9.7	0.2	0.6	0.4	-0.2	0.1
Arrangement of vehicle rentals and lodging.....	47	2	13.3	-1.4	-5.0	0.7	1.0	1.8
Arrangement of vehicle rentals and lodging.....	47	21	13.3	-1.4	-5.0	0.7	1.0	1.8
Arrangement of vehicle rentals and lodging (partial).....	47	2101	13.3	-1.4	-5.0	0.7	1.0	1.8
Arrangement of vehicle rentals and lodging.....	47	210101	13.3	-1.4	-5.0	0.7	1.0	1.8
Arrangement of cruises and tours.....	47	3	6.6	3.7	-3.5	-3.6	-6.7	1.7
Arrangement of cruises and tours.....	47	31	6.6	3.7	-3.5	-3.6	-6.7	1.7
Arrangement of cruises and tours.....	47	3101	6.6	3.7	-3.5	-3.6	-6.7	1.7
Arrangement of cruises and tours.....	47	310101	6.6	3.7	-3.5	-3.6	-6.7	1.7
Other travel arrangements (partial).....	47	4	0.0	0.0	0.0	0.0	0.0	0.0
Other travel arrangements (partial).....	47	41	0.0	0.0	0.0	0.0	0.0	0.0
Other travel arrangements (partial).....	47	4101	0.0	0.0	0.0	0.0	0.0	0.0
Other travel arrangements (partial).....	47	410101	0.0	0.0	0.0	0.0	0.0	0.0
Selected security services (partial).....	48	—	6.1	1.0	0.6	0.0	0.5	1.1
Security guard services.....	48	1	6.1	1.0	0.6	0.0	0.5	1.1
Security guard services.....	48	11	6.1	1.0	0.6	0.0	0.5	1.1
Security guard services.....	48	1101	6.1	1.0	0.6	0.0	0.5	1.1
Security guard services.....	48	110101	6.1	1.0	0.6	0.0	0.5	1.1
Cleaning and building maintenance services (partial).....	49	—	7.4	0.4	0.2	0.3	2.6	1.9
Janitorial services.....	49	1	7.4	0.4	0.2	0.3	2.6	1.9
Janitorial services.....	49	11	7.4	0.4	0.2	0.3	2.6	1.9
Janitorial services.....	49	1101	7.4	0.4	0.2	0.3	2.6	1.9

See footnotes at end of table.

Table 7. Producer price index percentage changes for commodity and service groupings and individual items, not seasonally adjusted — Continued
 [January 2022]

Title	Commodity code		Unadjusted 12-month percent change ¹	Unadjusted 1-month percent change ¹				
	Group code	Item code		Jan. 2021 to Jan. 2022 ^P	Aug. to Sept.	Sept. to Oct. ^P	Oct. to Nov. ^P	Nov. to Dec. ^P
Janitorial services.....	49	110101	7.4	0.4	0.2	0.3	2.6	1.9
Waste collection and remediation services (partial).....	50	—	4.0	0.4	1.0	0.1	0.2	0.7
Waste collection.....	50	1	4.0	0.4	1.0	0.1	0.2	0.7
Solid waste collection.....	50	11	4.0	0.4	1.0	0.1	0.2	0.7
Solid waste collection.....	50	1101	4.0	0.4	1.0	0.1	0.2	0.7
Solid waste collection.....	50	110101	4.0	0.4	1.0	0.1	0.2	0.7
Health care services.....	51	—	2.8	0.3	0.3	0.1	0.1	0.9
Outpatient care (partial).....	51	1	2.7	0.1	0.2	0.1	0.1	0.9
Outpatient care (partial).....	51	11	2.7	0.1	0.2	0.1	0.1	0.9
Physician care.....	51	1101	1.9	0.3	0.1	0.3	0.1	0.0
Medicare patients: physician care.....	51	110102	-0.1	0.0	0.0	0.0	0.0	-0.1
Medicaid patients: physician care.....	51	110103	-0.3	0.0	0.0	0.0	0.0	-0.1
Private insurance patients: physician care.....	51	110104	2.7	0.4	0.1	0.5	0.3	0.0
All other patients: physician care.....	51	110105	3.4	0.3	0.1	0.3	0.0	0.0
Medical laboratory and diagnostic imaging center care.....	51	1102	-0.2	0.1	0.0	0.0	0.0	-0.1
Medical laboratory care.....	51	110201	0.1	-0.1	0.0	-0.1	0.0	0.2
Medicare patients: medical laboratory care.....	51	1102011	0.0	0.0	0.0	0.0	0.0	0.0
Medicaid patients: medical laboratory care.....	51	1102012	-0.8	0.0	0.0	-0.1	0.0	-0.1
Private insurance patients: medical laboratory care.....	51	1102013	0.1	-0.1	0.0	-0.1	-0.1	0.0
All other patients: medical laboratory care.....	51	1102014	0.9	0.0	0.0	0.0	0.0	0.9
Diagnostic imaging center care.....	51	110202	-0.9	0.3	0.0	0.0	0.0	-0.4
Medicare and Medicaid patients: diagnostic imaging center care.....	51	1102021	-0.6	1.1	0.0	0.0	0.0	-1.7
Private insurance and all other patients: diagnostic imaging center care.....	51	1102024	-0.9	0.0	0.0	0.0	0.0	0.0
Home health and hospice care.....	51	1103	2.2	0.2	0.6	0.1	0.0	0.9
Home health and hospice care.....	51	110301	2.2	0.2	0.6	0.1	0.0	0.9
Medicare and Medicaid patients: home health and hospice care.....	51	11030101	2.3	0.3	0.7	0.1	0.0	1.0
Medicare patients: home health and hospice care.....	51	110301011	1.9	0.0	0.7	0.0	0.0	1.2
Medicaid patients: home health and hospice care.....	51	110301012	2.7	0.6	0.7	0.2	0.0	0.9
Private insurance and all other patients: home health and hospice care.....	51	11030102	2.2	0.0	0.0	0.0	0.0	0.3
Private insurance patients: home health and hospice care.....	51	110301021	0.0	0.0	0.0	0.0	0.0	0.0
All other patients: home health and hospice care.....	51	110301022	3.3	0.0	0.0	0.0	0.0	0.4
Hospital outpatient care.....	51	1104	3.6	0.0	0.3	0.0	0.0	1.6
Hospital outpatient care.....	51	110401	3.6	0.0	0.3	0.0	0.0	1.6
Hospital outpatient care, general medical & surgical hospitals.....	51	1104011	3.5	0.0	0.3	0.0	0.0	1.5
Medicare patients: hospital outpatient care, general medical and surgical hospitals.....	51	11040111	2.2	0.0	0.2	0.0	0.0	2.1
Medicaid patients: hospital outpatient care, general medical and surgical hospitals.....	51	11040112	0.3	0.0	0.0	0.0	0.0	0.3
Private insurance and all other patients: outpatient care, gen. medical and surgical hospitals.....	51	11040113	3.9	0.0	0.4	0.0	0.0	1.4
Dental care.....	51	1105	3.2	0.2	0.0	0.0	0.0	2.1
Private insurance patients: dental care.....	51	110502	1.4	0.0	0.0	0.0	0.0	0.6
Private insurance patients: dental visits and consultations.....	51	1105021	2.1	0.0	0.0	0.0	0.0	0.7
Private insurance patients: dental surgical intervention services.....	51	1105022	2.1	0.0	0.0	0.0	0.0	1.8
Private insurance patients: dental non-surgical intervention services.....	51	1105023	0.5	0.0	0.0	0.0	0.0	0.2
Medicare, Medicaid and all other patients: dental care.....	51	110503	5.6	0.5	0.0	0.0	0.0	4.0
Medicare, Medicaid and all other patients: dental visits and consultations.....	51	1105031	10.2	1.6	0.0	0.0	0.0	7.9
Medicare, Medicaid and all other patients: dental surgical intervention services.....	51	1105032	3.8	0.0	0.0	0.0	0.0	2.7
Medicare and Medicaid and all other patients: dental non-surgical intervention services.....	51	1105033	3.1	0.0	0.0	0.0	0.0	1.8
Inpatient care.....	51	2	3.1	0.5	0.4	0.1	0.1	0.9
Inpatient care.....	51	21	3.1	0.5	0.4	0.1	0.1	0.9
Hospital inpatient care.....	51	2101	3.5	0.6	0.4	0.0	0.2	1.1
Hospital inpatient care.....	51	210101	3.5	0.6	0.4	0.0	0.2	1.1
Hospital inpatient care, general medical and surgical hospitals.....	51	2101011	3.6	0.7	0.4	0.0	0.1	1.1
Medicare patients: hospital inpatient care, general medical and surgical hospitals.....	51	21010111	1.4	0.0	1.4	0.0	0.0	0.0
Medicaid patients: hospital inpatient care, general medical and surgical hospitals.....	51	21010112	0.3	0.0	0.0	0.0	0.0	0.0
Private insur. & all other patients: hospital inpatient, general medical and surgical hospitals.....	51	21010113	5.7	1.3	-0.2	0.0	0.2	2.1

See footnotes at end of table.

Table 7. Producer price index percentage changes for commodity and service groupings and individual items, not seasonally adjusted — Continued
 [January 2022]

Title	Commodity code		Unadjusted 12-month percent change ¹	Unadjusted 1-month percent change ¹				
	Group code	Item code		Jan. 2021 to Jan. 2022 ^P	Aug. to Sept.	Sept. to Oct. ^P	Oct. to Nov. ^P	Nov. to Dec. ^P
Private insurance patients: hospital inpatient care, general medical and surgical hospitals.....	51	210101131	5.2	1.5	-0.2	0.0	0.3	1.2
All other patients: hospital inpatient care, general medical and surgical hospitals.....	51	210101132	8.7	0.0	0.0	0.0	0.0	7.1
Hospital inpatient care, psychiatric & substance abuse hospitals.....	51	2101012	4.5	0.9	0.3	0.0	0.0	1.3
Hospital inpatient care, specialty hospitals.....	51	2101013	2.0	-0.5	-0.5	0.4	0.9	0.1
Medicare patients: hospital inpatient care, specialty hospitals.....	51	21010131	2.2	-1.2	-0.4	0.4	1.9	0.3
Medicaid patients: hospital inpatient care, specialty hospitals.....	51	21010132	2.7	0.3	1.9	2.6	-0.4	0.2
Private insurance and all other patients: hospital inpatient care, specialty hospitals.....	51	21010133	1.7	-0.2	-1.2	0.0	0.6	0.0
Nursing home care.....	51	2102	1.3	-0.1	0.4	0.3	0.0	0.3
Nursing home care.....	51	210201	1.3	-0.1	0.4	0.3	0.0	0.3
Medicare and Medicaid patients: Nursing home care.....	51	21020101	1.7	-0.1	0.7	0.4	-0.1	-0.1
Medicaid patients: Nursing home care.....	51	210201011	2.2	-0.1	0.5	0.6	-0.2	-0.2
Medicare patients: Nursing home care.....	51	210201012	1.0	0.0	1.1	0.0	0.0	0.0
Private insurance and all other patients: Nursing home care.....	51	21020102	0.6	0.0	-0.1	0.2	0.1	0.8
Private insurance patients: Nursing home care.....	51	210201021	0.7	0.0	0.0	0.0	0.0	0.0
All other patients: Nursing home care.....	51	210201022	0.6	-0.1	-0.1	0.3	0.1	0.9
Intellectual and developmental disability center care.....	51	2103	4.0	0.2	0.0	0.0	0.0	0.7
Intellectual and developmental disability center care.....	51	210301	4.0	0.2	0.0	0.0	0.0	0.7
Medicaid patients: Intellectual and developmental disability center care.....	51	21030101	3.8	0.1	0.0	0.0	0.0	0.4
Medicare, private ins. & all other patients: Intellectual & develop. disability center care.....	51	21030102	4.6	1.0	0.0	0.0	0.0	2.1
Sales of blood and blood products, organs, and tissues.....	51	3	1.5	-0.1	0.3	0.2	0.2	0.3
Sales of blood and blood products, organs, and tissues.....	51	31	1.5	-0.1	0.3	0.2	0.2	0.3
Sales of blood and blood products, organs, and tissues.....	51	3101	1.5	-0.1	0.3	0.2	0.2	0.3
Sales of blood and blood products, organs, and tissues.....	51	310101	1.5	-0.1	0.3	0.2	0.2	0.3
Accommodation services.....	53	-	25.8	-4.1	0.2	0.1	3.1	5.7
Traveler accommodation services.....	53	1	25.8	-4.1	0.2	0.1	3.1	5.7
Traveler accommodation services.....	53	11	25.8	-4.1	0.2	0.1	3.1	5.7
Guestroom or unit rental.....	53	1101	28.0	-4.5	0.2	0.2	3.3	6.0
Guestroom or unit rental.....	53	110101	28.0	-4.5	0.2	0.2	3.3	6.0
Other traveler accommodation services.....	53	1102	5.7	0.8	-0.3	-0.6	0.3	1.9
Other traveler accommodation services.....	53	110201	5.7	0.8	-0.3	-0.6	0.3	1.9
Food and beverage for immediate consumption services (partial).....	54	-	8.3	0.1	-0.1	0.5	0.8	0.2
Food and beverage for immediate consumption services (partial).....	54	1	8.3	0.1	-0.1	0.5	0.8	0.2
Food and nonalcoholic beverages for immediate consumption (partial).....	54	11	8.9	0.1	-0.1	0.4	1.0	0.1
Food and nonalcoholic beverages for immediate consumption (partial).....	54	1101	8.9	0.1	-0.1	0.4	1.0	0.1
Food and nonalcoholic beverages for immediate consumption (partial).....	54	110101	8.9	0.1	-0.1	0.4	1.0	0.1
Alcoholic beverages for immediate consumption (partial).....	54	12	5.5	0.2	0.3	1.1	-0.2	0.3
Alcoholic beverages for immediate consumption (partial).....	54	1201	5.5	0.2	0.3	1.1	-0.2	0.3
Alcoholic beverages for immediate consumption (partial).....	54	120101	5.5	0.2	0.3	1.1	-0.2	0.3
Repair and maintenance services (partial).....	55	-	3.7	0.4	0.3	0.2	0.3	0.5
Commercial and industrial machinery and equipment repair and maintenance.....	55	1	5.3	0.0	1.2	0.2	0.0	1.7
Commercial and industrial machinery and equipment repair and maintenance.....	55	11	5.3	0.0	1.2	0.2	0.0	1.7
Commercial machinery repair and maintenance.....	55	1101	5.3	0.0	1.2	0.2	0.0	1.7
Commercial machinery repair and maintenance.....	55	110101	5.3	0.0	1.2	0.2	0.0	1.7
Motor vehicle repair and maintenance (partial).....	55	2	2.9	0.3	0.2	0.3	0.5	0.0
Motor vehicle repair and maintenance (partial).....	55	21	2.9	0.3	0.2	0.3	0.5	0.0
Motor vehicle repair and maintenance (partial).....	55	2101	2.9	0.3	0.2	0.3	0.5	0.0
Motor vehicle repair and maintenance (partial).....	55	210101	2.9	0.3	0.2	0.3	0.5	0.0
Ship repair and maintenance.....	55	3	3.9	1.2	0.0	0.0	1.0	0.0
Ship repair and maintenance.....	55	31	3.9	1.2	0.0	0.0	1.0	0.0
Ship repair, military.....	55	3101	1.6	0.6	0.0	0.0	0.4	0.0
Ship repair, military.....	55	310101	1.6	0.6	0.0	0.0	0.4	0.0
Ship repair, nonmilitary.....	55	3102	10.3	3.0	0.0	0.0	2.7	0.0
Ship repair, nonmilitary.....	55	310201	10.3	3.0	0.0	0.0	2.7	0.0
Aircraft repair and maintenance.....	55	4	4.4	0.6	0.0	0.0	0.0	0.9

See footnotes at end of table.

Table 7. Producer price index percentage changes for commodity and service groupings and individual items, not seasonally adjusted — Continued
[January 2022]

Title	Commodity code		Unadjusted 12-month percent change ¹	Unadjusted 1-month percent change ¹				
	Group code	Item code		Jan. 2021 to Jan. 2022 ^P	Aug. to Sept.	Sept. to Oct. ^P	Oct. to Nov. ^P	Nov. to Dec. ^P
Aircraft repair and maintenance.....	55	41	4.4	0.6	0.0	0.0	0.0	0.9
Aircraft repair and maintenance.....	55	4101	4.4	0.6	0.0	0.0	0.0	0.9
Aircraft repair and maintenance.....	55	410101	4.4	0.6	0.0	0.0	0.0	0.9
Entertainment services (partial).....	56	—	4.2	0.0	1.4	1.5	-1.1	1.0
Membership dues and admissions and recreation facility use fees (partial)....	56	1	4.4	-0.4	1.4	0.9	1.1	0.1
Membership dues and admissions and recreation facility use fees (partial)....	56	11	4.4	-0.4	1.4	0.9	1.1	0.1
Membership dues.....	56	1101	4.7	0.5	0.0	0.0	0.0	1.1
Membership dues, golf courses and country clubs.....	56	110101	6.9	0.0	0.0	0.0	0.0	5.7
Membership dues, fitness and recreational sports centers.....	56	110102	3.0	0.9	0.0	0.0	0.0	-2.3
Admissions and recreational facilities use fees (partial).....	56	1102	4.0	-2.0	4.1	2.4	3.1	-1.7
Admissions and recreational facilities use fees, golf courses and country clubs.....	56	110201	0.7	-1.0	-1.0	7.0	5.8	0.1
Admissions and recreational facilities use fees, fitness and recreational sports centers.....	56	110202	5.5	0.0	1.5	0.0	0.0	0.0
Admissions and recreational facilities use fees, amusement and theme parks.....	56	110203	5.7	-2.6	7.0	0.4	1.9	-2.8
Recreational activity instruction fees (partial).....	56	2	-1.6	0.0	0.0	0.0	0.0	0.0
Recreational activity instruction fees (partial).....	56	21	-1.6	0.0	0.0	0.0	0.0	0.0
Recreational activity instruction fees (partial).....	56	2101	-1.6	0.0	0.0	0.0	0.0	0.0
Recreational activity instruction fees (partial).....	56	210101	-1.6	0.0	0.0	0.0	0.0	0.0
Gaming receipts (partial).....	56	3	4.1	0.4	1.3	2.3	-3.8	2.1
Gaming receipts (partial).....	56	31	4.1	0.4	1.3	2.3	-3.8	2.1
Gaming receipts (partial).....	56	3101	4.1	0.4	1.3	2.3	-3.8	2.1
Gaming receipts (partial).....	56	310101	4.1	0.4	1.3	2.3	-3.8	2.1
Wholesale trade services.....	57	—	11.6	-1.3	1.0	0.3	0.5	0.4
Machinery and equipment and parts and supplies wholesaling.....	57	1	13.8	-0.4	2.3	2.4	0.1	1.2
Machinery and equipment and parts and supplies wholesaling.....	57	11	13.8	-0.4	2.3	2.4	0.1	1.2
Parts and supplies for machinery and equipment wholesaling.....	57	1102	10.5	-1.5	1.3	3.0	-0.6	-0.5
Parts and supplies for machinery and equipment wholesaling.....	57	110201	10.5	-1.5	1.3	3.0	-0.6	-0.5
Machinery and vehicle wholesaling.....	57	1103	22.9	0.1	4.1	2.0	2.2	4.3
Machinery and vehicle wholesaling.....	57	110301	22.9	0.1	4.1	2.0	2.2	4.3
Professional and commercial equipment wholesaling.....	57	1104	3.4	1.9	0.9	1.3	-2.7	-1.1
Professional and commercial equipment wholesaling.....	57	110401	3.4	1.9	0.9	1.3	-2.7	-1.1
Furnishings wholesaling.....	57	2	29.8	1.2	3.5	-3.5	9.7	1.6
Furnishings wholesaling.....	57	21	29.8	1.2	3.5	-3.5	9.7	1.6
Furnishings wholesaling.....	57	2101	29.8	1.2	3.5	-3.5	9.7	1.6
Furnishings wholesaling.....	57	210101	29.8	1.2	3.5	-3.5	9.7	1.6
Building materials, paint, and hardware wholesaling.....	57	3	25.7	0.7	5.4	-2.4	-1.0	0.0
Building materials, paint, and hardware wholesaling.....	57	31	25.7	0.7	5.4	-2.4	-1.0	0.0
Building materials, paint, and hardware wholesaling.....	57	3101	25.7	0.7	5.4	-2.4	-1.0	0.0
Building materials, paint, and hardware wholesaling.....	57	310101	25.7	0.7	5.4	-2.4	-1.0	0.0
Metals, minerals, and ores wholesaling.....	57	4	21.2	-0.6	-4.5	-6.3	4.0	-0.9
Metals, minerals, and ores wholesaling.....	57	41	21.2	-0.6	-4.5	-6.3	4.0	-0.9
Metals, minerals, and ores wholesaling.....	57	4101	21.2	-0.6	-4.5	-6.3	4.0	-0.9
Metals, minerals, and ores wholesaling.....	57	410101	21.2	-0.6	-4.5	-6.3	4.0	-0.9
Chemicals and allied products wholesaling.....	57	5	4.5	-3.2	0.5	-2.5	3.0	-4.1
Chemicals and allied products wholesaling.....	57	51	4.5	-3.2	0.5	-2.5	3.0	-4.1
Chemicals and allied products wholesaling.....	57	5101	4.5	-3.2	0.5	-2.5	3.0	-4.1
Chemicals and allied products wholesaling.....	57	510101	4.5	-3.2	0.5	-2.5	3.0	-4.1
Paper and plastics products wholesaling.....	57	6	22.6	3.1	2.1	3.5	-2.4	2.4
Paper and plastics products wholesaling.....	57	61	22.6	3.1	2.1	3.5	-2.4	2.4
Paper and plastics products wholesaling.....	57	6101	22.6	3.1	2.1	3.5	-2.4	2.4
Paper and plastics products wholesaling.....	57	610101	22.6	3.1	2.1	3.5	-2.4	2.4
Apparel wholesaling.....	57	7	-5.2	2.7	-2.0	1.6	-2.4	0.4
Apparel wholesaling.....	57	71	-5.2	2.7	-2.0	1.6	-2.4	0.4
Apparel wholesaling.....	57	7101	-5.2	2.7	-2.0	1.6	-2.4	0.4
Apparel wholesaling.....	57	710101	-5.2	2.7	-2.0	1.6	-2.4	0.4
Food and alcohol wholesaling.....	57	8	5.0	1.7	3.0	-2.1	1.5	0.1

See footnotes at end of table.

Table 7. Producer price index percentage changes for commodity and service groupings and individual items, not seasonally adjusted — Continued
[January 2022]

Title	Commodity code		Unadjusted 12-month percent change ¹	Unadjusted 1-month percent change ¹				
	Group code	Item code		Jan. 2021 to Jan. 2022 ^P	Aug. to Sept.	Sept. to Oct. ^P	Oct. to Nov. ^P	Nov. to Dec. ^P
Food and alcohol wholesaling.....	57	81	5.0	1.7	3.0	-2.1	1.5	0.1
Food wholesaling.....	57	8101	4.4	1.8	3.9	-3.0	1.6	0.0
Food wholesaling.....	57	810101	4.4	1.8	3.9	-3.0	1.6	0.0
Alcohol wholesaling.....	57	8102	7.5	1.1	-0.4	1.8	1.4	0.3
Alcohol wholesaling.....	57	810201	7.5	1.1	-0.4	1.8	1.4	0.3
Other commodities wholesaling.....	57	9	8.6	-7.3	-2.0	1.6	-1.8	1.6
Other commodities wholesaling.....	57	91	8.6	-7.3	-2.0	1.6	-1.8	1.6
Other commodities wholesaling.....	57	9101	8.6	-7.3	-2.0	1.6	-1.8	1.6
Other commodities wholesaling.....	57	910101	8.6	-7.3	-2.0	1.6	-1.8	1.6
Retail trade services.....	58	—	14.7	1.5	0.7	0.6	1.3	0.1
Food and alcohol retailing.....	58	1	6.7	1.0	0.9	0.8	0.0	1.6
Food and alcohol retailing.....	58	11	6.7	1.0	0.9	0.8	0.0	1.6
Food retailing.....	58	1102	6.4	0.6	0.8	0.8	0.0	1.4
Food retailing.....	58	110201	6.4	0.6	0.8	0.8	0.0	1.4
Alcohol retailing.....	58	1103	8.4	3.4	1.6	0.3	-0.2	2.6
Alcohol retailing.....	58	110301	8.4	3.4	1.6	0.3	-0.2	2.6
Health and beauty care retailing, including optical goods.....	58	2	5.1	-0.1	0.0	0.8	2.9	0.9
Health and beauty care retailing, including optical goods.....	58	21	5.1	-0.1	0.0	0.8	2.9	0.9
Health and beauty care retailing, including optical goods.....	58	2101	5.1	-0.1	0.0	0.8	2.9	0.9
Health and beauty care retailing, including optical goods.....	58	210101	5.1	-0.1	0.0	0.8	2.9	0.9
Apparel, jewelry, footwear, and accessories retailing.....	58	3	22.1	6.0	3.4	0.2	-1.7	-0.2
Apparel, jewelry, footwear, and accessories retailing.....	58	31	22.1	6.0	3.4	0.2	-1.7	-0.2
Apparel, footwear, and accessories retailing.....	58	3101	27.0	7.6	4.2	1.0	-2.2	-0.8
Apparel, footwear, and accessories retailing.....	58	310101	27.0	7.6	4.2	1.0	-2.2	-0.8
Jewelry retailing.....	58	3102	0.7	-1.8	-0.8	-3.8	1.3	2.7
Jewelry retailing.....	58	310201	0.7	-1.8	-0.8	-3.8	1.3	2.7
Computer hardware, software, and supplies retailing.....	58	4	-2.3	0.9	2.5	-0.9	0.4	-2.4
Computer hardware, software, and supplies retailing.....	58	41	-2.3	0.9	2.5	-0.9	0.4	-2.4
Computer hardware, software, and supplies retailing.....	58	4101	-2.3	0.9	2.5	-0.9	0.4	-2.4
Computer hardware, software, and supplies retailing.....	58	410101	-2.3	0.9	2.5	-0.9	0.4	-2.4
TV, video, and photographic equipment and supplies retailing.....	58	5	22.7	-6.2	-8.5	-8.8	-0.6	5.9
TV, video, and photographic equipment and supplies retailing.....	58	51	22.7	-6.2	-8.5	-8.8	-0.6	5.9
TV, video, and photographic equipment and supplies retailing.....	58	5101	22.7	-6.2	-8.5	-8.8	-0.6	5.9
TV, video, and photographic equipment and supplies retailing.....	58	510101	22.7	-6.2	-8.5	-8.8	-0.6	5.9
Automobiles and automobile parts retailing.....	58	6	70.6	5.2	4.5	3.3	1.2	-2.8
Automobiles and automobile parts retailing.....	58	61	70.6	5.2	4.5	3.3	1.2	-2.8
Automobile retailing (Partial).....	58	6101	126.1	6.5	5.8	4.7	1.3	-3.9
Automobile retailing (Partial).....	58	610101	126.1	6.5	5.8	4.7	1.3	-3.9
Automotive parts, including tires, retailing.....	58	6102	8.9	2.2	1.7	0.1	1.1	-0.4
Automotive parts, including tires, retailing.....	58	610201	8.9	2.2	1.7	0.1	1.1	-0.4
RVs, trailers, and campers retailing.....	58	8	56.0	-7.5	16.0	-3.6	5.2	0.6
RVs, trailers, and campers retailing.....	58	81	56.0	-7.5	16.0	-3.6	5.2	0.6
RVs, trailers, and campers retailing.....	58	8101	56.0	-7.5	16.0	-3.6	5.2	0.6
RVs, trailers, and campers retailing.....	58	810101	56.0	-7.5	16.0	-3.6	5.2	0.6
Sporting goods, including boats, retailing.....	58	9	5.8	-4.6	1.6	0.4	-1.2	1.6
Sporting goods, including boats, retailing.....	58	91	5.8	-4.6	1.6	0.4	-1.2	1.6
Sporting goods, including boats, retailing.....	58	9101	5.8	-4.6	1.6	0.4	-1.2	1.6
Sporting goods, including boats, retailing.....	58	910101	5.8	-4.6	1.6	0.4	-1.2	1.6
Lawn, garden, and farm equipment and supplies retailing.....	58	A	15.7	1.4	3.4	3.4	1.0	-0.3
Lawn, garden, and farm equipment and supplies retailing.....	58	A1	15.7	1.4	3.4	3.4	1.0	-0.3
Lawn, garden, and farm equipment and supplies retailing.....	58	A101	15.7	1.4	3.4	3.4	1.0	-0.3
Lawn, garden, and farm equipment and supplies retailing.....	58	A10101	15.7	1.4	3.4	3.4	1.0	-0.3
Furniture retailing.....	58	B	17.4	0.8	0.0	1.7	4.0	1.4
Furniture retailing.....	58	B1	17.4	0.8	0.0	1.7	4.0	1.4
Furniture retailing.....	58	B101	17.4	0.8	0.0	1.7	4.0	1.4
Furniture retailing.....	58	B10101	17.4	0.8	0.0	1.7	4.0	1.4
Flooring and floor coverings retailing.....	58	C	33.6	-1.9	7.2	-1.8	2.9	17.1

See footnotes at end of table.

Table 7. Producer price index percentage changes for commodity and service groupings and individual items, not seasonally adjusted — Continued
[January 2022]

Title	Commodity code		Unadjusted 12-month percent change ¹	Unadjusted 1-month percent change ¹				
	Group code	Item code		Jan. 2021 to Jan. 2022 ^P	Aug. to Sept.	Sept. to Oct. ^P	Oct. to Nov. ^P	Nov. to Dec. ^P
Flooring and floor coverings retailing.....	58	C1	33.6	-1.9	7.2	-1.8	2.9	17.1
Flooring and floor coverings retailing.....	58	C101	33.6	-1.9	7.2	-1.8	2.9	17.1
Flooring and floor coverings retailing.....	58	C10101	33.6	-1.9	7.2	-1.8	2.9	17.1
Hardware and building materials and supplies retailing.....	58	D	5.7	-3.8	-0.8	-6.5	2.4	4.3
Hardware and building materials and supplies retailing.....	58	D1	5.7	-3.8	-0.8	-6.5	2.4	4.3
Hardware and building materials and supplies retailing.....	58	D101	5.7	-3.8	-0.8	-6.5	2.4	4.3
Hardware and building materials and supplies retailing.....	58	D10101	5.7	-3.8	-0.8	-6.5	2.4	4.3
Major household appliance retailing.....	58	E	1.7	-3.3	-2.9	2.2	1.8	0.8
Major household appliance retailing.....	58	E1	1.7	-3.3	-2.9	2.2	1.8	0.8
Major household appliance retailing.....	58	E101	1.7	-3.3	-2.9	2.2	1.8	0.8
Major household appliance retailing.....	58	E10101	1.7	-3.3	-2.9	2.2	1.8	0.8
Fuels and lubricants retailing.....	58	F	12.2	4.1	-6.2	7.0	12.5	-9.5
Fuels and lubricants retailing.....	58	F1	12.2	4.1	-6.2	7.0	12.5	-9.5
Automotive fuels and lubricants retailing.....	58	F101	13.2	5.4	-7.3	8.1	12.2	-9.9
Automotive fuels and lubricants retailing.....	58	F10101	13.2	5.4	-7.3	8.1	12.2	-9.9
Household fuels retailing.....	58	F102	3.7	-6.7	4.6	-2.9	15.4	-5.4
Household fuels retailing.....	58	F10201	3.7	-6.7	4.6	-2.9	15.4	-5.4
Cleaning supplies and paper products retailing.....	58	G	34.9	4.6	-5.2	5.8	-1.5	3.8
Cleaning supplies and paper products retailing.....	58	G1	34.9	4.6	-5.2	5.8	-1.5	3.8
Cleaning supplies and paper products retailing.....	58	G101	34.9	4.6	-5.2	5.8	-1.5	3.8
Cleaning supplies and paper products retailing.....	58	G10101	34.9	4.6	-5.2	5.8	-1.5	3.8
Book retailing.....	58	H	-5.2	1.1	0.1	0.2	-6.9	0.6
Book retailing.....	58	H1	-5.2	1.1	0.1	0.2	-6.9	0.6
Book retailing.....	58	H101	-5.2	1.1	0.1	0.2	-6.9	0.6
Book retailing.....	58	H10101	-5.2	1.1	0.1	0.2	-6.9	0.6
Other merchandise retailing (partial).....	58	I	4.8	0.9	-0.1	-1.2	-2.7	2.0
Other merchandise retailing (partial).....	58	I1	4.8	0.9	-0.1	-1.2	-2.7	2.0
Other merchandise retailing (partial).....	58	I101	4.8	0.9	-0.1	-1.2	-2.7	2.0
Other merchandise retailing (partial).....	58	I10101	4.8	0.9	-0.1	-1.2	-2.7	2.0
Metal treatment services.....	59	—	8.1	0.5	2.7	0.8	1.1	-1.3
Metal treatment services.....	59	1	8.1	0.5	2.7	0.8	1.1	-1.3
Metal treatment services.....	59	11	8.1	0.5	2.7	0.8	1.1	-1.3
Metal plating and polishing.....	59	1101	3.7	0.1	-0.2	0.1	2.4	0.0
Metal plating and polishing.....	59	110111	3.7	0.1	-0.2	0.1	2.4	0.0
Metal coating and allied services.....	59	1102	11.8	0.0	5.4	1.5	0.6	-2.5
Metal coating and allied services.....	59	110222	11.8	0.0	5.4	1.5	0.6	-2.5
Metal heat treating.....	59	1103	6.0	1.8	0.5	0.0	0.6	0.0
Metal heat treating.....	59	110349	6.0	1.8	0.5	0.0	0.6	0.0
Mining services.....	60	—	10.6	0.4	0.9	0.1	1.1	3.0
Mining services.....	60	1	10.6	0.4	0.9	0.1	1.1	3.0
Mining services.....	60	11	10.6	0.4	0.9	0.1	1.1	3.0
Metal mining services.....	60	1101	5.7	-0.7	0.0	0.0	0.0	0.0
Metal mining services.....	60	110101	5.7	-0.7	0.0	0.0	0.0	0.0
Support activities for coal mining.....	60	1102	3.6	0.8	0.5	0.0	0.5	0.8
Support activities for coal mining.....	60	110201	3.6	0.8	0.5	0.0	0.5	0.8
Drilling oil and gas wells services.....	60	1103	16.5	0.4	0.3	1.2	2.9	4.6
Drilling oil and gas wells services.....	60	110301	16.5	0.4	0.3	1.2	2.9	4.6
Support activities for oil and gas operations.....	60	1104	9.1	0.5	1.2	-0.3	0.6	2.7
Support activities for oil and gas operations.....	60	110401	9.1	0.5	1.2	-0.3	0.6	2.7
Nonmetallic minerals mining services.....	60	1105	0.0	0.0	0.0	0.0	0.0	0.0
Nonmetallic minerals mining services.....	60	110501	0.0	0.0	0.0	0.0	0.0	0.0
Contract work on textile products, apparel, and leather.....	61	—	4.5	0.3	0.3	0.9	0.2	1.3
Contract work on textile products and apparel.....	61	1	4.6	0.3	0.3	0.9	0.2	1.3
Contract work on textile products and apparel.....	61	11	4.6	0.3	0.3	0.9	0.2	1.3
Contract work on textile products.....	61	1102	8.2	0.7	0.7	0.1	0.4	3.0
Commission finishing of broadwoven fabrics.....	61	110201	7.1	0.5	0.0	0.1	0.3	3.4
Commission finishing of cotton broadwoven fabrics.....	61	1102011	12.4	0.0	0.1	0.0	0.1	7.3

See footnotes at end of table.

Table 7. Producer price index percentage changes for commodity and service groupings and individual items, not seasonally adjusted — Continued
 [January 2022]

Title	Commodity code		Unadjusted 12-month percent change ¹	Unadjusted 1-month percent change ¹				
	Group code	Item code		Jan. 2021 to Jan. 2022 ^p	Aug. to Sept.	Sept. to Oct. ^p	Oct. to Nov. ^p	Nov. to Dec. ^p
Other commission finishing of broadwoven fabrics (excl. cotton & wool).....	61	1102012	2.7	1.0	0.0	0.1	0.5	0.0
Commission knit or knit & finishing of weft & warp knit fabric.....	61	110204	15.4	1.8	5.1	0.3	1.1	0.0
Contract work on apparel.....	61	1103	1.5	0.0	0.0	1.4	0.0	0.0
Contract work on women's, girls' and infants' apparel.....	61	11031	0.1	0.0	0.0	0.0	0.0	0.0
Contract work on women's, girls', and infants' nontailored coats, jackets, & other outerwear.....	61	110313	-	0.0	0.0	0.0	0.0	-
Contract work on women's/girls'/infants' skirts, tailored suits/coats, underwear/nightwear, etc.....	61	110314	-	-	-	-	-	-
Contract work on men's and boys' (including unisex) apparel.....	61	11032	3.7	0.0	0.0	3.5	0.0	0.0
Contract work on men's and boys' pants, work apparel, and other outerwear.....	61	110321	5.0	0.0	0.0	5.0	0.0	0.0
Contract work on men's and boys' shirts, tailored suits/coats/jackets, & underwear/nightwear.....	61	110323	0.0	0.0	0.0	0.0	0.0	0.0
Contract & commission receipts for tanning or finishing leather owned by others.....	61	2	0.9	0.0	0.0	0.0	0.0	0.0
Contract & commission receipts for tanning or finishing leather owned by others.....	61	21	0.9	0.0	0.0	0.0	0.0	0.0
Contract and commission receipts for tanning or finishing leather owned by others.....	61	2101	0.9	0.0	0.0	0.0	0.0	0.0
Contract and commission receipts for tanning or finishing leather owned by others.....	61	210101	0.9	0.0	0.0	0.0	0.0	0.0
Construction (partial).....	80	-	15.1	0.5	4.8	0.4	0.3	3.1
New nonresidential building construction.....	80	1	16.5	0.1	6.4	0.3	0.3	3.8
New nonresidential building construction.....	80	11	16.5	0.1	6.4	0.3	0.3	3.8
New warehouse building construction.....	80	1101	27.8	0.0	13.0	-0.3	0.1	6.3
New warehouse building construction.....	80	110101	27.8	0.0	13.0	-0.3	0.1	6.3
New school building construction.....	80	1102	12.3	0.1	5.3	0.1	0.0	2.9
New school building construction.....	80	110201	12.3	0.1	5.3	0.1	0.0	2.9
New office building construction.....	80	1103	17.0	0.1	5.6	0.3	0.7	4.1
New office building construction.....	80	110301	17.0	0.1	5.6	0.3	0.7	4.1
New industrial building construction.....	80	1104	18.2	0.2	7.7	0.5	0.4	4.3
New industrial building construction.....	80	110401	18.2	0.2	7.7	0.5	0.4	4.3
New health care building construction.....	80	1105	14.6	0.3	4.9	0.9	0.1	2.9
New health care building construction.....	80	110501	14.6	0.3	4.9	0.9	0.1	2.9
Maintenance and repair of nonresidential buildings (partial).....	80	2	11.4	1.4	0.4	0.5	0.3	1.2
Maintenance and repair of nonresidential buildings (partial).....	80	21	11.4	1.4	0.4	0.5	0.3	1.2
Maintenance and repair of nonresidential buildings (partial).....	80	2101	11.4	1.4	0.4	0.5	0.3	1.2
Maintenance and repair of nonresidential buildings (partial).....	80	210101	11.4	1.4	0.4	0.5	0.3	1.2

¹ All indexes are subject to revision for 4 months after their originally scheduled publication to incorporate late reports and corrections by survey respondents.

² Due to incomplete coverage of the services sector, some services indexes in this table reflect only a portion of their wherever-provided output. These indexes are flagged using the term "partial" at the end of their titles. For more information regarding wherever-provided services indexes, go to <https://www.bls.gov/ppi/wepnotice.htm>. This webpage includes methodology documentation, a table identifying missing coverage areas for those indexes with incomplete coverage, and a concordance table between wherever-provided services indexes and Census product codes.

^p Preliminary

"-" Data not available.

Table 8. Producer price indexes and percentage changes for selected commodity and service groupings and individual items, seasonally adjusted
 [January 2022, Index base 1982=100, unless otherwise indicated]

Title	Commodity code		Other index base	Seasonally adjusted index ¹					Seasonally adjusted 1-month percent change ¹		
	Group code	Item code		Sept. 2021	Oct. 2021 ^P	Nov. 2021 ^P	Dec. 2021 ^P	Jan. 2022 ^P	Oct. to Nov. ^P	Nov. to Dec. ^P	Dec. to Jan. ^P
Goods											
Fruits & melons, fresh/dry vegs. & nuts.....	01	1		-	-	-	-	-	-	-	-
Fresh fruits and melons.....	01	11		-	-	-	-	-	-	-	-
Citrus fruits.....	01	1101		277.404	293.987	290.581	288.902	316.597	-1.2	-0.6	9.6
Other fruits and berries.....	01	1102		124.268	124.534	151.014	134.136	137.954	21.3	-11.2	2.8
Melons.....			12/91	-	-	-	-	-	-	-	-
Fresh and dry vegetables.....	01	13		-	-	-	-	-	-	-	-
Dry vegetables.....	01	1301		307.632	315.381	306.688	296.784	284.677	-2.8	-3.2	-4.1
Fresh vegetables, except potatoes.....	01	1302		-	-	-	-	-	-	-	-
Sweet potatoes.....	01	1303		150.605	152.605	156.100	156.641	154.849	2.3	0.3	-1.1
Potatoes.....	01	1306	12/11	130.766	135.263	137.359	139.707	140.786	1.5	1.7	0.8
Tree nuts.....				-	-	-	-	-	-	-	-
Tree nuts.....				-	-	-	-	-	-	-	-
Grains.....	01	2		240.537	229.832	240.210	247.992	248.927	4.5	3.2	0.4
Wheat.....	01	21		-	-	-	-	-	-	-	-
Wheat.....	01	2101		-	-	-	-	-	-	-	-
Other grains.....	01	22		249.208	232.516	241.857	249.922	253.705	4.0	3.3	1.5
Barley.....	01	2201		296.556	309.675	331.603	350.606	346.468	7.1	5.7	-1.2
Corn.....	01	2202		243.785	226.516	235.222	242.750	246.579	3.8	3.2	1.6
Oats.....	01	2203		-	-	-	-	-	-	-	-
Rye.....	01	2204		-	-	-	-	-	-	-	-
Sorghum.....	01	2205	12/91	-	-	-	-	-	-	-	-
Rough rice.....			12/91	-	-	-	-	-	-	-	-
Rough rice.....			12/91	-	-	-	-	-	-	-	-
Livestock.....	01	3		182.671	173.571	174.271	180.145	176.694	0.4	3.4	-1.9
Slaughter cattle.....	01	31		192.291	190.746	193.724	199.325	196.556	1.6	2.9	-1.4
Slaughter steers and heifers.....	01	3101		199.358	197.946	199.830	205.025	201.921	1.0	2.6	-1.5
Slaughter cows and bulls.....	01	3102		147.747	151.695	151.710	158.864	157.354	0.0	4.7	-1.0
Slaughter vealers.....	01	3103		81.631	82.269	82.778	83.337	83.238	0.6	0.7	-0.1
Slaughter hogs.....	01	32		125.615	112.690	108.693	108.619	101.034	-3.5	-0.1	-7.0
Slaughter barrows and gilts.....	01	3201		123.655	111.552	107.222	107.261	100.542	-3.9	0.0	-6.3
Slaughter sows.....	01	3202		-	-	-	-	-	-	-	-
Slaughter lambs.....	01	33		483.681	465.434	490.826	498.809	501.782	5.5	1.6	0.6
Slaughter lambs.....	01	3301		483.681	465.434	490.826	498.809	501.782	5.5	1.6	0.6
Feeder and replacement cattle.....			09/21	-	-	-	-	-	-	-	-
Feeder and replacement cattle.....			09/21	-	-	-	-	-	-	-	-
Slaughter poultry.....	01	4		323.672	309.163	298.569	329.246	335.454	-3.4	10.3	1.9
Slaughter chickens.....	01	41		338.107	321.958	311.634	348.343	354.071	-3.2	11.8	1.6
Broilers and other meat type chickens.....	01	4102		342.812	326.438	315.970	353.191	358.998	-3.2	11.8	1.6
Slaughter turkeys.....	01	42		281.149	270.975	257.712	268.317	277.404	-4.9	4.1	3.4
Slaughter turkeys.....	01	4201		281.149	270.975	257.712	268.317	277.404	-4.9	4.1	3.4
Slaughter ducks.....	01	43	12/91	-	-	-	-	-	-	-	-
Slaughter ducks.....	01	4301	12/91	-	-	-	-	-	-	-	-
Raw cotton.....	01	5		-	-	-	-	-	-	-	-
Raw cotton.....	01	51		-	-	-	-	-	-	-	-
Raw cotton.....	01	5101		-	-	-	-	-	-	-	-
Raw milk.....	01	6		139.075	143.134	146.664	157.572	150.820	2.5	7.4	-4.3
Raw milk.....	01	61		139.637	143.712	147.258	158.209	151.430	2.5	7.4	-4.3
Raw milk.....	01	6101		139.637	143.712	147.258	158.209	151.430	2.5	7.4	-4.3
Chicken eggs.....	01	7		-	-	-	-	-	-	-	-
Chicken eggs.....	01	71		-	-	-	-	-	-	-	-
Eggs for fresh use.....	01	7107	12/91	-	-	-	-	-	-	-	-
Breaker stock and checks and undergrades.....	01	7108	12/91	-	-	-	-	-	-	-	-
Hay, hayseeds, and oilseeds.....	01	8		283.865	267.821	264.830	265.621	288.489	-1.1	0.3	8.6
Hay and hayseeds.....	01	81		-	-	-	-	-	-	-	-
Hay and hayseeds.....	01	8101		-	-	-	-	-	-	-	-
Oilseeds.....	01	83		253.884	238.855	235.035	236.054	256.477	-1.6	0.4	8.7
Oilseeds.....	01	8301		253.884	238.855	235.035	236.054	256.477	-1.6	0.4	8.7
Cereal and bakery products.....	02	1		274.789	277.741	280.315	281.886	285.035	0.9	0.6	1.1
Bakery products.....	02	11		-	-	-	-	-	-	-	-
Bread (white, wheat, rye, etc.), including frozen.....			06/06	-	-	-	-	-	-	-	-
Rolls (bread-type), muffins, bagels, and croissants.....	02	1105		-	-	-	-	-	-	-	-
Other sweet goods, excluding frozen.....				-	-	-	-	-	-	-	-
Soft cakes, excluding frozen.....	02	1108		-	-	-	-	-	-	-	-

See footnotes at end of table.

Table 8. Producer price indexes and percentage changes for selected commodity and service groupings and individual items, seasonally adjusted — Continued
 [January 2022, Index base 1982=100, unless otherwise indicated]

Title	Commodity code		Other index base	Seasonally adjusted index ¹					Seasonally adjusted 1-month percent change ¹		
	Group code	Item code		Sept. 2021	Oct. 2021 ^P	Nov. 2021 ^P	Dec. 2021 ^P	Jan. 2022 ^P	Oct. to Nov. ^P	Nov. to Dec. ^P	Dec. to Jan. ^P
Pies (fruit, cream, and custard), excluding frozen.....				-	-	-	-	-	-	-	-
Cookies, crackers, and related products.....	02	1121		-	-	-	-	-	-	-	-
Retail bakery products.....	02	1130	06/14	130.004	130.668	134.599	136.307	138.344	3.0	1.3	1.5
Flour and flour base mixes and doughs.....	02	12		-	-	-	-	-	-	-	-
Wheat flour.....	02	1203		-	-	-	-	-	-	-	-
Flour base mixes and doughs.....	02	1204		-	-	-	-	-	-	-	-
Milled rice and byproducts.....	02	13		-	-	-	-	-	-	-	-
Head rice.....	02	1301		-	-	-	-	-	-	-	-
Milled rice (incl second heads, screenings, brewers, bran, sharps, rice flour, and byproducts).....	02	1302	06/84	-	-	-	-	-	-	-	-
Cereal and pasta products.....	02	14		254.061	258.636	258.467	260.438	262.348	-0.1	0.8	0.7
Dry macaroni, spaghetti, and egg noodle products, made from purchased flour.....	02	1402	06/85	-	-	-	-	-	-	-	-
Cereal and mill products, other than flour.....	02	1409	06/85	245.413	250.482	249.306	248.838	249.435	-0.5	-0.2	0.2
Meats, poultry, and fish.....	02	2		246.315	238.498	237.759	235.242	236.765	-0.3	-1.1	0.6
Meats.....	02	21		247.900	233.360	233.532	226.970	231.973	0.1	-2.8	2.2
Beef and veal products, fresh or frozen.....	02	2101		319.987	287.083	291.252	277.797	295.759	1.5	-4.6	6.5
Lamb/mutton, fresh or frozen, not canned or made into sausage, made in slaughtering plants.....	02	2103		-	-	-	-	-	-	-	-
Pork products, fresh, frozen, or processed, except sausage.....	02	2104		176.796	169.548	167.302	164.013	158.562	-1.3	-2.0	-3.3
Other meats, fresh, frozen, or canned.....	02	2105		210.962	212.855	210.595	209.762	209.251	-1.1	-0.4	-0.2
Processed poultry.....	02	22		196.826	196.345	193.151	197.313	202.121	-1.6	2.2	2.4
Young chickens, including bulk, chilled, frozen, whole, and in parts.....	02	2203		219.083	215.931	214.548	215.773	215.134	-0.6	0.6	-0.3
Turkeys, including frozen, whole, and in parts.....	02	2206		201.527	202.854	207.238	211.819	220.517	2.2	2.2	4.1
Canned, cooked, smoked or prepared poultry.....	02	2208		-	-	-	-	-	-	-	-
Chicken hens and other poultry/small game.....			12/90	-	-	-	-	-	-	-	-
Unprocessed and prepared seafood.....	02	23		438.414	471.160	475.581	481.227	415.502	0.9	1.2	-13.7
Unprocessed finfish.....	02	2301		-	-	-	-	-	-	-	-
Canned seafood (including soups, stews, and chowders).....				-	-	-	-	-	-	-	-
Unprocessed shellfish.....	02	2305	12/91	290.374	285.993	294.113	291.046	298.068	2.8	-1.0	2.4
Prepared fresh and frozen seafood.....			12/11	-	-	-	-	-	-	-	-
Dairy products.....	02	3		205.146	207.381	209.236	213.952	223.581	0.9	2.3	4.5
Fluid milk products.....	02	31		240.947	244.353	248.648	252.108	261.224	1.8	1.4	3.6
Packaged fluid milk and related products.....	02	3103	12/82	249.236	252.204	256.601	258.479	268.958	1.7	0.7	4.1
Cottage cheese.....	02	3104	12/82	-	-	-	-	-	-	-	-
Other milk products.....	02	3105	12/82	207.939	209.139	209.921	210.393	213.184	0.4	0.2	1.3
Bulk fluid milk and cream.....	02	3106	12/91	171.107	176.586	182.738	191.206	201.592	3.5	4.6	5.4
Butter.....	02	32		-	-	-	-	-	-	-	-
Butter.....	02	3201		-	-	-	-	-	-	-	-
Natural, processed, and imitation cheese.....	02	33		165.675	168.067	166.089	172.178	180.261	-1.2	3.7	4.7
Natural cheese, except cottage cheese.....	02	3302		157.652	159.126	158.783	165.378	172.736	-0.2	4.2	4.4
Processed cheese and related products.....	02	3303		166.245	172.310	163.260	166.177	176.343	-5.3	1.8	6.1
Cheese substitutes and imitations.....			06/88	-	-	-	-	-	-	-	-
Raw liquid whey.....			12/04	-	-	-	-	-	-	-	-
Ice cream and frozen desserts.....	02	34		-	-	-	-	-	-	-	-
Ice cream and frozen desserts.....			06/83	-	-	-	-	-	-	-	-
Dry, condensed, and evaporated milk products.....	02	35		-	-	-	-	-	-	-	-
Dry milk products, including feed grade.....	02	3502	12/83	-	-	-	-	-	-	-	-
Liquid milk products.....			12/83	-	-	-	-	-	-	-	-
Ice cream mixes and related products.....			06/02	-	-	-	-	-	-	-	-
Processed fruits and vegetables.....	02	4		-	-	-	-	-	-	-	-
Canned fruits and juices.....	02	41		-	-	-	-	-	-	-	-
Canned fruits, excluding baby foods.....	02	4101		-	-	-	-	-	-	-	-
Canned and fresh fruit juices, nectars, and concentrates.....	02	4102		-	-	-	-	-	-	-	-
Frozen fruits, juices and ades.....	02	42		-	-	-	-	-	-	-	-
Frozen fruits.....	02	4202		-	-	-	-	-	-	-	-
Canned vegetables and juices.....	02	44		-	-	-	-	-	-	-	-
Canned vegetables and juices.....	02	4401		-	-	-	-	-	-	-	-
Frozen vegetables.....	02	45		-	-	-	-	-	-	-	-
Frozen potato products (French-fried, patties, puffs, etc.).....	02	4502	12/90	209.277	209.999	210.859	210.511	211.791	0.4	-0.2	0.6
Frozen vegetables, other than potato products.....	02	4505	12/90	-	-	-	-	-	-	-	-
Dried and dehydrated food.....			12/03	-	-	-	-	-	-	-	-
Dried and dehydrated food.....			12/03	-	-	-	-	-	-	-	-
Sugar and confectionery.....	02	5		-	-	-	-	-	-	-	-
Raw cane sugar and sugar cane mill products and byproducts.....				-	-	-	-	-	-	-	-
Raw cane sugar and sugarcane mill products and byproducts.....	02	5201		-	-	-	-	-	-	-	-
Refined sugar products and byproducts.....				-	-	-	-	-	-	-	-
Refined sugar products and byproducts.....			12/02	-	-	-	-	-	-	-	-

See footnotes at end of table.

Table 8. Producer price indexes and percentage changes for selected commodity and service groupings and individual items, seasonally adjusted — Continued
 [January 2022, Index base 1982=100, unless otherwise indicated]

Title	Commodity code		Other index base	Seasonally adjusted index ¹					Seasonally adjusted 1-month percent change ¹		
	Group code	Item code		Sept. 2021	Oct. 2021 ^P	Nov. 2021 ^P	Dec. 2021 ^P	Jan. 2022 ^P	Oct. to Nov. ^P	Nov. to Dec. ^P	Dec. to Jan. ^P
Confectionery materials.....	02	54		-	-	-	-	-	-	-	-
Confectionery materials.....	02	5401		-	-	-	-	-	-	-	-
Confectionery end products.....	02	55		-	-	-	-	-	-	-	-
Candy and nuts.....			06/83	-	-	-	-	-	-	-	-
Beverages and beverage materials.....	02	6		217.205	219.350	219.783	220.307	223.435	0.2	0.2	1.4
Alcoholic beverages.....	02	61		201.188	202.860	202.769	202.901	202.658	0.0	0.1	-0.1
Malt beverages.....	02	6101		214.251	215.492	215.817	215.515	216.305	0.2	-0.1	0.4
Distilled and bottled liquor, excluding brandy.....	02	6102		185.976	186.849	186.249	187.435	184.765	-0.3	0.6	-1.4
Wines, brandy, and brandy spirits.....			12/83	-	-	-	-	-	-	-	-
Soft drinks.....	02	62		-	-	-	-	-	-	-	-
Soft drinks, non-carbonated and bottled water.....				-	-	-	-	-	-	-	-
Soft drinks, bottle/can, carbonated, all types.....			12/11	-	-	-	-	-	-	-	-
Packaged beverage materials.....	02	63		-	-	-	-	-	-	-	-
Coffee (whole bean, ground, & instant).....	02	6301		-	-	-	-	-	-	-	-
Tea in consumer packages, exc. canned ice tea.....	02	6303		-	-	-	-	-	-	-	-
Other beverage materials.....	02	64		267.941	273.522	277.162	279.163	282.282	1.3	0.7	1.1
Other beverage materials.....	02	6401		267.941	273.522	277.162	279.163	282.282	1.3	0.7	1.1
Fats and oils.....	02	7		-	-	-	-	-	-	-	-
Shortening, cooking oil, and margarine.....	02	78		-	-	-	-	-	-	-	-
Shortening, cooking oil, and margarine.....	02	7801		-	-	-	-	-	-	-	-
Other oilseed processing.....	02	7A	12/04	-	-	-	-	-	-	-	-
Other oilseed processing.....	02	7A01	12/04	-	-	-	-	-	-	-	-
Corn oil, crude and refined.....			01/16	-	-	-	-	-	-	-	-
Corn oil, made by wet milling.....			01/16	-	-	-	-	-	-	-	-
Miscellaneous processed foods.....	02	8		-	-	-	-	-	-	-	-
Canned jams, jellies, and preserves.....	02	81		-	-	-	-	-	-	-	-
Canned jams, jellies, and preserves.....				-	-	-	-	-	-	-	-
Pickles and other pickled products, including horseradish.....	02	82		-	-	-	-	-	-	-	-
Pickles and other pickled products.....	02	8201		-	-	-	-	-	-	-	-
Processed eggs, liquid, dried, or frozen.....	02	83		-	-	-	-	-	-	-	-
Processed eggs (dried, frozen, or liquid).....	02	8301		-	-	-	-	-	-	-	-
Specialty canning.....	02	84		-	-	-	-	-	-	-	-
Specialty canning.....	02	8401		-	-	-	-	-	-	-	-
Frozen specialty food.....	02	85		-	-	-	-	-	-	-	-
Frozen specialty food.....	02	8501		-	-	-	-	-	-	-	-
Prepared sauces, except tomato.....				-	-	-	-	-	-	-	-
Prepared sauces, excluding tomato-based sauces and sauces comprised of 20 percent or more meat.....				-	-	-	-	-	-	-	-
Other miscellaneous processed foods.....				-	-	-	-	-	-	-	-
Other miscellaneous processed foods.....				-	-	-	-	-	-	-	-
Prepared animal feeds.....	02	9		-	-	-	-	-	-	-	-
Soybean cake, meal, and other byproducts.....	02	92		-	-	-	-	-	-	-	-
Soybean cake, meal, and byproducts.....	02	9201		-	-	-	-	-	-	-	-
Formula feeds.....	02	93		261.011	260.111	261.038	262.799	268.091	0.4	0.7	2.0
Formula feeds.....	02	9301		261.011	260.111	261.038	262.799	268.091	0.4	0.7	2.0
Miscellaneous feedstuffs.....	02	94		301.831	302.579	300.568	297.025	304.388	-0.7	-1.2	2.5
Pet food.....	02	9402		-	-	-	-	-	-	-	-
Miscellaneous feedstuffs other than pet food.....	02	9403		302.652	307.103	300.048	288.403	296.063	-2.3	-3.9	2.7
Synthetic fibers.....	03	1		-	-	-	-	-	-	-	-
Unprocessed filament yarns.....	03	15		-	-	-	-	-	-	-	-
Noncellulosic fibers.....				-	-	-	-	-	-	-	-
Processed yarns and threads.....	03	2		-	-	-	-	-	-	-	-
Yarns.....	03	26		-	-	-	-	-	-	-	-
Spun cotton yarns.....	03	2601		135.335	147.449	158.709	159.704	160.259	7.6	0.6	0.3
Spun synthetic yarns.....				-	-	-	-	-	-	-	-
Textured and twisted yarns.....	03	2604	12/88	-	-	-	-	-	-	-	-
Other spun noncellulosic and natural fiber (excluding cotton and wool) yarns.....	03	2607	06/08	-	-	-	-	-	-	-	-
Thread.....	03	27		-	-	-	-	-	-	-	-
Thread.....			12/00	-	-	-	-	-	-	-	-
Greige fabrics.....	03	3		-	-	-	-	-	-	-	-
Greige broadwoven fabrics.....	03	37		-	-	-	-	-	-	-	-
Greige manmade, silk, and other natural fiber (exc cotton/wool) broadwoven fabrics.....	03	3703		-	-	-	-	-	-	-	-
Greige knit fabrics.....	03	38		-	-	-	-	-	-	-	-
Weft (circular) knit fabrics, greige goods (excluding hosiery).....	03	3803		-	-	-	-	-	-	-	-
Warp knit fabrics, greige goods (excluding hosiery).....	03	3804		-	-	-	-	-	-	-	-

See footnotes at end of table.

Table 8. Producer price indexes and percentage changes for selected commodity and service groupings and individual items, seasonally adjusted — Continued
 [January 2022, Index base 1982=100, unless otherwise indicated]

Title	Commodity code		Other index base	Seasonally adjusted index ¹					Seasonally adjusted 1-month percent change ¹		
	Group code	Item code		Sept. 2021	Oct. 2021 ^P	Nov. 2021 ^P	Dec. 2021 ^P	Jan. 2022 ^P	Oct. to Nov. ^P	Nov. to Dec. ^P	Dec. to Jan. ^P
Tire cord and tire fabric.....	03	39	06/84	-	-	-	-	-	-	-	-
Tire cord and tire fabrics.....	03	3901	06/84	-	-	-	-	-	-	-	-
Finished fabrics.....	03	4		-	-	-	-	-	-	-	-
Finished broadwoven fabrics.....	03	42		-	-	-	-	-	-	-	-
Finished cotton broadwoven fabrics.....	03	4201		-	-	-	-	-	-	-	-
Finished manmade, silk, and other natural fiber (exc. cotton and wool) broadwoven fabrics.....	03	4203		-	-	-	-	-	-	-	-
Woven and braided narrow fabrics.....	03	44		-	-	-	-	-	-	-	-
Woven and braided narrow fabrics.....	03	4402	06/84	-	-	-	-	-	-	-	-
Nonwoven fabrics and felts.....	03	45		-	-	-	-	-	-	-	-
Nonwoven fabrics and felts.....	03	4503		-	-	-	-	-	-	-	-
Coated fabrics, not rubberized.....	03	46	06/85	-	-	-	-	-	-	-	-
Coated fabrics, not rubberized.....	03	4601	06/85	-	-	-	-	-	-	-	-
Screen printed textile materials, embroideries, and lace goods.....			06/85	-	-	-	-	-	-	-	-
Screen printed textile and apparel materials and embroideries.....			06/85	-	-	-	-	-	-	-	-
Knit fabrics, finished in knitting mills.....			12/03	-	-	-	-	-	-	-	-
Weft (circular) knit fabrics, knit and finished in the same establishment (excluding hosiery).....			12/03	-	-	-	-	-	-	-	-
Warp knit goods, knit and finished in the same establishment.....			12/03	-	-	-	-	-	-	-	-
Apparel & other fabricated textile prods.....	03	8		-	-	-	-	-	-	-	-
Apparel.....	03	81		-	-	-	-	-	-	-	-
Miscellaneous apparel and accessories.....			12/83	-	-	-	-	-	-	-	-
Women's, girls', and infants' cut and sew apparel.....			12/03	-	-	-	-	-	-	-	-
Men's and boys' cut and sew apparel.....			12/03	-	-	-	-	-	-	-	-
Apparel made in knitting mills.....			12/03	-	-	-	-	-	-	-	-
Textile house furnishings.....	03	82		-	-	-	-	-	-	-	-
Textile house furnishings.....	03	8203	06/83	-	-	-	-	-	-	-	-
Industrial and other fabricated products.....				-	-	-	-	-	-	-	-
Industrial and other fabricated products.....	03	8303		-	-	-	-	-	-	-	-
Miscellaneous textile products/services.....	03	9	06/85	-	-	-	-	-	-	-	-
Miscellaneous textile products/services.....			09/18	-	-	-	-	-	-	-	-
Miscellaneous textile products/services.....			09/18	-	-	-	-	-	-	-	-
Hides and skins, incl. cattle.....	04	1		175.800	155.221	137.025	127.230	120.996	-11.7	-7.1	-4.9
Hides and skins, incl. cattle.....	04	19	06/01	80.485	71.064	62.733	58.248	55.395	-11.7	-7.1	-4.9
Hides, skins, and pelts, made in slaughtering plants.....	04	1901	06/01	80.485	71.064	62.733	58.248	55.395	-11.7	-7.1	-4.9
Leather.....	04	2		236.855	219.364	204.149	203.446	196.026	-6.9	-0.3	-3.6
Finished and unfinished leather.....	04	27	12/97	129.844	120.256	111.915	111.529	107.462	-6.9	-0.3	-3.6
Finished and unfinished leather.....	04	2701	12/97	129.844	120.256	111.915	111.529	107.462	-6.9	-0.3	-3.6
Footwear.....	04	3		216.304	218.534	223.392	224.907	225.186	2.2	0.7	0.1
Men's nonathletic footwear.....	04	31		245.033	245.092	252.016	253.324	253.459	2.8	0.5	0.1
Men's footwear (size 6 and larger), excluding athletic.....	04	3105	12/93	170.794	170.918	175.738	176.657	176.932	2.8	0.5	0.2
Women's nonathletic footwear.....	04	32		-	-	-	-	-	-	-	-
Women's footwear (size 4 and larger), excluding athletic.....	04	3205	12/93	-	-	-	-	-	-	-	-
Other footwear including slippers.....	04	39	12/02	-	-	-	-	-	-	-	-
Other leather and related products.....	04	4		-	-	-	-	-	-	-	-
Luggage and small leather goods.....	04	41		-	-	-	-	-	-	-	-
Luggage and small leather goods.....	04	4101		-	-	-	-	-	-	-	-
Leather and leather-like goods, n.e.c.....	04	45	06/85	-	-	-	-	-	-	-	-
Leather and leather-like goods, n.e.c.....	04	4501	06/85	-	-	-	-	-	-	-	-
Coal.....	05	1		192.796	189.239	190.449	190.004	218.802	0.6	-0.2	15.2
Anthracite.....	05	11		201.295	200.778	206.211	211.977	211.351	2.7	2.8	-0.3
Prepared anthracite shipped.....	05	1101		237.724	237.112	244.593	251.417	250.374	3.2	2.8	-0.4
Bituminous coal and lignite.....	05	12		192.593	189.018	190.199	189.712	218.688	0.6	-0.3	15.3
Unprepared bituminous coal and lignite.....	05	1208		-	-	-	-	-	-	-	-
Prepared bituminous coal and lignite.....	05	1209	12/01	214.470	209.249	211.929	209.353	247.040	1.3	-1.2	18.0
Gas fuels.....				-	-	-	-	-	-	-	-
Natural gas.....				-	-	-	-	-	-	-	-
Natural gas.....				-	-	-	-	-	-	-	-
Liquefied petroleum gas.....	05	32		-	-	-	-	-	-	-	-
Liquefied petroleum gas.....				-	-	-	-	-	-	-	-
Electric power.....	05	4		225.057	227.068	229.993	229.299	231.357	1.3	-0.3	0.9
Residential electric power.....	05	41	12/90	190.144	191.527	192.690	193.975	194.873	0.6	0.7	0.5
Residential electric power.....	05	4121	12/90	190.144	191.527	192.690	193.975	194.873	0.6	0.7	0.5
Commercial electric power.....	05	42		213.593	213.890	218.266	215.784	217.511	2.0	-1.1	0.8
Commercial electric power.....	05	4221	12/90	186.997	187.168	191.061	188.858	190.381	2.1	-1.2	0.8

See footnotes at end of table.

Table 8. Producer price indexes and percentage changes for selected commodity and service groupings and individual items, seasonally adjusted — Continued
 [January 2022, Index base 1982=100, unless otherwise indicated]

Title	Commodity code		Other index base	Seasonally adjusted index ¹					Seasonally adjusted 1-month percent change ¹		
	Group code	Item code		Sept. 2021	Oct. 2021 ^P	Nov. 2021 ^P	Dec. 2021 ^P	Jan. 2022 ^P	Oct. to Nov. ^P	Nov. to Dec. ^P	Dec. to Jan. ^P
Industrial electric power.....	05	43		253.307	258.683	261.715	259.543	266.206	1.2	-0.8	2.6
Industrial electric power.....	05	4321	12/90	212.986	217.542	220.061	218.223	223.840	1.2	-0.8	2.6
Transportation electric power.....	05	46	12/10	116.069	120.470	120.878	121.534	125.425	0.3	0.5	3.2
Transportation electric power.....	05	4621	12/10	116.069	120.470	120.878	121.534	125.425	0.3	0.5	3.2
Utility natural gas.....	05	5	12/90	244.195	268.683	299.115	287.832	282.736	11.3	-3.8	-1.8
Residential natural gas.....	05	51	12/90	249.447	258.726	260.238	260.859	262.036	0.6	0.2	0.5
Residential natural gas.....	05	5121	12/90	249.447	258.726	260.238	260.859	262.036	0.6	0.2	0.5
Commercial natural gas.....	05	52	12/90	243.860	259.793	261.300	257.964	258.707	0.6	-1.3	0.3
Commercial natural gas.....	05	5221	12/90	243.860	259.793	261.300	257.964	258.707	0.6	-1.3	0.3
Industrial natural gas.....	05	53	12/90	198.279	218.970	223.789	217.910	211.620	2.2	-2.6	-2.9
Industrial natural gas.....	05	5321	12/90	198.279	218.970	223.789	217.910	211.620	2.2	-2.6	-2.9
Natural gas to electric power.....	05	54	12/90	208.528	248.223	316.571	291.480	278.950	27.5	-7.9	-4.3
Natural gas to electric power.....	05	5421	12/90	208.528	248.223	316.571	291.480	278.950	27.5	-7.9	-4.3
Crude petroleum (domestic production).....	05	6		-	-	-	-	-	-	-	-
Crude petroleum (domestic production).....	05	61		-	-	-	-	-	-	-	-
Crude petroleum (domestic production).....	05	6101		-	-	-	-	-	-	-	-
Petroleum products, refined.....	05	7		255.587	277.508	278.616	270.082	284.306	0.4	-3.1	5.3
Gasoline.....	05	71		237.064	253.106	260.541	255.318	260.260	2.9	-2.0	1.9
Unleaded premium gasoline.....	05	7103		252.308	263.949	275.475	272.343	279.762	4.4	-1.1	2.7
Unleaded regular gasoline.....	05	7104		232.893	249.864	256.438	251.557	255.440	2.6	-1.9	1.5
Unleaded mid-premium gasoline.....	05	7105	12/87	391.064	414.715	432.656	421.088	420.220	4.3	-2.7	-0.2
Kerosene and jet fuels.....	05	72		-	-	-	-	-	-	-	-
Kerosene.....	05	7202		-	-	-	-	-	-	-	-
Jet fuel.....	05	7203		-	-	-	-	-	-	-	-
Light fuel oils.....	05	73		305.292	340.877	330.092	319.722	349.481	-3.2	-3.1	9.3
Home heating oil and distillates.....	05	7302		205.423	230.616	223.756	216.003	231.854	-3.0	-3.5	7.3
No. 2 diesel fuel.....	05	7303		326.706	364.659	353.077	342.060	374.332	-3.2	-3.1	9.4
Residual fuels (heavy fuel oils, incl. #5, #6, & other residual fuels).....	05	74		-	-	-	-	-	-	-	-
Residual fuels (heavy fuel oils, incl. #5, #6, & other residual fuels).....	05	7407	06/85	-	-	-	-	-	-	-	-
Finished lubricants.....				-	-	-	-	-	-	-	-
Lubricating and similar oils.....	05	7604	06/85	-	-	-	-	-	-	-	-
Lubricating oil base stocks.....			06/09	-	-	-	-	-	-	-	-
Lubricating oil base stocks.....			06/09	-	-	-	-	-	-	-	-
Asphalt and other petroleum and coal products, n.e.c.....	05	8	12/84	346.637	365.184	389.832	410.905	406.395	6.7	5.4	-1.1
Asphalt and other petroleum and coal products, n.e.c.....	05	81	12/84	346.637	365.184	389.832	410.905	406.395	6.7	5.4	-1.1
Asphalt.....	05	8102	06/85	233.035	245.433	272.432	277.884	254.327	11.0	2.0	-8.5
Other petroleum and coal products, including coke oven products, n.e.c.....			12/84	-	-	-	-	-	-	-	-
Industrial chemicals.....	06	1		328.971	334.711	342.064	336.962	331.592	2.2	-1.5	-1.6
Basic inorganic chemicals.....	06	13		-	-	-	-	-	-	-	-
Inorganic chemicals, other than alkalies and chlorine.....	06	1302		-	-	-	-	-	-	-	-
Alkalies and chlorine, including natural sodium carbonate and sulfate.....	06	1303		-	-	-	-	-	-	-	-
Basic organic chemicals.....	06	14		334.477	340.923	348.932	342.636	334.677	2.3	-1.8	-2.3
Primary basic organic chemicals.....				-	-	-	-	-	-	-	-
Cyclic intermediate chemicals and dyes.....				-	-	-	-	-	-	-	-
Other basic organics.....	06	1403		287.953	291.962	305.609	310.959	301.192	4.7	1.8	-3.1
Paints and allied products.....	06	2		-	-	-	-	-	-	-	-
Prepared paint.....	06	21		-	-	-	-	-	-	-	-
Architectural coatings.....	06	2101		-	-	-	-	-	-	-	-
OEM finishes excluding marine coatings.....			06/83	-	-	-	-	-	-	-	-
Special purpose coatings, incl. marine, industrial & construction coatings.....	06	2103	06/83	-	-	-	-	-	-	-	-
Paint materials.....	06	22		-	-	-	-	-	-	-	-
Paint colors.....				-	-	-	-	-	-	-	-
Kaolin and ball clay.....	06	2204		-	-	-	-	-	-	-	-
Allied and miscellaneous paint products.....	06	23	06/83	373.537	379.409	384.597	388.393	409.810	1.4	1.0	5.5
Allied and miscellaneous paint products.....	06	2301	06/83	373.537	379.409	384.597	388.393	409.810	1.4	1.0	5.5
Drugs and pharmaceuticals.....	06	3		631.656	632.707	633.620	637.856	637.935	0.1	0.7	0.0
Medicinal and botanical chemicals, drugs, and other products.....	06	31		-	-	-	-	-	-	-	-
Medicinal and botanical chemicals, drugs, and other products.....			06/82	-	-	-	-	-	-	-	-
Biological products, including diagnostics.....	06	37		299.270	299.629	300.186	308.515	308.547	0.2	2.8	0.0
Biological products, excluding diagnostic, for veterinary, industrial, and all other misc. uses.....	06	3717	12/04	-	-	-	-	-	-	-	-
Diagnostics.....			06/09	-	-	-	-	-	-	-	-
Biological products, excluding diagnostic, for human use.....	06	3719	06/09	148.933	149.502	149.729	149.968	149.447	0.2	0.2	-0.3
Pharmaceutical preparations.....	06	38	06/01	277.829	278.358	278.782	279.194	278.823	0.2	0.1	-0.1
Pharmaceuticals affecting neoplasms, the endocrine system, & metabolic diseases.....	06	3801	06/01	306.534	307.151	307.683	308.251	308.795	0.2	0.2	0.2

See footnotes at end of table.

Table 8. Producer price indexes and percentage changes for selected commodity and service groupings and individual items, seasonally adjusted — Continued
 [January 2022, Index base 1982=100, unless otherwise indicated]

Title	Commodity code		Other index base	Seasonally adjusted index ¹					Seasonally adjusted 1-month percent change ¹		
	Group code	Item code		Sept. 2021	Oct. 2021 ^P	Nov. 2021 ^P	Dec. 2021 ^P	Jan. 2022 ^P	Oct. to Nov. ^P	Nov. to Dec. ^P	Dec. to Jan. ^P
Pharmaceuticals acting on the central nervous system and the sense organs.....	06	3802	06/01	318.042	319.518	319.897	320.736	318.669	0.1	0.3	-0.6
Pharmaceuticals acting on the cardiovascular system.....	06	3803	06/01	425.858	424.681	426.099	427.353	419.321	0.3	0.3	-1.9
Pharmaceuticals acting on the respiratory system.....	06	3804	06/01	230.346	230.965	231.387	231.446	231.317	0.2	0.0	-0.1
Pharmaceuticals acting on the digestive or the genito-urinary systems.....			06/01	-	-	-	-	-	-	-	-
Pharmaceuticals acting on the skin.....			06/01	-	-	-	-	-	-	-	-
Vitamin, nutrient, and hematonic preparations.....			06/01	-	-	-	-	-	-	-	-
Pharmaceuticals affecting parasitic and infective diseases.....	06	3808	06/01	269.409	269.639	269.912	270.249	269.431	0.1	0.1	-0.3
Fats and oils, inedible.....	06	4		-	-	-	-	-	-	-	-
Fats and oils, inedible.....	06	41		-	-	-	-	-	-	-	-
Fats and oils, inedible.....	06	4101		-	-	-	-	-	-	-	-
Agricultural chemicals and chemical products.....	06	5		292.067	302.211	313.472	327.733	338.016	3.7	4.5	3.1
Mixed fertilizers.....	06	51		-	-	-	-	-	-	-	-
Mixed fertilizers.....	06	5105	06/86	-	-	-	-	-	-	-	-
Fertilizer materials.....	06	52		351.368	376.467	410.320	442.469	451.306	9.0	7.8	2.0
Nitrogenates.....	06	5201		374.827	422.203	470.204	523.779	550.082	11.4	11.4	5.0
Phosphates.....	06	5202		333.456	344.615	362.857	380.326	-	5.3	4.8	-
Other agricultural chemicals.....	06	53		-	-	-	-	-	-	-	-
Other agricultural chemicals.....	06	5301		-	-	-	-	-	-	-	-
Plastic resins and materials.....	06	6		323.138	321.391	321.422	317.245	307.507	0.0	-1.3	-3.1
Thermoplastic resins and plastics materials.....	06	62		336.101	333.187	332.991	327.618	315.235	-0.1	-1.6	-3.8
Thermoplastic resins and plastics materials.....	06	6212	12/03	233.555	231.530	231.394	227.660	219.056	-0.1	-1.6	-3.8
Thermosetting resins and plastics materials.....	06	63		-	-	-	-	-	-	-	-
Thermosetting resins and plastics materials.....			12/98	-	-	-	-	-	-	-	-
Other chemicals and allied products.....	06	7		-	-	-	-	-	-	-	-
Soaps and detergents.....				-	-	-	-	-	-	-	-
Soaps and other detergents.....			06/83	-	-	-	-	-	-	-	-
Polish and other sanitation goods.....			06/83	-	-	-	-	-	-	-	-
Polish and other sanitation goods.....			06/83	-	-	-	-	-	-	-	-
Cosmetics and other toilet preparations.....	06	75		-	-	-	-	-	-	-	-
Shaving preparations.....	06	7502		-	-	-	-	-	-	-	-
Perfumes, toilet waters, and colognes.....	06	7503		-	-	-	-	-	-	-	-
Hair preparations (including shampoos).....	06	7504		-	-	-	-	-	-	-	-
Toothpastes, denture cleaners, and mouthwashes.....				-	-	-	-	-	-	-	-
Creams, lotions, and oils, excluding shaving, hair, and deodorant.....			06/99	-	-	-	-	-	-	-	-
Other cosmetics and toilet preparations.....			06/99	-	-	-	-	-	-	-	-
Misc. chemical prod. and preparations.....	06	79		-	-	-	-	-	-	-	-
Explosives, propellants, and blasting accessories.....	06	7902		239.478	240.742	240.867	243.034	248.312	0.1	0.9	2.2
Industrial gases.....				-	-	-	-	-	-	-	-
Adhesives and sealants.....	06	7904	12/83	-	-	-	-	-	-	-	-
Surface active agents.....			12/83	-	-	-	-	-	-	-	-
Gum and wood chemicals, including wood distillation products.....			06/84	-	-	-	-	-	-	-	-
Other miscellaneous chemical products.....	06	7909		-	-	-	-	-	-	-	-
Rubber and rubber products.....	07	1		-	-	-	-	-	-	-	-
Synthetic rubber, inc. styrene-butadiene rubber (SBR) and ethylene propylene.....	07	11		-	-	-	-	-	-	-	-
Synthetic rubber.....	07	1102		-	-	-	-	-	-	-	-
Tires, tubes, tread, & repair materials.....	07	12		-	-	-	-	-	-	-	-
Tires.....				-	-	-	-	-	-	-	-
Tread rubber, tire sundries, and repair materials.....				-	-	-	-	-	-	-	-
Miscellaneous rubber products.....	07	13		-	-	-	-	-	-	-	-
Rubber and plastics footwear, including athletic footwear.....	07	1301		-	-	-	-	-	-	-	-
Rubber and plastic belts and belting.....	07	1303		-	-	-	-	-	-	-	-
Rubber and plastics hose.....	07	1304		-	-	-	-	-	-	-	-
Miscellaneous rubber products, n.e.c.....	07	1306	06/83	-	-	-	-	-	-	-	-
Plastic products.....	07	2		-	-	-	-	-	-	-	-
Plastic construction products.....	07	21		-	-	-	-	-	-	-	-
Plastic construction products.....	07	2106		-	-	-	-	-	-	-	-
Unsupported plastic film, sheet and other shapes.....	07	22		-	-	-	-	-	-	-	-
Unsupported plastic film, sheet and other shapes.....	07	2205	12/82	-	-	-	-	-	-	-	-
Laminated plastic sheets, rods, and tubes.....	07	23		-	-	-	-	-	-	-	-
Laminated plastics plates, sheet (excluding packaging), and shapes.....	07	2304		-	-	-	-	-	-	-	-
Parts for manufacturing from plastics.....				-	-	-	-	-	-	-	-
Parts for transportation equipment.....				-	-	-	-	-	-	-	-
Other parts and components for manufacturing.....				-	-	-	-	-	-	-	-
Foam components for furniture.....	07	2603	12/82	-	-	-	-	-	-	-	-
Other plastic products.....			12/82	-	-	-	-	-	-	-	-

See footnotes at end of table.

Table 8. Producer price indexes and percentage changes for selected commodity and service groupings and individual items, seasonally adjusted — Continued
 [January 2022, Index base 1982=100, unless otherwise indicated]

Title	Commodity code		Other index base	Seasonally adjusted index ¹					Seasonally adjusted 1-month percent change ¹		
	Group code	Item code		Sept. 2021	Oct. 2021 ^P	Nov. 2021 ^P	Dec. 2021 ^P	Jan. 2022 ^P	Oct. to Nov. ^P	Nov. to Dec. ^P	Dec. to Jan. ^P
Other plastic products.....			12/82	-	-	-	-	-	-	-	-
Plastic packaging products.....			12/06	-	-	-	-	-	-	-	-
Plastic packaging products.....			12/06	-	-	-	-	-	-	-	-
Consumer, institutional, and commercial products, n.e.c.....			12/06	-	-	-	-	-	-	-	-
All other consumer, institutional, and commercial products.....			12/06	-	-	-	-	-	-	-	-
Recyclable plastics.....			12/11	-	-	-	-	-	-	-	-
Recyclable plastics.....			12/11	-	-	-	-	-	-	-	-
Lumber.....	08	1		277.381	291.309	304.048	346.896	408.109	4.4	14.1	17.6
Softwood lumber.....	08	11		277.061	296.347	316.940	384.431	481.936	6.9	21.3	25.4
Softwood cut stock and dimension.....	08	1105		303.037	322.069	324.177	353.929	423.122	0.7	9.2	19.5
Softwood lumber, not edge worked.....	08	1106	12/03	138.701	150.616	163.919	205.995	267.461	8.8	25.7	29.8
Softwood lumber, made from purchased lumber.....			12/03	-	-	-	-	-	-	-	-
Hardwood lumber.....	08	12		-	-	-	-	-	-	-	-
Hardwood cut stock and dimension.....	08	1203		-	-	-	-	-	-	-	-
Hardwood flooring.....			06/84	-	-	-	-	-	-	-	-
Hardwood lumber, not edge worked.....	08	1205	12/03	-	-	-	-	-	-	-	-
Millwork.....	08	2		328.345	327.890	330.719	338.074	354.658	0.9	2.2	4.9
General millwork.....	08	21		294.510	296.509	299.001	301.608	308.866	0.8	0.9	2.4
General millwork.....	08	2101		294.510	296.509	299.001	301.608	308.866	0.8	0.9	2.4
Prefabricated structural members.....	08	22		-	-	-	-	-	-	-	-
Prefabricated structural members.....	08	2201		-	-	-	-	-	-	-	-
Plywood.....	08	3		-	-	-	-	-	-	-	-
Softwood veneer and plywood.....	08	31		-	-	-	-	-	-	-	-
Softwood veneer and plywood.....				-	-	-	-	-	-	-	-
Hardwood veneer and plywood.....			12/05	-	-	-	-	-	-	-	-
Hardwood veneer and plywood.....			12/05	-	-	-	-	-	-	-	-
Other wood products.....	08	4		219.116	216.887	212.229	212.933	220.950	-2.1	0.3	3.8
Wood pallets and pallet containers, wood and metal combination.....	08	41		-	-	-	-	-	-	-	-
Wood pallets and pallet containers.....	08	4101		-	-	-	-	-	-	-	-
Wood boxes.....	08	42		-	-	-	-	-	-	-	-
Wood boxes.....	08	4201		-	-	-	-	-	-	-	-
Miscellaneous wood products.....	08	49		138.497	139.365	136.241	136.644	138.722	-2.2	0.3	1.5
Wood ties, siding, shingles, and shakes, and contract sawing of logs owned by others.....			12/03	-	-	-	-	-	-	-	-
Sawn wood fence stock, wood lath, and contract resawing and planing.....			12/03	-	-	-	-	-	-	-	-
All other miscellaneous wood products.....	08	4909	06/84	224.832	226.202	220.265	221.101	224.910	-2.6	0.4	1.7
Logs, bolts, timber, pulpwood and wood chips.....	08	5		-	-	-	-	-	-	-	-
Logs, bolts, timber, pulpwood and wood chips.....	08	51		-	-	-	-	-	-	-	-
Logs, bolts, timber, pulpwood and wood chips.....	08	5105	12/11	-	-	-	-	-	-	-	-
Prefabricated wood buildings & components.....	08	6	12/84	336.892	340.526	346.605	354.211	358.889	1.8	2.2	1.3
Prefabricated wood buildings & components.....	08	61	12/84	336.892	340.526	346.605	354.211	358.889	1.8	2.2	1.3
Prefabricated wood buildings and components.....	08	6101	12/84	336.892	340.526	346.605	354.211	358.889	1.8	2.2	1.3
Treated wood and contract wood preserving.....	08	7	06/85	-	-	-	-	-	-	-	-
Treated wood and contract wood preserving.....	08	71	06/85	-	-	-	-	-	-	-	-
Treated wood.....	08	7101	06/85	-	-	-	-	-	-	-	-
Contract wood preservation.....	08	7102	06/85	-	-	-	-	-	-	-	-
Pulp, paper, and prod., ex. bldg. paper.....	09	1		-	-	-	-	-	-	-	-
Wood pulp.....	09	11		-	-	-	-	-	-	-	-
Wood pulp.....	09	1105	06/06	-	-	-	-	-	-	-	-
Recyclable paper.....	09	12		-	-	-	-	-	-	-	-
News and other low grade recyclable paper.....	09	1201		-	-	-	-	-	-	-	-
Corrugated recyclable paper.....	09	1203		-	-	-	-	-	-	-	-
High grade recyclable paper (including pulp substitutes and deinking).....	09	1207	12/86	-	-	-	-	-	-	-	-
Paper.....	09	13		-	-	-	-	-	-	-	-
Writing and printing papers.....	09	1301		-	-	-	-	-	-	-	-
Newsprint.....				-	-	-	-	-	-	-	-
Packaging and industrial converting paper.....	09	1303		-	-	-	-	-	-	-	-
All other coated and processed papers.....			12/82	-	-	-	-	-	-	-	-
Paperboard.....	09	14		-	-	-	-	-	-	-	-
Corrugated paperboard in sheets and rolls, lined and unlined.....	09	1405		-	-	-	-	-	-	-	-
Paperboard, excluding corrugated paperboard.....	09	1411	12/82	-	-	-	-	-	-	-	-
Converted paper and paperboard products.....	09	15		-	-	-	-	-	-	-	-
Sanitary paper products, including stock.....	09	1501		-	-	-	-	-	-	-	-
Paper, plastic, and foil bags.....	09	1502		-	-	-	-	-	-	-	-
Paper boxes and containers.....	09	1503		-	-	-	-	-	-	-	-

See footnotes at end of table.

Table 8. Producer price indexes and percentage changes for selected commodity and service groupings and individual items, seasonally adjusted — Continued
 [January 2022, Index base 1982=100, unless otherwise indicated]

Title	Commodity code		Other index base	Seasonally adjusted index ¹					Seasonally adjusted 1-month percent change ¹		
	Group code	Item code		Sept. 2021	Oct. 2021 ^P	Nov. 2021 ^P	Dec. 2021 ^P	Jan. 2022 ^P	Oct. to Nov. ^P	Nov. to Dec. ^P	Dec. to Jan. ^P
Other corrugated and solid fiber products, including containers, pallets, pads, etc.....	09	1504		-	-	-	-	-	-	-	-
Office supplies and accessories.....	09	1506		-	-	-	-	-	-	-	-
Fiber cans, tubes, and similar fiber products.....	09	1507		-	-	-	-	-	-	-	-
Molded pulp goods, including egg cartons, florists pots, food trays, etc.....			06/85	-	-	-	-	-	-	-	-
Miscellaneous converted paper and paperboard products.....	09	1509	12/84	-	-	-	-	-	-	-	-
Pressure-sensitive products.....			12/82	-	-	-	-	-	-	-	-
Pressure-sensitive products.....			12/82	-	-	-	-	-	-	-	-
Building paper & building board mill prods.....	09	2		-	-	-	-	-	-	-	-
Hardboard, particleboard & fiberboard prods.....	09	22		-	-	-	-	-	-	-	-
Particleboard and fiberboard.....				-	-	-	-	-	-	-	-
Hardboard products.....			06/84	-	-	-	-	-	-	-	-
Publications, printed matter and printing material.....			06/09	-	-	-	-	-	-	-	-
Books printing.....	09	44	12/83	-	-	-	-	-	-	-	-
Books printing.....	09	4401	12/83	-	-	-	-	-	-	-	-
Manifold business forms printing.....			12/83	-	-	-	-	-	-	-	-
Manifold business forms printing.....			12/83	-	-	-	-	-	-	-	-
Commercial printing.....	09	47	06/82	-	-	-	-	-	-	-	-
Magazine and periodical printing.....	09	4701	06/82	-	-	-	-	-	-	-	-
Label and wrapper printing for packaging.....			06/82	-	-	-	-	-	-	-	-
Catalog and directory printing.....	09	4703	06/82	-	-	-	-	-	-	-	-
Advertising printing.....	09	4705	06/82	-	-	-	-	-	-	-	-
Other general job printing.....	09	4706	06/82	-	-	-	-	-	-	-	-
Other commercial printing, incl. screen, engraving, digital, & general job exc. labels/wrappers.....			12/88	-	-	-	-	-	-	-	-
Blankbooks, binders, and bookbinding work.....	09	48	06/85	-	-	-	-	-	-	-	-
Tradebinding and related work.....	09	4802	12/85	-	-	-	-	-	-	-	-
Services for the printing trade.....	09	49	06/85	-	-	-	-	-	-	-	-
Prepress services, including platemaking.....	09	4905	12/03	-	-	-	-	-	-	-	-
Iron and steel.....	10	1		408.305	426.970	447.846	440.199	420.787	4.9	-1.7	-4.4
Iron ores.....	10	11		188.015	189.273	192.373	191.567	192.080	1.6	-0.4	0.3
Iron ores.....	10	1105	12/97	197.479	198.762	201.942	200.930	201.646	1.6	-0.5	0.4
Iron and steel scrap.....	10	12		-	-	-	-	-	-	-	-
Carbon steel scrap.....	10	1211	12/86	-	-	-	-	-	-	-	-
Stainless and other alloy steel scrap.....	10	1212	12/86	593.558	619.947	652.792	640.146	626.699	5.3	-1.9	-2.1
Cast iron scrap.....			12/86	-	-	-	-	-	-	-	-
Other ferrous scrap.....	10	1215	06/06	-	-	-	-	-	-	-	-
Foundry and forge shop products.....	10	15		-	-	-	-	-	-	-	-
Pressure and soil pipe & fittings, cast iron.....	10	1502		-	-	-	-	-	-	-	-
Other gray and ductile iron castings.....	10	1504		-	-	-	-	-	-	-	-
Steel investment castings.....	10	1506		-	-	-	-	-	-	-	-
Carbon steel castings, except investment.....	10	1507		-	-	-	-	-	-	-	-
High alloy steel castings, excluding investment.....	10	1508		-	-	-	-	-	-	-	-
Other alloy steel castings, except investment.....	10	1509		-	-	-	-	-	-	-	-
Other forge shop products.....	10	1513	06/82	-	-	-	-	-	-	-	-
Steel mill products.....	10	17		-	-	-	-	-	-	-	-
Semifinished steel mill products.....	10	1702	06/82	-	-	-	-	-	-	-	-
Hot rolled steel sheet and strip, including tin mill products.....	10	1703	06/82	-	-	-	-	-	-	-	-
Hot rolled steel bars, plates, and structural shapes.....	10	1704	06/82	287.834	295.416	302.865	308.100	318.833	2.5	1.7	3.5
Steel wire.....	10	1705	06/82	-	-	-	-	-	-	-	-
Steel pipe and tube.....	10	1706	06/82	-	-	-	-	-	-	-	-
Cold rolled steel sheet and strip.....	10	1707	06/82	-	-	-	-	-	-	-	-
Cold finished steel bars and bar shapes.....	10	1708	06/82	-	-	-	-	-	-	-	-
Electrometallurgical ferroalloy products.....			12/17	-	-	-	-	-	-	-	-
Nonferrous metals.....	10	2		334.774	336.953	340.219	331.683	344.414	1.0	-2.5	3.8
Nonferrous metal ores.....			12/83	-	-	-	-	-	-	-	-
Gold ores.....			06/85	-	-	-	-	-	-	-	-
Other metal ores.....			12/03	-	-	-	-	-	-	-	-
Primary nonferrous metals.....	10	22		-	-	-	-	-	-	-	-
Primary nonferrous metals.....				-	-	-	-	-	-	-	-
Nonferrous scrap.....	10	23		524.594	527.600	528.995	501.804	522.360	0.3	-5.1	4.1
Copper base scrap.....	10	2301		-	-	-	-	-	-	-	-
Aluminum base scrap.....	10	2302		294.169	295.352	298.187	294.698	294.874	1.0	-1.2	0.1
Other nonferrous scrap (including lead, zinc and precious metals).....	10	2303		-	-	-	-	-	-	-	-
Secondary nonferrous metals.....	10	24		-	-	-	-	-	-	-	-
Secondary aluminum.....	10	2402		264.455	276.240	285.715	279.113	285.675	3.4	-2.3	2.4
Secondary copper, alloyed and unalloyed.....	10	2403		-	-	-	-	-	-	-	-

See footnotes at end of table.

Table 8. Producer price indexes and percentage changes for selected commodity and service groupings and individual items, seasonally adjusted — Continued
 [January 2022, Index base 1982=100, unless otherwise indicated]

Title	Commodity code		Other index base	Seasonally adjusted index ¹					Seasonally adjusted 1-month percent change ¹		
	Group code	Item code		Sept. 2021	Oct. 2021 ^P	Nov. 2021 ^P	Dec. 2021 ^P	Jan. 2022 ^P	Oct. to Nov. ^P	Nov. to Dec. ^P	Dec. to Jan. ^P
Secondary precious metals.....				-	-	-	-	-	-	-	-
All other miscellaneous secondary nonferrous metals, including lead.....			06/11	-	-	-	-	-	-	-	-
Nonferrous mill shapes.....	10	25		-	-	-	-	-	-	-	-
Aluminum mill shapes.....				-	-	-	-	-	-	-	-
Copper and brass mill shapes.....	10	2502		-	-	-	-	-	-	-	-
Nickel and nickel-base alloy mill shapes.....	10	2504		-	-	-	-	-	-	-	-
Titanium and titanium-base alloy mill shapes.....				-	-	-	-	-	-	-	-
Other nonferrous mill shapes.....				-	-	-	-	-	-	-	-
Nonferrous wire and cable.....	10	26		-	-	-	-	-	-	-	-
Nonferrous wire and cable.....			12/82	-	-	-	-	-	-	-	-
Nonferrous forge shop products.....	10	27	12/83	185.182	186.031	189.201	189.020	190.490	1.7	-0.1	0.8
Nonferrous forge shop products.....	10	2701	12/83	185.182	186.031	189.201	189.020	190.490	1.7	-0.1	0.8
Nonferrous foundry shop products.....	10	28		239.136	240.428	243.417	245.348	248.493	1.2	0.8	1.3
Aluminum castings.....	10	2802		205.296	206.940	208.991	211.253	214.748	1.0	1.1	1.7
Castings, nonferrous (except aluminum).....			12/11	-	-	-	-	-	-	-	-
Metal containers.....	10	3		-	-	-	-	-	-	-	-
Metal cans and can components.....	10	31		-	-	-	-	-	-	-	-
Steel cans and tinware end products.....	10	3102		-	-	-	-	-	-	-	-
Aluminum cans and can components.....	10	3103		-	-	-	-	-	-	-	-
Barrels, drums, pails and other metal containers.....	10	32		-	-	-	-	-	-	-	-
Barrels, drums, pails and other metal containers.....	10	3201		-	-	-	-	-	-	-	-
Hardware.....	10	4		-	-	-	-	-	-	-	-
Hardware, n.e.c.....	10	41		-	-	-	-	-	-	-	-
Builders' hardware.....	10	4101		-	-	-	-	-	-	-	-
Transportation equipment hardware.....				-	-	-	-	-	-	-	-
Furniture hardware.....				-	-	-	-	-	-	-	-
Other miscellaneous hardware.....			06/85	-	-	-	-	-	-	-	-
Hand and edge tools.....	10	42		-	-	-	-	-	-	-	-
Hand and edge tools.....	10	4201		-	-	-	-	-	-	-	-
Plumbing fixtures and fittings.....	10	5		297.699	299.623	300.990	305.879	311.243	0.5	1.6	1.8
Plumbing fixture fittings and trim.....	10	54		352.579	353.411	354.745	356.602	366.114	0.4	0.5	2.7
Plumbing fixtures, fittings, and trim.....	10	5402		352.545	353.270	354.586	356.495	365.593	0.4	0.5	2.6
Enameled iron & metal sanitary ware.....	10	56	12/86	-	-	-	-	-	-	-	-
Enameled iron and metal sanitary ware.....	10	5601	12/86	-	-	-	-	-	-	-	-
Heating equipment.....	10	6		-	-	-	-	-	-	-	-
Steam and hot water equipment.....	10	61		-	-	-	-	-	-	-	-
Steam and hot water equipment.....	10	6101		-	-	-	-	-	-	-	-
Furnaces and heaters, including parts.....	10	62		-	-	-	-	-	-	-	-
Furnaces and heaters, including parts.....	10	6201		-	-	-	-	-	-	-	-
Other heating equipment, non-electric, including parts.....	10	63		283.235	286.921	290.157	300.409	306.256	1.1	3.5	1.9
Other heating equipment, non-electric, including parts.....	10	6301		283.235	286.921	290.157	300.409	306.256	1.1	3.5	1.9
Domestic heating stoves.....	10	64		-	-	-	-	-	-	-	-
Domestic heating stoves.....	10	6401		-	-	-	-	-	-	-	-
Domestic water heaters.....	10	66		-	-	-	-	-	-	-	-
Domestic water heaters.....	10	6601		-	-	-	-	-	-	-	-
Fabricated structural metal products.....	10	7		324.068	332.059	342.665	350.180	352.919	3.2	2.2	0.8
Metal doors, sash, and trim.....	10	71		-	-	-	-	-	-	-	-
Metal doors and frames (except storm).....	10	7102	06/83	-	-	-	-	-	-	-	-
Metal windows (except storm sash).....			06/83	-	-	-	-	-	-	-	-
Metal molding and trim and store fronts.....			06/83	-	-	-	-	-	-	-	-
Metal combination screen, storm sash, and storm doors.....			06/83	-	-	-	-	-	-	-	-
Metal window and door screens (except combination screens) and metal weather strip.....			05/16	-	-	-	-	-	-	-	-
Metal tanks.....	10	72		-	-	-	-	-	-	-	-
Metal tanks.....	10	7201		-	-	-	-	-	-	-	-
Sheet metal products.....	10	73		-	-	-	-	-	-	-	-
Sheet metal products.....	10	7301		-	-	-	-	-	-	-	-
Structural, architectural, and pre-engineered metal products.....	10	74		329.556	340.372	349.624	358.205	357.515	2.7	2.5	-0.2
Fabricated structural metal.....	10	7405		317.487	322.241	330.551	338.090	344.565	2.6	2.3	1.9
Custom roll form products.....	10	7407		-	-	-	-	-	-	-	-
Ornamental and architectural metal work.....			12/83	-	-	-	-	-	-	-	-
Fabricated metal pipe, tube, and fittings.....			12/11	-	-	-	-	-	-	-	-
Heat exchangers and steam condensers.....				-	-	-	-	-	-	-	-
Heat exchangers and steam condensers.....	10	7501		-	-	-	-	-	-	-	-
Fabricated steel plate.....	10	76		-	-	-	-	-	-	-	-
Fabricated steel plate.....	10	7601		-	-	-	-	-	-	-	-
Stationary and marine power boilers.....	10	77		-	-	-	-	-	-	-	-

See footnotes at end of table.

Table 8. Producer price indexes and percentage changes for selected commodity and service groupings and individual items, seasonally adjusted — Continued
 [January 2022, Index base 1982=100, unless otherwise indicated]

Title	Commodity code		Other index base	Seasonally adjusted index ¹					Seasonally adjusted 1-month percent change ¹		
	Group code	Item code		Sept. 2021	Oct. 2021 ^P	Nov. 2021 ^P	Dec. 2021 ^P	Jan. 2022 ^P	Oct. to Nov. ^P	Nov. to Dec. ^P	Dec. to Jan. ^P
Steel power boilers, parts and attachments (excl. nuclear applications).....	10	7701		-	-	-	-	-	-	-	-
Prefabricated metal buildings.....	10	79		-	-	-	-	-	-	-	-
Prefabricated metal building systems (excl. farm service bldgs, residential bldgs, and parts).....	10	7901		-	-	-	-	-	-	-	-
Farm service buildings and other prefabricated and portable buildings, steel and aluminum.....	10	7902		-	-	-	-	-	-	-	-
Panels, parts, and sections for prefabricated buildings, steel and aluminum.....				-	-	-	-	-	-	-	-
Miscellaneous metal products.....	10	8		-	-	-	-	-	-	-	-
Bolts, nuts, screws, rivets, and washers.....	10	81		-	-	-	-	-	-	-	-
Externally threaded fasteners, except aircraft types.....			06/82	-	-	-	-	-	-	-	-
Internally threaded fasteners, except aircraft types.....			06/82	-	-	-	-	-	-	-	-
Nonthreaded metal fasteners, except aircraft types.....			06/82	-	-	-	-	-	-	-	-
Aircraft fasteners, except plastics (including aerospace).....			06/82	-	-	-	-	-	-	-	-
Formed products, except fasteners, made by cold-, warm-, or hot-heading processes.....			06/82	-	-	-	-	-	-	-	-
Lighting fixtures.....	10	83		-	-	-	-	-	-	-	-
Residential electric lighting fixtures, except portable.....				-	-	-	-	-	-	-	-
Commercial, institutional and industrial electric lighting fixtures.....	10	8303		-	-	-	-	-	-	-	-
Other lighting equipment.....	10	8305		-	-	-	-	-	-	-	-
Ordnance and ordnance accessories, n.e.c.....			12/85	-	-	-	-	-	-	-	-
Ordnance and ordnance accessories, n.e.c.....			12/85	-	-	-	-	-	-	-	-
Fabricated ferrous wire products.....	10	88		-	-	-	-	-	-	-	-
Ferrous wire rope, cable, forms and strand.....			06/82	-	-	-	-	-	-	-	-
Ferrous wire cloth, other woven wire products.....	10	8807		-	-	-	-	-	-	-	-
Other fabricated ferrous wire products.....	10	8809		-	-	-	-	-	-	-	-
Steel nails, staples, tacks, spikes and brads.....			06/09	-	-	-	-	-	-	-	-
Other miscellaneous metal products.....	10	89		-	-	-	-	-	-	-	-
Wire springs.....				-	-	-	-	-	-	-	-
Other metal products.....	10	8905		-	-	-	-	-	-	-	-
Metal stampings n.e.c.....			06/84	-	-	-	-	-	-	-	-
Metal foil and leaf.....			12/84	-	-	-	-	-	-	-	-
Heavy gauge springs.....	10	8909		-	-	-	-	-	-	-	-
Heavy gauge springs.....			06/04	-	-	-	-	-	-	-	-
Agricultural machinery and equipment.....	11	1		264.998	269.872	274.273	279.147	280.585	1.6	1.8	0.5
Agricultural machinery and equipment.....	11	14	12/02	165.920	168.977	171.688	174.729	175.481	1.6	1.8	0.4
Commercial turf and grounds care equipment, including parts and attachments.....	11	1401	12/02	-	-	-	-	-	-	-	-
Farm plows, harrows, rollers, pulverizers, etc., and attachments.....			12/02	-	-	-	-	-	-	-	-
Farm dairy equipment, sprayers and dusters, farm blowers, and attachments.....			12/02	-	-	-	-	-	-	-	-
Planting, seeding, and fertilizing machinery and attachments.....	11	1405	12/02	-	-	-	-	-	-	-	-
Harvesting machinery (except hay and straw) and attachments.....	11	1406	12/82	-	-	-	-	-	-	-	-
Haying machinery and attachments.....	11	1407	12/82	257.060	269.060	268.522	286.701	284.628	-0.2	6.8	-0.7
All other farm machinery and equipment, excluding parts, including attachments.....			12/02	-	-	-	-	-	-	-	-
Parts for farm machinery, for sale separately.....			12/02	-	-	-	-	-	-	-	-
Construction machinery and equipment.....	11	2		-	-	-	-	-	-	-	-
Tractors and attachments, ex. parts.....			12/99	-	-	-	-	-	-	-	-
Construction machinery for mounting (excluding parts, winches, snow clearing attachments).....			12/99	-	-	-	-	-	-	-	-
Tractor shovel loaders (skid steer, wheel, crawler, and integral design backhoes).....	11	2A04		-	-	-	-	-	-	-	-
Construction wheel and crawler tractors, dozers, self-propelled log skidders, etc.....			12/03	-	-	-	-	-	-	-	-
Power cranes, draglines, & shovels (excavators) (incl. surface mining equipment) (excl. parts).....	11	2B	12/99	-	-	-	-	-	-	-	-
Power cranes, draglines, & shovels (excavators) (incl. surface mining equip.) (excluding parts).....	11	2B05	12/99	-	-	-	-	-	-	-	-
Mixers, pavers, and related equipment (excluding parts).....	11	2C		-	-	-	-	-	-	-	-
Mixers, pavers, and related equipment (excluding parts).....	11	2C01		-	-	-	-	-	-	-	-
Off-highway, equipment, ex. parts.....			12/99	-	-	-	-	-	-	-	-
Off-highway trucks, haulers, truck-type tractor chassis, trailers, etc. (excluding parts).....	11	2D02	12/03	-	-	-	-	-	-	-	-
Graders, rollers & compactors, rough-terrain forklifts, scrapers, trenchers, etc. (excl. parts).....			12/03	-	-	-	-	-	-	-	-
Misc. construction machinery and equipment.....	11	2J	12/05	-	-	-	-	-	-	-	-
Winches, aerial work platforms, and automotive wrecker hoists, including parts and attachments.....			12/05	-	-	-	-	-	-	-	-
Other construction machinery and equipment (excluding parts).....	11	2J03	12/03	-	-	-	-	-	-	-	-
Parts for construction machinery and equipment, sold separately.....			12/99	-	-	-	-	-	-	-	-
Parts for construction machinery and equipment, sold separately.....			12/99	-	-	-	-	-	-	-	-

See footnotes at end of table.

Table 8. Producer price indexes and percentage changes for selected commodity and service groupings and individual items, seasonally adjusted — Continued
 [January 2022, Index base 1982=100, unless otherwise indicated]

Title	Commodity code		Other index base	Seasonally adjusted index ¹					Seasonally adjusted 1-month percent change ¹		
	Group code	Item code		Sept. 2021	Oct. 2021 ^P	Nov. 2021 ^P	Dec. 2021 ^P	Jan. 2022 ^P	Oct. to Nov. ^P	Nov. to Dec. ^P	Dec. to Jan. ^P
Metalworking machinery and equipment.....	11	3		209.212	211.459	212.600	214.813	216.957	0.5	1.0	1.0
Power-driven handtools, including parts and attachments.....	11	32		190.867	201.438	201.155	201.974	204.497	-0.1	0.4	1.2
Power-driven handtools, including parts and attachments.....	11	3211	12/04	129.996	137.177	136.977	137.563	139.296	-0.1	0.4	1.3
Welding machines and equipment.....	11	33		350.216	351.646	352.650	361.710	363.765	0.3	2.6	0.6
Arc welding machines, components, and accessories, excluding electrodes and stud welding equip.....	11	3301		357.321	359.444	361.753	379.554	381.532	0.6	4.9	0.5
Resistance welders, components, accessories, and electrodes.....				-	-	-	-	-	-	-	-
Gas welding and cutting equipment, parts, attachments, and accessories.....	11	3304		-	-	-	-	-	-	-	-
Other welding equipment, components, and accessories (excluding arc, resistance, and gas).....			12/00	-	-	-	-	-	-	-	-
Industrial process furnaces and ovens.....	11	34		-	-	-	-	-	-	-	-
Industrial process furnaces and ovens, except parts and attachments.....	11	3407	12/04	-	-	-	-	-	-	-	-
Parts and attachments for industrial process furnaces and ovens.....			06/11	-	-	-	-	-	-	-	-
Cutting tools and accessories.....	11	35		202.517	204.151	205.430	206.778	209.220	0.6	0.7	1.2
Small cutting tools.....	11	3501		-	-	-	-	-	-	-	-
Precision measuring tools.....	11	3502		-	-	-	-	-	-	-	-
Other machine tool attachments and accessories.....	11	3505	06/83	222.431	224.750	231.956	233.420	238.364	3.2	0.6	2.1
Abrasive products.....	11	36		-	-	-	-	-	-	-	-
Nonmetallic sized grains, powders, and flour abrasives (incl. graded only)...				-	-	-	-	-	-	-	-
Nonmetallic abrasive products (including diamond abrasives).....	11	3603		-	-	-	-	-	-	-	-
Nonmetallic coated abrasive products and buffing wheels, polishing wheels, and laps.....	11	3605		-	-	-	-	-	-	-	-
Metal cutting machine tools.....	11	37		-	-	-	-	-	-	-	-
Other metal-cutting machine tools.....			12/09	-	-	-	-	-	-	-	-
Metal machining centers.....			12/09	-	-	-	-	-	-	-	-
Rebuilt metal-cutting machine tools and parts for metal-cutting machine tools.....			12/02	-	-	-	-	-	-	-	-
Metal forming machine tools.....	11	38		249.746	250.128	251.082	251.992	251.103	0.4	0.4	-0.4
Metal-forming machine tools (except rebuilt and parts).....	11	3826	12/09	124.984	125.172	125.211	125.503	124.837	0.0	0.2	-0.5
Rebuilt metal-forming machine tools and parts for metal-forming machine tools.....			12/02	-	-	-	-	-	-	-	-
Tools, dies, jigs, fixtures & ind. molds.....				-	-	-	-	-	-	-	-
Special tools, dies, jigs, and fixtures.....				-	-	-	-	-	-	-	-
Industrial molds and mold boxes.....				-	-	-	-	-	-	-	-
Metalworking machinery n. e. c.....			06/83	-	-	-	-	-	-	-	-
Other metalworking machinery.....	11	3A02	06/83	-	-	-	-	-	-	-	-
Rolling mill machinery.....			12/87	-	-	-	-	-	-	-	-
Rolling mill machinery.....			12/87	-	-	-	-	-	-	-	-
General purpose machinery and equipment.....	11	4		271.350	273.994	276.758	279.548	285.010	1.0	1.0	2.0
Pumps, compressors, and equipment.....	11	41		286.733	287.961	289.199	290.914	296.219	0.4	0.6	1.8
Industrial pumps, except hydraulic fluid power pumps.....	11	4102		295.898	296.976	297.772	298.685	309.782	0.3	0.3	3.7
Parts and attachments for air and gas compressors and vacuum pumps.....	11	4107	06/84	-	-	-	-	-	-	-	-
Domestic water systems.....	11	4113	12/03	184.413	184.726	185.187	185.056	199.196	0.2	-0.1	7.6
Air and gas compressors and vacuum pumps.....	11	4115	06/05	-	-	-	-	-	-	-	-
Other pumps, including parts and attachments.....	11	4119	12/83	-	-	-	-	-	-	-	-
Elevators, escalators, and other lifts.....	11	42		-	-	-	-	-	-	-	-
Elevators and moving stairways.....				-	-	-	-	-	-	-	-
Parts and attachments for elevators and moving stairs (sold separately).....	11	4202		-	-	-	-	-	-	-	-
Fluid power equipment.....	11	43		285.611	289.733	291.261	293.899	301.585	0.5	0.9	2.6
Fluid power pumps and parts.....	11	4301		258.461	259.349	259.918	260.672	270.965	0.2	0.3	3.9
Fluid power valves.....	11	4302		-	-	-	-	-	-	-	-
Fluid power cylinders, actuators, accumulators, cushions, & parts.....	11	4303		-	-	-	-	-	-	-	-
Fluid power hose and tube fittings.....				-	-	-	-	-	-	-	-
Parts for fluid power valves.....	11	4305	06/91	-	-	-	-	-	-	-	-
Industrial material handling equipment.....	11	44		-	-	-	-	-	-	-	-
Conveying equipment, except parts and accessories.....	11	4402		-	-	-	-	-	-	-	-
Industrial trucks, trailers, and stackers.....	11	4403		-	-	-	-	-	-	-	-
Hoists, overhead cranes, and monorail systems.....	11	4404		-	-	-	-	-	-	-	-
Parts and accessories for conveyors and conveying systems.....			09/18	-	-	-	-	-	-	-	-
Mechanical power transmission equipment.....	11	45		-	-	-	-	-	-	-	-
Speed changers, drives, gears.....	11	4501		-	-	-	-	-	-	-	-
Other power transmission equipment.....	11	4502	12/84	-	-	-	-	-	-	-	-
Scales and balances.....	11	46		-	-	-	-	-	-	-	-
Vehicle and industrial scales.....	11	4611	12/91	-	-	-	-	-	-	-	-
Retail, commercial, household, and mailing scales and balances.....	11	4612	12/91	179.377	179.461	179.907	180.457	180.593	0.2	0.3	0.1
Parts, attachments, and accessories for scales and balances.....	11	4613	12/91	225.604	229.680	230.847	231.293	231.183	0.5	0.2	0.0
Air purification equipment and industrial and commercial fans and blowers.....	11	47		263.187	263.443	265.014	265.809	272.641	0.6	0.3	2.6
Fan, blower, air purification equipment.....	11	4701		263.187	263.443	265.014	265.809	272.641	0.6	0.3	2.6
Air conditioning and refrigeration equip.....	11	48		-	-	-	-	-	-	-	-

See footnotes at end of table.

Table 8. Producer price indexes and percentage changes for selected commodity and service groupings and individual items, seasonally adjusted — Continued
 [January 2022, Index base 1982=100, unless otherwise indicated]

Title	Commodity code		Other index base	Seasonally adjusted index ¹					Seasonally adjusted 1-month percent change ¹		
	Group code	Item code		Sept. 2021	Oct. 2021 ^P	Nov. 2021 ^P	Dec. 2021 ^P	Jan. 2022 ^P	Oct. to Nov. ^P	Nov. to Dec. ^P	Dec. to Jan. ^P
Unitary air-conditioners, except air source heat pumps.				-	-	-	-	-	-	-	-
Commercial refrigeration equipment.	11	4803		287.733	300.634	303.702	313.814	331.830	1.0	3.3	5.7
All other miscellaneous refrigeration and air-conditioning equipment.	11	4806		-	-	-	-	-	-	-	-
Heat transfer equipment, including heat pumps.	11	4807	12/11	136.663	137.572	140.136	142.753	147.632	1.9	1.9	3.4
Parts and accessories for air conditioning and heat transfer equipment.	11	4809	12/89	-	-	-	-	-	-	-	-
Refrigeration condensing units.			01/19	-	-	-	-	-	-	-	-
Miscellaneous general purpose equipment.	11	49		313.515	314.642	316.304	317.665	322.510	0.5	0.4	1.5
Metal valves, except fluid power.	11	4902	12/82	364.354	366.746	368.425	369.942	376.013	0.5	0.4	1.6
Metal pipe fittings, flanges, and unions.			12/82	-	-	-	-	-	-	-	-
Ball and roller bearings.	11	4905		-	-	-	-	-	-	-	-
Industrial patterns.	11	4907	12/84	-	-	-	-	-	-	-	-
Filters and strainers.	11	4908	12/84	274.979	274.045	275.022	276.343	287.108	0.4	0.5	3.9
Other miscellaneous general purpose equipment.	11	4911	12/84	227.782	228.599	229.412	231.537	233.631	0.4	0.9	0.9
Electronic computers and computer equipment.			12/98	-	-	-	-	-	-	-	-
Electronic computers.			12/04	-	-	-	-	-	-	-	-
Electronic computers.			12/04	-	-	-	-	-	-	-	-
Computer storage devices.			12/04	-	-	-	-	-	-	-	-
Computer storage devices (except parts, attachments and accessories).			12/04	-	-	-	-	-	-	-	-
Computer peripheral equipment and parts.			12/98	-	-	-	-	-	-	-	-
POS terminals, funds-transfer devices, computer terminals & other computer peripheral equip.			06/99	-	-	-	-	-	-	-	-
Special industry machinery and equipment.	11	6		238.284	239.016	241.539	243.342	246.101	1.1	0.7	1.1
Food products machinery.	11	61		312.056	314.829	319.330	322.098	324.242	1.4	0.9	0.7
Dairy and milk products plant machinery and equipment.				-	-	-	-	-	-	-	-
Commercial food products machinery (except packaging and cooking equipment).	11	6104		-	-	-	-	-	-	-	-
Industrial food products machinery for processing foods, beverages, & animal & fowl feed.	11	6105	12/83	330.657	330.785	332.995	334.478	337.157	0.7	0.4	0.8
Textile machinery and equipment.	11	62		-	-	-	-	-	-	-	-
Textile machinery (except parts, attachments, and accessories).	11	6212	06/86	-	-	-	-	-	-	-	-
Textile machinery parts and attachments.				-	-	-	-	-	-	-	-
Sawmill and woodworking machinery.	11	63		-	-	-	-	-	-	-	-
Sawmill and woodworking machinery.			12/04	-	-	-	-	-	-	-	-
Paper industries machinery.	11	64	06/82	-	-	-	-	-	-	-	-
Paper industries machinery.	11	6401	06/82	-	-	-	-	-	-	-	-
Printing trades machinery and equipment.				-	-	-	-	-	-	-	-
Printing presses.			06/09	-	-	-	-	-	-	-	-
Other printing machinery and equipment.			12/82	-	-	-	-	-	-	-	-
Other special industry machinery.	11	66		224.601	224.580	224.926	225.140	227.624	0.2	0.1	1.1
Plastics and rubber working machinery.				-	-	-	-	-	-	-	-
Miscellaneous special industry machinery.	11	6606		216.907	216.884	217.232	217.487	220.150	0.2	0.1	1.2
Packing, packaging, and bottling machinery and parts.	11	67		-	-	-	-	-	-	-	-
Packing, packaging, and bottling machinery and parts.			06/06	-	-	-	-	-	-	-	-
Service industry machinery and parts.	11	68	06/82	-	-	-	-	-	-	-	-
Service industry machinery and parts.	11	6801	06/82	-	-	-	-	-	-	-	-
Commercial laundry and drycleaning machinery products.	11	69	12/82	283.142	286.564	289.732	289.846	303.882	1.1	0.0	4.8
Commercial laundry and drycleaning machinery products.	11	6909	06/03	160.188	162.126	163.920	163.979	171.925	1.1	0.0	4.8
Electrical machinery and equipment.	11	7		122.028	122.683	123.517	124.162	125.650	0.7	0.5	1.2
Wiring devices.	11	71		-	-	-	-	-	-	-	-
Current-carrying wiring devices.	11	7101		-	-	-	-	-	-	-	-
Noncurrent-carrying wiring devices.				-	-	-	-	-	-	-	-
Integrating and measuring instruments.	11	72		-	-	-	-	-	-	-	-
Test equipment for electrical, radio, & communication circuits & motors.			12/83	-	-	-	-	-	-	-	-
Electrical integrating instruments and other instruments to measure electricity.			06/06	-	-	-	-	-	-	-	-
Motors, generators, motor generator sets.	11	73		-	-	-	-	-	-	-	-
Fractional horsepower motors and generators.	11	7303	06/83	201.827	200.348	208.095	209.791	217.210	3.9	0.8	3.5
Integral horsepower motors and generators (excluding land transportation types).	11	7304	06/83	-	-	-	-	-	-	-	-
Parts and supplies for motors and generators.			06/83	-	-	-	-	-	-	-	-
Other motors and generators.	11	7311	06/06	-	-	-	-	-	-	-	-
Transformers and power regulators.	11	74		-	-	-	-	-	-	-	-
Power and distribution transformers, except parts.			12/99	-	-	-	-	-	-	-	-
Other transformers and parts for transformers.			12/99	-	-	-	-	-	-	-	-
Switchgear, switchboard, industrial controls equipment.	11	75		-	-	-	-	-	-	-	-
Industrial controls and related parts and accessories.	11	7507		-	-	-	-	-	-	-	-
Switchgear and switchboard apparatus.			06/05	-	-	-	-	-	-	-	-
Communications and related equipment and miscellaneous electronic systems & equipment.	11	76	12/85	123.661	124.225	124.823	125.228	125.715	0.5	0.3	0.4

See footnotes at end of table.

Table 8. Producer price indexes and percentage changes for selected commodity and service groupings and individual items, seasonally adjusted — Continued
 [January 2022, Index base 1982=100, unless otherwise indicated]

Title	Commodity code		Other index base	Seasonally adjusted index ¹					Seasonally adjusted 1-month percent change ¹		
	Group code	Item code		Sept. 2021	Oct. 2021 ^P	Nov. 2021 ^P	Dec. 2021 ^P	Jan. 2022 ^P	Oct. to Nov. ^P	Nov. to Dec. ^P	Dec. to Jan. ^P
Telephone and wireline data networking equipment.....	11	7601	12/85	-	-	-	-	-	-	-	-
Other communications and related equipment, including broadcast and wireless.....	11	7603	06/13	102.510	103.449	103.496	103.905	104.366	0.0	0.4	0.4
Electronic systems and equipment, n.e.c.....			12/03	-	-	-	-	-	-	-	-
Search, detection, navigation & guidance systems and equipment.....	11	7606	06/04	156.073	156.081	156.588	157.401	157.622	0.3	0.5	0.1
Electric lamp bulbs, tubes, and components.....	11	77		-	-	-	-	-	-	-	-
Electric lamp bulbs, tubes, and components.....			12/04	-	-	-	-	-	-	-	-
Electronic components and accessories.....	11	78		64.906	64.924	65.251	65.477	65.944	0.5	0.3	0.7
Capacitors for electronic circuitry.....				-	-	-	-	-	-	-	-
Resistors for electronic circuitry.....	11	7812		-	-	-	-	-	-	-	-
Relays for electronic circuitry, industrial control overload, and switchgear type.....	11	7821		-	-	-	-	-	-	-	-
Switches, mechanical, for electronic circuitry.....	11	7822	06/82	-	-	-	-	-	-	-	-
Connectors for electronic circuitry.....	11	7824		208.461	211.658	213.654	213.820	213.817	0.9	0.1	0.0
Filters, crystals, and transducers.....			06/82	-	-	-	-	-	-	-	-
Integrated microcircuits.....			06/05	-	-	-	-	-	-	-	-
Other semiconductor and related devices.....	11	7847	06/05	70.463	70.775	70.779	70.765	70.951	0.0	0.0	0.3
Bare printed circuit boards.....			12/00	-	-	-	-	-	-	-	-
Electronic coils, transformers, and other inductors.....	11	7853	06/82	-	-	-	-	-	-	-	-
Microwave components, electron tubes, and other electronic components, n.e.c.....			06/00	-	-	-	-	-	-	-	-
Printed circuit assemblies, loaded boards, modules and consumer external modems.....	11	7861	06/82	94.648	95.202	95.291	95.424	97.117	0.1	0.1	1.8
Miscellaneous electrical machinery and equipment.....				-	-	-	-	-	-	-	-
Storage batteries.....				-	-	-	-	-	-	-	-
Primary batteries.....				-	-	-	-	-	-	-	-
Carbon and graphite products.....	11	7903		-	-	-	-	-	-	-	-
X-ray and electromedical equipment.....	11	7905		-	-	-	-	-	-	-	-
Miscellaneous electrical industrial apparatus.....			12/85	-	-	-	-	-	-	-	-
All other electrical equipment and components, except industrial.....			12/06	-	-	-	-	-	-	-	-
Miscellaneous instruments.....	11	8		214.314	215.243	216.013	216.627	218.705	0.4	0.3	1.0
Automatic environmental controls for monitoring residential, commercial, and appliance use.....	11	81		-	-	-	-	-	-	-	-
Automatic environmental controls for monitoring residential, commercial, and appliance use.....	11	8105	12/03	-	-	-	-	-	-	-	-
Industrial process control instruments.....	11	82	06/83	244.664	245.873	245.988	246.050	251.851	0.0	0.0	2.4
Industrial process control instruments.....	11	8201	06/83	244.664	245.873	245.988	246.050	251.851	0.0	0.0	2.4
Fluid meters and counting devices.....	11	84	12/85	198.061	198.596	200.720	200.909	200.404	1.1	0.1	-0.3
Fluid meters and counting devices.....	11	8401	12/85	198.061	198.596	200.720	200.909	200.404	1.1	0.1	-0.3
Engineering and scientific instruments.....	11	85	12/85	247.973	248.250	250.092	252.145	250.751	0.7	0.8	-0.6
Aeronautical, nautical, and navigational instruments.....	11	8501	12/85	280.133	281.334	280.819	286.352	281.309	-0.2	2.0	-1.8
Hospital beds and specialized hospital furniture.....			12/11	-	-	-	-	-	-	-	-
Measuring instruments and lenses.....	11	86	12/85	153.857	154.657	155.208	155.356	155.543	0.4	0.1	0.1
Sighting, tracking, and fire-control equipment, optical type.....	11	8601	12/85	-	-	-	-	-	-	-	-
All other miscellaneous optical instruments and lenses.....	11	8602	12/85	-	-	-	-	-	-	-	-
Laboratory analytical instruments.....	11	8603	12/85	162.782	163.647	163.966	163.986	162.925	0.2	0.0	-0.6
Measuring & controlling devices, n.e.c.....	11	89	06/85	167.450	167.777	167.773	168.662	173.869	0.0	0.5	3.1
Aircraft engine instruments.....			06/85	-	-	-	-	-	-	-	-
Nuclear radiation detection & monitoring instruments.....	11	8904	06/85	206.886	208.305	208.572	215.594	220.791	0.1	3.4	2.4
Physical properties and kinematic testing equipment.....			06/04	-	-	-	-	-	-	-	-
Commercial, geophysical, meteorological & general-purpose instruments.....			06/04	-	-	-	-	-	-	-	-
Miscellaneous machinery.....	11	9		-	-	-	-	-	-	-	-
Oil field and gas field machinery.....	11	91		-	-	-	-	-	-	-	-
Oil and gas field drilling, surveying, and cementing machinery (except parts sold separately).....	11	9102		-	-	-	-	-	-	-	-
Oil field and gas field production machinery (except pumps and parts sold separately).....				-	-	-	-	-	-	-	-
Parts and attachments for oil and gas field machinery and equipment.....			12/10	-	-	-	-	-	-	-	-
Mining machinery and equipment.....	11	92		-	-	-	-	-	-	-	-
Mining machinery and equipment (except parts sold separately).....			09/19	-	-	-	-	-	-	-	-
Parts and attachments for mining machinery and equipment (sold separately).....	11	9253		276.423	277.813	278.974	280.077	277.879	0.4	0.4	-0.8
Office and store machines and equipment.....				-	-	-	-	-	-	-	-
Coin-operated machines and mechanisms.....			05/18	-	-	-	-	-	-	-	-
Internal combustion engines.....	11	94		-	-	-	-	-	-	-	-
Diesel, semidiesel, and dual-fuel engines (except automotive).....	11	9407	12/82	-	-	-	-	-	-	-	-
Diesel, semidiesel, and dual-fuel engines for automobiles, trucks, and buses.....	11	9408	12/82	-	-	-	-	-	-	-	-
Parts & accessories for internal combustion engines, ex. aircraft & gasoline automotive engines.....	11	9413		214.928	217.065	217.202	217.594	222.474	0.1	0.2	2.2
Machine shop products.....	11	95		-	-	-	-	-	-	-	-

See footnotes at end of table.

Table 8. Producer price indexes and percentage changes for selected commodity and service groupings and individual items, seasonally adjusted — Continued
 [January 2022, Index base 1982=100, unless otherwise indicated]

Title	Commodity code		Other index base	Seasonally adjusted index ¹					Seasonally adjusted 1-month percent change ¹		
	Group code	Item code		Sept. 2021	Oct. 2021 ^P	Nov. 2021 ^P	Dec. 2021 ^P	Jan. 2022 ^P	Oct. to Nov. ^P	Nov. to Dec. ^P	Dec. to Jan. ^P
Machine shop products.....			06/84	-	-	-	-	-	-	-	-
Turbines and turbine generator sets.....			06/87	-	-	-	-	-	-	-	-
Turbines and turbine generator sets (excluding parts).....			06/87	-	-	-	-	-	-	-	-
Parts & accessories for turbines, turbine generators, and turbine generator sets.....			09/15	-	-	-	-	-	-	-	-
Parts & accessories for turbines, turbine generators, and turbine generator sets.....			09/15	-	-	-	-	-	-	-	-
Household furniture.....	12	1		-	-	-	-	-	-	-	-
Metal household furniture.....	12	11		-	-	-	-	-	-	-	-
Metal household furniture.....				-	-	-	-	-	-	-	-
Wood household furniture.....	12	12		-	-	-	-	-	-	-	-
Living room furniture (nonupholstered), wood.....	12	1201		-	-	-	-	-	-	-	-
Dining room furniture (nonupholstered), wood.....	12	1202		-	-	-	-	-	-	-	-
Bedroom furniture (nonupholstered), wood.....	12	1203		-	-	-	-	-	-	-	-
Other wood household furniture.....				-	-	-	-	-	-	-	-
Custom nonupholstered wood household furniture sold direct, excl. kitchen cabinets and vanities.....			06/12	-	-	-	-	-	-	-	-
Upholstered household furniture.....	12	13		-	-	-	-	-	-	-	-
Upholstered household furniture.....	12	1301		-	-	-	-	-	-	-	-
Bedding.....	12	14		-	-	-	-	-	-	-	-
Bedding.....				-	-	-	-	-	-	-	-
Metal porch, lawn, outdoor & casual furniture.....	12	15		314.515	314.305	315.495	316.831	323.493	0.4	0.4	2.1
Porch and lawn furniture.....	12	1501		314.515	314.305	315.495	316.831	323.493	0.4	0.4	2.1
Nonupholstered household furniture, except wood and metal.....			12/85	-	-	-	-	-	-	-	-
Nonupholstered household furniture, except wood and metal.....			12/85	-	-	-	-	-	-	-	-
Commercial furniture.....	12	2		-	-	-	-	-	-	-	-
Wood office furniture and store fixtures.....	12	21		-	-	-	-	-	-	-	-
Wood office furniture and store fixtures.....				-	-	-	-	-	-	-	-
Nonwood furniture and store fixtures.....	12	22		-	-	-	-	-	-	-	-
Nonwood commercial storage units, files, and tables.....				-	-	-	-	-	-	-	-
Nonwood commercial furniture.....				-	-	-	-	-	-	-	-
Nonwood partitions and fixtures.....			12/83	-	-	-	-	-	-	-	-
Public building furniture.....			12/84	-	-	-	-	-	-	-	-
Public building furniture.....			12/84	-	-	-	-	-	-	-	-
Commercial furniture and fixtures, n.e.c.....	12	24	12/85	237.589	240.723	243.304	247.250	253.510	1.1	1.6	2.5
Commercial furniture and fixtures, n.e.c.....	12	2401	12/85	237.589	240.723	243.304	247.250	253.510	1.1	1.6	2.5
Floor coverings.....	12	3		-	-	-	-	-	-	-	-
Carpets and rugs.....	12	31		-	-	-	-	-	-	-	-
Carpet and rugs.....				-	-	-	-	-	-	-	-
Resilient floor coverings.....	12	32		-	-	-	-	-	-	-	-
Resilient floor coverings.....	12	3201		-	-	-	-	-	-	-	-
Household appliances.....	12	4		-	-	-	-	-	-	-	-
Major appliances.....	12	41		-	-	-	-	-	-	-	-
Household cooking appliances.....				-	-	-	-	-	-	-	-
Household refrigeration equipment.....				-	-	-	-	-	-	-	-
Other major household appliances including room air-conditioners.....	12	4104		-	-	-	-	-	-	-	-
Household vacuum cleaners, including parts and attachments.....	12	43		-	-	-	-	-	-	-	-
Household vacuum cleaners and other floor care machines (including parts and attachments).....	12	4301		-	-	-	-	-	-	-	-
Electric housewares and fans.....	12	44		-	-	-	-	-	-	-	-
Parts and attachments for small electric household appliances, including fan parts.....			12/82	-	-	-	-	-	-	-	-
Small electric household appliances, including fans.....			05/21	-	-	-	-	-	-	-	-
Portable residential lighting fixtures, including parts and accessories.....	12	45		-	-	-	-	-	-	-	-
Portable residential lighting fixtures, including parts and accessories.....				-	-	-	-	-	-	-	-
Home electronic equipment.....	12	5		-	-	-	-	-	-	-	-
Speakers and commercial sound equipment.....	12	57	12/03	-	-	-	-	-	-	-	-
Speakers and commercial sound equipment.....	12	5707	12/03	-	-	-	-	-	-	-	-
Other home electronic equipment.....			06/04	-	-	-	-	-	-	-	-
Other consumer audio and video equipment, including television receivers.....			01/17	-	-	-	-	-	-	-	-
Other household durable goods.....	12	6		-	-	-	-	-	-	-	-
Vitreous china, fine earthenware, and other pottery products.....	12	61		-	-	-	-	-	-	-	-
Vitreous china, porcelain, and earthenware table and kitchenware and other pottery products.....	12	6101		-	-	-	-	-	-	-	-
Mirrors (decorated and undecorated).....				-	-	-	-	-	-	-	-
Mirrors (decorated and undecorated), made from purchased glass.....				-	-	-	-	-	-	-	-
Lawn/garden equipment.....	12	66		-	-	-	-	-	-	-	-
Parts and attachments for consumer lawn, garden, and snow equipment.....			12/82	-	-	-	-	-	-	-	-

See footnotes at end of table.

Table 8. Producer price indexes and percentage changes for selected commodity and service groupings and individual items, seasonally adjusted — Continued
 [January 2022, Index base 1982=100, unless otherwise indicated]

Title	Commodity code		Other index base	Seasonally adjusted index ¹					Seasonally adjusted 1-month percent change ¹		
	Group code	Item code		Sept. 2021	Oct. 2021 ^P	Nov. 2021 ^P	Dec. 2021 ^P	Jan. 2022 ^P	Oct. to Nov. ^P	Nov. to Dec. ^P	Dec. to Jan. ^P
Consumer lawn, garden, and snow equipment.....			05/18	-	-	-	-	-	-	-	-
Cutlery, flatware (except precious), razors and razor blades.....	12	67		-	-	-	-	-	-	-	-
Cutlery, flatware (except precious), razors and razor blades.....	12	6701		-	-	-	-	-	-	-	-
Metal kitchen utensil, pots, and pans.....				-	-	-	-	-	-	-	-
Metal kitchen utensil, pots, and pans.....				-	-	-	-	-	-	-	-
Window shades, blinds, and accessories.....	12	69	06/84	-	-	-	-	-	-	-	-
Window shades, blinds, and accessories.....	12	6901	06/84	-	-	-	-	-	-	-	-
Glass.....				-	-	-	-	-	-	-	-
Flat glass.....	13	11		-	-	-	-	-	-	-	-
Flat glass (float, sheet, and plate process).....				-	-	-	-	-	-	-	-
Specialty glass.....	13	1107		-	-	-	-	-	-	-	-
Other finished glassware.....	13	13	06/83	180.823	181.797	182.415	182.778	187.897	0.3	0.2	2.8
Pressed and blown glassware.....	13	1301	06/83	183.620	184.608	185.238	185.653	190.885	0.3	0.2	2.8
Concrete ingredients and related products.....	13	2		336.767	337.471	339.029	339.552	351.805	0.5	0.2	3.6
Construction sand, gravel, and crushed stone.....	13	21		382.902	383.553	385.870	386.089	398.839	0.6	0.1	3.3
Construction sand, gravel and crushed stone.....	13	2101		382.902	383.553	385.870	386.089	398.839	0.6	0.1	3.3
Cement, hydraulic.....	13	22		273.993	274.873	275.014	276.216	288.625	0.1	0.4	4.5
Cement, hydraulic.....	13	2201		273.993	274.873	275.014	276.216	288.625	0.1	0.4	4.5
Concrete products.....	13	3		298.672	300.079	302.836	304.281	308.894	0.9	0.5	1.5
Concrete block and brick.....	13	31		291.937	292.638	295.943	296.078	300.706	1.1	0.0	1.6
Structural concrete block.....	13	3111		300.864	301.956	303.713	304.068	308.594	0.6	0.1	1.5
Decorative concrete block.....	13	3121		263.569	264.201	265.389	265.094	263.767	0.4	-0.1	-0.5
Concrete brick.....				-	-	-	-	-	-	-	-
Concrete pavers.....	13	3141		244.983	245.300	250.482	250.867	258.849	2.1	0.2	3.2
Concrete pipe.....				-	-	-	-	-	-	-	-
Concrete pipe.....				-	-	-	-	-	-	-	-
Ready-mix concrete.....	13	33		302.090	302.029	305.171	306.978	311.352	1.0	0.6	1.4
Ready-mix concrete.....	13	3301		302.090	302.029	305.171	306.978	311.352	1.0	0.6	1.4
Precast concrete products.....	13	34		-	-	-	-	-	-	-	-
Precast concrete products.....	13	3401		-	-	-	-	-	-	-	-
Prestressed concrete products.....				-	-	-	-	-	-	-	-
Prestressed concrete products.....				-	-	-	-	-	-	-	-
Clay construction products ex. refractories.....	13	4		-	-	-	-	-	-	-	-
Brick and structural clay tile.....	13	42	12/84	-	-	-	-	-	-	-	-
Building or common brick.....	13	4201	12/84	-	-	-	-	-	-	-	-
Glazed brick and other brick (paving, floor, and sewer).....	13	4202	12/84	-	-	-	-	-	-	-	-
Clay floor and wall tile, glazed and unglazed.....	13	44		-	-	-	-	-	-	-	-
Clay floor and wall tile, glazed and unglazed (including quarry tile and ceramic mosaic tile).....				-	-	-	-	-	-	-	-
Structural clay products, n.e.c.....	13	45		-	-	-	-	-	-	-	-
Structural clay products, n.e.c.....	13	4501		-	-	-	-	-	-	-	-
Refractories.....	13	5		-	-	-	-	-	-	-	-
Clay refractories.....	13	52		-	-	-	-	-	-	-	-
Clay refractories.....	13	5201		-	-	-	-	-	-	-	-
Nonclay refractories.....	13	53		-	-	-	-	-	-	-	-
Nonclay refractories (excluding dead-burned magnesia).....	13	5301		-	-	-	-	-	-	-	-
Asphalt felts and coatings.....	13	6		-	-	-	-	-	-	-	-
Prepared asphalt and tar roofing and siding products.....	13	61		-	-	-	-	-	-	-	-
Prepared asphalt and tar roofing and siding products.....	13	6101		-	-	-	-	-	-	-	-
Roofing asphalts, pitches, coatings, and cement.....	13	62		-	-	-	-	-	-	-	-
Roofing asphalts, pitches, coatings, and cement.....	13	6201		-	-	-	-	-	-	-	-
Gypsum products.....	13	7		393.258	399.809	401.403	403.409	417.065	0.4	0.5	3.4
Gypsum products.....	13	71		393.258	399.809	401.403	403.409	417.065	0.4	0.5	3.4
Gypsum products.....	13	7101		393.258	399.809	401.403	403.409	417.065	0.4	0.5	3.4
Glass containers.....	13	8		237.051	237.528	242.082	243.174	248.241	1.9	0.5	2.1
Glass containers.....	13	81		237.051	237.528	242.082	243.174	248.241	1.9	0.5	2.1
Glass containers (including value of packaging).....	13	8101		237.051	237.528	242.082	243.174	248.241	1.9	0.5	2.1
Other nonmetallic minerals.....	13	9		269.545	270.896	272.072	274.703	280.963	0.4	1.0	2.3
Insulation materials.....	13	92		-	-	-	-	-	-	-	-
Mineral wool for thermal and acoustical envelope insulation.....	13	9201		-	-	-	-	-	-	-	-
Mineral wool for industrial, equipment, and appliance insulation.....				-	-	-	-	-	-	-	-
Paving mixtures and blocks.....	13	94		327.070	329.721	332.163	336.506	344.581	0.7	1.3	2.4
Paving mixtures and blocks.....	13	9401		327.070	329.721	332.163	336.506	344.581	0.7	1.3	2.4
Cut stone and stone products.....			12/84	-	-	-	-	-	-	-	-
Cut stone and stone products.....			12/84	-	-	-	-	-	-	-	-

See footnotes at end of table.

Table 8. Producer price indexes and percentage changes for selected commodity and service groupings and individual items, seasonally adjusted — Continued
 [January 2022, Index base 1982=100, unless otherwise indicated]

Title	Commodity code		Other index base	Seasonally adjusted index ¹					Seasonally adjusted 1-month percent change ¹		
	Group code	Item code		Sept. 2021	Oct. 2021 ^P	Nov. 2021 ^P	Dec. 2021 ^P	Jan. 2022 ^P	Oct. to Nov. ^P	Nov. to Dec. ^P	Dec. to Jan. ^P
Gaskets, packing, and sealing devices.....	13	98	12/85	-	-	-	-	-	-	-	-
Gaskets and gasketing material.....	13	9801	12/85	-	-	-	-	-	-	-	-
Packing and sealing.....	13	9802	12/85	-	-	-	-	-	-	-	-
Nonmetallic minerals and products, n.e.c.....	13	99	06/82	254.377	255.134	255.410	256.451	260.148	0.1	0.4	1.4
Industrial sand.....	13	9901	06/82	-	-	-	-	-	-	-	-
Clay and stone mining and quarrying.....	13	9902	06/84	-	-	-	-	-	-	-	-
All other miscellaneous nonmetallic mineral products.....	13	9903	12/85	203.554	205.114	205.538	205.937	209.241	0.2	0.2	1.6
Motor vehicles and equipment.....	14	1		158.876	158.927	159.687	159.905	160.949	0.5	0.1	0.7
Motor vehicles.....	14	11		163.002	161.951	162.323	162.175	162.762	0.2	-0.1	0.4
Passenger cars and chassis.....	14	1101		139.366	138.396	138.981	138.598	138.691	0.4	-0.3	0.1
Motorcycles, including three-wheel motorbikes, motorscooters, mopeds, and parts.....	14	1104		-	-	-	-	-	-	-	-
Trucks, truck tractors, & bus chassis 14,000 lb or less, incl. minivans & suvs.....	14	1105		185.276	183.805	183.991	184.033	185.048	0.1	0.0	0.6
Trucks, over 14,000 lbs GVW.....	14	1106		-	-	-	-	-	-	-	-
Motor vehicles parts.....	14	12		-	-	-	-	-	-	-	-
Motor vehicles parts.....			12/03	-	-	-	-	-	-	-	-
Truck and bus bodies.....	14	13	12/82	-	-	-	-	-	-	-	-
Truck and bus bodies sold separately.....	14	1301	12/82	-	-	-	-	-	-	-	-
Complete vehicles on purchased chassis.....			12/82	-	-	-	-	-	-	-	-
Truck trailers.....	14	14		-	-	-	-	-	-	-	-
Truck trailers.....	14	1406	12/86	-	-	-	-	-	-	-	-
Motor homes, built on purchased chassis.....	14	15	06/84	-	-	-	-	-	-	-	-
Motor homes, built on purchased chassis.....	14	1501	06/84	-	-	-	-	-	-	-	-
Travel trailers and campers.....	14	16	06/84	-	-	-	-	-	-	-	-
Travel trailers.....	14	1601	06/84	-	-	-	-	-	-	-	-
Camping trailers, campers, pick-up covers, and parts.....	14	1602	06/84	-	-	-	-	-	-	-	-
Aircraft and aircraft equipment.....	14	2		284.640	285.361	285.689	286.417	287.190	0.1	0.3	0.3
Aircraft.....	14	21		315.052	315.560	316.147	316.837	318.065	0.2	0.2	0.4
Civilian aircraft.....	14	2102	12/85	299.093	299.820	300.660	301.647	303.404	0.3	0.3	0.6
Military aircraft.....			06/13	-	-	-	-	-	-	-	-
Aircraft engine and engine parts.....	14	23	12/85	235.850	235.924	236.024	237.025	236.384	0.0	0.4	-0.3
Aircraft engine and engine parts.....	14	2301	12/85	235.850	235.924	236.024	237.025	236.384	0.0	0.4	-0.3
Other aircraft parts and equipment.....	14	25	06/85	194.004	195.341	195.353	195.723	196.656	0.0	0.2	0.5
Other aircraft parts and equipment.....	14	2501	06/85	194.004	195.341	195.353	195.723	196.656	0.0	0.2	0.5
Ships and boats.....	14	3		281.502	282.641	283.797	286.356	290.521	0.4	0.9	1.5
Ships.....	14	31	12/85	-	-	-	-	-	-	-	-
Military self-propelled ships, new construction.....			06/96	-	-	-	-	-	-	-	-
Nonmilitary self-propelled ships, new construction.....			06/96	-	-	-	-	-	-	-	-
Boats.....	14	32		305.880	308.163	309.692	312.910	317.329	0.5	1.0	1.4
Outboard motorboats, including commercial and military (except sailboats and lifeboats).....	14	3201		341.987	344.493	347.519	349.249	356.278	0.9	0.5	2.0
Inboard motorboats, including commercial and military (except sailboats and lifeboats).....	14	3202		308.338	314.944	315.322	315.957	321.737	0.1	0.2	1.8
Inboard-outdrive boats, including commercial and military (except sailboats and lifeboats).....	14	3203		-	-	-	-	-	-	-	-
All other boats (excluding military and commercial).....				-	-	-	-	-	-	-	-
Railroad equipment.....	14	4		-	-	-	-	-	-	-	-
Railroad cars and car parts.....				-	-	-	-	-	-	-	-
Railway maintenance of way equipment & parts, railcar parts, & other railway vehicles.....				-	-	-	-	-	-	-	-
Railroad cars.....	14	4204	12/01	-	-	-	-	-	-	-	-
Transportation equipment, n.e.c.....			06/85	-	-	-	-	-	-	-	-
Transportation equipment, n.e.c.....			06/85	-	-	-	-	-	-	-	-
Other transportation equipment, incl. golf carts, vehicle trailers, and all-terrain vehicles.....			06/85	-	-	-	-	-	-	-	-
Toys, sporting goods, small arms, etc.....	15	1		181.333	182.037	183.497	184.814	189.387	0.8	0.7	2.5
Toys, games, and children's vehicles.....	15	11		-	-	-	-	-	-	-	-
Toys, games, and children's vehicles.....	15	1101		-	-	-	-	-	-	-	-
Sporting and athletic goods.....	15	12		163.572	164.376	166.445	168.309	173.868	1.3	1.1	3.3
Sporting and athletic goods.....	15	1201		163.572	164.376	166.445	168.309	173.868	1.3	1.1	3.3
Small arms and ammunition.....	15	13		-	-	-	-	-	-	-	-
Small arms.....	15	1301		-	-	-	-	-	-	-	-
Small arms ammunition.....	15	1302		-	-	-	-	-	-	-	-
Other small arms ammunition products.....	15	1303	06/85	-	-	-	-	-	-	-	-
Tobacco products, incl. stemmed & redried.....	15	2		-	-	-	-	-	-	-	-
Cigarettes, excluding electronic.....	15	21		-	-	-	-	-	-	-	-
Cigarettes, excluding electronic.....	15	2101		-	-	-	-	-	-	-	-

See footnotes at end of table.

Table 8. Producer price indexes and percentage changes for selected commodity and service groupings and individual items, seasonally adjusted — Continued
 [January 2022, Index base 1982=100, unless otherwise indicated]

Title	Commodity code		Other index base	Seasonally adjusted index ¹					Seasonally adjusted 1-month percent change ¹		
	Group code	Item code		Sept. 2021	Oct. 2021 ^P	Nov. 2021 ^P	Dec. 2021 ^P	Jan. 2022 ^P	Oct. to Nov. ^P	Nov. to Dec. ^P	Dec. to Jan. ^P
Stemmed and redried tobacco.....	15	24	06/84	-	-	-	-	-	-	-	-
Stemmed and redried tobacco.....			06/84	-	-	-	-	-	-	-	-
Other tobacco products.....	15	25	12/05	-	-	-	-	-	-	-	-
Other tobacco products.....	15	2501	12/05	-	-	-	-	-	-	-	-
Notions.....	15	3		-	-	-	-	-	-	-	-
Fasteners, zippers, buttons, needles, pins, and buckles.....	15	32		-	-	-	-	-	-	-	-
Fasteners, zippers, buttons, needles, pins, and buckles.....				-	-	-	-	-	-	-	-
Photographic equipment and supplies.....	15	4		-	-	-	-	-	-	-	-
Photographic and photocopying equipment.....	15	41		-	-	-	-	-	-	-	-
Photographic and photocopying equipment.....			12/83	-	-	-	-	-	-	-	-
Photographic supplies.....	15	42		-	-	-	-	-	-	-	-
Photographic supplies.....			12/83	-	-	-	-	-	-	-	-
Mobile homes.....	15	5		-	-	-	-	-	-	-	-
Manufactured homes (mobile homes), all sizes (incl. multisection).....	15	53		-	-	-	-	-	-	-	-
Manufactured mobile homes and nonresidential mobile buildings.....	15	5303	12/86	-	-	-	-	-	-	-	-
Medical, surgical & personal aid devices.....	15	6		187.513	187.923	187.992	188.216	190.441	0.0	0.1	1.2
Surgical and medical instruments.....	15	62	06/82	142.904	143.032	143.264	143.524	144.552	0.2	0.2	0.7
Surgical and medical instruments.....	15	6201	06/82	142.904	143.032	143.264	143.524	144.552	0.2	0.2	0.7
Medical and surgical appliances and supplies.....	15	63	06/83	-	-	-	-	-	-	-	-
Medical and surgical appliances and supplies.....	15	6301	06/83	-	-	-	-	-	-	-	-
Ophthalmic goods.....	15	64	12/83	-	-	-	-	-	-	-	-
Ophthalmic goods.....	15	6401	12/83	-	-	-	-	-	-	-	-
Dental equipment and supplies.....	15	65	06/85	-	-	-	-	-	-	-	-
Dental equipment and supplies.....	15	6501	06/85	-	-	-	-	-	-	-	-
Other industrial safety equipment.....	15	7		-	-	-	-	-	-	-	-
Personal safety equipment and clothing.....	15	71		-	-	-	-	-	-	-	-
Personal safety equipment and clothing.....			06/04	-	-	-	-	-	-	-	-
Other miscellaneous products.....	15	9		-	-	-	-	-	-	-	-
Burial caskets.....	15	91		437.903	445.584	443.414	459.469	455.120	-0.5	3.6	-0.9
Burial caskets.....	15	9101		437.903	445.584	443.414	459.469	455.120	-0.5	3.6	-0.9
Musical instruments.....	15	93		-	-	-	-	-	-	-	-
Musical instruments.....	15	9301		-	-	-	-	-	-	-	-
Jewelry and jewelry products.....				-	-	-	-	-	-	-	-
Jewelry (gold and platinum) and silverware.....				-	-	-	-	-	-	-	-
Costume jewelry and novelties.....				-	-	-	-	-	-	-	-
All other jewelry and personal goods (excluding costume).....			06/07	-	-	-	-	-	-	-	-
Jewelers' material and lapidary work.....			12/08	-	-	-	-	-	-	-	-
Pens, pencils, and marking devices.....	15	95		198.579	201.463	201.823	211.932	211.975	0.2	5.0	0.0
Pens, markers, mechanical pencils, and associated parts.....	15	9502	12/85	196.659	196.867	197.049	197.209	197.502	0.1	0.1	0.1
Lead pencils, art goods, office supplies and small office equipment, excluding paper.....	15	9503	12/85	182.066	182.565	182.542	202.542	202.139	0.0	11.0	-0.2
Marking devices.....			12/85	-	-	-	-	-	-	-	-
Watches, clocks, watchcases, and parts.....	15	96		156.856	156.858	156.900	156.988	-	0.0	0.1	-
Watches, clocks, watchcases, and parts.....	15	9603	06/01	128.755	128.775	128.797	128.887	-	0.0	0.1	-
Brooms and brushes.....	15	97		-	-	-	-	-	-	-	-
Brooms, brushes and mops.....	15	9705	12/85	-	-	-	-	-	-	-	-
Miscellaneous products, n.e.c.....	15	9A	12/85	-	-	-	-	-	-	-	-
Candles.....			12/85	-	-	-	-	-	-	-	-
Signs and advertising displays.....			12/85	-	-	-	-	-	-	-	-
All other miscellaneous fabricated products and recyclable materials.....			12/85	-	-	-	-	-	-	-	-
Reproduction of audio and video media and software.....			12/03	-	-	-	-	-	-	-	-
Reproduction of audio and video media and software.....			12/03	-	-	-	-	-	-	-	-
Services²											
Transportation of freight and mail.....	30	1	06/09	149.545	152.012	154.400	155.431	157.413	1.6	0.7	1.3
Rail transportation of freight and mail.....	30	11	12/08	-	-	-	-	-	-	-	-
Rail transportation of freight and mail.....	30	1101	12/08	-	-	-	-	-	-	-	-
Truck transportation of freight.....	30	12	06/09	-	-	-	-	-	-	-	-
Local motor carrying.....	30	1201	06/09	-	-	-	-	-	-	-	-
Long-distance motor carrying.....	30	1202	06/09	-	-	-	-	-	-	-	-
Water transportation of freight.....			06/09	-	-	-	-	-	-	-	-
Deep sea water transportation of freight.....			12/08	-	-	-	-	-	-	-	-
Coastal and intercoastal water transportation of freight.....			12/08	-	-	-	-	-	-	-	-
Great Lakes-St Lawrence Seaway water transportation of freight.....	30	1303	12/08	-	-	-	-	-	-	-	-
Inland waterways transportation of freight.....			12/08	-	-	-	-	-	-	-	-
Air transportation of freight.....			12/08	-	-	-	-	-	-	-	-
Air transportation of freight.....			12/08	-	-	-	-	-	-	-	-

See footnotes at end of table.

Table 8. Producer price indexes and percentage changes for selected commodity and service groupings and individual items, seasonally adjusted — Continued
 [January 2022, Index base 1982=100, unless otherwise indicated]

Title	Commodity code		Other index base	Seasonally adjusted index ¹					Seasonally adjusted 1-month percent change ¹		
	Group code	Item code		Sept. 2021	Oct. 2021 ^P	Nov. 2021 ^P	Dec. 2021 ^P	Jan. 2022 ^P	Oct. to Nov. ^P	Nov. to Dec. ^P	Dec. to Jan. ^P
Pipeline transportation (partial).....	30	15	06/09	173.362	173.816	174.516	174.995	174.764	0.4	0.3	-0.1
Pipeline transportation of petroleum products.....	30	1501	12/08	168.377	168.833	169.490	169.955	169.750	0.4	0.3	-0.1
Courier, messenger, and U.S. postal services.....	30	16	06/09	162.706	164.472	165.505	165.707	167.801	0.6	0.1	1.3
U.S. Postal Service.....	30	1601	06/89	256.135	259.042	258.940	259.461	257.944	0.0	0.2	-0.6
Courier and messenger services, except air.....	30	1602	04/09	179.676	181.199	182.951	183.555	187.868	1.0	0.3	2.3
Air mail and package delivery services, excluding by USPS.....	30	1603	04/09	199.881	202.921	206.113	204.939	212.098	1.6	-0.6	3.5
Transportation of passengers (partial).....	30	2	06/09	113.710	112.350	117.760	122.558	117.482	4.8	4.1	-4.1
Rail transportation of passengers.....	30	21	12/08	131.075	130.928	130.829	130.618	130.223	-0.1	-0.2	-0.3
Rail transportation of passengers.....	30	2101	12/08	131.075	130.928	130.829	130.618	130.223	-0.1	-0.2	-0.3
Airline passenger services.....	30	22	12/08	104.493	103.222	108.285	112.777	108.034	4.9	4.1	-4.2
Airline passenger services.....	30	2201	12/08	104.493	103.222	108.285	112.777	108.034	4.9	4.1	-4.2
Services related to water transportation.....	31	1	06/09	129.292	129.773	129.982	130.873	131.406	0.2	0.7	0.4
Towing, tugging, docking, and related services.....	31	11	03/09	-	-	-	-	-	-	-	-
Towing, tugging, docking and related services.....	31	1101	03/09	-	-	-	-	-	-	-	-
Operation of port waterfront terminals.....			12/08	-	-	-	-	-	-	-	-
Operation of port waterfront terminals.....			12/08	-	-	-	-	-	-	-	-
Marine cargo handling.....	31	13	12/08	127.499	127.871	128.043	128.273	128.408	0.1	0.2	0.1
Marine cargo handling.....	31	1301	12/08	127.499	127.871	128.043	128.273	128.408	0.1	0.2	0.1
Services related to air transportation.....	31	2	04/09	133.341	129.495	129.810	131.281	129.026	0.2	1.1	-1.7
Other airport operations, excluding aircraft maintenance and repair.....	31	21	04/09	133.341	129.495	129.810	131.281	129.026	0.2	1.1	-1.7
Other airport operations, excluding aircraft maintenance and repair.....	31	2101	04/09	133.341	129.495	129.810	131.281	129.026	0.2	1.1	-1.7
Other services related to transportation activities (partial).....			06/09	-	-	-	-	-	-	-	-
Arrangement of freight and cargo.....			12/08	-	-	-	-	-	-	-	-
Arrangement of freight and cargo.....			12/08	-	-	-	-	-	-	-	-
Freight forwarding.....			12/08	-	-	-	-	-	-	-	-
Freight forwarding.....			12/08	-	-	-	-	-	-	-	-
Warehousing, storage, and related services.....			12/08	-	-	-	-	-	-	-	-
Warehousing, storage, and related services.....			12/08	-	-	-	-	-	-	-	-
Warehousing, storage, and related services.....			12/08	-	-	-	-	-	-	-	-
Book, periodical, and newspaper publishing sales and subscriptions.....	33	1	06/09	139.805	139.662	140.333	141.538	139.234	0.5	0.9	-1.6
Sales of books.....	33	11		-	-	-	-	-	-	-	-
Sales of textbooks.....	33	1101		-	-	-	-	-	-	-	-
Sales of technical, scientific, and professional books.....	33	1102		655.210	659.976	672.353	685.183	607.709	1.9	1.9	-11.3
Sales of religious books.....				-	-	-	-	-	-	-	-
Sales of general adult and juvenile books.....				-	-	-	-	-	-	-	-
Sales of general reference books.....				-	-	-	-	-	-	-	-
Sales of digital books.....			09/15	-	-	-	-	-	-	-	-
Sales and subscriptions of periodicals and newspapers.....	33	12	06/09	144.567	144.810	145.498	146.190	146.643	0.5	0.5	0.3
Sales and subscriptions of periodicals.....			06/07	-	-	-	-	-	-	-	-
Newspaper subscription and single copy sales.....	33	1202		529.495	531.190	535.984	540.813	543.975	0.9	0.9	0.6
Directory, mailing list, and related compilations publishing sales.....			12/08	-	-	-	-	-	-	-	-
Directory, mailing list, and related compilations publishing sales.....			12/08	-	-	-	-	-	-	-	-
Directory, mailing list, and related compilations publishing sales.....			12/08	-	-	-	-	-	-	-	-
Greeting card publishing sales.....			12/85	-	-	-	-	-	-	-	-
Greeting card publishing sales.....			12/85	-	-	-	-	-	-	-	-
Greeting card publishing sales.....			12/85	-	-	-	-	-	-	-	-
Calendars, yearbooks, and other miscellaneous publishing sales.....			12/89	-	-	-	-	-	-	-	-
Calendars, yearbooks, and other miscellaneous publishing sales.....			12/89	-	-	-	-	-	-	-	-
Calendars, yearbooks, and other miscellaneous publishing sales.....			12/89	-	-	-	-	-	-	-	-
Internet publishing and broadcasting subscription, content access, and licensing sales.....			12/09	-	-	-	-	-	-	-	-
Internet publishing and broadcasting subscription, content access, and licensing sales.....			12/09	-	-	-	-	-	-	-	-
Internet publishing and broadcasting subscription, content access, and licensing sales.....			12/09	-	-	-	-	-	-	-	-
Application software publishing.....			06/09	-	-	-	-	-	-	-	-
Application software publishing.....			06/09	-	-	-	-	-	-	-	-
Desktop and portable device application software publishing.....			12/08	-	-	-	-	-	-	-	-
Application software publishing, cross-industry, vertical market, utilities, and other.....			12/08	-	-	-	-	-	-	-	-
Application software publishing, game software.....	34	2104	12/13	72.171	67.681	69.606	69.189	84.423	2.8	-0.6	22.0
Affiliate agreements, programming sales, and retransmission fees for cable and broadcast tv.....	35	1	06/09	152.996	153.282	153.327	153.774	154.158	0.0	0.3	0.2
Affiliate agreements, programming sales, and retransmission fees for cable and broadcast tv.....	35	11	06/09	152.996	153.282	153.327	153.774	154.158	0.0	0.3	0.2

See footnotes at end of table.

Table 8. Producer price indexes and percentage changes for selected commodity and service groupings and individual items, seasonally adjusted — Continued
 [January 2022, Index base 1982=100, unless otherwise indicated]

Title	Commodity code		Other index base	Seasonally adjusted index ¹					Seasonally adjusted 1-month percent change ¹		
	Group code	Item code		Sept. 2021	Oct. 2021 ^P	Nov. 2021 ^P	Dec. 2021 ^P	Jan. 2022 ^P	Oct. to Nov. ^P	Nov. to Dec. ^P	Dec. to Jan. ^P
Affiliate agreements, programming sales, and retransmission fees for cable and broadcast tv.....	35	1101	12/08	155.844	156.129	156.178	156.626	156.862	0.0	0.3	0.2
Affiliate agreements, programming sales, and retransmission fees for radio.....			06/09	—	—	—	—	—	—	—	—
Affiliate agreements, programming sales, and retransmission fees for radio.....			06/09	—	—	—	—	—	—	—	—
Affiliate agreements, programming sales, and retransmission fees for radio.....			12/08	—	—	—	—	—	—	—	—
Advertising space sales in periodicals, newspapers, directories, and mailing lists.....	36	1	06/09	—	—	—	—	—	—	—	—
Advertising space sales in periodicals and newspapers.....	36	11	06/09	—	—	—	—	—	—	—	—
Advertising space sales in periodicals.....	36	1101		437.540	436.904	433.366	434.075	441.772	-0.8	0.2	1.8
Advertising space sales in newspapers.....	36	1102		—	—	—	—	—	—	—	—
Advertising space sales in directories and mailing lists.....	36	12	12/08	—	—	—	—	—	—	—	—
Advertising space sales in directories and mailing lists.....	36	1201	12/08	—	—	—	—	—	—	—	—
Television advertising time sales.....	36	2	06/09	97.382	95.151	99.997	103.140	104.722	5.1	3.1	1.5
Television advertising time sales.....	36	21	06/09	97.382	95.151	99.997	103.140	104.722	5.1	3.1	1.5
Broadcast and network television advertising time sales.....	36	2101	12/08	88.897	83.059	84.914	88.543	93.294	2.2	4.3	5.4
Cable network advertising time sales.....	36	2102	12/08	—	—	—	—	—	—	—	—
Local cable system advertising time sales.....	36		12/08	—	—	—	—	—	—	—	—
Radio advertising time sales.....	36	3	03/09	102.035	97.760	107.024	106.888	96.586	9.5	-0.1	-9.6
Radio advertising time sales.....	36	31	03/09	102.035	97.760	107.024	106.888	96.586	9.5	-0.1	-9.6
Radio advertising time sales.....	36	3101	03/09	102.035	97.760	107.024	106.888	96.586	9.5	-0.1	-9.6
Internet advertising sales, excluding Internet advertising sold by print publishers.....			12/09	—	—	—	—	—	—	—	—
Internet advertising sales, excluding Internet advertising sold by print publishers.....			12/09	—	—	—	—	—	—	—	—
Internet advertising sales, excluding Internet advertising sold by print publishers.....			12/09	—	—	—	—	—	—	—	—
Wired telephone services.....	37	1	06/09	—	—	—	—	—	—	—	—
Residential wired telephone services.....	37	11	06/09	145.733	146.219	146.850	146.692	146.768	0.4	-0.1	0.1
Local residential wired telephone service.....	37	1101	12/08	149.435	149.413	149.347	149.266	149.192	0.0	-0.1	0.0
Long distance residential wired telephone service.....	37	1102	03/09	139.712	140.974	142.327	142.095	143.033	1.0	-0.2	0.7
All-distance residential wired telephone service.....	37	1103	12/11	140.144	140.370	140.601	140.863	139.742	0.2	0.2	-0.8
Business wired telephone services.....			06/09	—	—	—	—	—	—	—	—
Local business wired telephone service.....			12/08	—	—	—	—	—	—	—	—
Long distance business wired telephone service.....	37	1202	04/09	96.874	96.846	96.711	97.548	98.081	-0.1	0.9	0.5
Private line wired telephone service.....	37	1204	12/11	92.082	91.851	92.117	92.276	92.671	0.3	0.2	0.4
Other wired telephone services.....			12/08	—	—	—	—	—	—	—	—
Other wired telephone services.....			12/08	—	—	—	—	—	—	—	—
Wireless telecommunication services.....	37	2	06/09	64.681	64.697	64.794	64.742	64.641	0.1	-0.1	-0.2
Cellular phone and other wireless telecommunication services.....	37	21	03/09	63.195	63.212	63.310	63.260	63.150	0.2	-0.1	-0.2
Cellular phone and other wireless telecommunication services.....	37	2101	03/09	63.195	63.212	63.310	63.260	63.150	0.2	-0.1	-0.2
Cable and satellite subscriber services.....	37	3	12/08	143.809	144.324	144.733	144.968	147.396	0.3	0.2	1.7
Cable and satellite subscriber services.....	37	31	12/08	143.809	144.324	144.733	144.968	147.396	0.3	0.2	1.7
Cable and satellite subscriber services.....	37	3101	12/08	143.809	144.324	144.733	144.968	147.396	0.3	0.2	1.7
Internet access services.....			03/09	—	—	—	—	—	—	—	—
Internet access services.....			03/09	—	—	—	—	—	—	—	—
Residential Internet access services.....			12/11	—	—	—	—	—	—	—	—
Business Internet access services.....	37	4103	12/11	—	—	—	—	—	—	—	—
Bundled wired telecommunications access services.....			12/11	—	—	—	—	—	—	—	—
Bundled wired telecommunications access services.....			12/11	—	—	—	—	—	—	—	—
Bundled wired telecommunications access services.....			12/11	—	—	—	—	—	—	—	—
Data processing and related services.....			06/09	—	—	—	—	—	—	—	—
Data processing and related services.....			06/09	—	—	—	—	—	—	—	—
Hosting, ASP and other IT infrastructure provisioning services.....			12/08	—	—	—	—	—	—	—	—
Business process management services.....			12/08	—	—	—	—	—	—	—	—
Data management, information transformation and other services.....			12/08	—	—	—	—	—	—	—	—
Loan services (partial).....	39	1	06/09	135.032	134.805	136.097	138.098	137.963	1.0	1.5	-0.1
Business loans (partial).....	39	11	04/09	199.864	201.926	202.540	206.575	205.267	0.3	2.0	-0.6
Business loans (partial).....	39	1101	04/09	199.864	201.926	202.540	206.575	205.267	0.3	2.0	-0.6
Consumer loans (partial).....	39	12	06/09	115.325	114.075	116.091	117.465	117.183	1.8	1.2	-0.2
Residential real estate loans (partial).....			04/09	—	—	—	—	—	—	—	—
Vehicle loans (partial).....	39	1202	04/09	62.539	62.365	62.798	62.431	62.347	0.7	-0.6	-0.1
Credit cards, overdraft credit, and related plans (partial).....	39	1203	04/09	153.392	153.148	152.427	153.548	153.993	-0.5	0.7	0.3
Other loans and loan services (partial).....			04/09	—	—	—	—	—	—	—	—
Other loans and loan services (partial).....			04/09	—	—	—	—	—	—	—	—

See footnotes at end of table.

Table 8. Producer price indexes and percentage changes for selected commodity and service groupings and individual items, seasonally adjusted — Continued
 [January 2022, Index base 1982=100, unless otherwise indicated]

Title	Commodity code		Other index base	Seasonally adjusted index ¹					Seasonally adjusted 1-month percent change ¹		
	Group code	Item code		Sept. 2021	Oct. 2021 ^P	Nov. 2021 ^P	Dec. 2021 ^P	Jan. 2022 ^P	Oct. to Nov. ^P	Nov. to Dec. ^P	Dec. to Jan. ^P
Deposit services (partial).....			04/09	-	-	-	-	-	-	-	-
Deposit services (partial).....			04/09	-	-	-	-	-	-	-	-
Deposit services (partial).....			04/09	-	-	-	-	-	-	-	-
Other credit intermediation services, including trust services (partial).....			04/09	-	-	-	-	-	-	-	-
Other credit intermediation services, including trust services (partial).....			04/09	-	-	-	-	-	-	-	-
Other credit intermediation services, including trust services (partial).....			04/09	-	-	-	-	-	-	-	-
Securities brokerage, dealing, investment advice, and related services.....			06/09	-	-	-	-	-	-	-	-
Securities brokerage, dealing, investment advice, and related services.....			06/09	-	-	-	-	-	-	-	-
Securities brokerage, dealing, and investment advice.....			12/08	-	-	-	-	-	-	-	-
Securities brokerage and dealing related services (partial).....			12/08	-	-	-	-	-	-	-	-
Portfolio management.....			12/08	-	-	-	-	-	-	-	-
Portfolio management.....			12/08	-	-	-	-	-	-	-	-
Portfolio management.....			12/08	-	-	-	-	-	-	-	-
Investment banking.....			12/08	-	-	-	-	-	-	-	-
Investment banking.....			12/08	-	-	-	-	-	-	-	-
Investment banking.....			12/08	-	-	-	-	-	-	-	-
Insurance.....	41	1	06/09	125.977	125.990	126.067	126.349	126.476	0.1	0.2	0.1
Insurance.....	41	11	06/09	125.977	125.990	126.067	126.349	126.476	0.1	0.2	0.1
Life insurance.....	41	1101	03/09	-	-	-	-	-	-	-	-
Disability insurance, including accidental death.....	41	1102	03/09	-	-	-	-	-	-	-	-
Health and medical insurance.....	41	1103	03/09	141.602	141.785	142.075	142.431	141.723	0.2	0.3	-0.5
Property and casualty insurance.....	41	1104	03/09	-	-	-	-	-	-	-	-
Annuities.....			03/09	-	-	-	-	-	-	-	-
Annuities.....			03/09	-	-	-	-	-	-	-	-
Annuities.....			03/09	-	-	-	-	-	-	-	-
Commissions from sales of insurance.....	42	1	06/09	-	-	-	-	-	-	-	-
Commissions from sales of insurance.....	42	11	06/09	-	-	-	-	-	-	-	-
Commissions from sales of life insurance and annuities.....	42	1101	06/09	104.457	104.347	104.458	104.537	104.173	0.1	0.1	-0.3
Commissions from sales of health and medical insurance.....			06/09	-	-	-	-	-	-	-	-
Commissions from sales of property and casualty insurance.....	42	1103	06/09	-	-	-	-	-	-	-	-
Commissions from sales of other insurance.....			06/09	-	-	-	-	-	-	-	-
Nonresidential real estate services.....			06/09	-	-	-	-	-	-	-	-
Nonresidential real estate rents.....	43	11	06/09	-	-	-	-	-	-	-	-
Office buildings, gross rents.....			12/08	-	-	-	-	-	-	-	-
Retail properties, gross rents.....			04/09	-	-	-	-	-	-	-	-
Industrial buildings, gross rents.....			04/09	-	-	-	-	-	-	-	-
Self-service storage and miniwarehouses, gross rents.....	43	1104	12/08	-	-	-	-	-	-	-	-
Other nonresidential buildings, gross rents.....			12/08	-	-	-	-	-	-	-	-
Nonresidential property sales and leases including land, brokerage fees and commissions.....			12/08	-	-	-	-	-	-	-	-
Nonresidential property sales and leases including land, brokerage fees and commissions.....			12/08	-	-	-	-	-	-	-	-
Nonresidential property management fees.....			12/08	-	-	-	-	-	-	-	-
Nonresidential property management fees.....			12/08	-	-	-	-	-	-	-	-
Residential real estate services (partial).....	43	2	06/09	160.490	160.514	160.997	161.989	162.887	0.3	0.6	0.6
Residential property sales and rental, brokerage fees and commissions.....	43	21	12/08	176.253	176.352	176.931	177.663	178.945	0.3	0.4	0.7
Residential property sales and rental, brokerage fees and commissions.....	43	2101	12/08	176.253	176.352	176.931	177.663	178.945	0.3	0.4	0.7
Residential property management fees.....			12/08	-	-	-	-	-	-	-	-
Residential property management fees.....			12/08	-	-	-	-	-	-	-	-
Real estate appraisal fees.....			12/08	-	-	-	-	-	-	-	-
Real estate appraisal fees.....			12/08	-	-	-	-	-	-	-	-
Real estate appraisal fees.....			12/08	-	-	-	-	-	-	-	-
Passenger car rental.....	44	1	03/09	106.161	110.534	111.106	111.676	106.520	0.5	0.5	-4.6
Passenger car rental.....	44	11	03/09	106.161	110.534	111.106	111.676	106.520	0.5	0.5	-4.6
Passenger car rental.....	44	1101	03/09	106.161	110.534	111.106	111.676	106.520	0.5	0.5	-4.6
Truck, trailer, and RV rental and leasing.....			06/09	-	-	-	-	-	-	-	-
Truck, trailer, and RV rental and leasing.....			06/09	-	-	-	-	-	-	-	-
Truck, truck trailer and RV rental.....			12/08	-	-	-	-	-	-	-	-
Truck, truck trailer and RV leasing.....			12/08	-	-	-	-	-	-	-	-
Construction, mining, and forestry machinery and equipment rental and leasing.....			03/09	-	-	-	-	-	-	-	-
Construction, mining, and forestry machinery and equipment rental and leasing.....			03/09	-	-	-	-	-	-	-	-
Construction, mining, and forestry machinery and equipment rental and leasing.....			03/09	-	-	-	-	-	-	-	-

See footnotes at end of table.

Table 8. Producer price indexes and percentage changes for selected commodity and service groupings and individual items, seasonally adjusted — Continued
 [January 2022, Index base 1982=100, unless otherwise indicated]

Title	Commodity code		Other index base	Seasonally adjusted index ¹					Seasonally adjusted 1-month percent change ¹		
	Group code	Item code		Sept. 2021	Oct. 2021 ^P	Nov. 2021 ^P	Dec. 2021 ^P	Jan. 2022 ^P	Oct. to Nov. ^P	Nov. to Dec. ^P	Dec. to Jan. ^P
Legal services.....	45	1	03/09	147.548	148.604	149.168	149.839	151.745	0.4	0.4	1.3
Legal services.....	45	11	03/09	147.548	148.604	149.168	149.839	151.745	0.4	0.4	1.3
Legal services.....	45	1101	03/09	147.548	148.604	149.168	149.839	151.745	0.4	0.4	1.3
Accounting services (partial).....	45	2	06/09	115.785	115.139	115.283	115.469	115.586	0.1	0.2	0.1
Accounting services, excluding payroll.....	45	21	06/09	115.785	115.139	115.283	115.469	115.586	0.1	0.2	0.1
Financial auditing.....	45	2101	12/08	-	-	-	-	-	-	-	-
Tax preparation and planning.....	45	2102	04/09	117.888	117.616	117.769	116.239	114.602	0.1	-1.3	-1.4
Bookkeeping and compilation.....			12/08	-	-	-	-	-	-	-	-
Other accounting services, including billing and review.....			12/08	-	-	-	-	-	-	-	-
Architectural and engineering services.....	45	3	06/09	122.142	122.423	122.491	122.477	125.839	0.1	0.0	2.7
Architectural services.....			03/09	-	-	-	-	-	-	-	-
Architectural services.....			03/09	-	-	-	-	-	-	-	-
Engineering services.....	45	32	03/09	124.661	124.934	124.977	124.961	128.855	0.0	0.0	3.1
Engineering services.....	45	3201	03/09	124.661	124.934	124.977	124.961	128.855	0.0	0.0	3.1
Management, scientific, and technical consulting services.....	45	4	06/09	113.080	113.994	113.699	114.131	115.597	-0.3	0.4	1.3
Management consulting services.....	45	41	06/09	113.080	113.994	113.699	114.131	115.597	-0.3	0.4	1.3
Administrative and general management consulting services.....	45	4101	12/08	134.676	135.541	135.795	136.816	138.486	0.2	0.8	1.2
Human resources consulting services.....			12/08	-	-	-	-	-	-	-	-
Marketing consulting services.....			12/08	-	-	-	-	-	-	-	-
Process, physical distribution, and logistics consulting services.....			12/08	-	-	-	-	-	-	-	-
Other management consulting services.....			12/08	-	-	-	-	-	-	-	-
Advertising and related services (partial).....			12/08	-	-	-	-	-	-	-	-
Advertising agency services.....			12/08	-	-	-	-	-	-	-	-
Advertising agency services.....			12/08	-	-	-	-	-	-	-	-
Information technology (IT) technical support and consulting services (partial).....	45	6	12/08	-	-	-	-	-	-	-	-
Information technology (IT) technical support and consulting services (partial).....	45	61	12/08	-	-	-	-	-	-	-	-
Information technology (IT) technical support and consulting services (partial).....	45	6101	12/08	-	-	-	-	-	-	-	-
Permanent placement services.....			03/09	-	-	-	-	-	-	-	-
Permanent placement services.....			03/09	-	-	-	-	-	-	-	-
Employment placement services.....			03/09	-	-	-	-	-	-	-	-
Executive search services.....			12/08	-	-	-	-	-	-	-	-
Executive search services.....			12/08	-	-	-	-	-	-	-	-
Executive search services.....			12/08	-	-	-	-	-	-	-	-
Staffing services.....	46	3	06/09	123.311	123.558	124.736	125.775	126.533	1.0	0.8	0.6
Temporary help services.....			03/09	-	-	-	-	-	-	-	-
Temporary help services.....			03/09	-	-	-	-	-	-	-	-
Co-employment staffing services.....	46	32	12/08	117.942	117.853	117.905	117.898	117.165	0.0	0.0	-0.6
Co-employment staffing services.....	46	3201	12/08	117.942	117.853	117.905	117.898	117.165	0.0	0.0	-0.6
Arrangement of flights (partial).....	47	1	06/09	93.342	92.403	92.572	92.424	93.150	0.2	-0.2	0.8
Arrangement of international flights.....	47	11	12/08	107.692	105.856	105.928	105.762	106.896	0.1	-0.2	1.1
Arrangement of international flights.....	47	1101	12/08	107.692	105.856	105.928	105.762	106.896	0.1	-0.2	1.1
Arrangement of domestic flights.....			12/08	-	-	-	-	-	-	-	-
Arrangement of domestic flights (partial).....			12/08	-	-	-	-	-	-	-	-
Arrangement of vehicle rentals and lodging.....	47	2	12/08	-	-	-	-	-	-	-	-
Arrangement of vehicle rentals and lodging.....	47	21	12/08	-	-	-	-	-	-	-	-
Arrangement of vehicle rentals and lodging (partial).....	47	2101	12/08	-	-	-	-	-	-	-	-
Arrangement of cruises and tours.....			12/08	-	-	-	-	-	-	-	-
Arrangement of cruises and tours.....			12/08	-	-	-	-	-	-	-	-
Arrangement of cruises and tours.....			12/08	-	-	-	-	-	-	-	-
Other travel arrangements (partial).....			12/08	-	-	-	-	-	-	-	-
Other travel arrangements (partial).....			12/08	-	-	-	-	-	-	-	-
Other travel arrangements (partial).....			12/08	-	-	-	-	-	-	-	-
Security guard services.....			03/09	-	-	-	-	-	-	-	-
Security guard services.....			03/09	-	-	-	-	-	-	-	-
Security guard services.....			03/09	-	-	-	-	-	-	-	-
Janitorial services.....			03/09	-	-	-	-	-	-	-	-
Janitorial services.....			03/09	-	-	-	-	-	-	-	-
Janitorial services.....			03/09	-	-	-	-	-	-	-	-
Waste collection.....	50	1	12/08	141.670	142.466	142.980	143.671	143.938	0.4	0.5	0.2
Solid waste collection.....	50	11	12/08	141.670	142.466	142.980	143.671	143.938	0.4	0.5	0.2
Solid waste collection.....	50	1101	12/08	141.670	142.466	142.980	143.671	143.938	0.4	0.5	0.2

See footnotes at end of table.

Table 8. Producer price indexes and percentage changes for selected commodity and service groupings and individual items, seasonally adjusted — Continued
 [January 2022, Index base 1982=100, unless otherwise indicated]

Title	Commodity code		Other index base	Seasonally adjusted index ¹					Seasonally adjusted 1-month percent change ¹		
	Group code	Item code		Sept. 2021	Oct. 2021 ^P	Nov. 2021 ^P	Dec. 2021 ^P	Jan. 2022 ^P	Oct. to Nov. ^P	Nov. to Dec. ^P	Dec. to Jan. ^P
Outpatient care (partial).....	51	1	06/09	123.601	123.867	124.040	124.142	125.063	0.1	0.1	0.7
Outpatient care (partial).....	51	11	06/09	123.601	123.867	124.040	124.142	125.063	0.1	0.1	0.7
Physician care.....	51	1101	03/09	115.511	115.701	116.054	116.232	115.895	0.3	0.2	-0.3
Medical laboratory and diagnostic imaging center care.....			03/09	-	-	-	-	-	-	-	-
Home health and hospice care.....	51	1103	12/08	118.106	118.412	118.636	118.820	119.171	0.2	0.2	0.3
Hospital outpatient care.....	51	1104	12/08	-	-	-	-	-	-	-	-
Dental care.....	51	1105	06/10	123.387	123.448	123.579	123.726	125.949	0.1	0.1	1.8
Inpatient care.....	51	2	06/09	137.059	136.811	137.137	137.504	138.519	0.2	0.3	0.7
Inpatient care.....	51	21	06/09	137.059	136.811	137.137	137.504	138.519	0.2	0.3	0.7
Hospital inpatient care.....	51	2101	12/08	139.149	138.853	139.091	139.528	140.810	0.2	0.3	0.9
Nursing home care.....	51	2102	12/08	134.411	134.215	134.949	135.125	135.071	0.5	0.1	0.0
Intellectual and developmental disability center care.....	51	2103	12/08	164.968	165.415	165.631	165.612	166.912	0.1	0.0	0.8
Sales of blood and blood products, organs, and tissues.....			03/09	-	-	-	-	-	-	-	-
Sales of blood and blood products, organs, and tissues.....			03/09	-	-	-	-	-	-	-	-
Sales of blood and blood products, organs, and tissues.....			03/09	-	-	-	-	-	-	-	-
Traveler accommodation services.....	53	1	06/09	121.798	121.337	126.375	131.337	138.365	4.2	3.9	5.4
Traveler accommodation services.....	53	11	06/09	121.798	121.337	126.375	131.337	138.365	4.2	3.9	5.4
Guestroom or unit rental.....	53	1101	03/09	125.409	124.921	130.653	136.197	143.881	4.6	4.2	5.6
Other traveler accommodation services.....			03/09	-	-	-	-	-	-	-	-
Food and beverage for immediate consumption services (partial).....	54	1	06/09	-	-	-	-	-	-	-	-
Food and nonalcoholic beverages for immediate consumption (partial).....	54	11	04/09	-	-	-	-	-	-	-	-
Food and nonalcoholic beverages for immediate consumption (partial).....	54	1101	04/09	-	-	-	-	-	-	-	-
Alcoholic beverages for immediate consumption (partial).....			12/08	-	-	-	-	-	-	-	-
Alcoholic beverages for immediate consumption (partial).....			12/08	-	-	-	-	-	-	-	-
Commercial and industrial machinery and equipment repair and maintenance.....	55	1	03/09	131.821	133.225	133.711	133.938	135.232	0.4	0.2	1.0
Commercial and industrial machinery and equipment repair and maintenance.....	55	11	03/09	131.821	133.225	133.711	133.938	135.232	0.4	0.2	1.0
Commercial machinery repair and maintenance.....	55	1101	03/09	131.821	133.225	133.711	133.938	135.232	0.4	0.2	1.0
Motor vehicle repair and maintenance (partial).....	55	2	12/08	145.943	146.245	146.699	147.375	147.157	0.3	0.5	-0.1
Motor vehicle repair and maintenance (partial).....	55	21	12/08	145.943	146.245	146.699	147.375	147.157	0.3	0.5	-0.1
Motor vehicle repair and maintenance (partial).....	55	2101	12/08	145.943	146.245	146.699	147.375	147.157	0.3	0.5	-0.1
Ship repair and maintenance.....			06/09	-	-	-	-	-	-	-	-
Ship repair and maintenance.....			06/09	-	-	-	-	-	-	-	-
Ship repair, military.....			12/08	-	-	-	-	-	-	-	-
Ship repair, nonmilitary.....	55	3102	12/08	-	-	-	-	-	-	-	-
Aircraft repair and maintenance.....	55	4	04/09	133.724	133.958	134.278	134.515	133.243	0.2	0.2	-0.9
Aircraft repair and maintenance.....	55	41	04/09	133.724	133.958	134.278	134.515	133.243	0.2	0.2	-0.9
Aircraft repair and maintenance.....	55	4101	04/09	133.724	133.958	134.278	134.515	133.243	0.2	0.2	-0.9
Membership dues and admissions and recreation facility use fees (partial).....	56	1	06/09	-	-	-	-	-	-	-	-
Membership dues and admissions and recreation facility use fees (partial).....	56	11	06/09	-	-	-	-	-	-	-	-
Membership dues.....	56	1101	04/09	-	-	-	-	-	-	-	-
Admissions and recreational facilities use fees (partial).....	56	1102	12/08	-	-	-	-	-	-	-	-
Recreational activity instruction fees (partial).....	56	2	12/08	-	-	-	-	-	-	-	-
Recreational activity instruction fees (partial).....	56	21	12/08	-	-	-	-	-	-	-	-
Recreational activity instruction fees (partial).....	56	2101	12/08	-	-	-	-	-	-	-	-
Gaming receipts (partial).....			12/08	-	-	-	-	-	-	-	-
Gaming receipts (partial).....			12/08	-	-	-	-	-	-	-	-
Gaming receipts (partial).....			12/08	-	-	-	-	-	-	-	-
Machinery and equipment and parts and supplies wholesaling.....			06/09	-	-	-	-	-	-	-	-
Machinery and equipment and parts and supplies wholesaling.....			06/09	-	-	-	-	-	-	-	-
Parts and supplies for machinery and equipment wholesaling.....			03/09	-	-	-	-	-	-	-	-
Machinery and vehicle wholesaling.....			05/19	-	-	-	-	-	-	-	-
Professional and commercial equipment wholesaling.....			05/19	-	-	-	-	-	-	-	-
Furnishings wholesaling.....			03/09	-	-	-	-	-	-	-	-
Furnishings wholesaling.....			03/09	-	-	-	-	-	-	-	-
Furnishings wholesaling.....			03/09	-	-	-	-	-	-	-	-
Building materials, paint, and hardware wholesaling.....	57	3	03/09	126.335	134.835	130.745	130.370	132.553	-3.0	-0.3	1.7
Building materials, paint, and hardware wholesaling.....	57	31	03/09	126.335	134.835	130.745	130.370	132.553	-3.0	-0.3	1.7
Building materials, paint, and hardware wholesaling.....	57	3101	03/09	126.335	134.835	130.745	130.370	132.553	-3.0	-0.3	1.7
Metals, minerals, and ores wholesaling.....			03/09	-	-	-	-	-	-	-	-
Metals, minerals, and ores wholesaling.....			03/09	-	-	-	-	-	-	-	-
Metals, minerals, and ores wholesaling.....			03/09	-	-	-	-	-	-	-	-
Chemicals and allied products wholesaling.....	57	5	03/09	-	-	-	-	-	-	-	-

See footnotes at end of table.

Table 8. Producer price indexes and percentage changes for selected commodity and service groupings and individual items, seasonally adjusted — Continued
 [January 2022, Index base 1982=100, unless otherwise indicated]

Title	Commodity code		Other index base	Seasonally adjusted index ¹					Seasonally adjusted 1-month percent change ¹		
	Group code	Item code		Sept. 2021	Oct. 2021 ^P	Nov. 2021 ^P	Dec. 2021 ^P	Jan. 2022 ^P	Oct. to Nov. ^P	Nov. to Dec. ^P	Dec. to Jan. ^P
Chemicals and allied products wholesaling.....	57	51	03/09	-	-	-	-	-	-	-	-
Chemicals and allied products wholesaling.....	57	5101	03/09	-	-	-	-	-	-	-	-
Paper and plastics products wholesaling.....			03/09	-	-	-	-	-	-	-	-
Paper and plastics products wholesaling.....			03/09	-	-	-	-	-	-	-	-
Paper and plastics products wholesaling.....			03/09	-	-	-	-	-	-	-	-
Apparel wholesaling.....			03/09	-	-	-	-	-	-	-	-
Apparel wholesaling.....			03/09	-	-	-	-	-	-	-	-
Apparel wholesaling.....			03/09	-	-	-	-	-	-	-	-
Food and alcohol wholesaling.....			06/09	-	-	-	-	-	-	-	-
Food and alcohol wholesaling.....			06/09	-	-	-	-	-	-	-	-
Food wholesaling.....			03/09	-	-	-	-	-	-	-	-
Alcohol wholesaling.....			02/09	-	-	-	-	-	-	-	-
Other commodities wholesaling.....			03/09	-	-	-	-	-	-	-	-
Other commodities wholesaling.....			03/09	-	-	-	-	-	-	-	-
Other commodities wholesaling.....			03/09	-	-	-	-	-	-	-	-
Food and alcohol retailing.....	58	1	03/09	141.225	141.907	144.055	145.947	145.372	1.5	1.3	-0.4
Food and alcohol retailing.....	58	11	03/09	141.225	141.907	144.055	145.947	145.372	1.5	1.3	-0.4
Food retailing.....	58	1102	09/15	111.944	112.325	114.215	115.950	115.038	1.7	1.5	-0.8
Alcohol retailing.....			09/15	-	-	-	-	-	-	-	-
Health and beauty care retailing, including optical goods.....			03/09	-	-	-	-	-	-	-	-
Health and beauty care retailing, including optical goods.....			03/09	-	-	-	-	-	-	-	-
Health and beauty care retailing, including optical goods.....			03/09	-	-	-	-	-	-	-	-
Apparel, jewelry, footwear, and accessories retailing.....	58	3	06/09	124.123	120.139	125.759	127.201	132.518	4.7	1.1	4.2
Apparel, jewelry, footwear, and accessories retailing.....	58	31	06/09	124.123	120.139	125.759	127.201	132.518	4.7	1.1	4.2
Apparel, footwear, and accessories retailing.....	58	3101	03/09	120.503	118.720	123.285	124.765	131.004	3.8	1.2	5.0
Jewelry retailing.....	58	3102	03/09	-	-	-	-	-	-	-	-
Computer hardware, software, and supplies retailing.....			03/09	-	-	-	-	-	-	-	-
Computer hardware, software, and supplies retailing.....			03/09	-	-	-	-	-	-	-	-
Computer hardware, software, and supplies retailing.....			03/09	-	-	-	-	-	-	-	-
TV, video, and photographic equipment and supplies retailing.....			03/09	-	-	-	-	-	-	-	-
TV, video, and photographic equipment and supplies retailing.....			03/09	-	-	-	-	-	-	-	-
TV, video, and photographic equipment and supplies retailing.....			03/09	-	-	-	-	-	-	-	-
Automobiles and automobile parts retailing.....	58	6	06/09	179.072	186.672	189.763	200.336	197.263	1.7	5.6	-1.5
Automobiles and automobile parts retailing.....	58	61	06/09	179.072	186.672	189.763	200.336	197.263	1.7	5.6	-1.5
Automobile retailing (Partial).....	58	6101	03/09	210.997	222.397	227.580	244.655	239.744	2.3	7.5	-2.0
Automotive parts, including tires, retailing.....			03/09	-	-	-	-	-	-	-	-
RVs, trailers, and campers retailing.....			03/09	-	-	-	-	-	-	-	-
RVs, trailers, and campers retailing.....			03/09	-	-	-	-	-	-	-	-
RVs, trailers, and campers retailing.....			03/09	-	-	-	-	-	-	-	-
Sporting goods, including boats, retailing.....	58	9	03/09	128.689	128.610	132.653	132.047	129.570	3.1	-0.5	-1.9
Sporting goods, including boats, retailing.....	58	91	03/09	128.689	128.610	132.653	132.047	129.570	3.1	-0.5	-1.9
Sporting goods, including boats, retailing.....	58	9101	03/09	128.689	128.610	132.653	132.047	129.570	3.1	-0.5	-1.9
Lawn, garden, and farm equipment and supplies retailing.....			03/09	-	-	-	-	-	-	-	-
Lawn, garden, and farm equipment and supplies retailing.....			03/09	-	-	-	-	-	-	-	-
Lawn, garden, and farm equipment and supplies retailing.....			03/09	-	-	-	-	-	-	-	-
Furniture retailing.....			03/09	-	-	-	-	-	-	-	-
Furniture retailing.....			03/09	-	-	-	-	-	-	-	-
Furniture retailing.....			03/09	-	-	-	-	-	-	-	-
Flooring and floor coverings retailing.....			03/09	-	-	-	-	-	-	-	-
Flooring and floor coverings retailing.....			03/09	-	-	-	-	-	-	-	-
Flooring and floor coverings retailing.....			03/09	-	-	-	-	-	-	-	-
Hardware and building materials and supplies retailing.....	58	D	03/09	171.428	171.551	160.440	163.789	171.440	-6.5	2.1	4.7
Hardware and building materials and supplies retailing.....	58	D1	03/09	171.428	171.551	160.440	163.789	171.440	-6.5	2.1	4.7
Hardware and building materials and supplies retailing.....	58	D101	03/09	171.428	171.551	160.440	163.789	171.440	-6.5	2.1	4.7
Major household appliance retailing.....	58	E	03/09	120.764	115.465	115.888	117.913	120.129	0.4	1.7	1.9
Major household appliance retailing.....	58	E1	03/09	120.764	115.465	115.888	117.913	120.129	0.4	1.7	1.9
Major household appliance retailing.....	58	E101	03/09	120.764	115.465	115.888	117.913	120.129	0.4	1.7	1.9
Fuels and lubricants retailing.....	58	F	06/09	230.309	215.355	230.684	259.012	233.814	7.1	12.3	-9.7
Fuels and lubricants retailing.....	58	F1	06/09	230.309	215.355	230.684	259.012	233.814	7.1	12.3	-9.7
Automotive fuels and lubricants retailing.....			03/09	-	-	-	-	-	-	-	-
Household fuels retailing.....	58	F102	03/09	127.359	129.163	127.650	144.375	132.767	-1.2	13.1	-8.0

See footnotes at end of table.

Table 8. Producer price indexes and percentage changes for selected commodity and service groupings and individual items, seasonally adjusted — Continued
 [January 2022, Index base 1982=100, unless otherwise indicated]

Title	Commodity code		Other index base	Seasonally adjusted index ¹					Seasonally adjusted 1-month percent change ¹		
	Group code	Item code		Sept. 2021	Oct. 2021 ^P	Nov. 2021 ^P	Dec. 2021 ^P	Jan. 2022 ^P	Oct. to Nov. ^P	Nov. to Dec. ^P	Dec. to Jan. ^P
Cleaning supplies and paper products retailing.....			03/09	-	-	-	-	-	-	-	-
Cleaning supplies and paper products retailing.....			03/09	-	-	-	-	-	-	-	-
Cleaning supplies and paper products retailing.....			03/09	-	-	-	-	-	-	-	-
Book retailing.....			03/09	-	-	-	-	-	-	-	-
Book retailing.....			03/09	-	-	-	-	-	-	-	-
Book retailing.....			03/09	-	-	-	-	-	-	-	-
Other merchandise retailing (partial).....	58	1	03/09	122.537	120.627	122.684	121.146	121.245	1.7	-1.3	0.1
Other merchandise retailing (partial).....	58	11	03/09	122.537	120.627	122.684	121.146	121.245	1.7	-1.3	0.1
Other merchandise retailing (partial).....	58	1101	03/09	122.537	120.627	122.684	121.146	121.245	1.7	-1.3	0.1
Metal treatment services.....			12/84	-	-	-	-	-	-	-	-
Metal treatment services.....			12/84	-	-	-	-	-	-	-	-
Metal plating and polishing.....	59	1101	12/84	218.639	217.910	218.831	223.605	222.925	0.4	2.2	-0.3
Metal coating and allied services.....			12/84	-	-	-	-	-	-	-	-
Metal heat treating.....			06/85	-	-	-	-	-	-	-	-
Mining services.....	60	1	06/85	-	-	-	-	-	-	-	-
Mining services.....	60	11	06/85	-	-	-	-	-	-	-	-
Metal mining services.....			12/85	-	-	-	-	-	-	-	-
Support activities for coal mining.....	60	1102	06/85	-	-	-	-	-	-	-	-
Drilling oil and gas wells services.....	60	1103	12/85	-	-	-	-	-	-	-	-
Support activities for oil and gas operations.....			12/85	-	-	-	-	-	-	-	-
Nonmetallic minerals mining services.....	60	1105	06/85	-	-	-	-	-	-	-	-
Contract work on textile products and apparel.....			06/10	-	-	-	-	-	-	-	-
Contract work on textile products and apparel.....			06/10	-	-	-	-	-	-	-	-
Contract work on textile products.....	61	1102	06/87	-	-	-	-	-	-	-	-
Contract work on apparel.....			06/87	-	-	-	-	-	-	-	-
Contract & commission receipts for tanning or finishing leather owned by others.....			06/11	-	-	-	-	-	-	-	-
Contract & commission receipts for tanning or finishing leather owned by others.....			06/11	-	-	-	-	-	-	-	-
Contract and commission receipts for tanning or finishing leather owned by others.....			12/97	-	-	-	-	-	-	-	-
New nonresidential building construction.....			06/09	-	-	-	-	-	-	-	-
New nonresidential building construction.....			06/09	-	-	-	-	-	-	-	-
New warehouse building construction.....			12/04	-	-	-	-	-	-	-	-
New school building construction.....			12/05	-	-	-	-	-	-	-	-
New office building construction.....			06/06	-	-	-	-	-	-	-	-
New industrial building construction.....			06/07	-	-	-	-	-	-	-	-
New health care building construction.....			06/12	-	-	-	-	-	-	-	-
Maintenance and repair of nonresidential buildings (partial).....	80	2	04/09	-	-	-	-	-	-	-	-
Maintenance and repair of nonresidential buildings (partial).....	80	21	04/09	-	-	-	-	-	-	-	-
Maintenance and repair of nonresidential buildings (partial).....	80	2101	04/09	-	-	-	-	-	-	-	-

¹ All indexes are subject to revision for 4 months after their originally scheduled publication to incorporate late reports and corrections by survey respondents. In addition, seasonally adjusted indexes are subject to change for up to 5 years due to the recalculation of seasonal factors published each January.

² Due to incomplete coverage of the services sector, some services indexes in this table reflect only a portion of their wherever-provided output. These indexes are flagged using the term "partial" at the end of their titles. For more information regarding wherever-provided services indexes, go to <https://www.bls.gov/ppi/wepnotice.htm>. This webpage includes methodology documentation, a table identifying missing coverage areas for those indexes with incomplete coverage, and a concordance table between wherever-provided services indexes and Census product codes.

^p Preliminary

"-" Seasonal tests did not indicate the presence of seasonality.

Table 9. Producer price indexes for commodity and service groupings and individual items, not seasonally adjusted

[January 2022, Index base 1982=100, unless otherwise indicated]

Title	Commodity code		Other index base	Unadjusted index ¹				
	Group code	Item code		Sept. 2021	Oct. 2021 ^P	Nov. 2021 ^P	Dec. 2021 ^P	Jan. 2022 ^P
Goods								
All commodities.....	00	000000		235.678	240.444	243.258	241.197	244.256
Industrial commodities.....	IND	THRU15		237.224	243.259	246.059	243.091	246.164
Farm products, processed foods and feeds.....	PFF	PLUS02		225.576	224.269	227.122	229.396	232.349
Farm products.....	01	—		197.868	197.260	205.954	213.345	215.390
Fruits & melons, fresh/dry vegs. & nuts.....	01	1		202.465	217.217	250.692	228.866	228.924
Fresh fruits and melons.....	01	11		139.506	139.661	167.725	158.535	164.670
Citrus fruits.....	01	1101		299.325	311.250	304.499	281.639	300.767
Grapefruits.....	01	110101		540.188	646.460	648.919	628.306	624.212
Lemons.....	01	110104		396.710	387.488	292.965	290.872	290.872
Valencia oranges.....	01	110105		197.545	207.322	—	—	—
Navel oranges.....	01	110106		—	216.167	218.950	199.024	204.930
Tangerines.....	01	110108	12/91	—	483.106	509.780	456.784	562.893
Other fruits and berries.....	01	1102		121.906	119.219	150.904	142.832	147.611
Plums and fresh prunes.....	01	110201	12/91	387.869	—	—	—	—
Nectarines.....	01	110202	12/91	94.789	—	—	—	—
Avocados.....	01	110205	12/91	249.761	—	198.116	—	—
Kiwifruit.....	01	110206	12/91	—	—	235.673	219.671	216.327
Granny Smith apples.....	01	110208	12/91	—	175.111	159.794	159.794	162.911
Golden delicious apples.....	01	110211	12/91	—	207.667	199.118	197.817	193.832
Red delicious apples.....	01	110215		236.387	245.959	243.957	243.937	245.163
McIntosh apples.....	01	110216		235.742	230.724	225.613	227.033	227.033
Peaches.....	01	110219		211.172	—	—	—	—
Gala apples.....	01	110220	03/15	106.079	89.443	85.359	86.901	96.197
Pears.....	01	110221		135.618	131.415	126.314	125.102	124.812
Strawberries.....	01	110222		110.738	104.990	226.390	183.048	198.778
Raspberries.....	01	110224	12/91	29.067	27.250	—	—	—
Blackberries.....	01	110225	12/91	26.859	32.828	—	—	—
Blueberries.....	01	110227	12/91	32.788	—	—	—	—
Grapes.....	01	110228		122.113	117.026	120.064	129.272	129.272
Table grapes.....	01	1102281	12/11	147.731	130.327	140.720	172.220	—
Wine grapes.....	01	1102283	12/11	90.198	90.198	90.198	90.198	90.198
Juice grapes.....	01	1102284	01/16	123.960	123.960	123.960	123.960	123.960
Fuji apples.....	01	110229	03/15	99.155	112.674	114.963	114.963	114.036
Empire apples.....	01	110230	10/15	—	123.030	123.030	123.030	123.030
Melons.....	01	1103	12/91	126.711	142.335	220.675	—	—
Cantaloupes.....	01	110301		141.705	172.556	267.531	—	—
Honeydews.....	01	110302	12/91	341.160	386.645	—	—	—
Watermelons.....	01	110303	12/91	160.107	168.058	—	—	—
Fresh and dry vegetables.....	01	13		249.151	291.962	325.555	277.933	268.514
Dry vegetables.....	01	1301		285.135	301.453	295.518	291.086	287.239
Dry beans.....	01	13011	09/15	188.364	195.109	187.938	186.087	183.634
Dry pinto beans.....	01	130110	12/91	496.666	535.602	508.959	500.077	485.888
Dry great northern beans.....	01	130111	12/91	329.251	329.251	329.251	329.251	—
Dry pink beans.....	01	130112	12/91	—	372.805	372.805	372.805	372.805
Dry pea beans.....	01	130113		266.811	265.217	266.014	265.217	265.217
Dry kidney beans.....	01	130114	12/11	121.295	117.276	112.232	113.493	116.731
Dry small red beans.....	01	130115	12/11	89.020	86.262	88.383	88.383	87.959
Dry garbanzo beans.....	01	130116	12/11	97.993	101.085	90.779	88.084	88.084
Dry black beans.....	01	130117	09/15	205.328	212.823	210.308	211.224	208.593
Dry peas and lentils.....	01	13012	09/15	179.258	194.218	194.273	190.231	187.710
Dry peas.....	01	130120	12/91	438.609	480.537	480.734	472.304	463.213
Dry lentils.....	01	130121	12/91	360.620	381.477	381.477	370.816	370.816
Fresh vegetables, except potatoes.....	01	1302		251.083	323.525	366.689	291.579	275.736
Cabbage.....	01	130211		210.003	316.957	228.065	293.646	292.059
Carrots.....	01	130212		210.331	185.388	196.192	196.490	198.321
Celery.....	01	130213		181.447	181.295	286.120	208.710	290.099
Sweet corn.....	01	130214		130.283	247.627	304.420	309.613	183.240
Lettuce.....	01	130215		331.580	422.341	695.810	411.172	332.096
Dry onions.....	01	130216		177.729	209.874	214.895	223.382	234.533
Tomatoes.....	01	130217		296.534	474.084	309.307	284.561	249.662
Snap beans.....	01	130218		274.085	182.630	320.237	178.539	235.218
Green peas.....	01	130219	12/91	316.369	380.805	214.509	—	—
Broccoli.....	01	130222	12/91	296.527	413.717	240.294	317.570	208.153
Cauliflower.....	01	130223	12/91	68.234	112.159	65.517	62.000	174.819
Spinach.....	01	130224	12/91	550.785	552.363	651.788	432.421	677.828

See footnotes at end of table.

Table 9. Producer price indexes for commodity and service groupings and individual items, not seasonally adjusted — Continued
 [January 2022, Index base 1982=100, unless otherwise indicated]

Title	Commodity code		Other index base	Unadjusted index ¹				
	Group code	Item code		Sept. 2021	Oct. 2021 ^P	Nov. 2021 ^P	Dec. 2021 ^P	Jan. 2022 ^P
Greens.....	01	130225	12/91	190.743	237.915	227.421	226.647	210.979
Endive.....	01	130226	12/91	512.645	512.645	512.645	534.895	537.496
Green peppers.....	01	130228	12/91	292.061	337.167	386.752	295.288	471.848
Eggplant.....	01	130229	12/91	392.119	304.625	535.152	313.900	479.839
Squash.....	01	130231	12/91	233.598	217.675	201.194	126.330	364.829
Beets.....	01	130232	12/91	107.626	112.498	120.249	100.097	116.484
Cucumbers.....	01	130234	12/91	235.305	147.777	181.261	266.261	—
Artichokes.....	01	130235	12/11	198.137	141.807	167.169	168.919	189.922
Pumpkins.....	01	130236	12/11	146.232	150.080	—	—	—
Sweet potatoes.....	01	1303	12/91	167.747	156.589	153.069	151.654	150.204
Sweet potatoes.....	01	130301	12/91	108.454	101.240	98.964	98.049	97.112
Potatoes.....	01	1306	12/11	131.612	123.628	137.317	138.480	140.505
Round white potatoes.....	01	130602	12/91	195.635	—	204.115	204.115	204.115
Russet potatoes.....	01	130603	12/91	223.808	210.725	234.986	236.678	239.852
Round red potatoes.....	01	130604	12/91	192.281	196.747	201.491	210.770	222.842
Round yellow potatoes.....	01	130605	09/15	—	103.477	126.908	126.908	129.626
Tree nuts.....	01	19		1,145.406	1,145.406	1,316.358	1,322.716	1,303.385
Tree nuts.....	01	1901		1,145.406	1,145.406	1,316.358	1,322.716	1,303.385
Pecans.....	01	190101		624.813	624.813	624.813	624.813	702.915
Almonds.....	01	190102	12/91	305.188	305.188	361.015	361.015	361.015
Filberts.....	01	190103	12/91	232.432	232.432	258.258	258.258	258.258
Walnuts.....	01	190104	12/91	191.214	191.214	212.201	242.515	242.515
Macadamias.....	01	190105	12/91	506.013	506.013	506.013	506.013	506.013
Pistachios.....	01	190106	12/91	272.789	272.789	299.093	285.683	257.201
Grains.....	01	2		223.168	217.942	232.689	246.899	248.606
Wheat.....	01	21		232.051	238.787	254.482	262.467	253.978
Wheat.....	01	2101		232.051	238.787	254.482	262.467	253.978
Hard red winter wheat.....	01	210101		203.021	210.304	228.840	238.665	232.506
Hard red spring wheat.....	01	210102		283.973	296.655	313.374	321.395	294.194
Soft white wheat.....	01	210103		248.442	240.428	242.717	247.755	245.007
Soft red winter wheat.....	01	210104		211.729	212.877	228.315	234.722	234.535
Hard amber durum wheat.....	01	210105	12/84	403.068	455.750	474.986	474.935	479.907
Other grains.....	01	22		225.456	216.253	231.570	248.427	253.266
Barley.....	01	2201		289.359	301.896	327.070	351.634	349.932
Barley.....	01	220101		289.359	301.896	327.070	351.634	349.932
Corn.....	01	2202		219.711	210.071	224.813	241.216	246.086
Corn.....	01	220205		219.711	210.071	224.813	241.216	246.086
Oats.....	01	2203		326.391	360.983	430.609	448.712	436.766
Oats.....	01	220311		326.391	360.983	430.609	448.712	436.766
Rye.....	01	2204		111.089	111.089	111.089	—	—
Rye.....	01	220415		111.089	111.089	111.089	—	—
Sorghum.....	01	2205	12/91	238.759	240.131	256.743	274.671	279.476
Sorghum.....	01	220501	12/91	238.759	240.131	256.743	274.671	279.476
Rough rice.....	01	23	12/91	111.910	112.355	114.102	116.173	116.531
Rough rice.....	01	2301	12/91	111.910	112.355	114.102	116.173	116.531
Rough rice.....	01	230103	12/04	190.281	191.038	194.008	197.530	198.138
Long grain rough rice.....	01	2301031	09/15	119.266	120.183	121.101	122.018	122.018
Medium/short grain rough rice.....	01	2301032	09/15	128.662	128.025	132.484	138.217	139.618
Livestock.....	01	3		175.476	171.359	170.051	173.797	173.303
Slaughter cattle.....	01	31		185.317	183.371	191.148	197.061	197.932
Slaughter steers and heifers.....	01	3101		189.727	188.977	200.829	207.325	208.180
Slaughter steers and heifers.....	01	310199	12/91	179.774	179.064	190.294	196.449	197.259
Slaughter cows and bulls.....	01	3102		150.680	144.050	136.981	140.799	141.776
Slaughter cows and bulls.....	01	310299	12/91	135.507	129.544	123.187	126.621	127.499
Slaughter vealers.....	01	3103		82.448	83.772	84.215	84.318	84.153
Slaughter vealers.....	01	310399	12/91	71.227	72.371	72.753	72.842	72.700
Slaughter hogs.....	01	32		120.029	114.622	100.731	94.639	90.698
Slaughter barrows and gilts.....	01	3201		117.949	113.526	99.091	92.982	89.985
Slaughter barrows and gilts.....	01	320199	12/91	178.332	171.644	149.819	140.583	136.052
Slaughter sows.....	01	3202		174.601	133.285	142.590	138.322	99.654
Slaughter sows.....	01	320299	12/91	303.176	231.434	247.592	240.180	173.038
Slaughter lambs.....	01	33		432.938	408.740	466.417	506.455	546.441
Slaughter lambs.....	01	3301		432.938	408.740	466.417	506.455	546.441
Slaughter lambs.....	01	330199	12/91	499.304	471.395	537.915	584.090	630.205
Feeder and replacement cattle.....	01	34	09/21	100.000	98.007	99.872	106.481	107.470
Feeder and replacement cattle.....	01	3401	09/21	100.000	98.007	99.872	106.481	107.470

See footnotes at end of table.

Table 9. Producer price indexes for commodity and service groupings and individual items, not seasonally adjusted — Continued
 [January 2022, Index base 1982=100, unless otherwise indicated]

Title	Commodity code		Other index base	Unadjusted index ¹				
	Group code	Item code		Sept. 2021	Oct. 2021 ^P	Nov. 2021 ^P	Dec. 2021 ^P	Jan. 2022 ^P
Feeder and replacement cattle.....	01	340199	09/21	100.000	98.007	99.872	106.481	107.470
Slaughter poultry.....	01	4		289.746	283.640	279.332	331.938	356.733
Slaughter chickens.....	01	41		292.780	285.963	282.848	351.388	383.105
Broilers and other meat type chickens.....	01	4102		296.854	289.942	286.784	356.277	388.436
Slaughter chickens.....	01	410299	12/91	285.858	279.202	276.160	343.080	374.047
Slaughter turkeys.....	01	42		288.718	284.399	274.587	269.967	270.192
Slaughter turkeys.....	01	4201		288.718	284.399	274.587	269.967	270.192
Slaughter turkeys.....	01	420199	12/91	262.738	258.807	249.879	245.674	245.879
Slaughter ducks.....	01	43	12/91	268.085	269.894	269.894	269.894	269.894
Slaughter ducks.....	01	4301	12/91	268.085	269.894	269.894	269.894	269.894
Slaughter ducks.....	01	430199	12/91	268.085	269.894	269.894	269.894	269.894
Raw cotton.....	01	5		147.451	167.833	189.496	171.876	185.569
Raw cotton.....	01	51		145.946	166.121	187.562	170.122	183.675
Raw cotton.....	01	5101		145.946	166.121	187.562	170.122	183.675
Raw cotton.....	01	510101		145.946	166.121	187.562	170.122	183.675
Upland cotton.....	01	5101011	09/15	149.279	169.253	189.521	167.874	182.441
Pima cotton.....	01	5101012	09/15	95.034	116.462	151.284	187.667	187.667
Raw milk.....	01	6		140.374	150.292	158.684	166.313	150.368
Raw milk.....	01	61		140.942	150.900	159.325	166.985	150.976
Raw milk.....	01	6101		140.942	150.900	159.325	166.985	150.976
Raw milk.....	01	610102		140.942	150.900	159.325	166.985	150.976
Chicken eggs.....	01	7		187.187	165.077	157.684	224.694	193.605
Chicken eggs.....	01	71		187.187	165.077	157.684	224.694	193.605
Eggs for fresh use.....	01	7107	12/91	163.239	143.448	135.498	199.003	163.923
Eggs, jumbo.....	01	710701	12/84	213.394	198.953	178.680	216.571	212.168
Eggs, extra large.....	01	710702	12/84	204.355	177.138	159.729	229.263	185.076
Eggs, large.....	01	710703		201.607	172.021	162.444	252.381	201.764
Eggs, medium.....	01	710704	12/84	143.436	146.578	149.160	182.544	171.810
Eggs, small.....	01	710705	12/84	116.005	112.932	112.932	112.932	117.541
Breaker stock and checks and undergrades.....	01	7108	12/91	157.588	140.161	137.430	182.063	174.414
Breaker stock.....	01	710801	12/91	153.524	136.750	134.354	177.488	170.299
Checks and undergrades.....	01	710802	12/91	201.852	177.364	171.063	231.931	219.339
Hay, hayseeds, and oilseeds.....	01	8		270.404	256.147	257.113	265.103	289.693
Hay and hayseeds.....	01	81		440.886	422.177	427.936	426.328	462.114
Hay and hayseeds.....	01	8101		440.886	422.177	427.936	426.328	462.114
Alfalfa hay.....	01	810101		420.998	426.823	437.996	430.813	456.182
All other hay.....	01	810102	09/15	161.030	143.753	143.355	145.257	162.209
Oilseeds.....	01	83		239.547	226.417	226.813	235.502	257.760
Oilseeds.....	01	8301		239.547	226.417	226.813	235.502	257.760
Peanuts.....	01	830111		103.611	116.202	121.982	131.289	126.664
Cottonseed.....	01	830121		298.136	301.698	286.032	243.974	270.306
Soybeans.....	01	830131		218.268	203.688	203.615	213.190	235.206
Flaxseed.....	01	830151	12/91	506.065	566.793	607.278	607.278	607.278
Sunflower.....	01	830161	12/91	454.358	461.646	466.561	465.560	466.559
Canola.....	01	830171	12/11	139.694	147.504	162.393	159.079	168.331
Miscellaneous oil crops.....	01	830181	09/15	135.281	136.320	137.298	127.280	127.280
Processed foods and feeds.....	02	-		239.343	237.697	237.741	237.554	240.950
Cereal and bakery products.....	02	1		274.627	277.583	280.224	282.072	285.241
Bakery products.....	02	11		298.250	298.776	301.994	304.071	310.500
Bread (white, wheat, rye, etc.), including frozen.....	02	1102	06/06	144.740	145.340	145.877	147.584	148.484
Bread (white, wheat, rye, etc.), including frozen.....	02	110201	06/06	144.740	145.340	145.877	147.584	148.484
White pan bread.....	02	11020111	12/11	113.075	113.911	114.898	116.026	116.547
White hearth bread (French, Italian, etc.).....	02	11020112	12/11	125.953	126.152	126.548	129.482	129.600
Dark wheat breads (whole wheat, cracked wheat, multigrain, etc.).....	02	11020113	12/11	118.437	117.289	117.613	119.151	120.503
Other variety breads (rye, unleavened, raisin, potato, self-rising, salt-free, canned, etc.).....	02	11020114	12/11	109.531	110.812	110.257	111.019	111.912
Rolls (bread-type), muffins, bagels, and croissants.....	02	1105		304.634	306.406	311.793	314.052	312.702
Rolls (bread-type), muffins, bagels, and croissants.....	02	110505	06/06	148.623	149.487	152.116	153.218	152.559
Rolls, hamburger and wiener.....	02	11050501	12/11	109.097	110.120	113.611	115.487	116.288
All other rolls, bread-type (incl. muffins, bagels, and croissants).....	02	11050502	12/11	124.999	125.281	125.703	125.409	123.383
Other sweet goods, excluding frozen.....	02	1107		302.557	300.354	304.925	304.345	317.533
Other sweet goods, excluding frozen.....	02	110703	06/99	188.096	186.726	189.568	189.207	197.406
Soft cakes, excluding frozen.....	02	1108		358.296	354.874	362.696	366.395	397.196
Soft cakes, excluding frozen.....	02	110803	06/99	183.778	182.023	186.035	187.932	203.731

See footnotes at end of table.

Table 9. Producer price indexes for commodity and service groupings and individual items, not seasonally adjusted — Continued
 [January 2022, Index base 1982=100, unless otherwise indicated]

Title	Commodity code		Other index base	Unadjusted index ¹				
	Group code	Item code		Sept. 2021	Oct. 2021 ^P	Nov. 2021 ^P	Dec. 2021 ^P	Jan. 2022 ^P
Pies (fruit, cream, and custard), excluding frozen.....	02	1109		348.321	344.785	358.930	351.857	348.321
Pies (fruit, cream, and custard), excluding frozen.....	02	110903	06/99	175.380	173.599	180.721	177.160	175.380
Cookies, crackers, and related products.....	02	1121		243.405	243.395	243.443	243.467	253.223
Cookies, wafers, and ice cream cones and cups (excluding frozen).....	02	112103	06/83	228.283	228.283	228.316	228.333	244.474
Crackers, biscuits, and related products.....	02	112104	06/83	248.840	248.817	248.881	248.913	248.913
Crackers, biscuits, and related products.....	02	1121042	12/11	100.615	100.606	100.632	100.645	100.645
Retail bakery products.....	02	1130	06/14	129.863	130.791	135.089	137.249	139.174
Retail bakery products.....	02	113001	06/14	129.863	130.791	135.089	137.249	139.174
Flour and flour base mixes and doughs.....	02	12		227.627	233.040	236.775	237.159	235.946
Wheat flour.....	02	1203		252.742	262.915	268.169	267.241	262.672
Wheat flour.....	02	120301	06/83	246.749	256.680	261.810	260.904	256.443
Flour base mixes and doughs.....	02	1204		206.208	207.299	209.668	211.256	213.110
Flour base mixes and doughs.....	02	120401	06/83	216.678	217.824	220.314	221.982	223.931
Prepared flour mixes, including refrigerated and frozen doughs and batters, made in flour mills.....	02	1204011	12/11	112.122	112.484	112.608	112.666	113.896
Flour mixes, excluding cake mixes, made from purchased flour.....	02	1204013	12/11	110.580	111.247	112.781	113.812	114.866
Milled rice and byproducts.....	02	13		233.454	235.500	237.251	237.781	238.671
Head rice.....	02	1301		243.207	245.595	247.244	247.918	249.028
Head rice.....	02	130106	06/03	235.504	237.817	239.413	240.066	241.141
Head rice not packaged with other ingredients.....	02	1301066	12/11	108.863	109.959	110.676	110.891	111.331
Milled rice (incl second heads, screenings, brewers, bran, sharps, rice flour, and byproducts).....	02	1302	06/84	145.840	146.348	147.968	147.935	147.940
Milled rice (incl second heads, screenings, brewers, bran, sharps, rice flour, and byproducts).....	02	130201	06/84	145.840	146.348	147.968	147.935	147.940
Cereal and pasta products.....	02	14		253.389	257.982	258.087	261.209	263.202
Dry macaroni, spaghetti, and egg noodle products, made from purchased flour.....	02	1402	06/85	208.851	209.965	213.948	225.216	231.862
Dry macaroni, spaghetti, and egg noodle products, made from purchased flour.....	02	140203	12/02	171.878	172.795	176.073	185.346	190.815
Dry macaroni, spaghetti, and egg noodle products, made from purchased flour.....	02	14020303	06/09	115.831	116.448	118.658	124.907	128.593
Cereal and mill products, other than flour.....	02	1409	06/85	244.627	249.718	248.862	249.739	250.433
Manufactured starch, made by wet milling.....	02	140907	06/85	254.577	267.217	257.837	258.628	258.958
Wheat mill products, corn mill products, and other grain mill products except flour.....	02	140908	06/98	220.931	231.890	233.821	236.053	238.350
Wheat mill products, except flour.....	02	1409081	12/09	117.067	125.288	123.794	125.252	121.721
Corn mill products.....	02	1409082	12/09	137.074	140.229	142.164	141.522	144.411
Other grain mill products.....	02	1409083	12/09	156.933	172.146	173.943	180.671	182.903
Breakfast cereal.....	02	140909	12/11	112.518	112.868	112.839	112.977	113.016
Meats, poultry, and fish.....	02	2		248.021	236.913	233.495	229.471	229.433
Meats.....	02	21		250.917	232.099	229.301	219.916	221.641
Beef and veal products, fresh or frozen.....	02	2101		321.952	280.305	282.512	263.787	276.830
Beef, fresh/frozen variety meats, not canned or made into sausage, made in slaughtering plants.....	02	210126	06/08	217.516	220.654	220.287	201.765	207.837
Beef, fresh/frozen whole/half carcass, not canned or made into sausage, misp.....	02	210131	06/08	197.935	174.299	177.891	164.337	183.815
Beef, fresh/frozen, primal and subprimal cuts, made in slaughtering plants.....	02	210133	12/95	281.667	243.197	244.984	228.914	239.600
Lamb/mutton, fresh or frozen, not canned or made into sausage, made in slaughtering plants.....	02	2103		334.051	338.092	334.542	328.842	325.639
Lamb/mutton, fresh or frozen, not canned or made into sausage, made in slaughtering plants.....	02	210321	12/88	267.195	270.427	267.587	263.028	260.466
Pork products, fresh, frozen, or processed, except sausage.....	02	2104		180.473	173.885	166.064	161.693	154.756
Pork, fresh/frozen, unprocessed, all cuts, except sausage, made in slaughtering plants.....	02	210444	06/01	125.611	117.481	110.232	106.264	99.480
Pork, processed or cured, not canned or made into sausage.....	02	210447	06/01	177.661	177.435	172.924	170.256	166.883
Pork, processed or cured, not canned or made into sausage, made in slaughtering plants.....	02	2104471	06/08	158.435	158.312	156.061	155.064	154.803
Pork, processed or cured, not canned or made into sausage, mfpc.....	02	2104472	06/08	164.698	164.466	159.779	156.911	153.001
Pork, sweet-pickled, dry-cured, or dry salt, not canned or made into sausage, mfpc.....	02	21044721	09/16	125.737	126.128	125.659	125.507	126.632
Smoked hams and picnics, excluding canned, made from purchased carcasses.....	02	21044722	12/11	123.979	124.212	123.691	125.557	128.210
Smoked slab bacon, made from purchased carcasses.....	02	21044723	09/16	175.227	175.428	174.035	170.687	171.265
Smoked sliced bacon, made from purchased carcasses.....	02	21044724	12/11	158.903	160.787	150.337	142.797	130.583
Other smoked pork, not canned or made into sausage, made from purchased carcasses.....	02	21044725	12/11	107.133	115.394	115.064	116.891	115.050
Boiled ham, barbecue pork, and other cooked pork, excluding canned meats and sausage, mfpc.....	02	21044726	12/11	116.175	106.419	108.077	106.999	108.619
Other meats, fresh, frozen, or canned.....	02	2105		214.348	212.657	209.179	206.972	203.602
Fresh/processed sausage, deli & cooked meats, etc.....	02	210503	06/01	198.809	197.934	196.107	190.985	188.052

See footnotes at end of table.

Table 9. Producer price indexes for commodity and service groupings and individual items, not seasonally adjusted — Continued
 [January 2022, Index base 1982=100, unless otherwise indicated]

Title	Commodity code		Other index base	Unadjusted index ¹				
	Group code	Item code		Sept. 2021	Oct. 2021 ^P	Nov. 2021 ^P	Dec. 2021 ^P	Jan. 2022 ^P
Fresh and processed sausage, deli, and cooked meats, made in slaughtering plants.....	02	2105031	06/08	217.371	220.236	219.198	209.796	204.534
Fresh and processed sausage, deli, and cooked meats, mfpc.....	02	2105032	06/08	170.894	169.136	167.312	163.910	161.931
Fresh sausage (pork sausage, breakfast links, etc.), excluding canned, mfpc.....	02	21050321	12/11	151.673	143.137	138.536	138.088	132.974
Dry or semidry sausage (salami, cervelat, pepperoni, summer sausage, pork roll, etc), mfpc.....	02	21050322	12/11	142.809	145.547	142.862	139.359	137.356
Frankfurters, including wieners, excluding canned, made from purchased carcasses.....	02	21050323	12/11	128.019	125.141	125.920	123.117	124.343
Other sausage (smoked or cooked) & jellied goods & similar preparations, excluding canned, mfpc.....	02	21050324	12/11	129.139	130.776	133.146	128.722	129.681
Boxed meat (beef, pork, lamb, etc.), made from purchased carcasses...	02	210504	06/08	129.242	133.071	128.144	127.526	119.941
Canned meats, excluding dog, cat, and baby food.....	02	210579	12/88	219.507	221.562	216.523	218.991	220.329
Canned meats, excluding dog, cat, and baby food, mfpc.....	02	2105792	06/08	172.566	174.781	170.102	172.213	173.227
Frozen ground meat patties and other processed, frozen, or cooked meats, mfpc.....	02	210586	12/01	164.466	159.380	157.384	157.069	156.740
Processed poultry.....	02	22		196.279	194.216	188.664	193.821	199.865
Young chickens, including bulk, chilled, frozen, whole, and in parts.....	02	2203		216.836	210.731	204.696	208.462	211.262
Young chickens, including bulk, chilled, frozen, whole, and in parts.....	02	220333	12/90	214.209	208.179	202.217	205.937	208.703
Turkeys, including frozen, whole, and in parts.....	02	2206		206.419	206.446	209.998	212.415	217.209
Turkeys, including frozen, whole, and in parts.....	02	220611	12/90	204.883	204.911	208.436	210.835	215.594
Canned, cooked, smoked or prepared poultry.....	02	2208		164.680	167.077	158.850	167.055	177.860
Canned, cooked, smoked or prepared poultry.....	02	220811	12/90	135.323	137.292	132.0811	137.275	146.153
Chicken hens and other poultry/small game.....	02	2209	12/90	95.864	96.040	96.937	96.814	98.581
Other poultry/small game (duck, goose, rabbit, etc.).....	02	220911	12/90	244.223	245.252	248.461	247.743	252.266
Unprocessed and prepared seafood.....	02	23		437.634	469.846	474.467	479.368	416.040
Unprocessed finfish.....	02	2301		939.264	1,174.536	1,178.068	1,222.849	643.296
Haddock.....	02	230101		268.093	232.245	290.979	308.698	236.395
Halibut.....	02	230102		1,002.350	1,100.140	1,210.154	1,515.749	1,564.644
Flounder.....	02	230131	12/91	168.679	151.287	256.707	267.012	250.619
Cod.....	02	230132	12/91	88.289	90.454	100.730	104.146	102.136
Pollock.....	02	230133	12/91	268.182	334.918	264.659	286.198	211.463
Tuna.....	02	230136	01/16	80.367	85.922	90.405	79.571	87.919
Other finfish.....	02	230199	12/91	1,066.637	1,411.482	1,473.651	1,494.740	447.404
Canned seafood (including soups, stews, and chowders).....	02	2304		224.437	224.901	232.448	232.535	232.535
Canned seafood (including soups, stews, and chowders).....	02	230429	12/84	254.357	254.884	263.437	263.535	263.535
Unprocessed shellfish.....	02	2305	12/91	287.778	281.620	290.405	284.861	299.857
Shrimp.....	02	230501	12/91	122.668	120.150	118.735	119.707	120.038
Crabs.....	02	230502	12/91	485.938	412.842	-	-	-
Lobsters.....	02	230503	12/91	244.399	264.957	260.622	234.785	243.576
Clams.....	02	230504	12/91	247.429	255.245	258.253	274.654	277.907
Oysters.....	02	230505	01/16	116.381	115.008	115.008	115.008	114.509
Sea scallops.....	02	230506	01/16	109.373	118.201	135.004	139.101	156.421
Mussels.....	02	230507	01/16	110.345	110.345	113.793	113.793	113.793
Prepared fresh and frozen seafood.....	02	2306	12/11	120.751	124.492	124.672	125.435	125.663
Prepared fresh fish/seafood, inc. surimi/surimi-based products.....	02	230601	12/11	123.780	127.416	128.655	129.519	130.641
Prepared frozen fish.....	02	230602	12/11	109.729	110.799	111.385	111.463	114.918
Prepared frozen shellfish.....	02	230603	12/11	146.472	156.409	154.950	156.733	151.248
Other prepared fresh and frozen seafood.....	02	230604	12/11	100.049	100.049	100.248	100.994	100.568
Dairy products.....	02	3		207.330	209.917	212.270	216.835	223.128
Fluid milk products.....	02	31		242.479	244.738	250.509	257.115	261.320
Packaged fluid milk and related products.....	02	3103	12/82	250.978	253.218	260.144	266.632	270.572
Fluid whole milk.....	02	310301		232.628	235.477	241.869	248.620	252.114
Reduced fat and lowfat milk (1/2-2).....	02	310302	12/82	267.922	270.309	279.211	285.464	287.921
Fat free or skim milk.....	02	310303	12/82	276.113	278.068	286.789	291.461	292.747
Other fluid milk related products, packaged, incl. cartons, bottles, cans, and dispenser cans.....	02	310304	12/82	246.095	246.904	249.745	257.618	267.749
Cottage cheese.....	02	3104	12/82	267.915	271.481	277.547	283.626	288.258
Cottage cheese.....	02	310401	12/82	267.915	271.481	277.547	283.626	288.258
Other milk products.....	02	3105	12/82	208.126	209.133	210.307	212.234	213.397
Other milk products.....	02	310501	12/82	208.126	209.133	210.307	212.234	213.397
Yogurt, excluding frozen.....	02	3105011	12/11	104.425	104.848	105.014	105.211	105.451
Other packaged milk products.....	02	3105012	12/11	123.074	123.899	125.789	129.101	130.759
Bulk fluid milk and cream.....	02	3106	12/91	173.282	175.985	182.232	191.860	198.367
Bulk fluid milk and cream.....	02	310601	12/91	173.282	175.985	182.232	191.860	198.367
Butter.....	02	32		128.502	125.765	140.176	147.456	175.293
Butter.....	02	3201		128.502	125.765	140.176	147.456	175.293
Butter.....	02	320114	06/84	128.251	125.519	139.902	147.167	174.950
Natural, processed, and imitation cheese.....	02	33		169.509	173.425	171.589	175.309	179.197

See footnotes at end of table.

Table 9. Producer price indexes for commodity and service groupings and individual items, not seasonally adjusted — Continued
 [January 2022, Index base 1982=100, unless otherwise indicated]

Title	Commodity code		Other index base	Unadjusted index ¹				
	Group code	Item code		Sept. 2021	Oct. 2021 ^P	Nov. 2021 ^P	Dec. 2021 ^P	Jan. 2022 ^P
Natural cheese, except cottage cheese.....	02	3302		162.943	165.359	163.783	167.088	171.182
Natural cheese, except cottage cheese.....	02	330212	06/88	178.727	181.378	179.648	183.274	187.764
Natural cheese, except lowfat, shipped in consumer packages or containers (3 lbs or less).....	02	3302121	12/07	123.009	122.922	122.945	123.052	123.990
Natural cheese, except lowfat, shipped in packages or containers (more than 3 lbs) or bulk.....	02	3302122	12/07	87.714	90.109	88.564	91.639	95.342
Lowfat natural cheese, except cottage cheese, shipped in consumer packages (3 lbs. or less).....	02	3302123	06/10	113.522	113.673	113.655	113.965	114.047
Lowfat natural cheese, except cottage cheese, shipped in packages (more than 3 lbs.) or in bulk.....	02	3302124	06/10	120.002	124.407	121.485	128.308	131.673
Processed cheese and related products.....	02	3303		163.188	173.164	170.319	175.217	177.577
Process cheese and related products.....	02	330312	06/88	173.453	184.058	181.034	186.240	188.749
Process cheese, shipped in consumer packages or containers (3 lbs. or less).....	02	3303121	06/10	116.547	122.235	119.400	121.162	123.846
All other process cheese and related products.....	02	3303122	06/10	119.705	128.301	126.927	132.063	132.907
Process cheese shipped in packages or containers (more than 3 lbs.) or in bulk.....	02	33031221	06/10	115.396	115.982	121.027	126.465	123.412
Cheese food, spread, and other related products.....	02	33031225	12/11	98.732	113.311	105.983	109.745	114.203
Cheese substitutes and imitations.....	02	3304	06/88	258.372	258.372	258.372	258.372	258.640
Cheese substitutes and imitations.....	02	330401	06/88	258.372	258.372	258.372	258.372	258.640
Raw liquid whey.....	02	3307	12/04	235.525	240.440	244.214	254.188	261.482
Raw liquid whey.....	02	330701	12/04	235.525	240.440	244.214	254.188	261.482
Ice cream and frozen desserts.....	02	34		245.765	246.701	248.441	248.621	252.565
Ice cream and frozen desserts.....	02	3402	06/83	242.456	243.378	245.095	245.273	249.164
Ice Cream and frozen desserts.....	02	340201	06/83	242.456	243.378	245.095	245.273	249.164
Ice cream, excl. lowfat and nonfat (incl. custards), shipped in bulk (containers 3 gal or more).....	02	3402011	12/11	120.029	119.127	120.644	120.478	126.506
Ice cream, incl. custards (excl. lowfat and nonfat) shipped in sizes less than 3 gallons.....	02	3402012	12/11	111.893	112.381	112.711	112.691	113.912
Ice cream, including custards (excluding lowfat and nonfat), novelty forms.....	02	3402013	12/11	115.856	115.019	115.274	115.734	119.148
Ice cream, including custards, lowfat and nonfat.....	02	3402014	12/11	105.402	105.670	106.242	106.242	106.317
Other frozen desserts (yogurt, sherbet, water ices, mellorine, frozen pudding, gelato, etc.).....	02	3402015	12/11	120.889	123.597	126.363	126.382	127.104
Dry, condensed, and evaporated milk products.....	02	35		199.289	200.762	203.502	206.232	213.661
Dry milk products, including feed grade.....	02	3502	12/83	186.435	187.905	190.146	192.829	192.729
Dry milk products, including feed grade.....	02	350201	12/83	186.435	187.905	190.146	192.829	192.729
Liquid milk products.....	02	3503	12/83	208.147	209.188	212.582	214.767	240.309
Consumer-type canned milk products.....	02	350301	12/83	251.901	251.937	254.825	255.479	290.166
Bulk liquid milk products, including feed grade.....	02	350303	12/83	144.974	149.176	155.006	162.180	169.246
Ice cream mixes and related products.....	02	3505	06/02	139.398	141.230	143.963	146.905	151.507
Ice cream mixes and related products.....	02	350502	06/02	139.398	141.230	143.963	146.905	151.507
Processed fruits and vegetables.....	02	4		221.710	223.650	223.471	224.796	226.941
Canned fruits and juices.....	02	41		235.288	237.116	236.112	237.260	242.265
Canned fruits, excluding baby foods.....	02	4101		245.272	247.703	246.653	247.953	249.046
Canned fruits, excluding baby foods.....	02	410105	12/87	216.056	218.197	217.272	218.417	219.380
Canned and fresh fruit juices, nectars, and concentrates.....	02	4102		234.208	235.772	234.774	235.867	242.865
Canned and fresh fruit juices, nectars, and concentrates.....	02	410239	12/87	192.798	194.086	193.264	194.163	199.924
Frozen fruits, juices and ades.....	02	42		226.150	233.874	236.296	237.003	237.154
Frozen fruits.....	02	4202		298.209	316.704	319.201	318.965	319.327
Frozen fruits.....	02	420209	12/90	281.453	298.909	301.265	301.042	301.384
Canned vegetables and juices.....	02	44		190.790	193.971	193.872	196.059	197.863
Canned vegetables and juices.....	02	4401		190.790	193.971	193.872	196.059	197.863
Canned vegetables.....	02	440102	12/87	219.597	219.263	220.376	221.572	222.363
Canned catsup and other tomato based sauces.....	02	440127	12/87	166.090	169.465	169.024	171.437	173.947
Frozen vegetables.....	02	45		222.257	222.849	223.715	224.250	227.092
Frozen potato products (French-fried, patties, puffs, etc.).....	02	4502	12/90	210.005	210.858	211.544	211.197	212.639
Frozen potato products (French-fried, patties, puffs, etc.).....	02	450202		264.490	265.565	266.428	265.991	267.807
Frozen vegetables, other than potato products.....	02	4505	12/90	165.894	166.041	166.821	168.076	171.446
Frozen vegetables, other than potato products.....	02	450509	06/97	162.920	163.064	163.830	165.063	168.372
Dried and dehydrated food.....	02	48	12/03	183.651	182.660	181.294	182.125	180.451
Dried and dehydrated food.....	02	4801	12/03	183.651	182.660	181.294	182.125	180.451
Dried and dehydrated food.....	02	480101	12/03	183.651	182.660	181.294	182.125	180.451
Dried and dehydrated fruits and vegetables incl. freeze-dried.....	02	48010102	12/11	122.218	121.187	119.767	120.631	119.522
Sugar and confectionery.....	02	5		229.709	231.362	230.222	231.233	234.901
Raw cane sugar and sugar cane mill products and byproducts.....	02	52		176.931	185.756	187.113	189.848	184.002
Raw cane sugar and sugarcane mill products and byproducts.....	02	5201		176.931	185.756	187.113	189.848	184.002
Raw cane sugar and sugarcane mill products and byproducts.....	02	520106	12/03	163.319	171.466	172.718	175.242	169.846

See footnotes at end of table.

Table 9. Producer price indexes for commodity and service groupings and individual items, not seasonally adjusted — Continued
 [January 2022, Index base 1982=100, unless otherwise indicated]

Title	Commodity code		Other index base	Unadjusted index ¹				
	Group code	Item code		Sept. 2021	Oct. 2021 ^P	Nov. 2021 ^P	Dec. 2021 ^P	Jan. 2022 ^P
Refined sugar products and byproducts.....	02	53		193.658	194.216	194.725	197.315	196.230
Refined sugar products and byproducts.....	02	5307	12/02	161.243	161.708	162.132	164.288	163.385
Refined granulated cane sugar and byproducts.....	02	530701	12/02	185.309	185.158	186.797	188.282	186.280
Beet sugar.....	02	530702	12/02	143.718	144.629	144.173	146.814	146.706
Confectionery materials.....	02	54		195.376	196.102	184.402	185.686	190.379
Confectionery materials.....	02	5401		195.376	196.102	184.402	185.686	190.379
Other chocolate and cocoa products, made from cacao beans.....	02	540105	06/83	242.035	237.616	243.380	238.599	256.125
Corn sweeteners, made by wet milling.....	02	540107	06/85	219.128	218.396	198.800	202.078	203.835
Confectionery end products.....	02	55		279.016	280.764	283.727	283.927	290.078
Candy and nuts.....	02	5503	06/83	251.196	252.595	254.549	254.741	260.470
Chocolate and chocolate-type confectionery products.....	02	550301	06/83	243.220	246.177	247.798	248.498	254.509
Chocolate/chocolate-type confectionery prods, cacao beans.....	02	5503011	12/11	121.170	121.170	121.170	121.170	121.170
Chocolate/confectionery products, made from purchased chocolate, not retailed.....	02	5503012	12/11	103.954	105.583	106.460	106.838	110.092
Chocolate/confectionery products, made from purchased chocolate, retailed.....	02	5503013	12/11	130.009	129.551	129.551	129.551	129.551
Nonchocolate-type confectionery products.....	02	550302	06/83	235.488	237.109	239.686	240.698	243.319
Nonchocolate-type confectioneries, made and packaged for shipment.....	02	5503021	12/11	111.965	112.750	113.997	114.487	115.755
Nuts and seeds (salted, roasted, cooked or blanched).....	02	550304	06/91	195.556	194.816	196.152	195.128	201.071
Nuts (salted, roasted, cooked, or blanched), sold in bulk.....	02	5503041	06/08	125.558	124.180	126.127	123.939	129.452
Canned nuts (salted, roasted, cooked, or blanched).....	02	5503042	06/08	127.702	127.696	128.126	128.149	128.563
All other packaged nuts, including all types of seeds (salted, roasted, cooked, or blanched).....	02	5503043	06/08	175.108	175.167	175.377	175.787	181.965
Other confectionery-type products.....	02	550305	06/91	187.841	188.834	189.888	192.674	192.674
Beverages and beverage materials.....	02	6		216.792	218.840	219.460	220.026	223.599
Alcoholic beverages.....	02	61		200.597	202.124	202.315	202.585	202.944
Malt beverages.....	02	6101		213.868	215.216	215.582	215.239	216.522
Bottled beer and ale.....	02	610101		188.647	188.517	188.429	188.287	188.584
Canned beer and ale.....	02	610103		220.023	222.874	223.737	223.182	225.435
Beer and ale in barrels and kegs.....	02	610105	06/82	301.995	301.902	301.549	301.465	301.497
All other malt beverages and brewing products.....	02	610108	12/03	100.978	101.112	101.184	101.128	102.659
Distilled and bottled liquor, excluding brandy.....	02	6102		184.324	184.403	184.865	186.685	185.504
Distilled liquor, excluding brandy.....	02	610202	12/11	92.178	92.268	92.792	94.592	93.175
Distilled whiskey, all other distilled liquor, excluding brandy.....	02	6102022	12/11	114.630	114.630	114.431	114.431	114.431
Distillers' dried grains (dark and light) and dried solubles.....	02	6102023	12/11	68.008	68.124	68.886	71.204	69.379
Bottled liquor, excluding brandy.....	02	610204	12/11	101.879	101.879	101.879	102.110	102.177
Bottled whiskey.....	02	6102041	06/12	103.025	103.025	103.025	103.510	103.652
Bottled gin, vodka, rum, cordials, cocktails, and similar compounds.....	02	6102042	06/12	99.677	99.677	99.677	99.677	99.677
Wines, brandy, and brandy spirits.....	02	6104	12/83	185.056	188.060	187.724	187.663	187.808
Wines, brandy, and brandy spirits.....	02	610441	06/06	118.022	119.937	119.723	119.684	119.777
Wines, white, red & rose grape, and other fruit, 14 percent or less alcohol.....	02	6104411	12/11	106.822	109.232	109.229	109.180	109.296
Wines, white grape, 14 percent or less alcohol content.....	02	61044111	12/11	103.323	108.723	108.550	108.648	108.648
Wines, red grape, 14 percent or less alcohol content.....	02	61044112	12/11	106.921	106.921	107.077	106.882	107.127
Wines, rose grape & other fruits & berries, 14 percent or less alcohol.....	02	61044113	12/11	137.885	137.885	137.885	137.885	-
Wines, dessert, effervescent, and wine coolers.....	02	6104412	12/11	121.826	121.826	118.397	118.397	-
Wines, effervescent, including sparkling (carbonated), wine coolers.....	02	61044122	12/11	123.790	123.790	119.510	119.510	-
Other wines, brandy, and brandy spirits.....	02	6104413	12/11	120.201	120.201	120.201	120.201	120.201
Soft drinks.....	02	62		232.637	235.469	236.184	237.110	244.932
Soft drinks, non-carbonated and bottled water.....	02	6206		204.104	207.641	208.165	209.404	214.507
Bottled water, non-carb, processed or pasteurized.....	02	620608	12/03	94.624	97.376	97.676	98.612	99.870
Soft drinks, non-carbonated.....	02	620609		226.982	229.730	230.252	231.244	238.099
Soft drinks, non-carbonated, all other types.....	02	6206093	12/07	112.800	113.417	114.616	114.851	119.164
Soft drinks, non-carbonated, fruit drinks, cocktails, ades.....	02	6206094	12/11	121.456	123.694	123.010	123.805	126.546
Soft drinks, bottle/can, carbonated, all types.....	02	6210	12/11	134.591	135.696	136.162	136.483	141.899
Soft drinks, bottle/can, carbonated, all types.....	02	621001	12/11	134.591	135.696	136.162	136.483	141.899
Packaged beverage materials.....	02	63		195.960	196.365	197.130	197.503	199.657
Coffee (whole bean, ground, & instant).....	02	6301		198.722	199.192	200.081	200.489	202.991
Coffee, concentrated, including coffee substitutes.....	02	630103		173.174	173.174	173.174	173.174	173.174
Roasted coffee.....	02	630104	06/88	174.301	174.744	175.582	175.967	178.325
Tea in consumer packages, exc. canned ice tea.....	02	6303		177.888	177.888	177.888	178.042	178.042
Tea in consumer packages, exc. canned ice tea.....	02	630313	12/85	150.840	150.840	150.840	150.972	150.972
Other beverage materials.....	02	64		264.833	269.753	274.679	275.899	282.847
Other beverage materials.....	02	6401		264.833	269.753	274.679	275.899	282.847
Malt and malt byproducts.....	02	640101		138.164	138.195	138.265	137.982	138.650
Liquid beverage bases, excluding use by soft drink bottlers.....	02	640109	12/85	260.755	260.755	286.497	293.523	299.761

See footnotes at end of table.

Table 9. Producer price indexes for commodity and service groupings and individual items, not seasonally adjusted — Continued
 [January 2022, Index base 1982=100, unless otherwise indicated]

Title	Commodity code		Other index base	Unadjusted index ¹				
	Group code	Item code		Sept. 2021	Oct. 2021 ^P	Nov. 2021 ^P	Dec. 2021 ^P	Jan. 2022 ^P
Fats and oils.....	02	7		365.124	374.112	381.022	372.022	386.302
Shortening, cooking oil, and margarine.....	02	78		345.179	359.670	362.862	347.671	363.888
Shortening, cooking oil, and margarine.....	02	7801		345.179	359.670	362.862	347.671	363.888
Margarine, butter blends, and butter substitutes.....	02	780109		327.252	332.069	335.963	333.224	336.459
Shortening and cooking oils.....	02	780115	12/11	115.350	120.515	121.551	116.052	121.911
Other oilseed processing.....	02	7A	12/04	327.373	323.191	341.629	356.043	360.123
Other oilseed processing.....	02	7A01	12/04	327.373	323.191	341.629	356.043	360.123
Cotton linters.....	02	7A0104	12/11	29.394	29.878	30.414	35.835	36.928
Cottonseed cake, meal, hulls, and other byproducts.....	02	7A0105	12/11	96.008	98.224	100.564	103.991	105.039
Cottonseed cake and meal.....	02	7A01051	12/11	95.064	98.155	101.529	106.171	107.803
Other crude and refined vegetable oils and other vegetable mill products.....	02	7A0106	12/11	174.919	171.176	183.138	190.847	193.423
Other crude vegetable oils, including linseed, peanut, sunflower, safflower, etc.....	02	7A01061	12/11	211.729	206.211	225.706	237.730	239.447
Other vegetable oil mill products, including all oil seed cake and meal.....	02	7A01063	12/11	110.602	109.722	108.738	108.038	107.525
Corn oil, crude and refined.....	02	7B	01/16	224.960	205.053	217.647	225.730	231.412
Corn oil, made by wet milling.....	02	7B01	01/16	224.960	205.053	217.647	225.730	231.412
Corn oil, made by wet milling.....	02	7B0101	01/16	224.960	205.053	217.647	225.730	231.412
Miscellaneous processed foods.....	02	8		241.222	243.570	245.638	246.239	249.231
Canned jams, jellies, and preserves.....	02	81		202.558	202.676	220.535	220.549	220.437
Canned jams, jellies, and preserves.....	02	8101		202.558	202.676	220.535	220.549	220.437
Canned jams, jellies, and preserves.....	02	810102	12/87	179.281	179.385	195.193	195.205	195.105
Pickles and other pickled products, including horseradish.....	02	82		253.786	254.091	254.091	273.122	273.610
Pickles and other pickled products.....	02	8201		253.786	254.091	254.091	273.122	273.610
Pickles and other pickled products, including horseradish.....	02	820106	12/86	226.830	227.102	227.102	244.112	244.548
Processed eggs, liquid, dried, or frozen.....	02	83		133.308	133.921	137.977	138.753	144.161
Processed eggs (dried, frozen, or liquid).....	02	8301		133.308	133.921	137.977	138.753	144.161
Processed eggs (dried, frozen, liquid, whole, etc.).....	02	830111	12/90	109.702	110.207	113.545	114.183	118.634
Specialty canning.....	02	84		256.493	257.055	257.368	257.652	263.040
Specialty canning.....	02	8401		256.493	257.055	257.368	257.652	263.040
Canned dry beans.....	02	840102	12/82	175.760	176.437	177.296	177.360	177.608
Canned soups and stews, excluding frozen and seafood.....	02	840104	12/82	344.336	344.740	344.481	345.519	351.540
Canned baby foods and other canned specialties/nationality foods.....	02	840105	06/08	118.972	119.462	119.982	119.285	126.801
Frozen specialty food.....	02	85		190.390	191.228	191.893	192.592	196.293
Frozen specialty food.....	02	8501		190.390	191.228	191.893	192.592	196.293
Frozen cakes, pies, and other pastries.....	02	850109	12/82	287.250	289.913	288.888	290.366	301.221
Frozen dinners (beef, pork, and poultry pies) and nationality foods, incl. frozen pizza.....	02	850111	12/82	156.107	157.235	158.102	158.755	161.248
Other frozen specialties, incl. all whipped topping, waffles, soups, etc., excluding seafood.....	02	850113	12/82	207.750	204.159	205.602	205.328	205.698
Prepared sauces, except tomato.....	02	86		202.913	203.624	205.025	205.127	208.275
Prepared sauces, excluding tomato-based sauces and sauces comprised of 20 percent or more meat.....	02	8601		202.913	203.624	205.025	205.127	208.275
Prepared sauces, excluding tomato-based sauces and sauces comprised of 20 percent or more meat.....	02	860103	12/86	168.287	168.876	170.038	170.123	172.734
Other miscellaneous processed foods.....	02	89		267.433	270.881	273.402	273.553	275.876
Other miscellaneous processed foods.....	02	8901		267.433	270.881	273.402	273.553	275.876
Mayonnaise, salad dressings, and sandwich spreads.....	02	890102	12/86	256.016	259.466	259.174	259.174	259.967
Dry mix food preparations.....	02	890148	06/91	146.024	146.358	146.491	147.774	149.667
Perishable non-frozen prepared food, including tortillas.....	02	890149	06/91	169.637	169.238	172.987	170.533	170.152
Perishable prepared foods.....	02	8901492	12/07	122.269	121.796	125.053	122.792	122.432
Flavoring extracts, emulsions, liquid flavors, and food colorings.....	02	890151	12/85	338.724	338.818	339.032	339.032	338.984
Other flavoring agents, except chocolate syrup.....	02	890154	12/00	141.561	138.271	139.571	138.366	144.457
Soft drink flavoring syrup, sold in bulk.....	02	89015411	12/11	138.228	138.826	138.826	138.826	140.097
Other flavoring agents (except chocolate syrups).....	02	89015412	12/11	115.201	115.461	115.461	115.461	121.003
Table salt (evaporated), pepper (white and black), and other spices.....	02	890156	06/91	261.588	268.356	269.516	264.669	262.187
Pepper and other spices in commercial sizes (1 lb or more).....	02	8901566	05/17	101.709	108.822	111.423	113.476	117.558
Peanut butter.....	02	890158	06/91	141.346	142.893	148.518	149.736	148.681
Ice.....	02	890161	12/85	218.810	219.126	221.433	222.065	224.854
Dairy product substitutes.....	02	890162	06/92	174.410	177.751	180.703	179.795	172.048
Dry, condensed, and evaporated dairy product substitutes.....	02	8901621	12/09	111.746	111.767	115.302	115.320	115.324
Liquid dairy product substitutes.....	02	8901622	12/09	120.122	124.762	124.981	123.693	112.874
Chips (potato, corn, etc.).....	02	890172	12/85	226.617	235.842	237.651	237.716	238.412
Potato chips and sticks, plain and flavored.....	02	8901721	12/07	128.280	131.322	131.322	131.235	131.603
Corn chips and related products.....	02	8901722	12/07	151.851	163.378	166.344	166.355	166.355

See footnotes at end of table.

Table 9. Producer price indexes for commodity and service groupings and individual items, not seasonally adjusted — Continued
 [January 2022, Index base 1982=100, unless otherwise indicated]

Title	Commodity code		Other index base	Unadjusted index ¹				
	Group code	Item code		Sept. 2021	Oct. 2021 ^P	Nov. 2021 ^P	Dec. 2021 ^P	Jan. 2022 ^P
Other chips, sticks (hard pretzels, bacon rinds, popcorn (except candied), etc.).....	02	8901723	12/07	146.831	149.957	150.668	150.938	151.974
Vinegar and cider.....	02	890174	12/85	179.735	179.735	179.735	179.735	187.985
Other food preparations.....	02	890175	12/85	253.333	251.992	252.266	272.642	291.861
Prepared animal feeds.....	02	9		226.495	225.307	225.752	226.656	234.468
Soybean cake, meal, and other byproducts.....	02	92		137.689	136.415	136.600	137.551	144.434
Soybean cake, meal, and byproducts.....	02	9201		137.689	136.415	136.600	137.551	144.434
Soybean cake, meal, and byproducts.....	02	920112	12/04	167.946	166.392	166.618	167.778	176.174
Soybean cake and meal.....	02	9201121	12/09	93.572	91.890	91.984	93.473	97.732
Other soybean products, including isolates and concentrates.....	02	9201122	12/09	146.950	162.125	162.983	146.909	162.733
Formula feeds.....	02	93		255.757	253.998	256.927	261.590	269.163
Formula feeds.....	02	9301		255.757	253.998	256.927	261.590	269.163
Chicken and turkey feed, supplements, concentrates, and premixes.....	02	930102	12/86	254.661	247.260	248.396	253.270	263.118
Dairy cattle feed, supplements, concentrates, and premixes.....	02	930110	12/11	111.869	113.770	115.226	117.031	119.241
Swine feed, supplements, concentrates, and premixes.....	02	930115	12/11	135.764	136.794	139.423	143.074	147.889
Beef cattle feed, supplements, concentrates, and premixes.....	02	930117	12/11	117.539	117.570	119.038	120.925	123.497
Poultry, exc. chicken and turkey, and livestock, exc. cattle and swine, feed.....	02	930118	12/86	313.133	314.534	322.387	324.635	328.206
Miscellaneous feedstuffs.....	02	94		298.486	297.714	296.342	294.164	303.779
Pet food.....	02	9402		293.436	293.797	294.258	295.336	301.795
Dog and cat food.....	02	940202	12/85	251.644	251.633	251.975	252.765	258.428
Dog food.....	02	9402021	12/10	129.714	129.735	129.898	130.325	133.780
Canned dog food.....	02	94020211	12/10	130.410	130.410	130.410	130.107	130.906
Dry and semi moist dog food.....	02	94020214	12/11	124.317	124.345	124.564	125.251	129.579
Cat food.....	02	9402022	12/10	128.944	128.944	129.078	129.430	130.891
Canned cat food.....	02	94020224	12/11	132.592	132.592	132.592	132.596	133.508
Dry and semi moist cat food.....	02	94020225	12/10	122.067	122.067	122.396	123.256	125.508
Pet (excluding dog and cat), laboratory, and fur animal feed.....	02	940203	12/85	244.402	247.046	248.216	250.239	254.579
Miscellaneous feedstuffs other than pet food.....	02	9403		293.881	291.309	287.032	279.685	293.991
Meat meal and meat and bone meal.....	02	940301		182.737	152.262	119.643	110.817	127.484
Wet process corn byproducts.....	02	940317	06/85	170.534	188.185	186.840	181.256	191.345
Other animal feeds, including fertilizer byproducts and feather.....	02	940325	12/97	195.296	190.598	188.449	195.836	204.567
Animal and marine feed and fertilizer byproducts, except meat and bone meal.....	02	9403252	06/09	99.290	95.281	93.442	99.652	106.494
Other prepared animal feeds, including feeding materials and adjuncts.....	02	9403253	06/09	118.755	117.630	117.121	118.989	121.729
Miscellaneous byproducts of slaughtering plants.....	02	940333	06/01	607.629	582.782	593.285	559.144	579.665
Textile products and apparel.....	03	—		166.970	169.760	171.088	171.856	173.969
Synthetic fibers.....	03	1		152.142	154.785	153.016	150.387	150.514
Unprocessed filament yarns.....	03	15		157.649	160.387	158.554	155.830	155.962
Noncellulosic fibers.....	03	1502		143.729	146.225	144.554	142.071	142.191
Noncellulosic organic fibers.....	03	150241	06/05	130.003	132.997	130.992	128.014	128.958
Polyester manufactured fibers.....	03	1502411	06/11	102.327	111.334	111.447	108.995	112.842
Other noncellulosic organic fibers, incl. polyamide, polyolefin, and producer-textured.....	03	1502412	06/11	123.377	124.207	121.793	118.999	118.956
Processed yarns and threads.....	03	2		163.594	169.647	175.870	176.194	179.852
Yarns.....	03	26		157.521	163.501	169.649	169.970	173.584
Spun cotton yarns.....	03	2601		133.271	145.775	156.398	156.700	157.695
Carded cotton spun yarns.....	03	260113	12/00	145.271	158.901	170.480	170.810	171.894
Spun synthetic yarns.....	03	2603		176.018	180.226	184.841	186.455	186.469
Spun synthetic yarns.....	03	260304	12/94	157.770	161.543	165.679	167.126	167.138
Textured and twisted yarns.....	03	2604	12/88	162.007	162.580	165.339	165.339	171.791
Textured/cripped/bulked filament yarns, incl. stretch yarn, made from purchased filament yarn.....	03	260403	12/96	139.386	139.890	142.304	142.304	148.590
Other spun noncellulosic and natural fiber (excluding cotton and wool) yarns.....	03	2607	06/08	128.469	131.245	133.968	133.968	139.197
Other spun noncellulosic and natural fiber (excluding cotton and wool) yarns.....	03	260701	06/08	128.469	131.245	133.968	133.968	139.197
Thread.....	03	27		277.768	277.768	277.768	277.768	277.768
Thread.....	03	2705	12/00	169.503	169.503	169.503	169.503	169.503
Thread.....	03	270501	12/00	169.503	169.503	169.503	169.503	169.503
Greige fabrics.....	03	3		151.228	152.500	155.156	155.808	158.570
Greige broadwoven fabrics.....	03	37		152.943	153.103	154.574	155.480	158.388
Greige manmade, silk, and other natural fiber (exc cotton/wool) broadwoven fabrics.....	03	3703		151.384	152.801	154.314	155.164	156.446
Greige manmade, silk, and other natural fiber (exc cotton/wool) broadwoven fabrics.....	03	370304	12/94	133.022	134.268	135.597	136.344	137.471

See footnotes at end of table.

Table 9. Producer price indexes for commodity and service groupings and individual items, not seasonally adjusted — Continued

[January 2022, Index base 1982=100, unless otherwise indicated]

Title	Commodity code		Other index base	Unadjusted index ¹				
	Group code	Item code		Sept. 2021	Oct. 2021 ^P	Nov. 2021 ^P	Dec. 2021 ^P	Jan. 2022 ^P
Greige knit fabrics.	03	38		175.583	177.122	178.930	179.122	179.314
Weft (circular) knit fabrics, greige goods (excluding hosiery).	03	3803		168.344	168.600	169.696	169.696	169.696
Weft (circular) knit fabrics, greige goods (excluding hosiery).	03	380301		168.344	168.600	169.696	169.696	169.696
Warp knit fabrics, greige goods (excluding hosiery).	03	3804		181.042	184.948	188.025	188.574	189.123
Warp knit fabrics, greige goods (excluding hosiery).	03	380401		181.042	184.948	188.025	188.574	189.123
Tire cord and tire fabric.	03	39	06/84	—	—	—	145.132	148.286
Tire cord and tire fabrics.	03	3901	06/84	—	—	—	145.132	148.286
Tire cord and tire fabrics.	03	390101	06/84	—	—	—	145.132	148.286
Finished fabrics.		4		182.848	185.553	187.199	188.237	190.650
Finished broadwoven fabrics.	03	42		216.685	221.903	222.036	222.926	223.136
Finished cotton broadwoven fabrics.	03	4201		167.668	178.637	178.603	178.728	178.719
Finished cotton broadwoven fabrics.	03	420104	12/94	148.467	158.179	158.150	158.260	158.252
Finished manmade, silk, and other natural fiber (exc. cotton and wool) broadwoven fabrics.	03	4203		242.541	245.677	245.885	246.591	246.904
Finished manmade, silk, and other natural fiber (exc. cotton and wool) broadwoven fabrics.	03	420306	12/94	199.684	202.266	202.437	203.018	203.276
Finished manmade, silk, & natural fiber (exc cotton/wool) broadwoven, finished in weaving mills.	03	4203061	06/10	—	114.499	114.801	115.773	116.225
Finished manmade fiber, silk and other natural fiber broadwoven fabrics, finishing mill.	03	4203062	06/10	—	206.475	206.475	206.517	206.517
Woven and braided narrow fabrics.	03	44		223.966	225.105	227.486	228.380	233.302
Woven and braided narrow fabrics.	03	4402	06/84	223.967	225.105	227.486	228.380	233.302
Woven narrow fabrics (12 inches or less in width).	03	440204	12/89	196.585	196.931	197.513	197.772	202.945
Braided narrow fabrics (12 inches or less in width).	03	440205	12/08	184.253	186.369	191.050	192.734	195.244
Nonwoven fabrics and felts.	03	45		189.796	191.967	193.451	193.616	196.017
Nonwoven fabrics and felts.	03	4503		189.796	191.967	193.451	193.616	196.017
Nonwoven fabrics.	03	450321		188.993	191.243	192.496	192.659	195.168
Pressed, punched, or needled felts, excluding hats.	03	450333	12/01	123.377	123.635	127.565	127.694	127.694
Coated fabrics, not rubberized.	03	46	06/85	218.814	221.042	219.736	223.936	224.951
Coated fabrics, not rubberized.	03	4601	06/85	218.814	221.042	219.736	223.936	224.951
Vinyl coated fabrics, including expanded vinyl coated.	03	460102	06/85	224.053	226.438	227.180	226.888	226.740
Coated or laminated fabrics and coated yarns, incl. impregnated fabrics.	03	460103	06/85	220.533	222.740	220.663	226.577	228.036
Screen printed textile materials, embroideries, and lace goods.	03	47	06/85	192.823	195.246	199.704	201.109	206.228
Screen printed textile and apparel materials and embroideries.	03	4701	06/85	193.195	195.636	200.127	201.543	206.404
Embroideries (excluding Schiffli machine products) and embroidery contractors.	03	470103	12/11	119.857	120.826	121.623	122.218	124.706
Screen printing on garments, apparel accessories, and other fabric articles, excluding labels.	03	470108	12/85	190.463	193.136	198.464	200.000	205.089
Knit fabrics, finished in knitting mills.	03	48	12/03	137.214	141.882	143.550	144.617	145.755
Weft (circular) knit fabrics, knit and finished in the same establishment (excluding hosiery).	03	4801	12/03	154.719	163.938	166.202	166.202	166.202
Weft (circular) knit fabrics, knit and finished in the same establishment (excluding hosiery).	03	480101	12/03	154.719	163.938	166.202	166.202	166.202
Warp knit goods, knit and finished in the same establishment.	03	4802	12/03	122.591	123.944	125.162	126.971	128.902
Warp knit goods, knit and finished in the same establishment.	03	480201	12/03	122.591	123.944	125.162	126.971	128.902
Warp knit fabrics, knit and finished in same establishment.	03	4802011	06/08	137.052	138.596	139.810	141.874	144.032
Apparel & other fabricated textile prods.	03	8		162.340	163.579	163.966	166.586	168.792
Apparel.	03	81		147.213	147.689	148.155	148.394	150.285
Miscellaneous apparel and accessories.	03	8104	12/83	202.085	202.345	202.485	203.674	210.051
Men's and boys' fabric, straw, and felt hats, made from purchased materials.	03	810414	12/09	149.089	150.625	150.625	152.383	155.035
Hat bodies and fabric caps, made from purchased materials.	03	810416	12/09	165.993	165.993	165.993	174.653	174.653
Gloves and mittens, made from purchased materials.	03	810424	12/11	134.556	134.756	134.756	134.756	137.572
Leather and sheep-lined apparel, made from purchased materials.	03	810428	12/03	180.042	180.042	180.498	180.498	183.262
Apparel and accessories, n.e.c.	03	810441	12/85	170.316	170.423	170.563	170.563	177.379
All other cut and sew apparel, made from purchased materials.	03	8104411	06/09	119.939	119.939	120.080	120.080	126.944
Team sport uniforms, men's and boys', made from purchased fabrics.	03	81044111	12/11	123.357	123.357	123.357	123.357	135.200
Vestments and costumes, made from purchased materials.	03	81044115	12/11	114.064	114.064	114.251	114.251	120.077
Fabricated apparel accessories.	03	8104412	06/09	125.864	126.127	126.127	126.127	126.127
All other apparel accessories, made from purchased materials.	03	81044125	12/11	119.991	119.991	119.991	119.991	119.991
Women's, girls', and infants' cut and sew apparel.	03	8106	12/03	106.769	107.344	107.930	107.938	108.159
Women's and girls' knit shirts and blouses, made from purchased fabrics.	03	810601	12/03	122.856	125.053	125.053	125.053	125.053
Women's and girls' woven shirts and blouses, made from purchased fabrics.	03	810602	12/03	118.951	118.951	118.951	118.951	118.951
Women's and girls' dresses, made from purchased fabrics.	03	810611	12/03	102.943	102.943	102.943	102.943	103.131
Women's and girls' skirts, made from purchased fabrics.	03	810623		123.576	123.576	123.576	123.576	131.433

See footnotes at end of table.

Table 9. Producer price indexes for commodity and service groupings and individual items, not seasonally adjusted — Continued

[January 2022, Index base 1982=100, unless otherwise indicated]

Title	Commodity code		Other index base	Unadjusted index ¹				
	Group code	Item code		Sept. 2021	Oct. 2021 ^P	Nov. 2021 ^P	Dec. 2021 ^P	Jan. 2022 ^P
Women's and girls' slacks, jeans, & jean-cut casual slacks (exc sweatpants), mfgm.	03	810631	12/03	75.326	75.326	75.326	75.326	75.326
Women's and girls' swimwear, made from purchased fabrics.	03	810632	12/03	108.658	109.715	110.200	110.200	110.200
Women's and girls' shorts, including tennis skirts, made from purchased fabrics.	03	810637	12/09	107.095	107.095	107.778	107.778	112.012
Women's and girls' nontailored coats, jackets, vests, and washable service apparel, mfgm.	03	810639	12/09	87.769	87.769	87.769	87.769	87.769
Women's and girls' underwear, excluding foundation garments, made from purchased fabrics.	03	810641	12/03	115.971	115.971	115.971	115.971	116.311
Women's and girls' nightwear, excluding robes and dressing gowns, made from purchased fabrics.	03	810642	12/03	117.542	117.542	117.542	117.542	117.542
Men's and boys' cut and sew apparel.	03	8107	12/03	120.915	120.933	121.351	121.537	123.688
Men's and boys' work clothing and washable service apparel (excl. work shirts and jeans), mfgm.	03	810712	12/03	124.550	124.550	124.550	125.687	125.687
Men's and boys' knit dress and sport shirts, made from purchased fabrics.	03	810721	12/03	141.159	141.159	143.393	143.393	148.541
Men's and boys' woven dress and sport shirts, made from purchased fabrics.	03	810722	12/03	131.762	131.762	—	—	—
Men's and boys' suits, coats, and overcoats.	03	810735	12/13	106.068	106.068	106.068	106.068	106.068
Men's and boys' tailored suits, including dress uniforms (firefighter, military, police, etc.).	03	8107352	12/03	114.818	—	—	—	—
Men's and boys' tailored overcoats, dress and sport coats, and vests.	03	8107353	12/08	111.720	111.720	111.720	111.720	111.720
Men's and boys' nontailored coats, jackets, and vests (excl. ski apparel & work jackets).	03	810741	12/03	112.944	112.944	114.036	114.117	114.445
Men's and boys' heavyweight nontailored coats, jackets, and vests (excl. ski apparel & work).	03	8107411	12/11	116.787	116.787	116.787	116.932	117.519
Men's and boys' lightweight nontailored coats, jackets, and vests (excl. ski apparel & work).	03	8107412	12/11	107.177	107.177	109.628	109.628	109.628
Men's and boys' shorts (including dress and athletic) and swimwear, made from purchased fabric.	03	810742	12/03	102.970	104.788	104.788	104.788	104.928
Men's and boys' sweaters, sweatpants, jogging suits, beachwear (exc. swimwear), & ski apparel.	03	810743	12/03	121.208	121.208	121.208	121.208	129.563
Men's and boys' nightwear, robes, and underwear, made from purchased fabrics.	03	810761	12/03	153.078	153.078	149.474	149.474	161.145
Apparel made in knitting mills.	03	8108	12/03	117.163	117.643	117.643	117.646	118.777
Knit outerwear, underwear, and nightwear, made in knitting mills.	03	810808	05/16	104.073	105.594	105.594	105.594	105.603
Hosiery and socks.	03	810831	05/20	101.711	101.711	101.711	101.715	103.076
Textile house furnishings.	03	82		172.990	174.896	175.604	175.604	178.034
Textile house furnishings.	03	8203	06/83	186.332	188.385	189.148	189.148	191.765
Curtains and draperies, made from purchased materials.	03	820304	12/05	135.002	135.002	135.440	135.440	136.197
Other textiles, including towels and bed textiles.	03	820312	06/05	140.635	142.602	143.209	143.209	145.505
Fabricated textile products, made in weaving mills.	03	8203121	06/11	103.715	113.508	113.530	113.530	109.093
Other household textile products.	03	8203122	06/11	126.408	127.689	128.260	128.260	130.681
Bedspreads, made from purchased materials.	03	82031221	12/11	129.195	129.195	132.216	132.216	132.216
Sheets and pillowcases, made from purchased materials.	03	82031223	12/11	147.244	147.244	147.244	147.244	147.244
Other household furnishings, made from purchased materials.	03	82031226	12/11	122.339	123.790	124.284	124.284	127.025
Industrial and other fabricated products.	03	83		191.296	193.311	193.467	200.786	203.490
Industrial and other fabricated products.	03	8303		190.548	192.555	192.711	200.001	202.694
Rope, cordage, and twine.	03	830321	06/12	124.533	124.986	125.147	125.465	126.773
Duffle bags.	03	830333	06/10	121.674	121.674	121.674	121.674	—
All other textile bags.	03	830334	06/10	138.703	138.885	138.885	139.017	144.131
Canvas and related products.	03	830345	06/03	161.609	163.405	163.405	168.169	169.949
All other fabricated textile products, excluding trimming and findings.	03	830351	12/85	146.450	148.339	148.541	156.909	158.517
All other miscellaneous fabricated textile products.	03	8303516	09/18	106.878	108.798	109.008	109.159	110.830
Trimming and findings, excluding automobile and apparel.	03	830361	12/06	176.522	180.151	180.151	177.528	178.068
Miscellaneous textile products/services.	03	9	06/85	153.143	160.345	164.254	166.562	169.218
Miscellaneous textile products/services.	03	94	09/18	104.644	109.566	112.237	113.814	115.628
Miscellaneous textile products/services.	03	9401	09/18	104.644	109.566	112.237	113.814	115.628
Textile and fabric finishing, except broadwoven.	03	940103	12/01	131.635	136.167	140.680	142.723	145.790
Hides, skins, leather, and related products.	04	—		190.574	182.622	176.834	174.972	173.613
Hides and skins, incl. cattle.	04	1		172.405	153.458	137.973	130.204	126.320
Hides and skins, incl. cattle.	04	19	06/01	78.931	70.256	63.167	59.610	57.832
Hides, skins, and pelts, made in slaughtering plants.	04	1901	06/01	78.931	70.256	63.167	59.610	57.832
Hides, skins, and pelts, made in slaughtering plants.	04	190108	06/01	78.931	70.256	63.167	59.610	57.832
Leather.	04	2		234.813	216.830	201.795	202.060	197.398
Finished and unfinished leather.	04	27	12/97	128.725	118.867	110.625	110.770	108.214
Finished and unfinished leather.	04	2701	12/97	128.725	118.867	110.625	110.770	108.214
Finished and unfinished leather.	04	270102	12/03	107.379	99.155	92.280	92.401	90.269
Footwear.	04	3		215.945	217.972	223.122	224.484	224.510

See footnotes at end of table.

Table 9. Producer price indexes for commodity and service groupings and individual items, not seasonally adjusted — Continued

[January 2022, Index base 1982=100, unless otherwise indicated]

Title	Commodity code		Other index base	Unadjusted index ¹				
	Group code	Item code		Sept. 2021	Oct. 2021 ^P	Nov. 2021 ^P	Dec. 2021 ^P	Jan. 2022 ^P
Men's nonathletic footwear.....	04	31		243.749	244.035	251.699	252.908	252.952
Men's footwear (size 6 and larger), excluding athletic.....	04	3105	12/93	169.983	170.183	175.527	176.371	176.401
Men's footwear (size 6 and larger), excluding athletic.....	04	310501	12/93	170.111	170.311	175.660	176.504	176.534
Women's nonathletic footwear.....	04	32		179.872	181.829	183.724	185.593	185.593
Women's footwear (size 4 and larger), excluding athletic.....	04	3205	12/93	140.628	142.159	143.641	145.102	145.102
Women's footwear (size 4 and larger), excluding athletic.....	04	320501	12/93	140.552	142.081	143.562	145.023	145.023
Other footwear including slippers.....	04	39	12/02	147.842	164.753	164.753	164.753	164.753
Other leather and related products.....	04	4		201.416	202.328	202.928	203.597	205.806
Luggage and small leather goods.....	04	41		184.991	184.991	185.582	185.635	186.355
Luggage and small leather goods.....	04	4101		184.991	184.991	185.582	185.635	186.355
Luggage (including suitcases, travel bags, backpacks, and other types).....	04	410112	12/84	137.473	137.473	138.604	138.604	138.604
Women's and children's handbags and purses.....	04	410128	06/82	195.881	195.881	195.881	196.017	196.017
Personal leather goods (excluding women's handbags and purses).....	04	410132	06/82	188.490	188.490	188.490	188.490	192.303
Leather and leather-like goods, n.e.c.....	04	45	06/85	207.399	209.517	210.078	211.557	215.673
Leather and leather-like goods, n.e.c.....	04	4501	06/85	207.399	209.517	210.078	211.557	215.673
All other leather goods.....	04	450101	06/85	228.791	231.440	232.139	233.989	239.009
Boot and shoe cut stock and findings.....	04	4501011	12/11	105.275	108.437	108.437	108.437	108.437
All other miscellaneous leather goods.....	04	4501014	12/11	139.920	141.045	141.555	142.902	146.561
Leather belts, made from purchased materials.....	04	450111	06/85	169.357	169.357	169.364	169.364	170.067
Fuels and related products and power.....	05	—		212.739	227.188	230.010	216.648	220.183
Coal.....	05	1		192.425	188.747	189.447	189.445	219.391
Anthracite.....	05	11		199.077	199.077	206.972	214.724	214.733
Prepared anthracite shipped.....	05	1101		234.643	234.643	245.669	254.871	254.881
Prepared anthracite shipped.....	05	110117	12/86	241.671	241.671	253.028	262.505	262.515
Bituminous coal and lignite.....	05	12		192.235	188.535	189.185	189.131	219.257
Unprepared bituminous coal and lignite.....	05	1208		119.547	121.445	117.648	124.095	—
Unprepared bituminous coal and lignite.....	05	12081		119.547	121.445	117.648	124.095	—
Unprepared bituminous coal and lignite from surface mine.....	05	120811	06/08	102.316	103.940	100.691	106.209	—
Prepared bituminous coal and lignite.....	05	1209	12/01	214.005	208.621	210.611	208.597	247.781
Prepared bituminous coal & lignite, washed by wet-washing, pneumatic, or other.....	05	12091	12/01	221.692	210.464	209.227	208.574	271.708
Prepared bituminous coal & lignite surface mine, wet-washing, pneumatic, or other.....	05	120911	06/08	107.555	109.144	108.735	109.149	113.032
Prepared bituminous coal & lignite underground mine, wet-washing, pneumatic, or other.....	05	120912	06/08	106.444	97.922	97.243	96.604	138.821
Prepared bituminous coal & lignite, mechanically crushed/screened/sized only.....	05	12092	12/01	222.475	225.037	231.869	227.706	235.889
Prepared bituminous coal & lignite surface mine, mechanically crushed/screened/sized only.....	05	120921	06/08	150.193	151.718	153.023	152.265	154.136
Prepared bituminous coal underground mine, mechanically crushed/screened/sized only.....	05	120922	06/08	155.669	158.240	175.625	164.891	184.538
Gas fuels.....	05	3		199.730	246.342	249.650	214.258	171.448
Natural gas.....	05	31		172.735	216.688	225.028	195.373	144.472
Natural gas.....	05	3101		172.735	216.688	225.028	195.373	144.472
Natural gas.....	05	310105	06/96	218.926	274.632	285.202	247.618	183.105
Natural gas from the wellhead.....	05	3101051	06/09	122.996	153.680	159.007	137.824	95.748
Natural gas from processing facilities.....	05	3101052	06/09	114.543	147.879	157.602	138.401	144.587
Liquefied petroleum gas.....	05	32		251.823	288.670	259.845	209.477	239.073
Liquefied petroleum gas.....	05	3201		251.823	288.670	259.845	209.477	239.073
Isopentane and natural gasoline.....	05	320102	06/09	103.884	117.958	112.431	101.740	117.215
Propane.....	05	320104		302.635	344.595	296.213	218.970	247.151
Butane.....	05	320105		224.263	254.217	226.544	188.776	218.802
Plant condensate, ethane, gas mixtures, and other natural gas liquids.....	05	320108	06/09	77.335	89.539	81.703	65.949	75.089
Electric power.....	05	4		232.846	225.431	223.974	222.917	227.655
Residential electric power.....	05	41	12/90	194.426	189.817	189.287	189.846	193.119
Residential electric power.....	05	4121	12/90	194.426	189.817	189.287	189.846	193.119
Residential electric power.....	05	412101	12/90	194.426	189.817	189.287	189.846	193.119
Residential electric power, New England.....	05	4121011	12/07	148.962	154.002	154.002	154.002	167.857
Residential electric power, Middle Atlantic.....	05	4121012	12/07	122.829	121.588	118.962	122.298	120.275
Residential electric power, East North Central.....	05	4121013	12/07	154.778	144.157	144.725	144.283	143.112
Residential electric power, West North Central.....	05	4121014	12/07	148.144	132.716	132.646	130.640	131.868
Residential electric power, South Atlantic.....	05	4121015	12/07	131.244	125.738	126.591	127.167	130.072
Residential electric power, East South Central.....	05	4121016	12/07	139.194	136.331	137.946	140.233	141.427
Residential electric power, West South Central.....	05	4121017	12/07	125.732	123.555	121.841	120.463	121.804
Residential electric power, Mountain.....	05	4121018	12/07	123.385	123.922	120.297	120.224	120.959

See footnotes at end of table.

Table 9. Producer price indexes for commodity and service groupings and individual items, not seasonally adjusted — Continued
 [January 2022, Index base 1982=100, unless otherwise indicated]

Title	Commodity code		Other index base	Unadjusted index ¹				
	Group code	Item code		Sept. 2021	Oct. 2021 ^P	Nov. 2021 ^P	Dec. 2021 ^P	Jan. 2022 ^P
Residential electric power, Pacific.....	05	4121019	12/07	176.529	182.184	182.986	183.182	192.477
Commercial electric power.....	05	42		222.870	213.327	211.070	208.292	211.855
Commercial electric power.....	05	4221	12/90	195.071	186.719	184.743	182.312	185.431
Commercial electric power.....	05	422101	12/90	195.071	186.719	184.743	182.312	185.431
Commercial electric power, New England.....	05	4221011	12/07	152.360	151.302	151.302	151.302	164.546
Commercial electric power, Middle Atlantic.....	05	4221012	12/07	126.932	121.748	118.745	122.864	118.642
Commercial electric power, East North Central.....	05	4221013	12/07	139.594	131.417	132.696	131.271	130.837
Commercial electric power, West North Central.....	05	4221014	12/07	144.447	133.439	132.996	129.995	130.885
Commercial electric power, South Atlantic.....	05	4221015	12/07	110.568	109.525	109.547	110.345	114.513
Commercial electric power, East South Central.....	05	4221016	12/07	135.779	133.266	130.747	134.998	137.315
Commercial electric power, West South Central.....	05	4221017	12/07	125.641	120.501	115.646	114.915	116.071
Commercial electric power, Mountain.....	05	4221018	12/07	120.786	122.088	119.660	120.015	121.308
Commercial electric power, Pacific.....	05	4221019	12/07	183.196	166.984	166.334	149.046	156.661
Industrial electric power.....	05	43		263.224	255.325	253.435	251.614	261.414
Industrial electric power.....	05	4321	12/90	221.332	214.690	213.101	211.570	219.811
Industrial electric power.....	05	432101	12/90	221.332	214.690	213.101	211.570	219.811
Industrial electric power, New England.....	05	4321011	12/07	123.539	129.307	134.225	144.464	118.179
Industrial electric power, Middle Atlantic.....	05	4321012	12/07	139.423	145.787	143.126	147.879	145.875
Industrial electric power, East North Central.....	05	4321013	12/07	189.814	175.753	177.593	175.231	175.590
Industrial electric power, West North Central.....	05	4321014	12/07	158.791	145.119	139.344	139.905	139.093
Industrial electric power, South Atlantic.....	05	4321015	12/07	107.192	106.723	106.958	107.511	108.749
Industrial electric power, East South Central.....	05	4321016	12/07	127.199	123.268	122.667	124.644	128.162
Industrial electric power, West South Central.....	05	4321017	12/07	110.389	106.056	106.473	106.360	107.218
Industrial electric power, Mountain.....	05	4321018	12/07	149.225	171.661	162.550	156.743	156.981
Industrial electric power, Pacific.....	05	4321019	12/07	194.147	172.370	170.052	155.908	163.574
Transportation electric power.....	05	46	12/10	120.135	117.873	117.556	118.331	122.038
Transportation electric power.....	05	4621	12/10	120.135	117.873	117.556	118.331	122.038
Transportation electric power.....	05	462111	12/10	120.135	117.873	117.556	118.331	122.038
Utility natural gas.....	05	5	12/90	242.812	270.578	305.461	299.160	289.273
Residential natural gas.....	05	51	12/90	248.781	258.452	264.933	265.476	266.753
Residential natural gas.....	05	5121	12/90	248.781	258.452	264.933	265.476	266.753
Residential natural gas.....	05	512101	12/90	248.781	258.452	264.933	265.476	266.753
Residential natural gas, New England.....	05	5121011	06/12	125.563	128.031	155.765	158.226	155.191
Residential natural gas, Middle Atlantic.....	05	5121012	06/12	132.933	136.606	136.533	139.571	140.192
Residential natural gas, East North Central.....	05	5121013	06/12	148.976	150.206	152.911	148.106	144.742
Residential natural gas, West North Central.....	05	5121014	06/12	135.058	144.087	142.489	148.039	145.156
Residential natural gas, South Atlantic.....	05	5121015	06/12	122.054	131.390	132.552	130.470	128.577
Residential natural gas, East South Central.....	05	5121016	06/12	117.628	118.926	128.219	132.026	133.880
Residential natural gas, West South Central.....	05	5121017	06/12	169.181	176.951	186.275	185.079	182.229
Residential natural gas, Mountain.....	05	5121018	06/12	136.051	144.416	148.715	149.493	151.666
Residential natural gas, Pacific.....	05	5121019	06/12	146.620	156.084	157.169	159.831	174.168
Commercial natural gas.....	05	52	12/90	238.554	254.844	267.341	266.820	269.832
Commercial natural gas.....	05	5221	12/90	238.554	254.844	267.341	266.820	269.832
Commercial natural gas.....	05	522101	12/90	238.554	254.844	267.341	266.820	269.832
Commercial natural gas, New England.....	05	5221011	06/12	121.382	126.443	159.433	162.972	159.915
Commercial natural gas, Middle Atlantic.....	05	5221012	06/12	122.535	127.616	127.874	129.078	129.634
Commercial natural gas, East North Central.....	05	5221013	06/12	146.533	151.981	158.138	153.954	152.514
Commercial natural gas, West North Central.....	05	5221014	06/12	146.622	160.649	156.584	157.865	149.607
Commercial natural gas, South Atlantic.....	05	5221015	06/12	118.946	130.172	132.919	128.505	128.543
Commercial natural gas, East South Central.....	05	5221016	06/12	120.632	125.364	131.734	132.738	131.038
Commercial natural gas, West South Central.....	05	5221017	06/12	181.972	193.089	214.232	209.386	205.985
Commercial natural gas, Mountain.....	05	5221018	06/12	132.287	142.471	147.809	148.541	151.284
Commercial natural gas, Pacific.....	05	5221019	06/12	148.004	168.403	180.404	188.010	212.582
Industrial natural gas.....	05	53	12/90	195.721	221.827	230.769	226.751	218.392
Industrial natural gas.....	05	5321	12/90	195.721	221.827	230.769	226.751	218.392
Industrial natural gas.....	05	532101	12/90	195.721	221.827	230.769	226.751	218.392
Industrial natural gas, New England.....	05	5321011	09/16	116.112	124.080	162.420	166.862	161.929
Industrial natural gas, Middle Atlantic.....	05	5321012	09/16	129.650	159.062	160.063	158.056	152.012
Industrial natural gas, East North Central.....	05	5321013	06/12	160.071	164.874	170.254	167.231	172.628
Industrial natural gas, West North Central.....	05	5321014	06/12	138.226	149.133	147.801	156.922	150.051
Industrial natural gas, South Atlantic.....	05	5321015	09/16	131.145	144.827	148.104	149.451	145.286
Industrial natural gas, East South Central.....	05	5321016	09/16	121.433	125.334	140.910	144.565	142.546
Industrial natural gas, West South Central.....	05	5321017	09/16	141.655	184.738	190.941	175.012	153.068
Industrial natural gas, Mountain.....	05	5321018	09/16	116.803	119.038	127.708	128.480	129.803
Industrial natural gas, Pacific.....	05	5321019	09/16	103.886	110.957	116.195	120.924	123.292
Natural gas to electric power.....	05	54	12/90	208.083	254.210	323.675	309.109	284.808

See footnotes at end of table.

Table 9. Producer price indexes for commodity and service groupings and individual items, not seasonally adjusted — Continued
 [January 2022, Index base 1982=100, unless otherwise indicated]

Title	Commodity code		Other index base	Unadjusted index ¹				
	Group code	Item code		Sept. 2021	Oct. 2021 ^P	Nov. 2021 ^P	Dec. 2021 ^P	Jan. 2022 ^P
Natural gas to electric power.....	05	5421	12/90	208.083	254.210	323.675	309.109	284.808
Natural gas to electric power.....	05	542101	12/90	208.083	254.210	323.675	309.109	284.808
Crude petroleum (domestic production).....	05	6		194.123	220.924	223.201	195.076	225.358
Crude petroleum (domestic production).....	05	61		194.123	220.924	223.201	195.076	225.358
Crude petroleum (domestic production).....	05	6101		194.123	220.924	223.201	195.076	225.358
Crude petroleum (domestic production).....	05	610102	06/84	211.427	240.617	243.097	212.465	245.447
Petroleum products, refined.....	05	7		257.070	278.800	278.690	259.043	272.084
Gasoline.....	05	71		236.262	250.577	253.043	231.117	241.474
Unleaded premium gasoline.....	05	7103		252.742	262.550	267.561	245.999	257.102
Unleaded premium gasoline.....	05	710304	06/02	286.336	297.448	303.124	278.697	291.275
Unleaded regular gasoline.....	05	7104		231.992	247.150	248.876	227.035	237.304
Unleaded regular gasoline.....	05	710404	06/02	278.767	296.981	299.055	272.811	285.150
Unleaded mid-premium gasoline.....	05	7105	12/87	383.653	408.834	415.497	382.083	391.225
Unleaded mid-premium gasoline.....	05	710504	06/02	262.367	279.588	284.144	261.293	267.546
Kerosene and jet fuels.....	05	72		209.663	235.887	244.137	217.223	242.539
Kerosene.....	05	7202		223.768	255.539	250.372	228.632	247.673
Kerosene.....	05	720201		223.778	255.550	250.383	228.642	247.684
Jet fuel.....	05	7203		209.548	235.581	244.477	217.252	242.926
Jet fuel.....	05	720301		211.160	237.393	246.358	218.923	244.795
Light fuel oils.....	05	73		311.738	349.598	343.086	322.997	339.501
Home heating oil and distillates.....	05	7302		204.165	235.353	234.961	206.637	215.856
Home heating oil and distillates.....	05	730201		204.165	235.353	234.961	206.637	215.856
No. 2 diesel fuel.....	05	7303		334.175	374.107	366.731	346.746	364.599
No. 2 diesel fuel.....	05	730302	06/85	418.304	468.290	459.056	434.040	456.388
Residual fuels (heavy fuel oils, incl. #5, #6, & other residual fuels).....	05	74		194.118	212.416	221.650	219.642	206.113
Residual fuels (heavy fuel oils, incl. #5, #6, & other residual fuels).....	05	7407	06/85	285.161	312.042	325.606	322.657	302.783
Residual fuels (heavy fuel oils, incl. #5, #6, & other residual fuels).....	05	740703	06/02	252.028	275.786	287.773	285.167	267.602
Finished lubricants.....	05	76		482.415	498.878	498.782	499.648	502.997
Lubricating and similar oils.....	05	7604	06/85	457.843	474.724	474.624	475.524	478.466
Lubricating and similar oils not from petroleum refineries.....	05	760401	06/85	443.337	459.682	459.586	460.458	463.306
Lubricating oil base stocks.....	05	78	06/09	181.706	182.851	173.164	166.427	187.212
Lubricating oil base stocks.....	05	7801	06/09	181.706	182.851	173.164	166.427	187.212
Lubricating oil base stocks.....	05	780121	06/09	181.706	182.851	173.164	166.427	187.212
Asphalt and other petroleum and coal products, n.e.c.....	05	8	12/84	338.217	342.458	376.741	407.610	400.705
Asphalt and other petroleum and coal products, n.e.c.....	05	81	12/84	338.217	342.458	376.741	407.610	400.705
Asphalt.....	05	8102	06/85	248.544	245.052	264.984	248.417	238.558
Asphalt.....	05	810212	06/85	248.544	245.052	264.984	248.417	238.558
Other petroleum and coal products, including coke oven products, n.e.c.....	05	8103	12/84	621.119	641.753	714.941	847.929	844.549
Other petroleum and coal products, including coke oven products, n.e.c.....	05	810319	12/84	621.119	641.753	714.941	847.929	844.549
Other petroleum and coal products, made in coke oven establishments.....	05	8103191	06/09	143.766	144.051	144.213	149.263	154.047
Chemicals and allied products.....	06	—		343.866	347.152	351.441	349.796	350.765
Industrial chemicals.....	06	1		327.495	332.831	341.219	335.441	330.919
Basic inorganic chemicals.....	06	13		300.891	302.271	305.618	307.977	318.919
Inorganic chemicals, other than alkalis and chlorine.....	06	1302		302.457	300.455	303.948	303.843	303.421
Aluminum compounds.....	06	130209	06/95	135.606	131.428	131.428	131.428	138.274
Inorganic acids, inc. hydrochloric, sulfuric acid and other.....	06	13020T	12/08	105.266	107.027	107.549	103.030	104.714
Sulfuric acid.....	06	13020T1	06/87	202.181	203.739	202.578	190.322	191.823
Lime.....	06	130213		274.635	274.635	274.635	274.695	283.357
Potassium & sodium compounds, ex. bleaches.....	06	130217	06/01	331.459	335.007	342.546	348.418	356.715
Rock salt.....	06	130271	12/84	399.132	401.082	408.349	401.040	409.756
Other inorganic chemicals, nec.....	06	130283	12/06	166.841	164.449	166.436	167.645	163.136
All other inorganic chemicals.....	06	1302833	12/08	109.853	109.888	112.066	113.398	114.633
Alkalis and chlorine, including natural sodium carbonate and sulfate.....	06	1303		352.323	363.489	367.045	376.785	421.771
Natural sodium carbonate and sulfate.....	06	130301		179.217	183.538	182.560	187.010	162.097
Chlorine, sodium hydroxide, and other alkalis.....	06	130302	06/05	174.700	180.494	182.786	187.711	219.080
Sodium hydroxide (caustic soda).....	06	1303024	12/07	141.600	150.690	152.802	161.176	192.245
Other alkalis.....	06	1303028	12/11	114.615	114.867	116.931	116.288	127.061
Basic organic chemicals.....	06	14		332.763	338.740	347.951	340.870	333.896
Primary basic organic chemicals.....	06	1401		355.443	365.025	362.175	335.233	330.712
Aromatics.....	06	140197	06/01	243.569	237.086	249.989	243.625	243.721
Liquid refinery gases.....	06	140198	06/01	366.512	382.076	372.722	339.382	333.315
Cyclic intermediate chemicals and dyes.....	06	1402		272.868	277.648	281.928	288.200	289.483

See footnotes at end of table.

Table 9. Producer price indexes for commodity and service groupings and individual items, not seasonally adjusted — Continued
 [January 2022, Index base 1982=100, unless otherwise indicated]

Title	Commodity code		Other index base	Unadjusted index ¹				
	Group code	Item code		Sept. 2021	Oct. 2021 ^P	Nov. 2021 ^P	Dec. 2021 ^P	Jan. 2022 ^P
Cyclic intermediate chemicals.....	06	140281	06/01	260.338	264.367	268.612	274.502	273.126
Synthetic organic dyes.....	06	140282	06/01	103.690	108.811	109.435	112.397	129.045
Other basic organics.....	06	1403		285.309	288.595	304.096	308.235	299.987
Ethanol (ethyl alcohol).....	06	140341		293.845	295.523	351.069	370.822	311.217
Other basic organics, n.e.c.....	06	140399	06/87	275.697	279.390	282.367	281.670	289.196
Fatty acids.....	06	1403991	12/07	204.798	217.177	218.921	212.356	210.377
Bulk pesticides and other bulk synthetic organic agricultural chemicals, excluding preparation.....	06	1403992	12/07	253.406	269.724	269.724	269.724	285.117
Industrial organic flavor oil mixtures and blends.....	06	1403993	12/08	403.467	403.467	409.793	409.793	424.491
Natural organic chemicals.....	06	1403995	12/08	114.073	115.753	115.452	115.118	116.547
Synthetic organic chemicals for use as flavor and perfume materials.....	06	1403997	12/07	118.325	121.522	121.832	122.255	118.524
Synthetic organic plasticizers.....	06	1403999	12/07	124.236	125.439	134.427	150.115	151.495
Other synthetic organic chemicals.....	06	140399A	12/07	95.451	96.447	99.900	102.304	103.204
Miscellaneous end use chemicals and chemical products, excluding urea.....	06	140399B	12/07	192.138	192.839	192.942	192.944	198.577
Miscellaneous cyclic and acyclic chemicals and chemical products, excluding fatty acid esters.....	06	140399C	12/07	126.872	127.821	131.691	125.726	—
Paints and allied products.....	06	2		330.547	334.108	339.344	341.093	359.848
Prepared paint.....	06	21		343.031	346.877	349.664	353.323	376.661
Architectural coatings.....	06	2101		393.776	397.177	400.868	403.667	440.041
Architectural coatings.....	06	210104	12/03	216.023	217.889	219.913	221.449	241.403
Exterior architectural coatings.....	06	2101041	12/12	132.090	134.629	137.750	139.858	152.431
Interior architectural coatings.....	06	2101042	12/12	124.422	124.780	124.982	125.267	136.570
OEM finishes excluding marine coatings.....	06	2102	06/83	222.486	226.023	227.614	232.377	236.974
OEM finishes excluding marine coatings.....	06	210201	06/83	222.486	226.023	227.614	232.377	236.974
Transportation finishes, except powdered and high-solids coatings.....	06	2102011	12/12	112.927	114.519	114.315	114.771	115.394
All other product finishes for original equipment manufacturers (OEM), excluding marine coating.....	06	2102012	12/12	118.972	120.952	122.243	125.644	128.847
Special purpose coatings, incl. marine, industrial & construction coatings.....	06	2103	06/83	463.072	467.889	471.171	473.399	510.055
Special purpose coatings, incl. marine, industrial & construction coatings.....	06	210301	06/83	463.072	467.889	471.171	473.399	510.055
Paint materials.....	06	22		278.919	281.320	293.195	289.381	294.704
Paint colors.....	06	2202		230.696	232.944	244.063	240.492	244.373
All other inorganic pigments, including TiO2, chrome colors, and other white opaque pigments.....	06	22020N	09/21	100.000	101.114	107.008	105.521	107.016
Chrome colors and other inorganic pigments.....	06	22020N9	06/83	284.169	—	—	—	—
Synthetic organic pigments.....	06	220298	06/87	168.459	169.245	170.789	167.806	171.789
Kaolin and ball clay.....	06	2204		231.295	231.295	231.295	231.295	239.667
Kaolin and ball clay.....	06	220407		265.175	265.175	265.175	265.175	274.773
Allied and miscellaneous paint products.....	06	23	06/83	374.157	379.477	382.628	387.135	409.810
Allied and miscellaneous paint products.....	06	2301	06/83	374.157	379.477	382.628	387.135	409.810
Allied and miscellaneous paint products.....	06	230104	12/03	211.808	214.820	216.603	219.155	231.991
Drugs and pharmaceuticals.....	06	3		628.186	628.653	628.597	632.542	642.669
Medicinal and botanical chemicals, drugs, and other products.....	06	31		181.458	181.533	181.354	181.739	185.688
Medicinal and botanical chemicals, drugs, and other products.....	06	3102	06/82	181.512	181.587	181.408	181.793	185.743
Synthetic organic medicinal chemicals, medicinal & botanical drugs, & other products.....	06	310203	06/82	181.512	181.587	181.408	181.793	185.743
Biological products, including diagnostics.....	06	37		296.831	297.241	297.001	306.445	310.398
Biological products, excluding diagnostic, for veterinary, industrial, and all other misc. uses.....	06	3717	12/04	148.143	148.143	148.143	148.143	—
Diagnostics.....	06	3718	06/09	127.779	128.286	127.990	139.481	139.627
In-vitro diagnostic substances.....	06	371801		205.319	205.775	205.154	229.283	228.849
Biological products, excluding diagnostic, for human use.....	06	3719	06/09	147.645	147.639	147.642	147.642	151.241
Pharmaceutical preparations.....	06	38	06/01	276.365	276.534	276.579	276.540	281.186
Pharmaceuticals affecting neoplasms, the endocrine system, & metabolic diseases.....	06	3801	06/01	305.403	305.570	305.570	305.570	310.956
Cancer therapy products.....	06	380102	12/09	109.861	109.861	109.861	109.861	113.449
Insulin/antidiabetes products.....	06	380103	12/09	298.804	299.442	299.442	299.442	305.210
Other neoplasms, endocrine system, and metabolic diseases.....	06	380104	12/09	172.932	172.932	172.932	172.932	176.134
Hormones and oral contraceptives.....	06	380105	12/09	222.686	222.686	222.686	222.686	224.105
Pharmaceuticals acting on the central nervous system and the sense organs.....	06	3802	06/01	315.094	315.723	315.723	315.723	322.174
Analgesics.....	06	380202	12/09	262.158	263.448	263.448	263.448	271.097
Analgesics, over-the-counter.....	06	380202OC	06/81	251.940	261.872	261.872	261.872	261.872
Analgesics, prescription.....	06	380202RX	06/81	2,251.054	2,258.267	2,258.267	2,258.267	2,327.216
Psychotherapeutics.....	06	380203	12/09	181.409	181.409	181.409	181.409	185.023
Antidepressants.....	06	3802031	12/09	180.515	180.515	180.515	180.515	183.981

See footnotes at end of table.

Table 9. Producer price indexes for commodity and service groupings and individual items, not seasonally adjusted — Continued
 [January 2022, Index base 1982=100, unless otherwise indicated]

Title	Commodity code		Other index base	Unadjusted index ¹				
	Group code	Item code		Sept. 2021	Oct. 2021 ^P	Nov. 2021 ^P	Dec. 2021 ^P	Jan. 2022 ^P
Other psychotherapeutics, including tranquilizers.....	06	3802032	12/09	196.405	196.405	196.405	196.405	200.476
Anticonvulsants.....	06	380204	12/09	238.085	238.085	238.085	238.085	238.085
Other central nervous system and sense organs.....	06	380205	12/09	190.435	190.435	190.435	190.435	193.082
Pharmaceuticals acting on the cardiovascular system.....	06	3803	06/01	422.345	422.345	422.345	422.345	426.030
Other cardiovascular preparations.....	06	380305	12/09	319.980	319.980	319.980	319.980	319.980
Pharmaceuticals acting on the respiratory system.....	06	3804	06/01	229.205	229.205	229.356	229.356	233.399
Antihistamines and bronchodilators, including antiasthmatics.....	06	380402	12/07	157.690	157.690	157.690	157.690	157.690
Other respiratory preparations.....	06	380403	12/07	197.650	197.650	197.824	197.824	202.524
Other respiratory preparations, over-the-counter.....	06	380403OC	12/07	116.997	116.997	117.793	117.793	119.758
Other respiratory preparations, prescription.....	06	380403RX	12/07	220.107	220.107	220.107	220.107	225.571
Pharmaceuticals acting on the digestive or the genito-urinary systems.....	06	3805	06/01	202.469	202.469	202.449	202.449	202.450
Other digestive or genito-urinary preparations.....	06	380503	12/09	147.239	147.239	147.224	147.224	147.225
Other digestive or genito-urinary preparations, over-the-counter.....	06	380503OC	06/01	127.631	127.631	127.631	127.631	127.631
Other digestive or genito-urinary preparations, prescription.....	06	380503RX	06/01	222.189	222.189	222.164	222.164	222.165
Pharmaceuticals acting on the skin.....	06	3806	06/01	189.499	189.499	189.499	189.499	190.342
Other pharmaceutical preparations acting on the skin.....	06	380603	12/09	124.134	124.134	124.134	124.134	124.939
Anti-acne preparations.....	06	380604	12/09	111.726	111.726	111.726	111.726	111.726
Vitamin, nutrient, and hematinic preparations.....	06	3807	06/01	139.876	139.721	139.867	139.554	144.299
Multivitamins.....	06	380702	12/09	108.574	108.574	108.574	108.574	116.812
Other vitamins and nutrients.....	06	380703	12/09	132.939	132.687	132.924	132.416	132.968
Pharmaceuticals affecting parasitic and infective diseases.....	06	3808	06/01	268.760	268.760	268.760	268.760	271.856
Broad and medium spectrum antibiotics.....	06	380802	12/09	169.495	169.495	169.495	169.495	170.335
Systemic antivirals.....	06	380803	12/09	183.682	183.682	183.682	183.682	187.053
Other parasitic and infective diseases.....	06	380804	12/09	204.129	204.129	204.129	204.129	206.526
Fats and oils, inedible.....	06	4		365.787	364.119	365.021	340.696	341.092
Fats and oils, inedible.....	06	41		365.787	364.119	365.021	340.696	341.092
Fats and oils, inedible.....	06	4101		365.787	364.119	365.021	340.696	341.092
Soybean oil, processed for inedible purposes.....	06	410131	06/95	219.602	217.720	216.857	201.749	203.788
Crude soybean oil, degummed, made from soybeans crushed in the same establishment.....	06	4101311	12/07	91.966	90.872	91.904	91.106	89.306
Soybean oil, all other types.....	06	4101312	12/07	174.149	172.910	171.070	154.508	158.324
Lard, inedible tallow, and grease, except wool grease.....	06	410132	06/02	517.924	523.647	537.828	508.019	492.030
Agricultural chemicals and chemical products.....	06	5		284.824	297.009	311.017	325.197	337.678
Mixed fertilizers.....	06	51		228.288	230.486	237.994	246.112	256.505
Mixed fertilizers.....	06	5105	06/86	240.887	243.206	251.128	259.694	270.660
Mixed fertilizers.....	06	510501	06/86	240.887	243.206	251.128	259.694	270.660
Mixed fertilizers, made in plants which manufacture fertilizer materials.....	06	5105011	12/09	210.282	208.177	222.061	233.341	—
Mixed fertilizers, dry, mixing only.....	06	5105012	12/09	115.741	117.681	118.742	119.970	125.352
Mixed fertilizers, liquid, mixing only.....	06	5105013	12/09	142.338	147.037	153.350	166.747	173.361
Fertilizer materials.....	06	52		343.919	371.464	401.768	432.200	446.342
Nitrogenates.....	06	5201		356.487	411.070	459.474	516.299	551.732
Fertilizer materials of organic origin.....	06	520137	12/93	222.291	222.291	222.291	222.291	240.474
Synthetic ammonia, nitric acid, ammonium compounds, and urea.....	06	52013A	12/14	114.009	132.574	149.037	168.364	179.824
Phosphates.....	06	5202		329.525	339.356	357.581	370.654	—
Phosphoric acid, 52-54 percent APA, superphosphates and other phosphate fertilizer materials.....	06	52026A	12/14	142.660	146.916	154.806	160.466	—
Other agricultural chemicals.....	06	53		207.656	208.793	209.079	209.350	219.080
Other agricultural chemicals.....	06	5301		207.656	208.793	209.079	209.350	219.080
Lawn and garden pesticides and chemicals.....	06	530107	06/03	161.582	166.260	168.996	168.996	168.996
Household and institutional pesticides and chemicals.....	06	530108	06/03	149.424	150.897	151.401	153.290	158.370
Agricultural and commercial pesticides and chemicals.....	06	530109	06/03	137.586	138.031	138.031	138.031	145.164
Plastic resins and materials.....	06	6		325.790	326.733	323.212	313.697	303.199
Thermoplastic resins and plastics materials.....	06	62		339.206	339.441	335.086	323.464	310.192
Thermoplastic resins and plastics materials.....	06	6212	12/03	235.713	235.876	232.850	224.774	215.551
Thermoplastic resins and plastics materials.....	06	621201	12/03	235.713	235.876	232.850	224.774	215.551
Thermosetting resins and plastics materials.....	06	63		265.266	270.724	272.189	275.222	281.395
Thermosetting resins and plastics materials.....	06	6306	12/98	189.032	192.922	193.966	196.127	200.526
Thermosetting resins and plastics materials.....	06	630601	12/98	189.032	192.922	193.966	196.127	200.526
Other chemicals and allied products.....	06	7		219.592	220.899	223.832	225.800	229.269
Soaps and detergents.....	06	71		193.292	194.015	194.777	194.931	196.285
Soaps and other detergents.....	06	7104	06/83	185.648	186.343	187.074	187.222	188.523
Soaps and detergents, commercial, industrial, and institutional.....	06	710401	06/83	258.059	259.658	261.644	261.810	266.020
Commercial, industrial, and institutional hard surface cleaners.....	06	71040101	12/11	103.955	104.260	104.702	104.962	106.328
Commercial, industrial, and institutional laundry detergents.....	06	71040102	12/11	119.010	119.753	122.061	122.065	122.065
Commercial, industrial, and institutional dishwashing detergents.....	06	71040103	12/11	122.851	122.983	123.444	123.508	128.202

See footnotes at end of table.

Table 9. Producer price indexes for commodity and service groupings and individual items, not seasonally adjusted — Continued
 [January 2022, Index base 1982=100, unless otherwise indicated]

Title	Commodity code		Other index base	Unadjusted index ¹				
	Group code	Item code		Sept. 2021	Oct. 2021 ^P	Nov. 2021 ^P	Dec. 2021 ^P	Jan. 2022 ^P
Commercial, industrial, and institutional metal cleaners.....	06	71040104	12/11	121.517	127.895	127.895	128.262	129.121
Dairy, farm, and food plant cleaners, sanitizers, etc.....	06	71040106	12/11	118.241	118.867	118.867	119.069	119.475
Commercial, industrial, and institutional soaps, excluding specialty cleaners.....	06	71040107	12/11	124.552	126.859	127.173	127.151	127.465
Commercial, industrial, and institutional scouring cleaners.....	06	71040109	05/18	100.353	100.353	100.353	100.353	100.353
Household detergents.....	06	710402	06/11	162.554	162.674	162.935	162.922	163.004
Household alkaline detergents and cleaners.....	06	7104021	05/18	107.724	108.025	108.153	108.121	108.325
Household dry and liquid laundry detergents.....	06	7104022	05/18	107.154	107.154	107.342	107.342	107.342
Soaps, excluding specialty cleaners, household.....	06	710403	06/83	196.184	197.529	197.528	198.451	198.451
Polish and other sanitation goods.....	06	72	06/83	209.717	210.014	213.284	213.966	216.125
Polish and other sanitation goods.....	06	7201	06/83	209.717	210.014	213.284	213.966	216.125
Polishing preparations and related products.....	06	720103	06/83	251.644	253.685	256.416	259.371	264.179
Specialty cleaning and sanitation products.....	06	720105	05/17	110.586	110.660	112.902	113.196	114.458
Disinfectants, nonagricultural, industrial and institutional.....	06	7201051	05/17	136.796	136.796	140.067	140.067	140.711
Air and room fresheners.....	06	7201053	12/11	109.631	109.824	115.997	115.997	120.382
Laundry fabric softeners and rinses, liquid and dry.....	06	7201058	05/17	106.468	106.468	106.468	106.566	107.011
Other specialty cleaning and sanitation products.....	06	7201059	12/11	112.179	112.291	114.147	114.895	115.615
Cosmetics and other toilet preparations.....	06	75	06/83	169.451	169.788	169.809	170.553	173.175
Shaving preparations.....	06	7502	06/83	—	162.372	161.669	166.013	167.026
Shaving preparations.....	06	750206	06/99	—	143.666	143.044	146.887	147.784
Perfumes, toilet waters, and colognes.....	06	7503	06/83	—	174.401	174.401	179.782	184.900
Perfumes, toilet waters, and colognes.....	06	750306	06/99	—	108.775	108.775	112.131	115.324
Hair preparations (including shampoos).....	06	7504	06/83	193.875	195.471	195.514	195.955	200.701
Hair preparations (including shampoos).....	06	750407	06/99	143.501	144.682	144.714	145.040	148.553
Hair preparations incl professional, consumer, and cream/gel shampoos.....	06	75040701	12/11	126.347	127.435	127.435	127.848	131.785
Hair tonics and hair dressings incl professional and consumer use.....	06	75040702	12/11	106.204	106.950	107.049	106.955	107.315
Toothpastes, denture cleaners, and mouthwashes.....	06	7505	06/83	148.946	148.989	149.273	149.273	149.295
Denture cleaners, mouthwashes, gargles, and rinses.....	06	750504	12/11	—	116.005	116.307	116.307	116.337
Creams, lotions, and oils, excluding shaving, hair, and deodorant.....	06	7514	06/99	118.411	118.439	118.391	118.558	122.136
Creams, lotions, and oils, excluding shaving, hair, and deodorant.....	06	751401	06/99	118.411	118.439	118.391	118.558	122.136
Other cosmetics and toilet preparations.....	06	7515	06/99	114.666	114.693	114.693	114.895	115.359
Other cosmetics and toilet preparations.....	06	751501	06/99	114.666	114.693	114.693	114.895	115.359
Misc. chemical prod. and preparations.....	06	79	06/83	269.879	272.364	278.249	282.150	287.408
Explosives, propellants, and blasting accessories.....	06	7902	06/83	238.098	239.651	239.674	242.801	250.050
Explosives, propellants, and blasting accessories.....	06	790234	12/03	146.352	147.307	147.321	149.243	153.699
Industrial gases.....	06	7903	06/83	298.109	292.244	328.042	334.937	335.729
Carbon dioxide.....	06	790302	06/83	413.849	415.471	413.200	408.711	416.311
Nitrogen.....	06	790303	06/83	249.366	249.842	251.220	251.462	251.194
Oxygen.....	06	790304	06/83	391.119	390.593	390.593	390.696	393.067
Argon and hydrogen.....	06	790309	06/09	84.005	83.224	83.163	83.133	83.541
Other industrial gases (including fluorocarbon and acetylene).....	06	790312	06/09	222.121	213.837	266.557	277.083	277.083
Adhesives and sealants.....	06	7904	12/83	292.883	294.762	296.551	303.281	310.640
Synthetic resin and rubber adhesives.....	06	790402	12/83	297.634	300.119	302.944	309.866	314.634
Epoxy adhesives.....	06	7904021	12/11	132.163	133.060	133.060	135.434	135.243
Other synthetic resin and rubber adhesives.....	06	7904026	12/11	113.411	114.665	117.697	120.341	124.989
Structural sealants (load bearing).....	06	790407	12/11	109.401	110.103	110.103	110.103	111.203
Nonstructural caulking compounds and sealants.....	06	79040A	12/11	138.295	138.512	138.512	142.960	150.909
Surface active agents.....	06	7905	12/83	309.957	317.427	316.424	319.970	328.605
Textile and leather assistants and finishes.....	06	790501	12/83	216.688	216.688	218.593	220.434	221.375
Surfactants (bulk surface active agents).....	06	790502	12/83	336.103	345.482	343.756	347.758	358.367
Gum and wood chemicals, including wood distillation products.....	06	7906	06/84	432.538	436.037	436.942	437.769	463.963
Gum and wood chemicals, including wood distillation products.....	06	790607	12/03	282.395	284.680	285.271	285.810	302.912
Other miscellaneous chemical products.....	06	7909	06/83	230.556	233.478	236.207	238.564	241.834
Carbon black.....	06	790918	12/83	456.826	466.121	483.348	552.591	542.224
Printing ink.....	06	790919	06/84	232.592	237.011	238.587	238.666	241.236
Gravure printing inks.....	06	7909192	12/11	104.286	104.286	104.286	104.286	104.286
Lithographic and offset inks.....	06	7909193	12/11	114.634	118.300	118.372	118.372	119.696
News and nonheat web offset printing inks.....	06	79091931	12/11	120.339	126.368	126.371	126.371	126.371
Publication and commercial web inks.....	06	79091932	12/11	113.443	117.275	117.275	117.275	117.275
Sheet-fed general inks.....	06	79091933	12/11	114.630	117.014	117.463	117.463	121.176
Sheet-fed packaging inks.....	06	79091934	12/11	112.843	115.294	115.294	115.294	119.122
Flexographic printing inks.....	06	7909194	12/11	126.874	132.060	132.337	132.417	143.106
Nonimpact/digital inks.....	06	7909195	12/11	170.944	171.476	174.058	173.968	171.268
All other printing inks.....	06	7909196	12/11	107.061	108.364	108.967	109.803	109.803
Water-treating compounds.....	06	790961	06/85	207.209	211.882	210.097	214.093	226.378
Automotive chemicals.....	06	790991	06/09	107.566	108.291	108.291	108.291	109.142
Other chemical preparations, n.e.c.....	06	790999	06/85	256.965	257.560	262.728	259.010	262.319

See footnotes at end of table.

Table 9. Producer price indexes for commodity and service groupings and individual items, not seasonally adjusted — Continued

[January 2022, Index base 1982=100, unless otherwise indicated]

Title	Commodity code		Other index base	Unadjusted index ¹				
	Group code	Item code		Sept. 2021	Oct. 2021 ^P	Nov. 2021 ^P	Dec. 2021 ^P	Jan. 2022 ^P
Rubber and plastic products.....	07	—		227.078	231.226	234.685	237.691	241.512
Rubber and rubber products.....	07	1		197.201	198.549	199.005	199.646	205.974
Synthetic rubber, inc. styrene-butadiene rubber (SBR) and ethylene propylene.....	07	11		247.711	248.567	244.803	236.956	238.261
Synthetic rubber.....	07	1102		248.999	249.859	246.076	238.188	239.500
Synthetic rubber, inc. sbr and ethylene propylene.....	07	110224	06/03	197.271	197.952	194.954	188.706	189.745
Tires, tubes, tread, & repair materials.....	07	12		162.942	163.515	164.890	165.541	172.763
Tires.....	07	1201		158.976	159.569	160.991	161.665	169.062
Pneumatic tires (including passenger, truck, bus, tractor, industrial, and other tires).....	07	12010		158.894	159.492	160.753	161.432	168.886
Passenger car pneumatic tires.....	07	120104	12/03	161.382	163.386	163.850	164.176	172.416
Truck and bus (including off-the-highway) pneumatic tires.....	07	120105		163.793	162.106	164.759	165.525	173.913
Tread rubber, tire sundries, and repair materials.....	07	1203		244.703	244.741	244.860	244.905	247.269
Tread rubber, tire sundries, and repair materials.....	07	120354	12/03	176.031	176.058	176.144	176.176	177.877
Miscellaneous rubber products.....	07	13		219.915	222.249	223.229	226.772	234.080
Rubber and plastics footwear, including athletic footwear.....	07	1301		149.748	149.777	149.777	151.805	151.706
Rubber and plastics footwear, including athletic footwear.....	07	130109	12/11	111.617	111.639	111.639	113.150	113.077
Rubber and plastics belts and belting.....	07	1303		310.829	311.360	315.531	318.764	324.885
Flat rubber and plastics belts and belting.....	07	130371	12/03	280.346	280.819	286.269	290.826	296.866
Rubber and plastics transmission belts and belting (excluding flat).....	07	130372	12/03	140.545	140.790	141.173	141.173	143.477
Rubber and plastics hose.....	07	1304		287.702	290.128	289.853	294.911	296.836
Rubber and plastics hose.....	07	130411	12/11	127.566	128.642	128.520	130.763	131.616
Industrial rubber and plastics hose without fittings.....	07	1304116	12/11	121.020	121.930	121.930	122.185	123.724
Rubber and plastics water hose (incl. fire, irrigation, etc.).....	07	1304117	12/11	167.941	174.088	174.679	181.335	182.936
Rubber and plastics hose for on- and off-highway motor vehicles.....	07	1304118	12/11	115.093	116.093	115.506	116.495	117.221
Miscellaneous rubber products, n.e.c.....	07	1306	06/83	193.632	196.054	196.907	200.135	208.083
All other industrial rubber products.....	07	130604	06/83	272.781	274.342	274.342	275.025	275.927
All other miscellaneous rubber goods.....	07	130606	06/83	216.947	218.361	219.943	223.531	228.105
Rubber compounds or mixtures for sale or interplant transfer.....	07	130612	06/83	256.228	264.347	264.347	266.397	279.187
Rubber druggist and medical sundries, excluding gloves.....	07	130616	12/03	141.647	141.647	141.647	141.828	141.828
Rubber products for mechanical use.....	07	130617	12/04	118.658	119.058	119.705	121.956	127.684
Molded rubber mechanical goods automotive.....	07	1306171	12/11	93.560	93.638	93.638	93.638	94.994
Molded rubber mechanical goods, transportation/off-highway.....	07	1306172	12/11	106.161	106.161	107.282	117.221	117.221
Other molded rubber mechanical goods (excluding tubing).....	07	1306179	12/11	122.549	124.831	124.831	127.902	133.974
Other extruded rubber mechanical goods (excl. auto)(excl. tubing).....	07	130617C	12/11	120.616	120.616	128.531	128.531	128.510
Rubber coated fabrics and garments.....	07	130618	06/06	165.342	165.342	165.630	177.574	177.574
Plastic products.....	07	2		246.089	251.385	256.039	259.996	263.068
Plastic construction products.....	07	21		305.951	314.861	318.993	322.880	328.541
Plastic construction products.....	07	2106		305.951	314.862	318.993	322.880	328.541
Plastics pipe.....	07	210603	12/05	181.817	189.569	191.043	194.662	196.922
Plastics drain, waste, and vent pipe.....	07	2106031	12/11	146.779	152.098	153.906	158.386	162.871
Plastics water pipe.....	07	2106033	12/11	196.195	206.599	209.005	213.227	216.245
Plastics sewer, stormdrain, and water main pipe.....	07	2106038	12/17	186.047	196.936	200.505	210.558	210.839
Other plastics pipe.....	07	210603B	12/11	189.017	190.391	190.272	185.878	186.743
Plastics pipe fittings and unions.....	07	210604	12/05	259.135	266.987	268.522	275.780	290.737
Plastics plumbing fixtures.....	07	210605	12/05	150.138	152.244	157.388	157.389	160.138
Other plastic construction products.....	07	210606		257.673	263.496	267.103	269.153	273.470
Building and construction polystyrene foam products.....	07	2106061	06/08	150.268	162.595	173.248	173.645	178.087
Building & construction fabricated plastics products (excl foam, plumbing fixtures, hardware).....	07	2106063	06/08	149.937	152.047	152.922	154.229	156.466
Unsupported plastic film, sheet and other shapes.....	07	22		263.735	270.885	275.989	278.765	279.890
Unsupported plastic film, sheet and other shapes.....	07	2205	12/82	261.352	268.437	273.495	276.246	277.361
Unsupported plastic film, sheet and other shapes.....	07	220501	12/82	261.352	268.437	273.495	276.246	277.361
Unlaminated polyethylene film and sheet.....	07	2205011	12/11	128.944	128.565	132.399	135.250	134.062
Unlaminated vinyl and vinyl copolymer film and sheet.....	07	2205013	12/11	137.119	141.418	141.862	143.007	143.007
Miscellaneous unlaminated plastics film and sheet.....	07	2205014	12/11	110.747	113.239	117.038	118.852	118.988
Unlaminated plastics profile shapes.....	07	2205015	12/11	122.329	125.687	125.688	124.576	130.260
Laminated plastic sheets, rods, and tubes.....	07	23		225.487	227.101	227.567	230.052	234.621
Laminated plastics plates, sheet (excluding packaging), and shapes.....	07	2304		225.791	227.407	227.874	230.362	234.937
Laminated plastics plates, sheet (excluding packaging), and shapes.....	07	230401	12/82	232.419	234.083	234.564	237.125	241.834
Parts for manufacturing from plastics.....	07	26		169.014	170.848	172.050	175.325	177.451
Parts for transportation equipment.....	07	2601		159.373	161.331	162.650	166.976	168.720
Parts for transportation equipment.....	07	260105	12/82	158.072	160.013	161.322	165.612	167.342
Transportation polyurethane foam products.....	07	2601051	12/11	115.615	115.615	115.615	115.615	117.268
Transportation fabricated plastic parts (excluding foam and reinforced plastics).....	07	2601052	12/11	122.622	124.252	125.350	128.951	130.259
Other parts and components for manufacturing.....	07	2602		153.848	156.194	157.366	158.117	161.577

See footnotes at end of table.

Table 9. Producer price indexes for commodity and service groupings and individual items, not seasonally adjusted — Continued
 [January 2022, Index base 1982=100, unless otherwise indicated]

Title	Commodity code		Other index base	Unadjusted index ¹				
	Group code	Item code		Sept. 2021	Oct. 2021 ^P	Nov. 2021 ^P	Dec. 2021 ^P	Jan. 2022 ^P
Other parts and components for manufacturing.....	07	260205	12/82	153.967	156.315	157.488	158.239	161.702
All other miscellaneous polyurethane foam products.....	07	2602051	12/11	109.553	110.645	110.645	113.305	112.875
Electrical & electronic fabricated plastics (excl. foam and reinforced plastics).....	07	2602052	12/11	100.984	102.215	102.380	102.380	102.781
All other polystyrene foam products incl. transportation application uses.....	07	2602053	12/11	125.255	129.706	136.029	138.950	146.188
Industrial machinery plastics products, excl foam (incl gears, bearings, bushings, cams).....	07	2602054	12/11	126.102	127.665	127.665	127.316	132.012
Foam components for furniture.....	07	2603	12/82	295.717	293.959	293.840	295.319	295.899
Foam components for furniture.....	07	260305	12/99	217.893	216.597	216.510	217.600	218.027
Other plastic products.....	07	29	12/82	268.088	278.506	279.744	282.779	290.334
Other plastic products.....	07	2901	12/82	268.088	278.506	279.744	282.779	290.334
Custom compounding of purchased plastic resins (incl color concentrates and resin pellets).....	07	290196	12/99	191.339	202.610	204.136	206.897	211.328
All other reinforced and fiberglass plastics products.....	07	290197	12/99	193.587	195.943	195.976	197.422	205.458
Products made of foam other than polystyrene or polyurethane.....	07	290198	12/99	153.009	154.885	154.885	155.758	155.758
Plastic packaging products.....	07	2A	12/06	137.100	139.972	143.147	143.752	145.503
Plastic packaging products.....	07	2A01	12/06	137.100	139.972	143.147	143.752	145.503
Plastic packaging products.....	07	2A0101	12/06	137.100	139.972	143.147	143.752	145.503
Other plastic packaging products, excluding film, sheet, foam and bottles.....	07	2A01012	12/09	134.585	137.419	140.263	140.168	138.842
Packaging polyurethane foam products.....	07	2A01013	12/09	195.065	195.065	195.065	195.065	195.065
Plastic bottles.....	07	2A01014	12/09	120.032	121.848	122.767	122.718	126.441
Polystyrene foam food containers.....	07	2A01015	12/11	187.365	197.185	215.693	228.271	241.186
Polystyrene foam protective shipping pads/shaped cushioning/other foam packaging supplies.....	07	2A01016	12/11	152.619	156.244	165.559	166.348	175.978
Consumer, institutional, and commercial products, n.e.c.....	07	2B	12/06	159.304	161.234	168.238	174.516	174.935
All other consumer, institutional, and commercial products.....	07	2B01	12/06	159.304	161.234	168.238	174.516	174.935
All other consumer, institutional, and commercial products.....	07	2B0101	12/06	159.304	161.234	168.238	174.516	174.935
Consumer and institutional polystyrene foam products.....	07	2B01011	12/07	176.814	187.152	200.397	211.344	220.908
Consumer and institutional polyurethane foam products.....	07	2B01013	12/07	171.705	171.705	171.705	171.705	171.705
Consumer/institutional/commercial fabricated plastics products.....	07	2B01015	12/07	145.632	146.263	152.129	157.521	156.580
Recyclable plastics.....	07	2C	12/11	96.140	96.148	97.537	97.960	97.960
Recyclable plastics.....	07	2C01	12/11	96.140	96.148	97.537	97.960	97.960
Recyclable plastics.....	07	2C0101	12/11	96.140	96.148	97.537	97.960	97.960
Lumber and wood products.....	08	—		293.026	297.771	301.786	318.833	346.891
Lumber.....	08	1		275.379	288.833	299.650	346.065	404.714
Softwood lumber.....	08	11		273.862	292.391	309.912	383.103	476.510
Softwood cut stock and dimension.....	08	1105		299.458	315.599	316.462	349.824	418.890
Softwood cut stock and dimension.....	08	110503		319.614	336.841	337.762	373.369	447.085
Softwood lumber, not edge worked.....	08	1106	12/03	136.689	148.197	159.491	205.249	263.984
Softwood lumber, not edge worked.....	08	110601	12/03	136.689	148.197	159.491	205.249	263.984
Softwood dressed lumber, less than 2 inches in nominal thickness, not edge worked.....	08	1106012	06/12	188.883	151.374	149.060	155.282	168.393
Softwood dressed 2-inch lumber, 2 inches in nominal thickness only, not edge worked.....	08	1106013	06/12	133.008	159.816	178.808	262.142	352.139
Softwood dressed lumber and timbers, more than 2 inches in nominal thickness, not edge worked.....	08	1106014	06/12	131.961	158.549	180.433	196.620	332.324
Softwood lumber, made from purchased lumber.....	08	1107	12/03	271.175	273.510	276.339	291.184	300.685
Softwood lumber, made from purchased lumber.....	08	110701	12/03	271.175	273.510	276.339	291.184	300.685
Hardwood lumber.....	08	12		295.936	301.227	300.807	302.557	303.118
Hardwood cut stock and dimension.....	08	1203		361.849	361.849	361.849	361.849	361.849
Hardwood cut stock and dimension.....	08	120311	06/84	314.823	314.823	314.823	314.823	314.823
Hardwood flooring.....	08	1204	06/84	227.888	231.556	242.456	250.176	253.761
Oak and maple hardwood flooring.....	08	120401	06/84	230.271	232.853	246.017	255.395	257.412
Hardwood flooring, other than oak and maple.....	08	120402	12/11	133.206	138.652	138.712	138.592	145.404
Hardwood lumber, not edge worked.....	08	1205	12/03	148.734	154.105	150.223	149.712	149.348
Hardwood lumber, not edge worked.....	08	120501	12/03	148.734	154.105	150.223	149.712	149.348
Millwork.....	08	2		328.684	328.349	330.312	337.094	353.619
General millwork.....	08	21		294.914	297.054	298.516	300.444	307.631
General millwork.....	08	2101		294.914	297.054	298.516	300.444	307.631
Stock wood kitchen cabinets, related cabinetwork and countertops.....	08	210102	12/12	114.182	115.220	115.220	117.217	117.217
Stock wood kitchen cabinets and related cabinetwork for permanent installation.....	08	2101021	12/09	122.263	122.263	122.263	124.917	124.917
Custom wood kitchen cabinets, bathroom vanities, and related cabinetwork.....	08	210105	12/12	127.562	127.612	127.612	127.680	134.295
Custom wood kitchen cabinets and related cabinetwork not sold direct to customer at retail.....	08	2101051	12/09	146.801	146.923	146.923	147.088	161.066

See footnotes at end of table.

Table 9. Producer price indexes for commodity and service groupings and individual items, not seasonally adjusted — Continued
 [January 2022, Index base 1982=100, unless otherwise indicated]

Title	Commodity code		Other index base	Unadjusted index ¹				
	Group code	Item code		Sept. 2021	Oct. 2021 ^P	Nov. 2021 ^P	Dec. 2021 ^P	Jan. 2022 ^P
Custom wood kitchen cabinets, bathroom vanities, and related cabinet work sold at retail.	08	2101052	12/09	124.058	124.058	124.058	124.058	125.710
Wood window units.	08	210112	06/83	303.199	303.199	304.862	304.862	313.118
Double hung wood window units.	08	2101121	06/13	139.541	139.541	140.453	140.453	146.309
Casement wood window units.	08	2101122	06/13	147.150	147.150	148.158	148.158	150.305
All other wood window units, including horizontal sliding, awning and single hung.	08	2101123	06/13	120.617	120.617	120.617	120.617	123.334
Wood sash, excluding sash shipped in window units.	08	210122	06/83	302.902	302.902	302.902	302.902	312.331
Wood window & door frames, incl. door frames in door units, excl. window frames in window units.	08	210132	06/83	259.644	265.982	271.134	271.134	271.850
Wood panel, flush, & molded face doors, interior & exterior, incl. doors with glazed sections.	08	210142	06/83	278.881	283.061	287.292	291.577	293.615
Other wood doors, incl. garage, patio, bifold, cabinet, screen, storm and louver.	08	210152	06/83	270.061	272.181	272.772	273.386	277.720
Wood moldings.	08	210162	06/83	340.498	340.492	343.692	346.234	352.246
Mirror and picture frames and framed pictures.	08	210175	06/02	133.808	134.651	134.651	134.651	134.884
Other wood millwork products, including stairwork, exterior millwork, and softwood flooring.	08	210183	06/83	281.971	286.957	287.746	291.476	320.582
Prefabricated structural members.	08	22		502.021	488.710	493.274	525.436	590.736
Prefabricated structural members.	08	2201		502.021	488.710	493.274	525.436	590.736
Laminated veneer lumber.	08	220107	12/03	231.274	231.025	231.025	232.597	231.204
Other engineered structural wood members, excluding trusses & laminated veneer lumber.	08	220108	12/03	244.439	240.534	242.026	251.661	254.645
Wood trusses.	08	220109	12/03	313.701	303.678	307.100	331.082	384.081
Plywood.	08	3		261.240	272.670	283.574	291.020	315.492
Softwood veneer and plywood.	08	31		301.760	320.351	336.900	352.620	397.849
Softwood veneer and plywood.	08	3103		235.652	250.171	263.094	275.371	310.691
Softwood veneer and plywood.	08	310303	12/05	145.586	154.556	162.539	170.124	191.945
Softwood veneer, incl. veneer backed w/ paper, cloth, or other flexible material.	08	3103031	12/07	163.234	146.620	144.640	147.343	161.754
Softwood plywood products: rough, sanded, and specialties.	08	3103035	12/11	156.926	176.147	188.667	198.920	226.042
Hardwood veneer and plywood.	08	35	12/05	147.885	150.090	153.133	151.712	152.141
Hardwood veneer and plywood.	08	3501	12/05	147.885	150.090	153.133	151.712	152.141
Hardwood veneer, including veneer backed with paper, cloth, or other flexible material.	08	350102	12/11	120.993	120.991	122.914	122.914	128.245
Hardwood plywood.	08	350104	12/12	158.035	159.682	163.816	162.779	158.813
Hardwood veneered panels, including two-ply veneers.	08	350107	12/11	128.289	135.725	137.063	132.210	134.875
Other wood products.	08	4		218.877	216.790	212.036	212.617	221.243
Wood pallets and pallet containers, wood and metal combination.	08	41		398.456	390.498	380.796	382.956	397.496
Wood pallets and pallet containers.	08	4101		398.456	390.498	380.796	382.956	397.496
Wood pallets and pallet containers, wood and metal combination.	08	410101	12/09	204.033	199.958	194.990	196.096	203.541
Wood boxes.	08	42		252.472	246.530	245.777	244.369	272.576
Wood boxes.	08	4201		252.472	246.530	245.777	244.369	272.576
Nailed and lock-corner wood boxes.	08	420101	06/85	196.150	216.051	212.642	212.642	211.513
Wood box and crate shook.	08	420102	06/85	257.701	229.564	229.564	225.733	241.842
Other wood container parts and wood containers.	08	420127	12/03	146.273	146.273	146.273	146.273	175.071
Miscellaneous wood products.	08	49		138.107	139.208	135.926	136.130	139.199
Wood ties, siding, shingles, and shakes, and contract sawing of logs owned by others.	08	4903	12/03	155.844	158.768	159.191	158.385	159.601
Wood ties, siding, shingles, and shakes, and contract sawing of logs owned by others.	08	490301	12/03	155.844	158.768	159.191	158.385	159.601
Sawn wood fence stock, wood lath, and contract resawing and planing.	08	4904	12/03	152.420	152.420	152.420	152.420	152.420
Sawn wood fence stock, wood lath, and contract resawing and planing.	08	490401	12/03	152.420	152.420	152.420	152.420	152.420
All other miscellaneous wood products.	08	4909	06/84	224.097	225.905	219.670	220.130	225.810
All other miscellaneous wood products.	08	490901	06/84	224.097	225.905	219.670	220.130	225.810
Logs, bolts, timber, pulpwood and wood chips.	08	5		264.776	264.306	263.030	264.396	270.593
Logs, bolts, timber, pulpwood and wood chips.	08	51		264.776	264.306	263.030	264.396	270.593
Logs, bolts, timber, pulpwood and wood chips.	08	5105	12/11	113.139	112.938	112.393	112.977	115.625
Logs, bolts, timber and pulpwood.	08	510502	12/11	114.573	114.332	113.080	113.979	114.812
Wood chips, excluding field chips.	08	510505	12/11	105.368	105.306	107.130	106.648	115.269
Prefabricated wood buildings & components.	08	6	12/84	336.549	340.413	346.487	353.163	357.454
Prefabricated wood buildings & components.	08	61	12/84	336.549	340.413	346.487	353.163	357.454
Prefabricated wood buildings and components.	08	6101	12/84	336.549	340.413	346.487	353.163	357.454
Prefabricated stationary wood buildings, components (not sold as complete units).	08	610101	12/84	195.257	194.410	200.462	205.267	208.723
Prefabricated stationary wood buildings, precut packages (complete units).	08	610102	12/84	453.558	456.124	461.881	462.543	460.865

See footnotes at end of table.

Table 9. Producer price indexes for commodity and service groupings and individual items, not seasonally adjusted — Continued
 [January 2022, Index base 1982=100, unless otherwise indicated]

Title	Commodity code		Other index base	Unadjusted index ¹				
	Group code	Item code		Sept. 2021	Oct. 2021 ^P	Nov. 2021 ^P	Dec. 2021 ^P	Jan. 2022 ^P
Prefabricated stationary wood buildings, shipped in panel form (complete units).....	08	610103	12/84	379.739	403.811	410.520	440.014	458.136
Prefabricated stationary wood buildings, shipped in three-dimensional assemblies.....	08	610104	12/84	365.377	369.739	372.771	374.463	376.065
Prefabricated stationary wood buildings, three-dimensional assemblies, residential.....	08	6101041	12/11	169.958	172.908	174.444	175.255	176.140
Prefabricated stationary wood buildings, three-dimensional assemblies, nonresidential.....	08	6101042	12/11	185.535	182.742	183.598	184.328	184.378
Treated wood and contract wood preserving.....	08	7	06/85	229.155	236.061	243.172	250.794	279.451
Treated wood and contract wood preserving.....	08	71	06/85	229.155	236.061	243.172	250.794	279.451
Treated wood.....	08	7101	06/85	231.622	239.107	246.987	254.914	284.993
Wood poles, piles, and posts owned and treated by the same establishment.....	08	710101	06/85	294.908	295.857	294.686	295.381	297.241
Other wood products owned and treated by the same establishment.....	08	710102	06/85	210.366	219.616	229.974	239.859	277.590
Contract wood preservation.....	08	7102	06/85	206.101	207.732	207.846	212.683	228.352
Receipts for treating wood owned by others w/ arsenical chemicals, creosote, & other chemicals.....	08	710201	06/85	206.101	207.732	207.846	212.683	228.352
Pulp, paper, and allied products.....	09	—		296.821	302.179	305.672	306.605	308.831
Pulp, paper, and prod., ex. bldg. paper.....	09	1		262.078	267.764	269.072	269.272	270.706
Wood pulp.....	09	11		210.931	210.811	207.439	213.387	211.808
Wood pulp.....	09	1105	06/06	146.436	146.353	144.012	148.141	147.045
Wood pulp.....	09	110501	06/06	146.436	146.353	144.012	148.141	147.045
Special alpha and dissolving wood pulp, incl. sulfite and sulfate and other wood pulp.....	09	1105012	12/11	112.585	112.124	108.624	111.583	108.880
All other miscellaneous pulp, other than wood, and pulp mill byproducts incl. turpentine.....	09	1105017	12/07	155.649	157.970	165.797	171.494	181.617
Recyclable paper.....	09	12		545.479	579.583	555.042	510.710	476.969
News and other low grade recyclable paper.....	09	1201		426.247	423.836	398.468	373.509	378.106
News and other low grade recyclable paper.....	09	120125	06/06	192.435	191.347	179.894	168.626	170.701
Corrugated recyclable paper.....	09	1203		500.282	543.350	523.487	476.944	438.404
Corrugated recyclable paper.....	09	120325	06/06	171.844	186.638	179.815	163.828	150.589
High grade recyclable paper (including pulp substitutes and deinking).....	09	1207	12/86	309.207	309.595	291.363	276.759	267.115
High grade recyclable (including pulp substitutes and deinking).....	09	120725	06/06	232.473	232.765	219.057	208.077	200.827
Paper.....	09	13		223.527	225.618	228.288	228.782	231.458
Writing and printing papers.....	09	1301		206.452	208.028	213.074	214.272	219.751
Bleached bristol, clay-coated, uncoated, and industrial converted paper.....	09	130119	12/11	109.404	110.930	113.664	113.959	117.116
Printing paper, coated at establishments other than where paper was produced.....	09	130120	12/11	129.923	129.481	129.481	129.481	132.039
Newsprint.....	09	1302		136.599	138.120	140.047	139.958	144.648
Newsprint.....	09	130291		136.599	138.120	140.047	139.958	144.648
Packaging and industrial converting paper.....	09	1303		312.997	316.583	315.776	314.726	312.412
Coated and laminated single and multi-web paper.....	09	130321	12/87	220.144	226.471	226.917	228.228	231.195
Single-web paper, rolls and sheets, including waxed, for flexible packaging uses.....	09	1303211	12/11	124.354	129.236	129.239	129.239	131.095
Multiweb laminated rolls and sheets, except foil, for flexible packaging uses.....	09	1303213	12/11	121.848	123.829	124.366	125.952	127.386
Coated and laminated single and multi-web film.....	09	130322	12/87	258.426	260.525	259.568	258.260	255.221
Single-web film, rolls, and sheets, including coextruded, for flexible packaging uses.....	09	130322A	01/19	126.294	127.970	126.799	126.113	123.468
Single-web film, rolls, and sheets for flexible packaging uses.....	09	130322A1	12/11	138.071	139.934	138.675	137.090	133.788
Coextruded single-web film, for flexible packaging uses.....	09	130322A2	12/11	138.968	140.660	139.272	142.569	141.646
All other coated and processed papers.....	09	1305	12/82	228.357	230.352	231.375	233.427	234.604
Converted foil for nonpackaging applications.....	09	130505	06/13	102.431	102.913	103.378	103.561	103.599
Other coated and processed papers, except for packaging uses.....	09	130506	06/13	109.506	110.639	110.867	111.746	112.451
Paperboard.....	09	14		308.413	320.360	321.163	323.928	324.318
Corrugated paperboard in sheets and rolls, lined and unlined.....	09	1405		316.509	327.473	330.406	333.841	331.625
Corrugated paperboard in sheets and rolls, lined and unlined.....	09	140551		316.509	327.473	330.406	333.841	331.625
Paperboard, excluding corrugated paperboard.....	09	1411	12/82	324.974	337.855	338.225	341.004	342.005
Recycled paperboard.....	09	141105	12/82	375.903	388.156	389.693	394.207	396.736
Unbleached kraft packaging and industrial converting paperboard.....	09	141107	12/99	195.697	206.112	206.112	207.904	207.904
Bleached packaging and industrial converting paperboard.....	09	141112	05/21	108.825	111.598	111.613	111.970	112.611
Converted paper and paperboard products.....	09	15		262.977	267.722	270.306	271.491	274.840
Sanitary paper products, including stock.....	09	1501		189.430	189.504	191.630	191.891	193.193
Sanitary paper products, including stock.....	09	150123	12/99	131.454	131.506	132.981	133.162	134.066
Sanitary tissue paper products, made in paper mills.....	09	1501233	12/07	114.504	114.774	116.340	116.073	117.420
Paper table napkins, industrial & retail pkgs bulk & dispenser types, made in paper mills.....	09	15012332	12/07	130.125	131.078	131.184	131.206	133.149
Paper towels, industrial pkgs (rolled, folded, and interfolded), made in paper mills.....	09	15012335	12/07	106.047	106.056	106.039	108.441	109.747

See footnotes at end of table.

Table 9. Producer price indexes for commodity and service groupings and individual items, not seasonally adjusted — Continued
 [January 2022, Index base 1982=100, unless otherwise indicated]

Title	Commodity code		Other index base	Unadjusted index ¹				
	Group code	Item code		Sept. 2021	Oct. 2021 ^P	Nov. 2021 ^P	Dec. 2021 ^P	Jan. 2022 ^P
Other sanitary paper products, made in paper mills.....	09	15012337	12/07	109.820	109.437	112.706	110.353	114.071
Disposable diapers and similar disposable products, purchased sanitary paper stock and wadding.....	09	1501234	12/07	117.625	117.625	118.043	118.273	118.273
Sanitary tissue paper products, made from purchased sanitary paper stock or wadding.....	09	1501235	12/07	117.513	116.789	119.158	120.966	121.281
Paper, plastic, and foil bags.....	09	1502		338.118	340.896	339.734	339.433	339.008
Uncoated single-web paper grocers' bags and sacks and variety and shopping bags.....	09	150214	12/83	385.244	385.244	385.244	385.244	385.326
Specialty bags, pouches and liners.....	09	150216	12/83	272.489	275.226	274.081	273.784	273.359
Plastics, foil, and coated paper bags.....	09	1502161	12/10	120.924	120.349	131.306	131.910	132.708
Specialty bags, pouches, and liners, multiweb laminations and foil, except film-film.....	09	15021612	06/13	119.161	118.208	128.323	129.324	130.647
Single-web film specialty bags, pouches, and liners.....	09	1502162	12/10	136.987	138.574	136.624	136.292	135.816
Polyethylene grocery and variety bags and pouches.....	09	15021621	12/11	124.661	124.661	120.585	120.303	120.303
Polyethylene refuse bags.....	09	15021622	12/11	143.875	147.624	146.348	141.662	139.644
Other polyethylene bags, pouches, and liners.....	09	15021625	12/11	130.497	132.865	132.216	130.467	129.805
Coextruded single-web film specialty bags, pouches, & liners.....	09	15021626	06/13	138.007	138.007	138.007	144.538	144.456
Multiweb film/film combination specialty bags, pouches and liners.....	09	1502163	12/10	129.887	131.097	131.379	132.277	133.653
Paper boxes and containers.....	09	1503		296.495	306.206	309.520	310.503	316.716
Corrugated shipping containers.....	09	150301	06/87	302.642	313.596	314.277	314.698	320.258
Corrugated shipping containers for food and beverages and carryout boxes for retail food.....	09	1503011	12/09	144.697	148.180	148.904	149.301	151.225
Corrugated shipping containers for paper and allied products.....	09	1503012	12/09	159.382	167.425	167.425	167.676	173.658
Corrugated shipping containers for metal and electrical machinery.....	09	1503013	12/09	173.443	181.486	182.339	182.339	183.375
Corrugated shipping containers for all other end uses.....	09	1503014	12/09	156.093	159.348	159.369	159.369	159.369
Setup (rigid) paperboard boxes.....	09	150322	12/83	305.239	315.190	315.778	327.276	350.806
Folding paperboard boxes, packaging, and packaging components.....	09	150336	12/04	120.179	123.969	125.878	128.151	130.104
Folding paperboard boxes, packaging, and packaging components.....	09	15033601	12/11	110.082	113.553	115.303	117.384	119.173
Paperboard fiber drums with ends of any material.....	09	150337		528.265	532.094	559.490	560.810	563.083
Milk and milk-type paperboard cartons, including juice, beverage, and other products.....	09	150351		219.453	222.589	-	-	-
Other corrugated and solid fiber products, including containers, pallets, pads, etc.....	09	1504		384.013	401.972	404.749	405.450	405.450
Other corrugated and solid fiber products, including containers, pallets, pads, etc.....	09	150441		534.053	559.029	562.891	563.866	563.866
Office supplies and accessories.....	09	1506		203.792	203.652	207.697	212.804	219.427
Envelopes.....	09	150636	12/84	191.124	193.818	201.497	204.536	206.905
Die-cut paper and paperboard office supplies.....	09	150646	12/03	188.765	188.765	189.890	203.579	216.245
Paper supplies for business machines and other misc. unprinted office supplies.....	09	150655	06/90	212.627	206.640	208.993	211.276	220.876
Tablets, pads, and related products.....	09	150657	12/11	111.332	111.365	111.644	113.871	118.714
Fiber cans, tubes, and similar fiber products.....	09	1507		380.913	387.642	391.034	402.601	410.455
Fiber cans, all fiber and composite.....	09	150731	12/09	140.200	140.854	141.457	142.166	142.998
Fiber cores and tubes.....	09	150732	12/09	149.608	153.265	154.965	161.517	165.773
Paperboard cones, reels, spools, bobbins, blocks, and all vulcanized fiber products.....	09	150733	12/09	151.563	153.398	153.727	153.727	153.727
Molded pulp goods, including egg cartons, florists pots, food trays, etc.....	09	1508	06/85	223.455	234.053	238.938	241.452	243.131
Molded pulp goods, including egg cartons, florists pots, food trays, etc.....	09	150814	06/90	194.494	203.718	207.971	210.158	211.620
Miscellaneous converted paper and paperboard products.....	09	1509	12/84	223.684	227.385	230.153	231.911	232.702
Pasted, lined, laminated, or surface-coated paperboard.....	09	150901	12/84	293.117	295.133	295.133	301.390	305.521
Wallcoverings.....	09	150902	06/85	187.907	189.397	189.397	189.397	189.397
Other sanitary paper products & misc. converted paper & paperboard products.....	09	150999	12/84	218.864	223.025	226.443	227.710	228.090
Miscellaneous converted paper and paperboard products.....	09	1509992	06/10	129.496	132.819	135.548	136.560	136.863
Pressure-sensitive products.....	09	16	12/82	212.085	213.320	216.558	218.922	221.955
Pressure-sensitive products.....	09	1601	12/82	212.085	213.320	216.558	218.922	221.955
Pressure-sensitive products.....	09	160101	12/82	211.651	212.884	216.116	218.475	221.501
Building paper & building board mill prods.....	09	2		351.361	361.297	369.732	378.238	396.988
Hardboard, particleboard & fiberboard prods.....	09	22		331.466	340.840	348.797	356.821	374.510
Particleboard and fiberboard.....	09	2201		354.584	364.393	373.546	382.777	385.476
Particleboard made from particleboard produced at the same location.....	09	220125	12/82	356.519	361.354	367.915	377.176	377.927
Medium density fiberboard (MDF) made from MDF produced at the same location.....	09	220131	06/84	270.938	276.749	290.581	294.856	294.856
Prefinished particleboard and medium density fiberboard (MDF) made from purchased materials.....	09	220141	12/02	231.394	231.351	231.362	231.362	231.546
Hardboard products.....	09	2202	06/84	182.366	189.013	189.013	189.013	309.531
Hardboard products.....	09	220206	12/11	139.024	144.091	144.091	144.091	235.967
Publications, printed matter and printing material.....	09	4	06/09	116.433	117.107	120.619	121.461	122.278
Books printing.....	09	44	12/83	208.458	210.843	213.970	217.161	222.291
Books printing.....	09	4401	12/83	208.458	210.843	213.970	217.161	222.291

See footnotes at end of table.

Table 9. Producer price indexes for commodity and service groupings and individual items, not seasonally adjusted — Continued
 [January 2022, Index base 1982=100, unless otherwise indicated]

Title	Commodity code		Other index base	Unadjusted index ¹				
	Group code	Item code		Sept. 2021	Oct. 2021 ^P	Nov. 2021 ^P	Dec. 2021 ^P	Jan. 2022 ^P
Books printing.....	09	440114	06/05	132.654	134.172	136.162	138.192	141.457
Textbook printing and binding.....	09	4401141	12/11	121.694	124.951	127.614	129.877	131.784
Technical, scientific, & professional book printing & binding.....	09	4401143	12/11	118.446	119.350	122.114	122.245	132.505
Religious book printing and binding.....	09	4401145	12/11	117.760	119.253	123.618	128.131	131.599
General book (trade, etc.) printing and binding.....	09	4401147	12/11	137.688	138.160	140.474	144.009	146.757
Other book and pamphlet printing and binding.....	09	440114E	12/11	110.302	110.375	110.387	110.509	112.097
Manifold business forms printing.....	09	45	12/83	412.420	412.420	421.296	421.296	422.433
Manifold business forms printing.....	09	4501	12/83	412.420	412.420	421.296	421.296	422.433
Manifold business forms printing, excluding checkbooks.....	09	450105	09/18	111.668	111.668	114.072	114.072	114.380
Unit set business forms, loose or bound, manifold books, and pegboard accounting systems.....	09	4501051	09/18	104.529	104.529	104.529	104.529	104.811
Commercial printing.....	09	47	06/82	187.155	188.269	194.887	196.143	197.386
Magazine and periodical printing.....	09	4701	06/82	137.516	143.600	143.600	147.355	147.139
Magazine and periodical printing (lithographic).....	09	470102	06/82	146.345	152.819	152.819	156.815	156.585
Label and wrapper printing for packaging.....	09	4702	06/82	212.772	213.658	215.224	215.689	216.932
Label and wrapper printing (lithographic).....	09	470202	06/82	172.181	172.181	172.181	172.181	172.181
Label and wrapper printing (flexographic).....	09	470205	12/08	126.420	127.248	128.729	128.768	129.929
Catalog and directory printing.....	09	4703	06/82	138.112	138.482	138.981	139.047	141.444
Catalog and directory printing (lithographic).....	09	470302	06/82	150.340	150.742	151.285	151.358	153.966
Advertising printing.....	09	4705	06/82	164.387	165.242	165.896	166.611	167.156
Advertising printing (lithographic).....	09	470506	06/82	160.632	161.516	162.191	162.898	163.342
Other general job printing.....	09	4706	06/82	242.500	242.575	243.634	245.780	249.119
Quick printing.....	09	470604	12/08	115.251	115.251	115.251	115.251	115.251
Other commercial and general job printing.....	09	470609	06/82	234.367	233.990	235.375	237.423	241.612
Other commercial and general job printing (lithographic).....	09	4706091	06/09	105.003	104.820	105.471	106.433	108.261
All other commercial and general job printing.....	09	4706094	09/18	128.389	128.537	128.537	128.537	132.050
Other commercial printing, incl. screen, engraving, digital, & general job exc. labels/wrappers.....	09	4711	12/88	161.845	161.793	170.171	171.227	172.335
Commercial screen printing, excluding on garments, apparel accessories, & other fabric articles.....	09	471101	06/82	148.062	148.103	151.787	151.787	155.017
Screen printing (excluding on textiles, apparel, apparel accessories, and labels).....	09	4711012	06/09	105.406	105.436	108.058	108.058	110.358
Other commercial and general job screen printing.....	09	47110123	06/10	113.405	113.405	114.428	114.428	119.700
Digital printing.....	09	471103	12/88	125.055	124.862	130.582	131.809	132.283
Blankbooks, binders, and bookbinding work.....	09	48	06/85	293.974	295.187	295.980	297.244	297.470
Tradebinding and related work.....	09	4802	12/85	190.490	191.381	193.092	195.818	196.304
Edition, library, and other hardcover binding of books printed elsewhere.....	09	480201	12/85	197.700	197.700	-	-	-
Miscellaneous binding and postpress work, incl. collating, perforating, folding, gluing, etc.....	09	480203	12/11	123.573	123.841	125.282	126.286	126.480
Softcover, pamphlet, sample book, and other binding of books and materials printed elsewhere.....	09	480204	12/11	115.782	117.030	117.259	120.665	120.998
Services for the printing trade.....	09	49	06/85	108.144	108.144	108.144	110.105	110.105
Prepress services, including platemaking.....	09	4905	12/03	96.473	96.473	96.473	98.222	98.222
Prepress services, excl platemaking (incl film, assembled flats, color sep., typesetting, etc.).....	09	490501	12/03	93.774	93.774	93.774	95.168	95.168
Printing plates and cylinders, prepared for printing (excl. blank plates and blank cylinders).....	09	490502	12/03	105.188	105.188	105.188	107.599	107.599
Metals and metal products.....	10	-		318.335	324.635	332.190	332.194	333.606
Iron and steel.....	10	1		405.663	417.876	433.551	433.178	420.787
Iron ores.....	10	11		189.551	189.551	191.533	189.506	188.622
Iron ores.....	10	1105	12/97	199.194	199.194	201.276	199.146	198.218
Iron ores.....	10	110555	12/97	199.194	199.194	201.276	199.146	198.218
Iron and steel scrap.....	10	12		694.594	691.581	752.650	739.051	659.741
Carbon steel scrap.....	10	1211	12/86	635.939	632.705	691.701	677.043	598.151
Heavy melting scrap.....	10	121191	06/96	375.881	369.110	404.916	394.346	340.196
Carbon steel scrap bundles.....	10	121192	06/96	377.215	374.165	386.325	386.258	349.686
Shredded carbon steel scrap.....	10	121193	06/96	296.944	295.982	329.683	319.602	283.694
Cut plate and structural scrap.....	10	121194	06/96	332.578	333.004	363.696	366.275	328.216
Other carbon steel scrap.....	10	121195	06/96	328.377	333.994	353.857	343.091	297.261
Stainless and other alloy steel scrap.....	10	1212	12/86	607.465	607.368	622.392	633.796	639.859
Stainless and other alloy steel scrap.....	10	121208	06/96	393.570	393.507	403.241	410.630	414.558
Cast iron scrap.....	10	1213	12/86	365.398	364.675	386.618	388.673	360.523
Cast iron scrap.....	10	121308	06/96	284.474	283.910	300.994	302.594	280.678
Other ferrous scrap.....	10	1215	06/06	153.695	155.766	175.551	170.285	148.461
Other ferrous scrap.....	10	121501	06/06	153.695	155.766	175.551	170.285	148.461
Foundry and forge shop products.....	10	15		235.241	238.339	240.234	243.044	247.632
Pressure and soil pipe & fittings, cast iron.....	10	1502		488.488	487.572	487.315	487.381	502.821

See footnotes at end of table.

Table 9. Producer price indexes for commodity and service groupings and individual items, not seasonally adjusted — Continued
 [January 2022, Index base 1982=100, unless otherwise indicated]

Title	Commodity code		Other index base	Unadjusted index ¹				
	Group code	Item code		Sept. 2021	Oct. 2021 ^P	Nov. 2021 ^P	Dec. 2021 ^P	Jan. 2022 ^P
Pressure pipe & fittings, cast iron.....	10	15021	12/11	119.968	119.691	119.614	119.634	121.396
Pressure pipe & fittings, ductile iron.....	10	150211		363.134	362.334	362.092	362.092	367.521
Soil pipe & fittings, cast iron.....	10	150227		848.276	848.276	—	—	—
Other gray and ductile iron castings.....	10	1504		237.104	243.357	244.481	250.138	252.290
Ductile iron castings (excluding pressure pipe & fittings).....	10	150413	12/03	174.107	174.720	176.716	180.602	181.826
Ductile iron castings for automotive uses.....	10	1504131	06/12	109.858	109.839	109.793	109.839	110.243
Ductile iron castings for all other uses.....	10	1504132	06/12	119.136	119.929	122.500	127.378	128.555
Gray iron castings (excluding soil & pressure pipe & fittings).....	10	150419	12/11	118.990	124.492	124.426	127.525	128.852
Steel investment castings.....	10	1506		265.618	270.502	272.333	279.623	289.470
Steel investment castings.....	10	150624	12/03	151.623	154.411	155.456	159.618	165.238
Carbon steel castings, except investment.....	10	1507		250.548	251.385	254.242	254.242	255.034
Carbon steel castings, except investment.....	10	150701	12/03	169.587	170.153	172.087	172.087	172.624
High alloy steel castings, excluding investment.....	10	1508		271.701	271.701	277.859	280.245	298.391
High alloy steel castings, excluding investment.....	10	150801	12/03	199.587	199.587	204.111	205.863	219.193
Other alloy steel castings, except investment.....	10	1509		228.211	228.744	228.914	228.914	240.655
Other alloy steel castings, except investment.....	10	150901	12/03	163.475	163.857	163.978	163.978	172.389
Other forge shop products.....	10	1513	06/82	170.936	172.491	174.542	175.088	177.062
Closed die forgings, ferrous.....	10	151359	06/98	131.428	132.645	134.009	134.354	136.420
Hot impression die impact, press and upset steel forgings.....	10	15135912	12/17	107.854	108.909	110.091	110.390	112.088
Hot impression die impact, press, and upset carbon steel forgings.....	10	151359121	12/17	104.558	104.915	106.010	106.010	108.103
Hot impression die impact, press, & upset alloy steel forgings, except stainless and high temp.....	10	151359122	12/17	112.562	114.681	116.185	116.911	118.442
Steel mill products.....	10	17		418.472	435.669	448.746	449.633	442.381
Semifinished steel mill products.....	10	1702	06/82	424.037	438.872	454.211	466.284	479.881
Hot rolled steel sheet and strip, including tin mill products.....	10	1703	06/82	364.056	376.768	390.512	385.482	360.885
Hot rolled steel sheet and strip, including tin mill products.....	10	170301	12/03	323.342	334.633	346.840	342.372	320.526
Hot rolled steel bars, plates, and structural shapes.....	10	1704	06/82	288.568	290.861	296.036	298.299	314.369
Hot rolled steel bars, plates, & structural shapes, alloy.....	10	170406	12/10	134.437	132.482	135.985	137.584	141.789
Hot rolled steel bars, plates, and structural shapes, carbon.....	10	170410	12/17	168.344	170.188	172.970	174.157	184.326
Steel wire.....	10	1705	06/82	352.678	354.019	360.710	371.647	396.685
Steel wire, carbon.....	10	170501	12/03	333.466	338.548	344.879	356.066	381.795
Steel wire, stainless steel.....	10	170502	12/10	148.476	144.798	148.293	152.478	155.572
Steel wire, alloy.....	10	170503	12/10	110.742	108.996	108.331	109.183	—
Steel pipe and tube.....	10	1706	06/82	438.458	451.615	482.171	492.923	508.703
Steel pipe and tube, carbon.....	10	170652	12/17	192.280	198.513	208.369	213.905	220.304
Steel pipe and tube, stainless steel.....	10	170674	12/10	127.979	131.353	133.804	135.924	143.610
Cold rolled steel sheet and strip.....	10	1707	06/82	650.288	701.663	711.611	707.578	680.415
Cold rolled steel sheet and strip.....	10	170710	06/82	650.288	701.663	711.611	707.578	680.415
Cold finished steel bars and bar shapes.....	10	1708	06/82	273.207	275.161	279.379	297.692	298.709
Cold finished steel bars and bar shapes.....	10	170810	12/17	142.613	143.633	145.835	155.394	155.925
Electrometallurgical ferroalloy products.....	10	1712	12/17	117.013	122.674	120.007	120.251	122.998
Electrometallurgical ferroalloy products.....	10	171201	12/17	117.013	122.674	120.007	120.251	122.998
Nonferrous metals.....	10	2		334.229	336.539	339.550	331.282	344.360
Nonferrous metal ores.....	10	21	12/83	558.197	522.262	541.014	522.790	556.797
Gold ores.....	10	2105	06/85	444.979	442.295	451.582	444.722	—
Gold ores.....	10	210501	06/85	445.591	442.904	452.204	445.335	—
Other metal ores.....	10	2112	12/03	2,640.328	2,339.943	2,339.943	2,339.943	2,544.161
Other metal ores.....	10	211201	12/03	2,640.328	2,339.943	2,339.943	2,339.943	2,544.161
Primary nonferrous metals.....	10	22		260.928	274.912	263.924	268.231	280.107
Primary nonferrous metals.....	10	2201		267.362	281.691	270.433	274.845	287.014
Copper cathode and refined copper.....	10	220131	12/96	236.415	237.965	237.275	236.854	236.854
Other nonferrous metals, unalloyed.....	10	220181	06/88	380.567	404.294	411.071	419.854	—
Nonferrous scrap.....	10	23		519.801	524.234	523.501	498.543	521.802
Copper base scrap.....	10	2301		633.768	652.017	653.300	649.552	663.880
No. 1 copper scrap, including wire.....	10	230101	12/86	537.136	554.211	554.113	549.887	561.630
No. 2 copper scrap, including wire.....	10	230102	12/86	861.174	893.181	892.272	890.827	917.990
Yellow brass scrap.....	10	230103	12/86	698.159	727.033	734.812	727.162	757.007
Other copper and brass scrap.....	10	230104	12/86	652.561	655.052	656.422	—	—
Aluminum base scrap.....	10	2302		286.568	290.014	289.474	289.526	293.990
Solids and clippings, new aluminum base scrap.....	10	230201	12/86	295.990	290.685	277.423	—	—
Used beverage can scrap.....	10	230205	12/86	236.836	251.531	240.545	238.602	269.472
Other old aluminum base scrap.....	10	230206	12/86	185.686	191.199	197.136	197.863	199.430
Other nonferrous scrap (including lead, zinc and precious metals).....	10	2303		576.468	570.192	568.070	494.595	546.580
Other nonferrous scrap (including lead, zinc and precious metals).....	10	230309	06/06	246.539	243.855	242.947	211.524	233.757
Secondary nonferrous metals.....	10	24		314.298	314.953	317.068	318.605	326.642
Secondary aluminum.....	10	2402		259.721	272.184	282.855	281.260	287.961
Secondary aluminum.....	10	240229	06/97	161.635	169.391	176.032	175.039	179.210

See footnotes at end of table.

Table 9. Producer price indexes for commodity and service groupings and individual items, not seasonally adjusted — Continued
 [January 2022, Index base 1982=100, unless otherwise indicated]

Title	Commodity code		Other index base	Unadjusted index ¹				
	Group code	Item code		Sept. 2021	Oct. 2021 ^P	Nov. 2021 ^P	Dec. 2021 ^P	Jan. 2022 ^P
Secondary copper, alloyed and unalloyed.....	10	2403		742.559	732.761	723.476	716.884	720.026
Secondary copper, alloyed and unalloyed.....	10	240339	06/97	486.577	480.157	474.072	469.753	471.812
Secondary precious metals.....	10	2406		362.240	354.578	347.063	357.324	371.106
Secondary precious metals.....	10	240669	06/97	429.519	420.435	411.523	423.690	440.032
All other miscellaneous secondary nonferrous metals, including lead.....	10	2408	06/11	113.821	111.647	114.051	111.454	112.398
All other miscellaneous secondary nonferrous metals, including lead. . .	10	240801	06/11	113.821	111.647	114.051	111.454	112.398
Nonferrous mill shapes.....	10	25		272.034	279.246	283.701	271.740	285.347
Aluminum mill shapes.....	10	2501		243.212	253.771	258.529	243.271	256.855
Aluminum sheet and strip.....	10	250105	12/03	164.843	171.764	175.575	163.045	172.719
Extruded aluminum rod, bar, and other extruded shapes.....	10	250162	12/04	158.218	164.535	167.690	155.069	164.251
Aluminum extruded and drawn pipe and tube.....	10	250163	12/04	131.018	126.179	127.763	117.025	129.140
Copper and brass mill shapes.....	10	2502		600.569	600.876	610.074	589.838	613.841
Copper and copper alloy sheet, strip and plate.....	10	250237	12/03	280.594	280.568	284.315	280.117	307.302
Copper and copper alloy rod, bar and shapes.....	10	250238	12/03	379.225	380.489	382.768	365.310	373.663
Copper and copper alloy pipe and tube.....	10	250239	06/04	352.870	350.974	364.055	357.908	374.186
Nickel and nickel-base alloy mill shapes.....	10	2504		178.467	183.288	184.261	185.401	202.230
Nickel and nickel-base alloy mill shapes.....	10	250466	12/03	129.676	133.179	133.886	134.714	146.943
Titanium and titanium-base alloy mill shapes.....	10	2505		169.086	169.086	169.086	171.470	177.485
Titanium and titanium-base alloy mill shapes.....	10	250505	12/03	150.409	150.409	150.409	152.530	157.880
Other nonferrous mill shapes.....	10	2519		236.949	240.827	243.044	245.770	251.009
All other nonferrous metal mill shapes.....	10	251935	12/03	214.645	216.996	220.098	223.910	228.682
Nonferrous wire and cable.....	10	26		331.113	340.299	345.530	339.691	340.079
Nonferrous wire and cable.....	10	2603	12/82	339.638	349.060	354.426	348.437	348.835
Electronic wire and cable.....	10	260301	12/82	309.169	304.894	316.112	302.431	305.942
Copper wire and cable.....	10	260314	12/86	401.022	401.784	411.812	402.535	402.332
Power wire and cable.....	10	260332	06/04	289.733	323.855	330.872	329.984	321.200
Fiber optic cable.....	10	260333	12/88	57.202	57.237	57.402	57.726	57.726
Other wire and cable.....	10	260398	06/04	194.451	197.042	193.959	193.269	193.995
Nonferrous forge shop products.....	10	27	12/83	186.149	187.046	189.814	189.385	189.918
Nonferrous forge shop products.....	10	2701	12/83	186.149	187.046	189.814	189.385	189.918
Nonferrous forge shop products.....	10	270111	12/83	187.034	187.936	190.717	190.286	190.822
Hot impression die, impact, press and upset aluminum and other nonferrous forgings.....	10	27011111	12/07	109.668	110.237	111.995	111.723	112.061
Hot impression die, impact, press and upset aluminum and aluminum alloy forgings.....	10	270111111	12/07	121.602	122.824	126.594	126.009	126.640
Hot impression die, impact, press and upset titanium and titanium alloy forgings.....	10	270111112	12/07	95.087	95.087	95.087	95.087	94.542
Other nonferrous hot impression die impact, press, and upset forgings.....	10	270111113	12/07	111.942	111.942	111.942	111.942	114.030
Nonferrous foundry shop products.....	10	28		238.600	239.589	242.437	244.722	248.741
Aluminum castings.....	10	2802		204.951	206.036	207.829	210.917	214.963
Aluminum die-castings.....	10	280207	06/83	176.604	177.500	179.018	181.749	185.534
Aluminum castings, excluding die-castings.....	10	280208	05/18	112.521	113.166	114.186	115.791	117.629
Castings, nonferrous (except aluminum).....	10	2807	12/11	118.519	118.754	120.879	120.790	122.140
Castings, nonferrous (except aluminum).....	10	280701	12/11	118.519	118.754	120.879	120.790	122.140
Nonferrous die-castings (except aluminum).....	10	2807011	12/11	110.359	110.568	111.703	111.641	114.011
Copper base castings (excluding die-castings).....	10	2807013	12/11	127.860	128.258	130.029	129.854	130.572
Metal containers.....	10	3		186.551	191.622	194.274	199.743	225.734
Metal cans and can components.....	10	31		161.953	165.680	165.686	171.940	200.479
Steel cans and tinware end products.....	10	3102		226.987	231.713	231.737	231.737	283.143
Steel cans and tinware end products.....	10	310231	12/01	177.932	181.637	181.656	181.656	221.952
Aluminum cans and can components.....	10	3103		122.483	125.444	125.444	132.678	151.003
Aluminum cans and can components.....	10	310331	12/01	144.501	147.994	147.994	156.528	178.148
Barrels, drums, pails and other metal containers.....	10	32		407.450	423.730	447.193	447.542	458.338
Barrels, drums, pails and other metal containers.....	10	3201		407.450	423.730	447.193	447.542	458.338
Steel shipping barrels and drums (excl. beer barrels) (more than 12-gallon capacity).....	10	320106	12/11	166.419	175.978	191.269	191.269	189.941
All other metal containers.....	10	320107	12/11	156.020	162.273	170.442	170.691	179.112
Hardware.....	10	4		250.642	263.107	266.209	267.067	268.761
Hardware, n.e.c.....	10	41		249.102	268.296	272.142	272.860	274.855
Builders' hardware.....	10	4101		297.635	310.250	315.901	316.343	318.843
Builders' hardware (lock units, key blanks, door & window hardware, cabinet hardware, etc.).....	10	410104	06/07	149.990	156.347	159.195	159.417	160.678
Transportation equipment hardware.....	10	4103		162.202	190.607	190.607	191.192	192.515
Motor vehicle hardware.....	10	410311	06/85	130.512	162.834	162.834	163.131	163.131
Other transportation equipment hardware, incl. marine & aircraft (excl. motor vehicle hardware).....	10	410341	06/85	531.362	526.700	526.700	530.409	545.738
Furniture hardware.....	10	4104		283.746	294.557	307.148	309.759	309.751

See footnotes at end of table.

Table 9. Producer price indexes for commodity and service groupings and individual items, not seasonally adjusted — Continued
 [January 2022, Index base 1982=100, unless otherwise indicated]

Title	Commodity code		Other index base	Unadjusted index ¹				
	Group code	Item code		Sept. 2021	Oct. 2021 ^P	Nov. 2021 ^P	Dec. 2021 ^P	Jan. 2022 ^P
Furniture hardware.....	10	410411	06/85	253.491	263.150	274.397	276.730	276.723
Other miscellaneous hardware.....	10	4105	06/85	440.691	443.254	452.341	453.633	458.423
Other miscellaneous hardware.....	10	410502	12/03	311.799	313.612	320.042	320.955	324.344
Hand and edge tools.....	10	42		259.874	260.823	262.698	263.823	265.034
Hand and edge tools.....	10	4201		259.874	260.823	262.698	263.823	265.034
Mechanics hand service tools.....	10	420135	06/06	133.607	134.435	134.379	135.162	135.909
Edge tools, hand operated.....	10	420145	06/06	149.847	149.847	152.173	152.657	152.828
All other misc handtools, including cutting dies, machine & power-driven (except metal cutting).....	10	420155	06/06	133.238	133.758	134.602	135.306	136.019
All other handtools, n.e.c.....	10	4201554	12/11	123.230	123.890	124.961	125.855	126.760
Saw blades and handsaws.....	10	420168	12/03	125.461	125.461	128.043	128.043	128.574
Plumbing fixtures and fittings.....	10	5		297.393	298.940	299.455	305.090	310.621
Plumbing fixture fittings and trim.....	10	54		351.976	351.976	353.043	354.598	363.917
Plumbing fixtures, fittings, and trim.....	10	5402		351.829	351.829	352.895	354.449	363.765
Lavatory and sink fittings.....	10	540218	06/98	176.417	176.417	176.417	177.697	180.034
Miscellaneous plumbing fixtures, fittings, and trim.....	10	540223	06/83	355.451	355.451	358.710	358.710	382.142
Enameled iron & metal sanitary ware.....	10	56	12/86	247.090	247.521	247.120	266.177	266.817
Enameled iron and metal sanitary ware.....	10	5601	12/86	247.090	247.521	247.120	266.177	266.817
Enameled iron and metal sanitary ware.....	10	560102	12/03	176.330	176.637	176.351	189.950	190.408
Heating equipment.....	10	6		325.166	328.252	331.829	342.058	348.144
Steam and hot water equipment.....	10	61		326.233	326.233	326.233	349.041	349.041
Steam and hot water equipment.....	10	6101		326.233	326.233	326.233	349.041	349.041
Cast iron heating boilers, radiators and convectors.....	10	610106	06/99	212.272	212.272	212.272	-	-
Furnaces and heaters, including parts.....	10	62		244.675	248.989	255.104	257.607	266.828
Furnaces and heaters, including parts.....	10	6201		244.675	248.989	255.104	257.607	266.828
Furnaces and heaters, including parts.....	10	620146	12/03	161.728	164.580	168.622	170.276	176.372
Warm air furnaces, including parts.....	10	6201461	12/09	141.336	144.355	148.635	149.853	156.142
Warm air furnaces.....	10	62014611	12/09	142.005	145.346	150.083	151.302	158.263
Floor and wall furnaces, unit heaters, infrared heaters, & mechanical stokers, including parts.....	10	6201462	12/09	131.556	131.556	131.556	133.903	134.629
Other heating equipment, non-electric, including parts.....	10	63		281.130	285.765	289.856	302.241	308.400
Other heating equipment, non-electric, including parts.....	10	6301		281.130	285.765	289.856	302.241	308.400
Other heating equipment, non-electric, including parts.....	10	630161	06/99	174.504	177.381	179.920	187.608	191.431
Domestic heating stoves.....	10	64		230.457	231.352	231.352	236.005	243.027
Domestic heating stoves.....	10	6401		230.457	231.352	231.352	236.005	243.027
Domestic heating stoves.....	10	640141	06/99	181.466	182.170	182.170	185.834	191.364
Domestic water heaters.....	10	66		549.389	549.389	549.389	566.131	566.605
Domestic water heaters.....	10	6601		549.389	549.389	549.389	566.131	566.605
Household water heaters, electric, for permanent installation.....	10	660101		540.599	540.599	540.599	561.376	561.376
Household water heaters, except electric.....	10	660114	12/00	336.272	336.272	336.272	344.329	344.857
Fabricated structural metal products.....	10	7		325.666	331.375	340.894	346.959	349.743
Metal doors, sash, and trim.....	10	71		337.320	340.458	382.981	386.464	394.351
Metal doors and frames (except storm).....	10	7102	06/83	328.783	332.603	365.881	369.147	373.836
Metal doors and frames (except storm).....	10	710209	06/07	170.564	172.546	189.810	191.504	193.937
Metal windows (except storm sash).....	10	7103	06/83	312.850	315.800	345.098	350.870	357.764
Metal windows (except storm sash).....	10	710313	06/97	213.586	215.600	235.602	239.543	244.249
Metal molding and trim and store fronts.....	10	7104	06/83	678.355	680.602	993.789	997.595	1,000.132
Metal molding and trim and store fronts.....	10	710413	06/83	678.355	680.602	993.789	997.595	1,000.132
Metal combination screen, storm sash, and storm doors.....	10	7105	06/83	200.541	200.541	210.912	210.912	211.359
Metal combination screen, storm sash, and storm doors.....	10	710515	06/83	200.541	200.541	210.912	210.912	211.359
Metal window and door screens (except combination screens) and metal weather strip.....	10	7107	05/16	134.901	135.076	136.068	136.243	152.667
Metal window and door screens (except combination screens) and metal weather strip.....	10	710717	05/16	134.901	135.076	136.068	136.243	152.667
Metal tanks.....	10	72		279.688	284.679	286.457	287.201	292.788
Metal tanks.....	10	7201		279.688	284.679	286.457	287.201	292.788
Metal tanks, heavy gauge, including field-erected.....	10	720123		279.688	284.679	286.457	287.201	292.788
Sheet metal products.....	10	73		278.124	281.792	288.294	294.767	300.328
Sheet metal products.....	10	7301		278.124	281.792	288.294	294.767	300.328
Sheet metal air-conditioning ducts and stove pipe.....	10	730120	12/03	-	241.756	243.523	282.623	287.301
Sheet metal roofing and roof drainage equipment.....	10	730170	12/03	-	218.646	220.681	223.752	236.328
Sheet metal electronic enclosures.....	10	7301C	06/11	124.067	124.365	125.339	127.079	127.184
Steel sheet metal computer & peripheral equipment enclosures.....	10	7301C1	06/11	-	118.227	118.704	118.360	118.360
Aluminum sheet metal computer & peripheral equipment enclosures.....	10	7301C2	06/11	-	138.763	139.682	142.789	142.789
Other sheet metal electronic enclosures (excl. computers).....	10	7301C3	06/11	-	120.924	122.224	124.745	124.958

See footnotes at end of table.

Table 9. Producer price indexes for commodity and service groupings and individual items, not seasonally adjusted — Continued
 [January 2022, Index base 1982=100, unless otherwise indicated]

Title	Commodity code		Other index base	Unadjusted index ¹				
	Group code	Item code		Sept. 2021	Oct. 2021 ^P	Nov. 2021 ^P	Dec. 2021 ^P	Jan. 2022 ^P
Other sheet metal work.....	10	7301G	06/11	116.334	118.785	123.210	123.458	126.256
Aluminum and other sheet metal work.....	10	7301G3	06/11	—	119.253	125.407	125.789	125.845
Structural, architectural, and pre-engineered metal products.....	10	74		330.116	338.779	347.029	354.641	355.012
Fabricated structural metal.....	10	7405		318.915	318.789	327.057	335.256	340.775
Fabricated structural metal bar joists and concrete reinforcing bars.....	10	74051		331.930	331.894	334.110	340.704	336.102
Fabricated structural iron & steel for industrial bldgs metal bar joists, short span.....	10	740510	06/11	157.164	157.906	160.006	162.187	162.187
Fabricated structural iron & steel for commercial, residential, institutional, & public bldgs.....	10	740514	06/11	193.296	193.105	194.161	198.211	195.045
Other fabricated structural metal, including for bridges.....	10	74055	06/82	289.895	289.634	306.981	317.419	338.356
Fabricated structural metal for bridges.....	10	740553	12/07	142.068	139.632	144.394	146.642	161.911
Other fabricated structural iron and steel, aluminum, and other metals.....	10	740554	12/07	135.004	135.258	143.945	149.272	158.207
Custom roll form products.....	10	7407		254.670	276.342	288.995	300.306	289.037
Custom roll form products.....	10	740775	06/90	240.437	260.897	272.842	283.521	272.882
Ornamental and architectural metal work.....	10	7408	12/83	429.212	462.963	464.993	469.283	469.677
Iron, steel, and aluminum stairs, staircases and fire escapes.....	10	740803	12/83	424.681	518.216	520.044	521.234	510.226
Steel and aluminum fences, gates (not wire), and railings and window guards.....	10	740813	12/97	248.687	261.056	263.304	264.809	275.943
Open metal flooring, grating and studs.....	10	740814	12/97	259.024	262.572	263.887	275.939	—
Other architectural and ornamental metal work.....	10	74082	12/97	246.699	251.256	252.799	256.664	258.492
Other aluminum and metal architectural and ornamental work.....	10	740821	12/08	142.524	147.949	150.876	158.337	161.866
Other iron and steel architectural and ornamental work.....	10	740822	12/08	166.742	168.589	168.589	168.589	168.589
Metal stalls and corrals.....	10	740824	05/17	173.493	170.733	171.473	171.473	171.473
Fabricated metal pipe, tube, and fittings.....	10	7411	12/11	134.387	135.223	136.900	137.041	136.219
Fabricated metal pipe, tube, and fittings.....	10	741151	12/11	134.387	135.223	136.900	137.041	136.219
Heat exchangers and steam condensers.....	10	75		360.286	361.828	369.925	369.925	370.857
Heat exchangers and steam condensers.....	10	7501		359.995	361.536	369.627	369.627	370.557
Heat exchangers and steam condensers (except for nuclear applications).....	10	750103		358.576	360.347	369.641	369.641	370.710
Fabricated steel plate.....	10	76		313.441	313.441	317.140	327.977	331.144
Fabricated steel plate.....	10	7601		313.441	313.441	317.140	327.977	331.144
Fabricated steel plate.....	10	760102	12/01	213.957	213.957	216.482	223.880	226.041
Stationary and marine power boilers.....	10	77		290.861	292.673	293.683	293.683	—
Steel power boilers, parts and attachments (excl. nuclear applications).....	10	7701		—	—	293.683	293.683	—
Steel power boilers, parts and attachments (excl. nuclear applications).....	10	770122	05/21	—	—	100.970	100.970	—
Prefabricated metal buildings.....	10	79		527.247	530.868	531.523	534.953	535.354
Prefabricated metal building systems (excl. farm service bldgs, residential bldgs, and parts).....	10	7901		543.148	551.904	551.773	552.542	552.501
Prefabricated metal building systems (excl. farm service bldgs, residential bldgs, and parts).....	10	790101	12/97	394.589	400.950	400.855	401.413	401.384
Non-industrial prefabricated metal building systems (excl. farm svc., residential, and parts).....	10	7901011	12/07	255.869	254.866	—	—	—
Industrial & commercial prefab metal building systems (excl farm svc bldgs, residential, parts).....	10	7901012	12/07	259.185	264.607	264.554	264.847	264.832
Farm service buildings and other prefabricated and portable buildings, steel and aluminum.....	10	7902		475.757	466.050	467.628	469.209	473.681
Farm service buildings and other prefabricated and portable buildings, steel and aluminum.....	10	790201	12/97	323.020	316.429	317.500	318.574	321.610
Panels, parts, and sections for prefabricated buildings, steel and aluminum.....	10	7903		441.806	439.623	442.123	456.664	454.480
Panels, parts, and sections for prefabricated buildings, steel and aluminum.....	10	790354		441.806	439.623	442.123	456.664	454.480
Miscellaneous metal products.....	10	8		198.369	201.112	202.549	205.344	207.216
Bolts, nuts, screws, rivets, and washers.....	10	81		249.388	252.656	252.869	254.806	256.635
Externally threaded fasteners, except aircraft types.....	10	8102	06/82	218.875	222.815	224.396	226.463	227.959
Hex bolts, including heavy, tap-and-joint.....	10	810206	06/82	174.872	178.526	184.307	185.392	186.418
Cap, set, machine, lag, flange, and self-locking screws, except aircraft types.....	10	810231		242.894	246.387	246.113	250.289	251.709
Other metal bolts, incl. square, round, plow, high-strength structural, and bent.....	10	810262	12/99	238.535	248.090	248.090	258.125	258.024
Other externally threaded metal fasteners, including studs, except aircraft types.....	10	810263	12/99	171.453	173.718	174.498	173.450	175.239
Internally threaded fasteners, except aircraft types.....	10	8103	06/82	137.461	138.312	138.271	139.508	140.440
Internally threaded fasteners, except aircraft types.....	10	810312	06/82	137.461	138.312	138.271	139.508	140.440
Nonthreaded metal fasteners, except aircraft types.....	10	8104	06/82	225.927	237.349	235.903	244.954	246.421
Nonthreaded metal fasteners, except aircraft types.....	10	810424	06/82	225.927	237.349	235.903	244.954	246.421
Aircraft fasteners, except plastics (including aerospace).....	10	8105	06/82	440.542	440.542	440.542	440.716	445.772
Aircraft fasteners, except plastics (including aerospace).....	10	810536	06/82	440.542	440.542	440.542	440.716	445.772
Formed products, except fasteners, made by cold-, warm-, or hot-heading processes.....	10	8106	06/82	246.969	250.079	246.472	246.726	246.726

See footnotes at end of table.

Table 9. Producer price indexes for commodity and service groupings and individual items, not seasonally adjusted — Continued
 [January 2022, Index base 1982=100, unless otherwise indicated]

Title	Commodity code		Other index base	Unadjusted index ¹				
	Group code	Item code		Sept. 2021	Oct. 2021 ^P	Nov. 2021 ^P	Dec. 2021 ^P	Jan. 2022 ^P
Formed products, except fasteners, made by cold-, warm-, or hot-heading processes.....	10	810648	06/82	246.969	250.079	246.472	246.726	246.726
Lighting fixtures.....	10	83		200.175	201.114	201.948	203.554	205.858
Residential electric lighting fixtures, except portable.....	10	8302		235.760	240.154	240.735	248.282	239.678
Residential electric lighting fixtures, except portable.....	10	830225	06/98	163.458	166.505	166.908	172.140	166.175
Commercial, institutional and industrial electric lighting fixtures.....	10	8303		219.997	221.186	222.862	223.528	224.240
Commercial and institutional electric lighting fixtures, including parts and accessories.....	10	830302	12/04	147.717	148.700	149.613	149.807	150.142
Industrial electric lighting fixtures, including parts and accessories.....	10	830304	12/04	168.961	169.135	171.277	172.802	173.928
Other lighting equipment.....	10	8305		183.541	183.729	183.729	185.534	191.349
Outdoor lighting equipment (including parts and accessories).....	10	830522	06/85	185.560	185.881	185.881	188.963	198.891
All other miscellaneous electric and nonelectric lighting equipment, incl parts and accessories.....	10	830524	06/85	117.780	117.780	117.780	117.780	117.780
Ordnance and ordnance accessories, n.e.c.....	10	86	12/85	194.064	194.064	194.064	213.159	213.159
Ordnance and ordnance accessories, n.e.c.....	10	8601	12/85	194.064	194.064	194.064	213.159	213.159
Ordnance and ordnance accessories, n.e.c.....	10	860101	12/85	194.064	194.064	194.064	213.159	213.159
Fabricated ferrous wire products.....	10	88	06/82	319.418	323.838	328.630	332.889	337.847
Ferrous wire rope, cable, forms and strand.....	10	8801	06/82	313.992	316.946	318.555	321.184	328.109
Ferrous wire rope, cable, forms and strand.....	10	880101	06/82	313.992	316.946	318.555	321.184	328.109
Ferrous wire cloth, other woven wire products.....	10	8807	06/82	187.487	191.153	199.383	201.216	202.495
Ferrous wire cloth, other woven wire products.....	10	880701	06/82	187.487	191.153	199.383	201.216	202.495
Other fabricated ferrous wire products.....	10	8809	06/82	313.269	316.554	321.703	325.277	328.576
Steel fencing and fence gates.....	10	880993	06/09	142.061	143.562	143.562	143.562	141.430
Other fabricated ferrous wire products, n.e.c.....	10	880996	12/11	144.765	146.280	149.248	151.307	153.746
Steel nails, staples, tacks, spikes and brads.....	10	8812	06/09	211.736	224.313	227.862	240.581	248.625
Steel nails, staples, tacks, spikes and brads.....	10	881201	06/09	211.736	224.313	227.862	240.581	248.625
Other miscellaneous metal products.....	10	89		181.800	184.630	186.060	188.813	190.477
Wire springs.....	10	8904		232.171	233.250	234.717	258.539	258.824
Precision mechanical wire springs.....	10	890424		214.711	216.973	217.562	221.574	222.171
Precision mechanical extension- and torsion-type wire springs.....	10	8904241	12/09	129.895	130.309	131.014	134.614	135.904
Precision mechanical compression-type springs.....	10	8904242	12/09	119.984	121.639	121.826	123.587	123.540
Other metal products.....	10	8905		167.575	169.312	170.913	172.324	173.872
Automotive job stampings.....	10	890507		116.227	117.675	118.943	119.874	121.377
Precision turned products, automotive.....	10	890521	12/83	154.333	154.382	157.890	157.890	157.979
Precision turned products, except automotive.....	10	890522	12/83	210.011	212.765	214.869	216.925	219.304
Metal powders, paste, and flake.....	10	890564	06/85	232.622	237.646	237.762	237.821	237.821
Powder metallurgy parts, except bearings, gears, etc.....	10	890571	12/91	132.125	132.773	132.921	132.892	134.065
Other fabricated metal products.....	10	890589	06/85	229.694	230.197	231.922	235.236	236.855
Metal stampings n.e.c.....	10	8907	06/84	234.355	243.568	243.665	249.716	250.803
Metal job stampings, except automotive.....	10	890701		262.435	274.971	275.108	283.686	285.110
Recreational vehicle metal job stamping.....	10	8907011	12/10	169.953	169.953	169.953	191.125	193.768
Motor and generator metal job stamping.....	10	8907012	12/10	118.122	124.042	124.042	124.042	125.526
Other metal job stampings.....	10	8907013	12/10	124.825	133.924	134.028	134.940	135.187
Metal foil and leaf.....	10	8908	12/84	167.603	169.357	169.563	173.713	180.779
Flexible packaging foil.....	10	890811	12/84	149.501	151.065	151.249	154.951	161.254
Heavy gauge springs.....	10	8909	06/04	172.156	189.997	191.243	200.334	199.469
Hot formed steel springs, except wire.....	10	890912	06/04	170.281	196.807	196.807	203.702	201.594
Cold formed steel springs, except wire.....	10	890913	06/04	174.097	182.474	185.076	196.552	197.041
Machinery and equipment.....	11	-		152.183	153.478	154.494	155.550	158.139
Agricultural machinery and equipment.....	11	1		264.600	269.859	274.259	280.116	280.866
Agricultural machinery and equipment.....	11	14	12/02	165.650	168.941	171.696	175.363	175.832
Commercial turf and grounds care equipment, including parts and attachments.....	11	1401	12/02	143.593	146.616	145.568	145.890	144.606
Commercial turf and grounds care equipment, including parts and attachments.....	11	140111	12/02	143.593	146.616	145.568	145.890	144.606
Farm plows, harrows, rollers, pulverizers, etc., and attachments.....	11	1402	12/02	217.586	219.528	219.528	223.217	223.217
Farm plows, harrows, rollers, pulverizers, etc., and attachments.....	11	140211	12/02	217.586	219.528	219.528	223.217	223.217
Farm dairy equipment, sprayers and dusters, farm blowers, and attachments.....	11	1404	12/02	152.818	153.155	153.155	161.026	161.026
Farm dairy equipment, sprayers and dusters, farm blowers, and attachments.....	11	140411	12/02	152.818	153.155	153.155	161.026	161.026
Planting, seeding, and fertilizing machinery and attachments.....	11	1405	12/02	167.205	167.260	167.260	174.608	177.262
Planting, seeding, and fertilizing machinery and attachments.....	11	140511	12/02	167.205	167.260	167.260	174.608	177.262
Harvesting machinery (except hay and straw) and attachments.....	11	1406	12/82	269.460	276.889	280.345	282.660	282.660
Harvesting machinery (except hay and straw) and attachments.....	11	140611	12/82	269.460	276.889	280.345	282.660	282.660
Haying machinery and attachments.....	11	1407	12/82	257.692	268.796	268.796	288.080	284.912
Haying machinery and attachments.....	11	140711	12/82	257.692	268.796	268.796	288.080	284.912
All other farm machinery and equipment, excluding parts, including attachments.....	11	1408	12/02	209.502	215.124	220.762	225.276	225.808

See footnotes at end of table.

Table 9. Producer price indexes for commodity and service groupings and individual items, not seasonally adjusted — Continued
 [January 2022, Index base 1982=100, unless otherwise indicated]

Title	Commodity code		Other index base	Unadjusted index ¹				
	Group code	Item code		Sept. 2021	Oct. 2021 ^P	Nov. 2021 ^P	Dec. 2021 ^P	Jan. 2022 ^P
All other farm machinery and equipment, excluding parts, including attachments.....	11	140811	12/02	209.502	215.124	220.762	225.276	225.808
Parts for farm machinery, for sale separately.....	11	1409	12/02	156.415	157.939	168.175	168.846	172.092
Parts for farm machinery, for sale separately.....	11	140911	12/02	156.415	157.939	168.175	168.846	172.092
Construction machinery and equipment.....	11	2		249.860	257.313	258.281	260.572	268.346
Tractors and attachments, ex. parts.....	11	2A	12/99	162.354	166.950	167.486	171.300	171.292
Construction machinery for mounting (excluding parts, winches, snow clearing attachments).....	11	2A03	12/99	150.805	156.948	157.036	158.855	158.656
Construction machinery for mounting (excluding parts, winches, snow clearing attachments).....	11	2A0302	12/99	150.805	156.948	157.036	158.855	158.656
Tractor shovel loaders (skid steer, wheel, crawler, and integral design backhoes).....	11	2A04		234.822	243.262	244.444	245.035	245.061
Tractor shovel loaders (skid steer, wheel, crawler, and integral design backhoes).....	11	2A0406	06/86	223.951	232.000	233.127	233.691	233.715
Construction wheel and crawler tractors, dozers, self-propelled log skidders, etc.....	11	2A05	12/03	155.527	158.884	159.268	165.354	165.354
Construction wheel and crawler tractors, dozers, self-propelled log skidders, etc.....	11	2A0501	12/03	155.527	158.884	159.268	165.354	165.354
Power cranes, draglines, & shovels (excavators) (incl. surface mining equipment) (excl. parts).....	11	2B	12/99	156.879	162.873	163.041	163.041	163.232
Power cranes, draglines, & shovels (excavators) (incl. surface mining equip.) (excluding parts).....	11	2B05	12/99	156.879	162.873	163.041	163.041	163.232
Power cranes, draglines, & shovels (excavators) (incl. surface mining equip.) (excluding parts).....	11	2B0504	12/99	156.879	162.873	163.041	163.041	163.232
Mixers, pavers, and related equipment (excluding parts).....	11	2C		243.249	254.693	256.389	256.389	258.093
Mixers, pavers, and related equipment (excluding parts).....	11	2C01		243.249	254.693	256.389	256.389	258.093
Mixers, pavers, and related equipment (excluding parts).....	11	2C0109	12/99	174.666	182.883	184.101	184.101	185.324
Off-highway, equipment, ex. parts.....	11	2D	12/99	175.045	180.159	180.659	180.657	180.743
Off-highway trucks, haulers, truck-type tractor chassis, trailers, etc. (excluding parts).....	11	2D02	12/03	163.865	165.273	165.175	165.171	165.375
Off-highway trucks, haulers, truck-type tractor chassis, trailers, etc. (excluding parts).....	11	2D0201	12/03	163.865	165.273	165.175	165.171	165.375
Graders, rollers & compactors, rough-terrain forklifts, scrapers, trenchers, etc. (excl. parts).....	11	2D03	12/03	169.417	176.664	177.532	177.532	177.532
Graders, rollers & compactors, rough-terrain forklifts, scrapers, trenchers, etc. (excl. parts).....	11	2D0301	12/03	169.417	176.664	177.532	177.532	177.532
Misc. construction machinery and equipment.....	11	2J	12/05	156.085	160.338	160.379	161.032	176.481
Winches, aerial work platforms, and automotive wrecker hoists, including parts and attachments.....	11	2J01	12/05	160.088	162.402	162.402	163.689	163.921
Winches, aerial work platforms, and automotive wrecker hoists, including parts and attachments.....	11	2J0101	12/03	201.649	204.564	204.564	206.185	206.477
Other construction machinery and equipment (excluding parts).....	11	2J03	12/03	171.289	178.329	178.422	178.422	213.476
Other construction machinery and equipment (excluding parts).....	11	2J0301	12/03	171.289	178.329	178.422	178.422	213.476
Parts for construction machinery and equipment, sold separately.....	11	2K	12/99	158.319	161.136	165.303	167.484	169.222
Parts for construction machinery and equipment, sold separately.....	11	2K01	12/99	158.319	161.136	165.303	167.484	169.222
Parts for cranes, draglines, and shovels (including surface mining equipment) (sold separately).....	11	2K0101	12/11	120.991	121.300	125.098	125.098	127.542
Parts for off-highway wheel tractors and shovel loaders (sold separately).....	11	2K0102	12/11	109.745	110.312	117.041	117.346	117.372
Parts for other construction machinery (sold separately).....	11	2K0103	12/11	117.596	121.105	122.596	125.482	126.592
Metalworking machinery and equipment.....	11	3		208.967	211.302	211.892	214.327	216.957
Power-driven handtools, including parts and attachments.....	11	32		189.495	200.745	200.860	200.860	206.338
Power-driven handtools, including parts and attachments.....	11	3211	12/04	129.077	136.741	136.818	136.818	140.550
Power-driven handtools, including parts and attachments.....	11	321101	12/04	129.077	136.741	136.818	136.818	140.550
Power-driven handtools, pneumatic, hydraulic, and powder-actuated.....	11	3211011	06/11	131.421	138.106	138.187	138.187	143.544
Power-driven handtools, electric (except battery powered), including parts.....	11	3211014	06/11	120.518	128.515	128.610	128.610	130.418
Welding machines and equipment.....	11	33		351.155	351.301	351.395	360.487	362.310
Arc welding machines, components, and accessories, excluding electrodes and stud welding equip.....	11	3301		359.847	359.847	359.847	378.821	379.242
Arc welding machines, components, and accessories, excluding electrodes and stud welding equip.....	11	330175	12/97	236.424	236.424	236.424	248.891	249.167
Resistance welders, components, accessories, and electrodes.....	11	3302		258.373	259.158	259.158	266.997	266.997
Resistance welders, components, accessories, and electrodes.....	11	330276	12/84	239.439	240.166	240.166	247.431	247.431
Gas welding and cutting equipment, parts, attachments, and accessories.....	11	3304		239.301	239.301	240.047	240.047	251.352
Gas welding and cutting equipment, parts, attachments, and accessories.....	11	330461	06/83	235.366	235.366	236.100	236.100	247.219
Other welding equipment, components, and accessories (excluding arc, resistance, and gas).....	11	3306	12/00	138.581	138.581	138.581	139.019	139.632

See footnotes at end of table.

Table 9. Producer price indexes for commodity and service groupings and individual items, not seasonally adjusted — Continued
 [January 2022, Index base 1982=100, unless otherwise indicated]

Title	Commodity code		Other index base	Unadjusted index ¹				
	Group code	Item code		Sept. 2021	Oct. 2021 ^P	Nov. 2021 ^P	Dec. 2021 ^P	Jan. 2022 ^P
Other welding equipment, components, and accessories (excluding arc, resistance, and gas).....	11	330629	12/00	138.581	138.581	138.581	139.019	139.632
Industrial process furnaces and ovens.....	11	34		235.515	237.377	238.271	238.485	246.034
Industrial process furnaces and ovens, except parts and attachments.....	11	3407	12/04	146.328	147.140	147.772	147.951	151.982
Industrial process furnaces and ovens, except parts and attachments.....	11	340711	12/04	146.328	147.140	147.772	147.951	151.982
Parts and attachments for industrial process furnaces and ovens.....	11	3409	06/11	121.862	123.674	123.947	123.947	129.469
Parts and attachments for industrial process furnaces and ovens.....	11	340901	06/11	121.862	123.674	123.947	123.947	129.469
Cutting tools and accessories.....	11	35		202.331	204.128	205.380	206.940	209.429
Small cutting tools.....	11	3501		191.422	193.438	193.781	195.558	198.014
End mills and milling cutters.....	11	350144	12/11	111.025	111.938	111.941	112.102	113.386
Threading tools, including blanks, tips and inserts.....	11	350145	12/11	108.078	108.078	109.727	109.727	109.727
Carbon and high-speed steel, shank, solid, tipped carbide twist drills.....	11	350146	12/11	116.736	117.513	117.513	117.513	117.535
Taps, carbide indexable, and throwaway inserts for machine tools.....	11	350147	12/11	123.285	125.003	126.136	126.136	126.136
Other cutting tools for machine tools, excluding tips and blanks.....	11	350149	12/11	109.374	110.738	110.738	112.397	114.408
Precision measuring tools.....	11	3502		212.661	212.661	—	—	—
Precision measuring tools.....	11	350243	06/83	205.754	205.754	—	—	—
Other machine tool attachments and accessories.....	11	3505	06/83	221.846	223.945	231.785	233.434	238.364
Other machine tool attachments and accessories.....	11	350501	06/83	221.846	223.945	231.785	233.434	238.364
Abrasive products.....	11	36		231.144	232.331	232.475	240.419	241.480
Nonmetallic sized grains, powders, and flour abrasives (incl. graded only).....	11	3601		159.029	159.029	159.029	169.989	169.989
Nonmetallic sized grains, powders, and flour abrasives (incl. graded only).....	11	360105	06/87	204.736	204.736	204.736	218.846	218.846
Nonmetallic abrasive products (including diamond abrasives).....	11	3603		208.127	208.685	209.217	217.470	220.299
Nonmetallic abrasive products (including diamond abrasives).....	11	360311	06/87	190.524	191.035	191.522	199.077	201.667
Nonmetallic coated abrasive products and buffing wheels, polishing wheels, and laps.....	11	3605		276.083	281.231	281.231	285.672	286.484
Nonmetallic coated abrasive products and buffing wheels, polishing wheels, and laps.....	11	360505		204.355	208.166	208.166	211.453	212.054
Metal cutting machine tools.....	11	37		214.641	216.151	216.151	218.528	220.178
Other metal-cutting machine tools.....	11	3720	12/09	118.066	119.356	119.356	120.226	121.604
Other metal-cutting machine tools.....	11	372041	12/09	118.066	119.356	119.356	120.226	121.604
Metal machining centers.....	11	3721	12/09	121.364	121.364	121.364	124.674	124.674
Metal machining centers.....	11	372121	12/09	121.364	121.364	121.364	124.674	124.674
Rebuilt metal-cutting machine tools and parts for metal-cutting machine tools.....	11	3753	12/02	139.518	139.518	139.518	140.447	140.447
Rebuilt metal-cutting machine tools and parts for metal-cutting machine tools.....	11	375311	12/02	139.518	139.518	139.518	140.447	140.447
Metal forming machine tools.....	11	38		248.649	248.649	249.987	251.433	252.358
Metal-forming machine tools (except rebuilt and parts).....	11	3826	12/09	124.394	124.394	124.541	125.145	125.586
Metal punching and shearing (power & manual), and bending and forming machines (power only).....	11	382611		207.376	207.376	207.876	207.876	207.876
Metalworking presses (except forging and die-stamping presses).....	11	382631		256.293	256.293	256.293	263.135	263.135
Other metal-forming machine tools (except presses).....	11	382651		299.889	299.889	299.889	299.889	303.132
Rebuilt metal-forming machine tools and parts for metal-forming machine tools.....	11	3852	12/02	145.084	145.084	148.265	149.656	150.298
Rebuilt metal-forming machine tools and parts for metal-forming machine tools.....	11	385205	12/02	145.084	145.084	148.265	149.656	150.298
Tools, dies, jigs, fixtures & ind. molds.....	11	39		160.149	161.976	162.811	163.976	165.739
Special tools, dies, jigs, and fixtures.....	11	3901		180.917	183.797	184.065	184.540	186.794
Special tools, dies, jigs, and fixtures.....	11	390135	12/03	118.694	120.584	120.760	121.072	122.550
Jigs and fixtures, including parts.....	11	3901351	06/10	122.202	126.870	126.870	127.765	128.149
Metalworking dies and die sets.....	11	3901353	06/10	111.554	111.751	111.751	111.811	113.318
Standard punches, industrial prototypes, die parts & other special tooling for dies.....	11	3901357	06/10	112.274	113.414	114.054	114.054	116.589
Industrial molds and mold boxes.....	11	3903		133.727	134.422	135.806	137.631	138.838
Industrial injection-type molds made of metal for plastics.....	11	390312	12/09	118.671	118.671	120.334	120.334	121.482
Other industrial molds and mold boxes.....	11	390331	12/09	98.428	99.240	100.047	102.178	103.029
Metalworking machinery n. e. c.....	11	3A	06/83	223.366	223.541	223.541	223.541	223.541
Other metalworking machinery.....	11	3A02	06/83	294.605	295.443	295.443	295.443	295.443
Other metalworking machinery.....	11	3A0201	06/83	294.605	295.443	295.443	295.443	295.443
Rolling mill machinery.....	11	3B	12/87	241.733	241.733	241.764	241.781	—
Rolling mill machinery.....	11	3B01	12/87	241.733	241.733	241.764	241.781	—
Rolling mill machinery.....	11	3B0101	12/87	241.733	241.733	241.764	241.781	—
General purpose machinery and equipment.....	11	4		271.359	274.065	276.373	278.760	285.295
Pumps, compressors, and equipment.....	11	41		286.854	288.018	289.016	290.495	297.108
Industrial pumps, except hydraulic fluid power pumps.....	11	4102		295.996	296.611	296.611	296.707	311.021
Industrial pumps, except hydraulic fluid power pumps.....	11	410212	12/97	188.860	189.252	189.252	189.314	198.446

See footnotes at end of table.

Table 9. Producer price indexes for commodity and service groupings and individual items, not seasonally adjusted — Continued
 [January 2022, Index base 1982=100, unless otherwise indicated]

Title	Commodity code		Other index base	Unadjusted index ¹				
	Group code	Item code		Sept. 2021	Oct. 2021 ^P	Nov. 2021 ^P	Dec. 2021 ^P	Jan. 2022 ^P
Parts and attachments for air and gas compressors and vacuum pumps..	11	4107	06/84	—	283.716	283.746	289.132	289.132
Parts and attachments for air and gas compressors, ex. refrigeration, ice making, & a/c.....	11	410701	06/84	—	283.716	283.746	289.132	289.132
Domestic water systems.....	11	4113	12/03	183.603	183.603	183.603	183.603	199.595
Domestic water systems.....	11	411311	12/03	183.603	183.603	183.603	183.603	199.595
Air and gas compressors and vacuum pumps.....	11	4115	06/05	180.868	181.588	182.443	182.443	184.795
Air and gas compressors and vacuum pumps.....	11	411501	06/05	180.868	181.588	182.443	182.443	184.795
Other pumps, including parts and attachments.....	11	4119	12/83	307.186	308.327	309.639	314.513	317.732
Parts and attachments for pumps.....	11	411911	12/83	366.102	366.386	366.386	366.386	369.393
All other pumps, including domestic sump, oil well, and oil field pumps.....	11	411915	12/97	167.376	168.239	169.303	173.258	175.197
Domestic sump pumps.....	11	4119151	12/09	—	145.714	145.714	—	—
Other pumps, except automotive circulating pumps, and measuring & dispensing pumps.....	11	4119155	12/09	136.315	137.347	139.443	140.814	141.006
Elevators, escalators, and other lifts.....	11	42		172.534	174.893	174.894	190.349	190.596
Elevators and moving stairways.....	11	4201		164.351	167.005	167.006	185.400	185.701
Elevators and moving stairways.....	11	420112	12/03	143.593	145.912	145.913	161.983	162.247
Parts and attachments for elevators and moving stairs (sold separately)...	11	4202		208.525	209.591	209.591	212.140	212.148
Parts and attachments for elevators and moving stairs (sold separately).....	11	420221		208.525	209.591	209.591	212.140	212.148
Fluid power equipment.....	11	43		285.340	289.852	290.927	293.364	302.188
Fluid power pumps and parts.....	11	4301		258.606	259.635	260.045	260.680	271.236
Nonaerospace-type reciprocating fluid power pumps.....	11	430112	12/11	122.075	123.198	123.392	123.827	127.791
Nonaerospace-type rotary and other fluid power pumps.....	11	430113	12/14	103.271	103.271	103.271	103.271	104.394
Nonaerospace-type fluid power motors.....	11	430115	12/11	132.523	132.949	133.614	134.413	139.416
Parts for fluid power pumps, motors, and hydrostatic transmissions.....	11	430119	12/11	117.224	117.323	117.357	117.357	132.291
Fluid power valves.....	11	4302		314.778	315.180	315.569	316.844	318.809
Fluid power valves.....	11	430201	12/82	307.085	307.477	307.857	309.101	311.018
Nonaerospace type hydraulic directional control valves.....	11	4302013	12/07	151.405	150.792	151.842	152.134	152.654
Nonaerospace type pneumatic directional control valves.....	11	4302015	12/07	147.551	150.053	150.053	150.053	156.333
Aerospace type fluid power valves.....	11	430201A	06/09	137.772	138.167	138.167	138.167	137.275
Fluid power cylinders, actuators, accumulators, cushions, & parts.....	11	4303		260.941	268.835	271.202	274.907	282.723
Non-aerospace hydraulic & all aerospace-type fluid power cylinders....	11	430312	06/98	181.011	187.470	189.651	192.550	198.721
Non-aerospace pneumatic fluid power cylinders.....	11	430313	06/98	164.154	165.369	165.369	165.369	169.179
Parts for hydraulic & pneumatic cylinders and actuators.....	11	430315	06/98	213.479	217.509	217.573	220.812	223.689
Fluid power hose and tube fittings.....	11	4304		310.533	316.969	316.969	320.183	337.081
Fluid power hose and tube fittings.....	11	430406		310.533	316.969	316.969	320.183	337.081
Nonaerospace type flared (metal) fittings, couplings, and assemblies.....	11	4304062	06/09	118.359	118.359	118.359	127.168	130.538
Parts for fluid power valves.....	11	4305	06/91	211.759	211.759	211.759	211.978	219.229
Parts for fluid power valves.....	11	430501	06/91	211.759	211.759	211.759	211.978	219.229
Industrial material handling equipment.....	11	44		251.466	254.572	258.808	261.884	264.977
Conveying equipment, except parts and accessories.....	11	4402		244.983	248.150	252.584	257.936	262.077
Unit handling conveyors and conveying systems.....	11	440212	06/84	214.012	214.819	215.669	218.038	218.589
Unit handling gravity and trolley conveyors and conveying systems...	11	4402122	06/09	124.165	126.340	126.354	126.946	127.027
All other unit handling conveyors, including tow, belt, roller, pneumatic, portable, etc.....	11	4402124	06/09	134.522	134.582	135.241	136.936	137.345
Bulk material handling conveyors and conveying systems.....	11	440216	06/84	235.412	241.028	249.257	257.427	265.431
Industrial trucks, trailers, and stackers.....	11	4403		242.590	245.598	249.856	251.757	253.971
Industrial trucks, tractors, mobile straddle carriers & cranes, & automatic stacking machines.....	11	44035	12/11	133.862	135.404	138.184	139.092	140.607
Work trucks with lifting & handling equipment, riding, electric, self-propelled.....	11	440353	06/02	183.174	184.470	194.406	194.581	195.690
Work trucks with lifting & handling equipment, non-riding electric or any non-electric.....	11	440356	06/02	172.542	172.578	172.616	174.885	174.885
Work trucks not fitted with lifting & handling equipment, electric or non-electric.....	11	440357	06/02	178.505	184.129	184.183	185.369	192.878
Bulk powered material moving equipment, dock boards, and metal pallets and skids.....	11	440358	06/02	187.766	192.884	194.758	195.969	197.254
Parts and attachments for industrial trucks and tractors.....	11	440378	12/86	322.175	327.616	327.959	332.220	331.545
Hoists, overhead cranes, and monorail systems.....	11	4404		298.576	302.736	305.823	309.275	313.355
Hoists and parts and attachments for hoists (sold separately).....	11	440481	12/84	278.311	278.311	288.460	290.241	290.509
Overhead traveling cranes and monorail systems, including parts and attachments sold separately.....	11	440485	12/84	283.504	289.871	288.269	292.443	298.520
Parts and accessories for conveyors and conveying systems.....	11	4406	09/18	118.706	119.763	121.583	122.568	124.311
Parts and accessories for unit handling conveyors and conveying systems.....	11	440601	06/84	273.179	274.868	276.033	279.393	279.932
Parts and accessories for bulk material handling conveyors and conveying systems.....	11	440602	06/84	406.632	411.168	421.110	423.142	433.373
Mechanical power transmission equipment.....	11	45		304.236	305.709	307.322	309.173	318.825
Speed changers, drives, gears.....	11	4501		302.574	304.677	306.231	306.801	314.653

See footnotes at end of table.

Table 9. Producer price indexes for commodity and service groupings and individual items, not seasonally adjusted — Continued
 [January 2022, Index base 1982=100, unless otherwise indicated]

Title	Commodity code		Other index base	Unadjusted index ¹				
	Group code	Item code		Sept. 2021	Oct. 2021 ^P	Nov. 2021 ^P	Dec. 2021 ^P	Jan. 2022 ^P
Loose gear, pinions and racks.	11	450108	12/83	—	225.081	225.081	225.081	227.638
Speed changers and industrial high speed drives & parts other than loose gearing.	11	450117	12/03	176.351	177.240	178.612	179.116	185.010
Other power transmission equipment.	11	4502	12/84	289.348	290.129	291.712	294.705	305.581
Mechanical power transmission equipment, excl. speed changers, drives, & gears.	11	450212	12/03	190.567	191.269	192.693	195.385	201.739
Scales and balances.	11	46		204.485	206.067	207.208	207.505	209.718
Vehicle and industrial scales.	11	4611	12/91	177.136	177.534	179.324	179.582	183.047
Vehicle and industrial scales.	11	461101	06/03	154.066	154.411	155.968	156.193	159.206
Motor truck and railroad track scales.	11	4611011	12/10	139.132	139.836	142.251	142.251	146.330
Industrial scales (including automatic checkweigher and bulkweigher scales).	11	4611012	12/10	143.458	143.458	144.420	145.000	147.615
Miscellaneous non-vehicle scales (crane, susp., tank, hopper, measuring dev, lab, bulk conveyor).	11	4611013	12/10	126.426	126.426	126.426	126.426	126.426
Retail, commercial, household, and mailing scales and balances.	11	4612	12/91	179.871	179.871	179.871	179.871	179.871
Retail, commercial, household, and mailing scales and balances.	11	461201	06/03	165.111	165.111	165.111	165.111	165.111
Parts, attachments, and accessories for scales and balances.	11	4613	12/91	225.352	229.985	230.372	230.881	231.645
Parts, attachments, and accessories for scales and balances.	11	461301	06/03	220.211	224.739	225.116	225.614	226.360
Air purification equipment and industrial and commercial fans and blowers.	11	47		263.584	264.120	265.340	265.461	274.004
Fan, blower, air purification equipment.	11	4701		263.584	264.120	265.340	265.461	274.004
Dust collection and other air purification equipment for cleaning incoming air.	11	470143	12/83	219.755	220.486	221.368	220.384	232.203
Air filters for air-conditioners and furnaces, etc., of 2400 CFM or less, except parts.	11	4701431	06/09	141.708	142.238	142.751	141.665	152.983
Other dust collection and air purification equipment, except parts.	11	4701432	06/09	127.465	128.209	128.775	128.775	129.581
Parts for dust collection and air purification equipment.	11	4701433	06/09	128.809	128.809	129.409	129.409	132.866
Industrial and commercial fans and blowers.	11	470145	12/03	200.290	200.826	202.646	203.646	203.804
Centrifugal blower filter units, and classes I-IV centrifugal fans, except parts.	11	4701452	06/09	160.246	160.818	162.686	163.597	163.597
Other centrifugal fans and blowers, except parts.	11	4701453	06/09	162.444	162.444	164.639	164.782	164.800
Axial fans and industrial propeller fans, except parts.	11	4701457	06/09	139.072	139.072	139.985	140.440	140.440
Power roof ventilators, except parts.	11	4701458	06/09	135.687	135.687	135.687	137.891	137.891
Parts and accessories for fans and blowers.	11	4701459	06/09	157.926	164.283	164.770	165.068	167.165
Air conditioning and refrigeration equip.	11	48		228.121	232.355	236.677	240.016	248.830
Unitary air-conditioners, except air source heat pumps.	11	4802		214.932	213.162	217.069	217.686	225.157
Unitary air-conditioners, except air source heat pumps.	11	480222	06/97	175.255	173.812	176.997	177.500	183.592
Commercial refrigeration equipment.	11	4803		288.236	302.089	304.908	313.073	331.498
Commercial refrigeration equipment.	11	480331	06/97	186.818	195.796	197.624	202.916	214.858
All other miscellaneous refrigeration and air-conditioning equipment.	11	4806		248.507	282.118	283.868	295.387	299.405
All other miscellaneous refrigeration and air-conditioning equipment.	11	480631	06/97	172.089	195.365	196.577	204.554	207.335
Heat transfer equipment, including heat pumps.	11	4807	12/11	137.110	137.595	139.482	142.416	147.484
Heat transfer equipment, except dehumidifiers.	11	480732	12/03	193.308	195.142	197.959	203.040	210.531
Heat pumps.	11	480734	12/09	132.390	129.677	131.061	131.282	135.221
Parts and accessories for air conditioning and heat transfer equipment.	11	4809	12/89	217.639	219.418	226.721	227.207	238.121
Parts and accessories for air conditioning and heat transfer equipment.	11	480901	12/89	217.639	219.418	226.721	227.207	238.121
Refrigeration condensing units.	11	4815	01/19	121.138	124.625	132.375	132.375	137.019
Refrigeration condensing units.	11	481511	01/19	121.138	124.625	132.375	132.375	137.019
Miscellaneous general purpose equipment.	11	49		313.158	314.881	315.997	317.055	321.865
Metal valves, except fluid power.	11	4902	12/82	363.454	367.179	368.340	369.380	375.260
Gates, globes, angles, and checks.	11	490201	12/82	396.519	398.757	401.949	401.949	408.242
Gates, globes, angles, straightway (Y-type) checks, stop & check, 3- & 4-way, etc.	11	4902011	06/09	143.990	144.930	146.195	146.195	147.969
Industrial valves for water works and municipal equipment.	11	4902012	06/09	123.995	124.409	125.170	—	—
Industrial ball valves, incl. manual and power operated.	11	490202	12/82	463.789	463.514	462.726	463.355	474.272
Industrial butterfly valves, incl. manual and power operated.	11	490203	12/82	255.293	255.293	255.293	255.293	259.022
Industrial plug valves.	11	490204	12/82	249.494	249.494	257.340	257.340	257.340
Plumbing and heating valves and specialties, except plumbers' brass goods.	11	490205	12/82	354.282	354.282	354.282	358.261	376.570
Other industrial valves, including nuclear.	11	490209	12/82	331.814	340.000	340.000	341.541	343.409
Automatic regulating and control valves.	11	490211	12/98	209.483	217.954	217.954	219.590	219.590
Metal pipe fittings, flanges, and unions.	11	4903	12/82	402.054	403.881	404.523	410.108	415.158
Metal pipe fittings, flanges, and unions.	11	490301	12/82	402.054	403.881	404.523	410.108	415.158
Ball and roller bearings.	11	4905		301.885	301.933	303.884	302.270	303.978
Ball bearings, complete, unmounted.	11	490531	12/03	158.654	158.654	158.654	158.654	158.861
Mounted bearings, except plain.	11	490534	06/83	417.752	417.752	431.033	422.253	436.875
Parts and components for ball and roller bearings, incl. balls and rollers.	11	490535	06/83	198.411	198.675	198.675	198.645	201.977
Tapered roller bearings (including cups & cones), unmounted.	11	490537	06/83	325.729	325.729	329.799	325.895	325.895
Other roller bearings, unmounted.	11	490538	06/83	337.902	337.902	337.902	337.902	337.902
Industrial patterns.	11	4907	12/84	184.684	184.684	186.921	189.370	189.370

See footnotes at end of table.

Table 9. Producer price indexes for commodity and service groupings and individual items, not seasonally adjusted — Continued
 [January 2022, Index base 1982=100, unless otherwise indicated]

Title	Commodity code		Other index base	Unadjusted index ¹				
	Group code	Item code		Sept. 2021	Oct. 2021 ^P	Nov. 2021 ^P	Dec. 2021 ^P	Jan. 2022 ^P
Industrial patterns.....	11	490701	12/84	184.684	184.684	186.921	189.370	189.370
Filters and strainers.....	11	4908	12/84	275.542	275.859	276.939	276.826	287.395
Filters and strainers, except fluid power.....	11	490805	12/03	168.164	168.408	169.239	169.153	177.288
Industrial filters and strainers and reusable media, except fluid power.....	11	4908051	12/11	124.934	125.020	125.474	125.533	131.786
Nonreusable media for filters and strainers, except fluid power.....	11	4908052	12/11	124.337	124.337	125.958	125.958	131.340
Parts and accessories for filters and strainers, except fluid power....	11	4908053	12/11	122.159	125.093	126.477	123.372	126.306
Other miscellaneous general purpose equipment.....	11	4911	12/84	227.499	228.809	229.194	230.942	233.397
General industrial machinery equipment, n.e.c.....	11	491102	06/07	134.704	135.563	135.816	136.963	138.574
Electronic computers and computer equipment.....	11	5	12/98	25.780	25.919	26.015	26.167	26.744
Electronic computers.....	11	51	12/04	15.568	15.920	16.163	16.557	16.684
Electronic computers.....	11	5101	12/04	15.568	15.920	16.163	16.557	16.684
Personal computers and workstations (excluding portable computers)...	11	510114	06/07	21.640	21.764	21.676	21.739	21.756
Portable computers, laptops, tablets and other single user computers...	11	510115	06/07	14.660	14.636	14.650	14.450	14.478
Host computers, multiusers (mainframes, UNIX and PC servers).....	11	510116	12/04	24.330	25.056	25.627	26.486	26.756
Computer storage devices.....	11	52	12/04	47.570	47.570	47.570	47.570	47.570
Computer storage devices (except parts, attachments and accessories)...	11	5201	12/04	47.164	47.164	47.164	47.164	47.164
Computer storage devices (except parts, attachments and accessories).....	11	520101	12/04	47.164	47.164	47.164	47.164	47.164
Computer peripheral equipment and parts.....	11	54	12/98	79.365	79.365	79.365	79.336	83.401
POS terminals, funds-transfer devices, computer terminals & other computer peripheral equip.....	11	5406	06/99	63.468	63.468	63.468	63.435	64.702
POS terminals, funds-transfer devices, computer terminals & other computer peripheral equip.....	11	540602	06/07	66.343	66.343	66.343	66.309	67.632
Special industry machinery and equipment.....	11	6		238.114	238.789	241.411	243.112	246.076
Food products machinery.....	11	61		311.011	314.089	319.442	322.321	326.188
Dairy and milk products plant machinery and equipment.....	11	6101		293.416	301.835	315.825	317.062	317.062
Dairy and milk products plant machinery and equipment.....	11	610111	12/83	287.032	295.267	308.953	310.162	310.162
Commercial food products machinery (except packaging and cooking equipment).....	11	6104		269.804	272.464	275.991	280.592	284.503
Commercial food products machinery (except packaging and cooking equipment).....	11	610409	12/83	266.176	268.800	272.280	276.819	280.678
Industrial food products machinery for processing foods, beverages, & animal & fowl feed.....	11	6105	12/83	330.653	330.752	332.882	333.762	339.180
Industrial food products machinery for processing foods, beverages, & animal & fowl feed.....	11	610501	12/83	330.653	330.752	332.882	333.762	339.180
Other industrial food and feed machinery.....	11	6105012	12/12	127.390	127.390	128.151	128.809	129.269
Machinery for sorting, grading, and cleaning fruits, vegetables, eggs, and for processing meat.....	11	6105013	12/12	135.797	135.797	137.058	137.058	139.360
Parts and attachments for industrial food and feed products machinery.....	11	6105014	12/12	124.880	125.073	125.499	125.499	131.678
Textile machinery and equipment.....	11	62		175.276	175.276	175.276	175.661	185.277
Textile machinery (except parts, attachments, and accessories).....	11	6212	06/86	148.060	148.060	148.060	148.060	157.896
Textile machinery (except parts, attachments, and accessories).....	11	621201	06/86	148.060	148.060	148.060	148.060	157.896
Textile machinery parts and attachments.....	11	6277		196.479	196.479	196.479	197.976	203.153
Textile machinery parts and attachments.....	11	627701	06/86	176.334	176.334	176.334	177.677	182.324
Sawmill and woodworking machinery.....	11	63		260.815	261.060	261.852	261.975	264.631
Sawmill and woodworking machinery.....	11	6306	12/04	175.337	175.501	176.034	176.116	177.902
Sawmill and woodworking machinery, excluding parts and attachments (sold separately).....	11	630602	06/12	148.193	148.360	148.763	148.763	150.382
Parts, attachments, & accessories for sawmill & woodworking machinery.....	11	630603	06/12	153.534	153.534	154.244	154.675	155.675
Paper industries machinery.....	11	64	06/82	237.540	240.187	241.951	244.003	245.488
Paper industries machinery.....	11	6401	06/82	237.540	240.187	241.951	244.003	245.488
Paper industries machinery, excluding parts & attachments (sold separately).....	11	640114	12/03	131.703	134.485	134.787	135.647	136.004
Parts and attachments for paper industries machinery.....	11	640115	12/03	151.185	151.185	153.176	154.836	156.379
Printing trades machinery and equipment.....	11	65		169.402	169.581	170.955	175.492	175.888
Printing presses.....	11	6508	06/09	108.109	108.109	108.109	114.301	114.301
Printing presses.....	11	650830	06/09	108.109	108.109	108.109	114.301	114.301
Other printing machinery and equipment.....	11	6509	12/82	159.296	159.513	161.172	164.057	164.535
Other printing machinery and equipment, incl. pre-press preparation equipment & plates.....	11	650912	06/09	95.706	94.753	95.689	98.480	98.422
Parts, attachments, & accessories for printing trades machinery.....	11	650913	06/09	113.961	114.734	116.078	117.754	118.149
Other special industry machinery.....	11	66		224.415	224.219	224.658	224.638	227.220
Plastics and rubber working machinery.....	11	6603		218.416	218.423	218.645	218.479	218.849
Plastics working machinery and equipment, excluding patterns and molds, including parts.....	11	66039	09/15	101.488	101.492	101.614	101.523	101.695
Plasticworking machinery (excluding parts).....	11	660391	12/08	107.600	107.623	107.623	107.623	107.643

See footnotes at end of table.

Table 9. Producer price indexes for commodity and service groupings and individual items, not seasonally adjusted — Continued
 [January 2022, Index base 1982=100, unless otherwise indicated]

Title	Commodity code		Other index base	Unadjusted index ¹				
	Group code	Item code		Sept. 2021	Oct. 2021 ^P	Nov. 2021 ^P	Dec. 2021 ^P	Jan. 2022 ^P
Parts for plasticworking machinery.....	11	660395	12/08	114.960	114.886	115.553	115.054	115.912
Miscellaneous special industry machinery.....	11	6606		216.703	216.489	216.939	216.939	219.709
Semiconductor manufacturing machinery and parts.....	11	660638	06/87	113.830	113.830	113.830	113.830	114.209
Packing, packaging, and bottling machinery and parts.....	11	67		298.400	298.400	306.032	316.363	319.112
Packing, packaging, and bottling machinery and parts.....	11	6705	06/06	145.821	145.821	149.550	154.599	155.942
Packing, packaging, and bottling machinery, excluding parts.....	11	670501	06/06	141.736	141.736	146.608	148.736	150.192
Parts for packing, packaging, and bottling machinery.....	11	670502	12/83	287.505	287.505	289.719	311.124	313.152
Service industry machinery and parts.....	11	68	06/82	271.540	273.148	278.576	280.240	283.450
Service industry machinery and parts.....	11	6801	06/82	271.540	273.148	278.576	280.240	283.450
Commercial cooking and food warming equipment.....	11	680118	12/03	177.449	177.931	188.214	188.214	190.843
Commercial cooking equipment incl. ranges, deep-fat fryers, etc. except electric.....	11	6801181	12/11	140.979	140.979	152.616	152.616	154.436
Commercial electric cooking equipment, incl. ranges, deep-fat fryers, etc.....	11	6801182	12/11	120.781	121.748	125.451	125.451	127.657
Parts and accessories for commercial cooking and food warming equipment.....	11	6801183	12/11	118.493	118.609	118.609	118.609	120.338
Other service industry machinery, incl. electronic teaching mach. & auto. maintenance equipment.....	11	680123	06/07	130.204	131.260	131.577	132.858	134.205
All other parts and attachments for service industry equipment.....	11	6801232	12/11	111.870	111.870	112.874	112.874	112.896
Commercial and industrial floor & carpet cleaning machines, excl. vacuum cleaners.....	11	6801233	09/16	120.985	120.985	120.985	120.985	122.148
Electronic teaching machines, teaching aids, etc., incl. kits.....	11	6801235	09/16	102.118	102.118	102.118	102.118	102.118
Other service industry equipment.....	11	6801236	09/16	116.517	116.641	117.114	119.226	121.312
Commercial laundry and drycleaning machinery products.....	11	69	12/82	282.191	285.765	289.124	289.124	305.705
Commercial laundry and drycleaning machinery products.....	11	6909	06/03	159.653	161.675	163.576	163.576	172.957
Commercial laundry and drycleaning machinery products.....	11	690901	06/03	159.653	161.675	163.576	163.576	172.957
Electrical machinery and equipment.....	11	7		121.955	122.553	123.371	123.931	125.817
Wiring devices.....	11	71		299.281	304.073	309.083	315.121	324.214
Current-carrying wiring devices.....	11	7101		197.705	198.382	199.368	201.646	203.408
Current-carrying switches for electrical circuitry (including vehicular switches).....	11	710143	12/99	166.016	165.411	165.462	165.513	165.779
Current-carrying wire connectors for electrical circuitry.....	11	710144	12/99	156.228	156.915	157.825	157.814	158.669
Current-carrying wiring devices n.e.c.....	11	710147	06/06	119.884	121.196	122.367	126.780	129.323
Noncurrent-carrying wiring devices.....	11	7102		450.491	462.039	473.626	485.691	506.773
Noncurrent-carrying electrical conduit and conduit fittings, incl. plastic conduit & fittings.....	11	710216	12/04	265.452	278.104	288.923	296.297	305.364
Other noncurrent-carrying wiring devices and supplies (boxes, covers, bar hangers, etc.).....	11	710217	12/04	177.142	180.755	182.341	182.748	185.618
Porcelain, steatite, and other ceramic electrical products.....	11	710252	12/03	152.918	153.243	161.517	163.848	184.963
Integrating and measuring instruments.....	11	72		169.408	169.954	169.760	169.760	173.029
Test equipment for electrical, radio, & communication circuits & motors.....	11	7205	12/83	160.328	161.107	161.068	161.068	161.315
Test equipment for electrical, radio, & communication circuits & motors.....	11	720501		168.931	169.751	169.710	169.710	169.970
Electrical integrating instruments and other instruments to measure electricity.....	11	7209	06/06	115.786	115.786	115.447	115.447	121.737
Electrical integrating instruments and other instruments to measure electricity.....	11	720901	06/06	115.786	115.786	115.447	115.447	121.737
Motors, generators, motor generator sets.....	11	73		235.375	239.918	247.063	247.702	255.838
Fractional horsepower motors and generators.....	11	7303	06/83	200.703	200.837	209.185	211.899	218.731
Fractional horsepower motors and generators.....	11	730312	12/99	151.007	151.108	157.389	159.431	164.571
Integral horsepower motors and generators (excluding land transportation types).....	11	7304	06/83	315.094	316.230	340.847	341.176	362.129
Integral horsepower motors and generators (excluding land transportation types).....	11	730405	12/99	219.399	220.190	237.331	237.560	252.149
Parts and supplies for motors and generators.....	11	7309	06/83	243.267	243.267	252.176	252.176	256.353
Parts and supplies for motors and generators.....	11	730901	06/83	243.267	243.267	252.176	252.176	256.353
Other motors and generators.....	11	7311	06/06	127.654	132.878	132.235	132.235	134.674
Other motors and generators.....	11	731101	06/06	127.654	132.878	132.235	132.235	134.674
Prime mover generator sets, except steam & hydraulic turbine.....	11	7311012	12/14	105.382	110.367	108.659	108.659	112.414
Transformers and power regulators.....	11	74		291.345	300.225	316.725	324.643	326.619
Power and distribution transformers, except parts.....	11	7409	12/99	241.918	247.753	261.772	275.743	275.054
Power and distribution transformers, except parts.....	11	740999	12/99	241.918	247.753	261.772	275.743	275.054
Other transformers and parts for transformers.....	11	7411	12/99	201.656	211.517	222.167	209.796	216.787
Switchgear, switchboard, industrial controls equipment.....	11	75		254.557	254.745	255.598	260.104	267.677
Industrial controls and related parts and accessories.....	11	7507		249.210	249.244	249.841	256.672	270.663
Industrial controls and related parts and accessories.....	11	750799	06/85	237.183	237.216	237.784	244.285	257.602
General-purpose industrial controls.....	11	7507991	06/11	123.749	123.749	123.762	127.213	137.758
Parts for industrial controls and motor-control accessories.....	11	7507992	06/11	125.217	125.217	126.080	127.467	128.645
Specific-purpose industrial controls.....	11	7507993	06/11	114.692	114.749	115.489	119.033	119.241

See footnotes at end of table.

Table 9. Producer price indexes for commodity and service groupings and individual items, not seasonally adjusted — Continued
 [January 2022, Index base 1982=100, unless otherwise indicated]

Title	Commodity code		Other index base	Unadjusted index ¹				
	Group code	Item code		Sept. 2021	Oct. 2021 ^P	Nov. 2021 ^P	Dec. 2021 ^P	Jan. 2022 ^P
Switchgear and switchboard apparatus.....	11	7522	06/05	145.847	146.023	146.619	148.110	149.488
Switchgear and switchboard apparatus.....	11	752201	06/05	145.847	146.023	146.619	148.110	149.488
Low voltage panelboards and distribution boards, 1000 volts or less..	11	7522013	12/07	114.295	114.376	114.398	114.398	116.458
Switchgear, except relays and ducts.....	11	752201A	12/07	140.043	140.379	141.569	144.031	144.687
Communications and related equipment and miscellaneous electronic systems & equipment.....	11	76	12/85	123.458	123.812	124.373	124.477	126.218
Telephone and wireline data networking equipment.....	11	7601	12/85	82.832	82.871	83.704	83.228	83.860
Carrier line equipment and external modems.....	11	760112	12/00	71.233	—	—	—	—
Telephone switching and switchboard equipment.....	11	760121	12/85	105.033	105.033	105.033	105.033	105.033
Wireline voice and data network equipment.....	11	760141	12/85	71.765	71.826	73.140	72.390	73.387
Other communications and related equipment, including broadcast and wireless.....	11	7603	06/13	102.433	103.327	103.460	103.856	104.575
Broadcast, studio, and related electronic equipment.....	11	760301	12/85	116.620	116.701	117.366	117.321	121.070
Radio station and wireless communication equipment.....	11	760302	12/85	96.154	96.705	96.532	96.757	97.282
Other broadcast and wireless communications systems and equipment.....	11	7603023	06/13	108.369	109.613	109.221	109.729	110.446
Intercommunications, alarm and traffic control systems.....	11	760303	12/85	139.513	143.253	145.145	146.975	147.184
Alarm systems, including electric sirens and horns.....	11	7603031	06/08	114.715	114.124	114.124	114.124	114.124
Intercommunications systems, including inductive paging systems....	11	7603033	06/08	134.546	136.286	142.782	144.028	143.856
Electronic systems and equipment, n.e.c.....	11	7605	12/03	119.930	119.930	127.712	127.712	127.712
Electronic systems and equipment, n.e.c.....	11	760512	12/03	119.930	119.930	127.712	127.712	127.712
Search, detection, navigation & guidance systems and equipment.....	11	7606	06/04	155.391	155.391	155.391	155.391	158.567
Search, detection, navigation & guidance systems and equipment.....	11	760613	06/04	155.391	155.391	155.391	155.391	158.567
Electric lamp bulbs, tubes, and components.....	11	77		93.664	94.404	94.404	94.404	94.404
Electric lamp bulbs, tubes, and components.....	11	7704	12/04	72.268	72.838	72.838	72.838	72.838
Electric lamp bulbs, tubes, and components.....	11	770401	12/04	72.268	72.838	72.838	72.838	72.838
Electronic components and accessories.....	11	78		64.888	64.923	65.242	65.486	65.963
Capacitors for electronic circuitry.....	11	7811		238.873	238.873	238.873	238.873	238.873
Capacitors for electronic circuitry.....	11	781148	12/02	177.765	177.765	177.765	177.765	177.765
Resistors for electronic circuitry.....	11	7812		183.085	183.085	188.405	189.605	189.605
Resistors for electronic circuitry.....	11	781207	12/05	110.429	110.429	113.638	114.362	114.362
Relays for electronic circuitry, industrial control overload, and switchgear type.....	11	7821		257.823	257.823	257.823	257.823	258.897
Relays for electronic circuitry, industrial control overload, and switchgear type.....	11	782116	06/90	191.684	191.684	191.684	191.684	192.483
Switches, mechanical, for electronic circuitry.....	11	7822	06/82	217.459	217.459	217.459	217.459	221.804
Switches, mechanical, for electronic circuitry.....	11	782299	06/82	217.459	217.459	217.459	217.459	221.804
Connectors for electronic circuitry.....	11	7824		207.525	211.325	212.763	213.495	214.245
Connectors for electronic circuitry.....	11	782481	12/11	119.872	122.068	122.898	123.321	123.754
Filters, crystals, and transducers.....	11	7828	06/82	109.393	109.686	108.998	112.993	112.993
Filters, crystals, and transducers.....	11	782890	06/82	109.393	109.686	108.998	112.993	112.993
Crystal, filter, piezoelectric, and other related electronic devices (exc. microwave filters).....	11	7828901	06/82	113.657	113.961	113.247	117.397	117.397
Integrated microcircuits.....	11	7839	06/05	31.964	31.559	31.984	32.173	32.441
Integrated microcircuits.....	11	783911	06/05	31.964	31.559	31.984	32.173	32.441
Other semiconductor and related devices.....	11	7847	06/05	70.555	70.969	70.969	70.969	71.022
Other semiconductor devices, including parts (such as chips, wafers and heat sinks).....	11	784711	06/05	68.734	69.136	69.136	69.136	69.188
Bare printed circuit boards.....	11	7849	12/00	112.115	112.115	112.115	112.115	112.115
Bare printed circuit boards.....	11	784901	06/82	117.292	117.292	117.292	117.292	117.292
Electronic coils, transformers, and other inductors.....	11	7853	06/82	213.913	215.813	215.813	217.537	218.828
Electronic coils, transformers, and other inductors.....	11	785399	06/00	146.846	148.150	148.150	149.333	150.220
Microwave components, electron tubes, and other electronic components, n.e.c.....	11	7856	06/00	158.400	159.457	159.656	160.054	160.334
Microwave components, electron tubes, and other electronic components, n.e.c.....	11	785600	06/00	158.400	159.457	159.656	160.054	160.334
Printed circuit assemblies, loaded boards, modules and consumer external modems.....	11	7861	06/82	94.599	95.092	95.219	95.371	97.117
Printed circuit assemblies, loaded boards, modules and consumer external modems.....	11	786199	06/82	94.599	95.092	95.219	95.371	97.117
Miscellaneous electrical machinery and equipment.....	11	79		126.382	127.294	127.550	127.722	129.773
Storage batteries.....	11	7901		212.840	219.249	220.949	223.469	228.553
Storage batteries, lead acid type, BCI dimensional group 8D or smaller.....	11	790103	12/84	220.570	230.474	230.639	231.458	239.986
Storage batteries, lead acid type, larger than BCI dimensional group 8D.....	11	790104	12/84	289.367	289.367	289.367	302.181	304.936
Storage batteries (excluding lead acid), including parts for all storage batteries.....	11	790105	12/84	231.069	231.069	245.695	245.695	237.776
Storage batteries (excluding lead acid).....	11	7901051	12/09	131.862	131.862	141.557	141.557	136.307
Primary batteries.....	11	7902		204.565	204.455	208.110	207.808	224.886
Primary batteries.....	11	790229	12/03	132.680	132.608	134.979	134.783	145.860

See footnotes at end of table.

Table 9. Producer price indexes for commodity and service groupings and individual items, not seasonally adjusted — Continued
 [January 2022, Index base 1982=100, unless otherwise indicated]

Title	Commodity code		Other index base	Unadjusted index ¹				
	Group code	Item code		Sept. 2021	Oct. 2021 ^P	Nov. 2021 ^P	Dec. 2021 ^P	Jan. 2022 ^P
Carbon and graphite products.....	11	7903		182.517	182.536	183.702	183.724	185.679
X-ray and electromedical equipment.....	11	7905		86.960	86.957	86.960	86.949	87.204
Irradiation equipment.....	11	790512	06/85	115.475	115.475	115.475	115.475	115.475
Electromedical equipment, including diagnostic, therapeutic and patient monitoring equipment.....	11	790541	06/09	96.897	96.894	96.898	96.882	97.251
Miscellaneous electrical industrial apparatus.....	11	7929	12/85	184.679	188.997	187.442	187.504	193.391
Rectifying apparatus.....	11	792902	12/85	180.928	181.646	181.708	181.837	181.967
Other electrical equipment for industrial use, except for electronic circuitry.....	11	792904	12/03	172.187	179.107	176.351	176.351	186.486
All other electrical equipment and components, except industrial.....	11	7939	12/06	109.491	129.981	130.663	130.763	130.923
All other electrical equipment and components, except industrial.....	11	793901	12/06	109.491	129.981	130.663	130.763	130.923
Miscellaneous instruments.....	11	8		213.816	214.688	215.482	216.351	219.494
Automatic environmental controls for monitoring residential, commercial, and appliance use.....	11	81		191.191	194.557	194.557	196.259	197.372
Automatic environmental controls for monitoring residential, commercial, and appliance use.....	11	8105	12/03	131.843	134.164	134.164	135.338	136.106
Automatic environmental controls for monitoring residential, commercial, and appliance use.....	11	810501	12/03	131.843	134.164	134.164	135.338	136.106
Industrial process control instruments.....	11	82	06/83	243.984	245.688	245.926	246.107	252.103
Industrial process control instruments.....	11	8201	06/83	243.984	245.688	245.926	246.107	252.103
Industrial process control instruments.....	11	820171	12/03	147.766	148.799	148.943	149.052	152.684
Fluid meters and counting devices.....	11	84	12/85	198.602	198.602	201.005	201.005	201.005
Fluid meters and counting devices.....	11	8401	12/85	198.602	198.602	201.005	201.005	201.005
Integrating and totalizing meters for gases or liquids.....	11	840102	12/85	248.106	248.106	248.106	248.106	248.106
Counting devices.....	11	840103	12/85	212.136	212.136	212.136	—	212.136
Motor vehicle indicating instruments.....	11	840104	12/85	138.354	138.354	145.447	—	—
Engineering and scientific instruments.....	11	85	12/85	246.384	246.197	247.717	252.467	253.258
Aeronautical, nautical, and navigational instruments.....	11	8501	12/85	277.275	276.956	278.243	286.372	286.372
Aeronautical, nautical, and navigational instruments.....	11	850111	12/85	277.275	276.956	278.243	286.372	286.372
Hospital beds and specialized hospital furniture.....	11	8504	12/11	116.496	116.496	117.553	117.553	118.646
Hospital beds and specialized hospital furniture.....	11	850404	12/11	116.496	116.496	117.553	117.553	118.646
Measuring instruments and lenses.....	11	86	12/85	153.425	154.255	154.685	154.713	156.321
Sighting, tracking, and fire-control equipment, optical type.....	11	8601	12/85	128.032	128.032	130.356	130.356	139.432
Sighting, tracking, and fire-control equipment, optical type.....	11	860111	12/85	128.032	128.032	130.356	130.356	139.432
All other miscellaneous optical instruments and lenses.....	11	8602	12/85	137.410	139.212	139.212	140.088	139.103
All other miscellaneous optical instruments and lenses.....	11	860211	12/85	137.410	139.212	139.212	140.088	139.103
Laboratory analytical instruments.....	11	8603	12/85	162.256	163.055	163.202	163.062	163.740
Laboratory analytical instruments.....	11	860311	12/85	162.256	163.055	163.202	163.062	163.740
Measuring & controlling devices, n.e.c.....	11	89	06/85	167.026	167.230	167.456	168.497	174.043
Aircraft engine instruments.....	11	8901	06/85	169.889	168.963	168.963	168.963	169.177
Aircraft engine instruments.....	11	890199	06/85	169.889	168.963	168.963	168.963	169.177
Nuclear radiation detection & monitoring instruments.....	11	8904	06/85	206.048	207.280	207.280	215.112	222.337
Nuclear radiation detection & monitoring instruments.....	11	890499	06/85	206.048	207.280	207.280	215.112	222.337
Physical properties and kinematic testing equipment.....	11	8905	06/04	109.028	109.158	109.158	109.158	115.015
Physical properties and kinematic testing equipment.....	11	890599	06/04	109.028	109.158	109.158	109.158	115.015
Commercial, geophysical, meteorological & general-purpose instruments.....	11	8906	06/04	117.891	118.213	118.663	119.114	122.397
Commercial, geophysical, meteorological & general-purpose instruments.....	11	890699	06/04	117.891	118.213	118.663	119.114	122.397
Miscellaneous machinery.....	11	9		192.127	193.410	194.065	194.746	197.350
Oil field and gas field machinery.....	11	91		222.959	224.337	225.194	225.194	231.702
Oil and gas field drilling, surveying, and cementing machinery (except parts sold separately).....	11	9102		240.614	242.016	242.309	242.309	244.354
Oil and gas field drilling, surveying, and cementing machinery (except parts sold separately).....	11	910201	09/20	102.457	103.054	103.178	103.178	104.049
Oil field and gas field production machinery (except pumps and parts sold separately).....	11	9104		193.816	194.883	197.127	197.127	214.130
Oil field and gas field production machinery (except pumps and parts sold separately).....	11	910456	12/03	159.242	160.119	161.963	161.963	175.933
Parts and attachments for oil and gas field machinery and equipment.....	11	9106	12/10	109.707	110.711	111.196	111.196	115.325
Parts and attachments for oil and gas field drilling machinery and equipment.....	11	910602	12/10	111.133	111.133	110.803	110.803	115.665
Parts and attachments for oil and gas field production machinery and equipment.....	11	910604	12/10	108.099	110.981	112.987	112.987	115.792
Mining machinery and equipment.....	11	92		334.437	335.089	348.795	348.914	349.674
Mining machinery and equipment (except parts sold separately).....	11	9207	09/19	111.273	111.475	117.678	117.678	117.899
Underground mining machinery (except parts sold separately).....	11	920701	12/03	224.506	224.506	224.835	224.835	224.835
Crushing, pulverizing, & screening machinery (except parts sold separately).....	11	920702	12/03	189.160	189.160	231.589	231.589	231.589

See footnotes at end of table.

Table 9. Producer price indexes for commodity and service groupings and individual items, not seasonally adjusted — Continued
 [January 2022, Index base 1982=100, unless otherwise indicated]

Title	Commodity code		Other index base	Unadjusted index ¹				
	Group code	Item code		Sept. 2021	Oct. 2021 ^P	Nov. 2021 ^P	Dec. 2021 ^P	Jan. 2022 ^P
Drills and other mining machinery (except parts sold separately)	11	920703	12/03	198.789	201.132	206.235	206.235	210.857
Mineral processing & beneficiation machinery (except parts sold separately)	11	920704	12/03	197.505	201.214	244.550	244.550	244.550
Parts and attachments for mining machinery and equipment (sold separately)	11	9253		276.196	276.824	278.393	278.728	279.546
Parts and attachments for mining machinery and equipment (sold separately)	11	925303	12/03	198.946	199.398	200.529	200.770	201.359
Office and store machines and equipment	11	93		121.943	121.943	121.943	123.762	123.762
Coin-operated machines and mechanisms	11	9309	05/18	101.921	101.921	101.921	103.821	103.821
Coin-operated machines and mechanisms	11	930910	05/18	101.921	101.921	101.921	103.821	103.821
Internal combustion engines	11	94		173.255	174.823	174.849	174.827	179.637
Diesel, semidiesel, and dual-fuel engines (except automotive)	11	9407	12/82	181.222	186.267	186.267	186.267	187.414
Diesel, semidiesel, and dual-fuel engines (except automotive)	11	940725	12/00	138.971	142.840	142.840	142.840	143.720
Diesel, semidiesel, and dual-fuel engines for automobiles, trucks, and buses	11	9408	12/82	151.740	151.740	151.740	151.740	158.261
Diesel, semidiesel, and dual-fuel engines for automobiles, trucks, and buses	11	940811	12/82	151.740	151.740	151.740	151.740	158.261
Parts & accessories for internal combustion engines, ex. aircraft & gasoline automotive engines	11	9413		214.528	216.902	216.902	216.902	223.141
Parts & accessories for internal combustion engines, ex. aircraft & gasoline automotive engines	11	941301		214.528	216.902	216.902	216.902	223.141
Machine shop products	11	95		200.735	202.543	202.506	204.093	204.403
Machine shop products	11	9505	06/84	181.849	183.487	183.454	184.891	185.172
Machine shop job work and job order repairs	11	950501	06/84	181.849	183.487	183.454	184.891	185.172
Turbines and turbine generator sets	11	97	06/87	248.932	249.630	250.015	250.701	252.420
Turbines and turbine generator sets (excluding parts)	11	9701	06/87	248.932	249.630	250.015	250.701	252.420
Steam, gas, and other turbines and turbine generators	11	970103	06/11	108.631	108.908	109.125	109.389	105.598
Parts & accessories for turbines, turbine generators, and turbine generator sets	11	98	09/15	101.448	101.546	101.546	101.546	101.623
Parts & accessories for turbines, turbine generators, and turbine generator sets	11	9801	09/15	101.448	101.546	101.546	101.546	101.623
Parts & accessories for turbines, turbine generators, and turbine generator sets	11	980101	09/15	101.448	101.546	101.546	101.546	101.623
Furniture and household durables	12	—		195.663	196.779	198.131	199.288	201.860
Household furniture	12	1		247.819	249.166	251.587	253.377	255.289
Metal household furniture	12	11		208.647	210.684	200.997	212.072	206.910
Metal household furniture	12	1101		208.647	210.684	200.997	212.072	206.910
Metal household dining room and kitchen furniture	12	110102	06/84	286.761	263.821	235.929	252.482	238.591
Other metal household furniture	12	110104	06/84	163.928	180.888	181.977	189.883	189.883
Metal household furniture, beds, nonupholstered	12	1101041	12/11	112.495	112.495	114.184	126.449	126.449
Wood household furniture	12	12		276.357	278.370	278.370	282.999	288.192
Living room furniture (nonupholstered), wood	12	1201		274.885	275.549	275.549	281.053	290.572
Living room furniture (nonupholstered), wood	12	120181	12/04	147.534	147.890	147.890	150.844	155.953
Dining room furniture (nonupholstered), wood	12	1202		293.740	298.828	298.828	301.349	306.889
Dining room furniture (nonupholstered), wood	12	120281	12/04	149.464	152.054	152.054	153.337	156.156
Bedroom furniture (nonupholstered), wood	12	1203		279.159	281.822	281.822	284.046	288.367
Bedroom furniture (nonupholstered), wood	12	120381	12/04	147.307	148.712	148.712	149.886	152.166
Other wood household furniture	12	1204		247.094	247.708	247.708	257.386	257.386
Other wood household furniture	12	120481	12/04	175.808	176.245	176.245	183.131	183.131
Nonupholstered wood infants' & children's furniture	12	1204811	12/07	157.529	157.921	157.921	164.091	164.091
Custom nonupholstered wood household furniture sold direct, excl. kitchen cabinets and vanities	12	1205	06/12	107.724	107.724	107.724	109.374	109.374
Custom nonupholstered wood household furniture sold direct, excl. kitchen cabinets and vanities	12	120581	06/12	107.724	107.724	107.724	109.374	109.374
Upholstered household furniture	12	13		225.030	226.535	236.203	236.286	239.069
Upholstered household furniture	12	1301		225.030	226.535	236.203	236.286	239.069
Dual purpose sleep furniture, incl. convertible sofa	12	130123	06/83	189.400	190.663	191.980	192.030	194.087
Upholstered household furniture	12	130141	06/05	143.050	144.006	150.494	150.548	152.331
Upholstered household davenports, sofas, loveseats, and settees	12	1301411	12/11	124.702	125.605	131.778	131.787	133.393
Upholstered household sectional sofa pieces	12	1301412	12/11	117.808	118.453	123.573	123.578	125.234
Upholstered household rocking chairs, including swivel rockers	12	1301413	12/11	126.005	128.147	130.511	130.537	134.507
Other upholstered household furniture, including custom	12	1301415	12/11	135.242	136.317	147.832	148.327	150.017
Bedding	12	14		223.992	224.639	222.683	222.818	223.606
Bedding	12	1401		223.992	224.639	222.683	222.818	223.606
Innerspring mattresses, excluding crib size	12	140104	12/95	198.417	200.186	200.523	200.618	202.685
Mattress foundations	12	140107	12/11	140.502	140.318	138.803	139.331	139.331
Mattresses, other types, including crib, foam, waterbed mattresses and mattress inserts	12	140114	06/83	228.840	228.529	229.253	229.253	228.507

See footnotes at end of table.

Table 9. Producer price indexes for commodity and service groupings and individual items, not seasonally adjusted — Continued
 [January 2022, Index base 1982=100, unless otherwise indicated]

Title	Commodity code		Other index base	Unadjusted index ¹				
	Group code	Item code		Sept. 2021	Oct. 2021 ^P	Nov. 2021 ^P	Dec. 2021 ^P	Jan. 2022 ^P
Sleep system ensembles and mattresses, excluding conventional waterbeds.....	12	140122	12/95	168.726	168.726	169.196	169.196	169.957
Mattress and foundation sets.....	12	140134	12/03	141.493	141.493	137.361	137.361	137.458
Metal porch, lawn, outdoor & casual furniture.....	12	15		317.855	318.164	318.164	318.814	324.464
Porch and lawn furniture.....	12	1501		317.855	318.164	318.164	318.814	324.464
Metal porch, lawn, outdoor & casual furniture.....	12	150112	06/84	316.149	316.457	316.457	317.103	322.722
Nonupholstered household furniture, except wood and metal.....	12	16	12/85	144.125	144.125	145.915	146.506	147.728
Nonupholstered household furniture, except wood and metal.....	12	1601	12/85	144.125	144.125	145.915	146.506	147.728
Nonupholstered household furniture, except wood and metal.....	12	160101	12/85	144.125	144.125	145.915	146.506	147.728
Commercial furniture.....	12	2		266.612	267.607	269.525	271.064	275.247
Wood office furniture and store fixtures.....	12	21		256.901	260.180	260.815	261.747	262.381
Wood office furniture and store fixtures.....	12	2101		256.901	260.180	260.815	261.747	262.381
Wood office seating, including upholstered.....	12	210112	06/85	234.423	236.295	236.431	237.313	245.614
Wood office desks and extensions.....	12	210113	06/85	258.241	263.906	262.376	265.079	266.799
Wood office files, storage units, and tables.....	12	210114	06/85	257.705	261.258	261.649	263.953	264.087
Wood office furniture, other types (incl. panel/desk systems).....	12	210116	06/85	213.661	214.029	214.163	215.747	215.747
Fixtures for stores, banks and offices.....	12	210161	12/83	253.363	256.703	257.615	258.195	257.936
Custom architectural woodwork, millwork, and fixtures.....	12	2101611	06/08	127.735	128.726	129.019	129.019	129.019
Wood lockers, partitions, and shelving (except custom).....	12	2101612	06/08	129.487	140.759	141.180	143.324	143.896
Wood furniture dimensions and nonwood furniture parts and frames..	12	2101615	12/11	146.506	155.801	155.348	157.882	155.856
Nonwood furniture and store fixtures.....	12	22		267.731	266.497	268.612	269.600	276.589
Nonwood commercial storage units, files, and tables.....	12	2202		255.199	258.604	263.010	264.424	267.077
Nonwood commercial storage units, files, and tables.....	12	220202	06/95	183.302	185.748	188.913	189.928	191.834
Nonwood commercial furniture.....	12	2203		258.150	251.429	255.618	252.720	269.167
Nonwood office seating.....	12	220325		217.705	205.856	217.942	215.314	226.905
Nonwood office furniture panel systems, and other nonwood office furniture.....	12	220326	06/95	179.585	177.128	176.584	174.245	186.529
Nonwood partitions and fixtures.....	12	2204	12/83	267.959	270.345	269.335	273.966	272.944
Storage racks and accessories, except wood.....	12	220407	12/83	283.054	297.705	298.578	298.578	301.964
Fixtures (bank, office, and store) except wood.....	12	220409	12/83	228.169	225.360	226.963	247.331	238.065
Public building furniture.....	12	23	12/84	255.630	256.364	261.922	265.615	266.021
Public building furniture.....	12	2301	12/84	255.630	256.364	261.922	265.615	266.021
School furniture (except stone and concrete), excluding library furniture.....	12	230101	12/84	282.927	284.961	286.211	291.647	292.363
Public building and related furniture, excluding school & restaurant furniture.....	12	230102	12/84	256.703	256.810	264.919	267.930	268.201
Commercial furniture and fixtures, n.e.c.....	12	24	12/85	237.452	240.480	242.460	246.734	253.763
Commercial furniture and fixtures, n.e.c.....	12	2401	12/85	237.452	240.480	242.460	246.734	253.763
Bar, bowling center, cafeteria, and restaurant furniture.....	12	240104	12/10	144.402	146.412	146.412	150.866	153.590
Other commercial and institutional furniture and fixtures, n.e.c.....	12	240108	12/10	137.694	139.359	141.157	142.634	147.548
Floor coverings.....	12	3		207.016	210.213	212.044	212.081	213.051
Carpets and rugs.....	12	31		202.109	205.835	207.970	208.013	209.144
Carpet and rugs.....	12	3101		205.227	209.011	211.178	211.222	212.370
Carpet and rugs.....	12	310101		205.227	209.011	211.178	211.222	212.370
Resilient floor coverings.....	12	32		248.837	248.837	248.837	248.837	248.837
Resilient floor coverings.....	12	3201		248.837	248.837	248.837	248.837	248.837
Resilient floor coverings.....	12	320170	12/11	111.888	111.888	111.888	111.888	111.888
Household appliances.....	12	4		132.583	133.450	133.824	135.041	136.924
Major appliances.....	12	41		128.617	128.755	128.926	130.388	132.648
Household cooking appliances.....	12	4101		133.275	133.245	132.874	135.155	138.022
Electric household ranges, ovens (including microwave), surface cooking units, and equipment.....	12	410105	12/02	133.153	132.670	130.427	133.988	138.530
Gas household ranges, ovens, surface cooking units and equipment. ..	12	410139	12/02	127.998	129.031	130.174	131.992	130.337
Other household ranges and cooking equipment, including outdoor equipment.....	12	410169	12/02	154.004	153.879	158.461	156.446	160.979
Household refrigeration equipment.....	12	4103		109.172	109.023	109.209	110.287	112.398
Household refrigerators, including refrigerator-freezer combinations.....	12	410329	12/02	115.956	115.836	115.959	117.323	119.790
Other major household appliances including room air-conditioners.....	12	4104		157.457	158.890	160.561	162.841	165.282
Household vacuum cleaners, including parts and attachments.....	12	43		105.630	111.390	112.006	112.006	112.006
Household vacuum cleaners and other floor care machines (including parts and attachments).....	12	4301		99.094	104.498	105.075	105.075	105.075
Household vacuum cleaners and other floor care machines (including parts and attachments).....	12	430114	06/07	108.100	113.995	114.625	114.625	114.625
Electric housewares and fans.....	12	44		129.685	132.677	133.855	133.855	133.944
Parts and attachments for small electric household appliances, including fan parts.....	12	4403	12/82	185.146	185.146	185.146	185.146	187.051

See footnotes at end of table.

Table 9. Producer price indexes for commodity and service groupings and individual items, not seasonally adjusted — Continued
 [January 2022, Index base 1982=100, unless otherwise indicated]

Title	Commodity code		Other index base	Unadjusted index ¹				
	Group code	Item code		Sept. 2021	Oct. 2021 ^P	Nov. 2021 ^P	Dec. 2021 ^P	Jan. 2022 ^P
Parts and attachments for small electric household appliances, including fan parts.....	12	440311	12/82	185.146	185.146	185.146	185.146	187.051
Small electric household appliances, including fans.....	12	4404	05/21	103.036	105.584	106.588	106.588	106.588
Small electric household appliances, including fans.....	12	440401	05/21	103.036	105.584	106.588	106.588	106.588
Portable residential lighting fixtures, including parts and accessories.....	12	45		252.618	256.091	259.246	259.465	259.465
Portable residential lighting fixtures, including parts and accessories.....	12	4501		252.618	256.091	259.246	259.465	259.465
Portable residential lighting fixtures, including parts and accessories....	12	450135	06/98	170.264	172.605	174.731	174.879	174.879
Home electronic equipment.....	12	5		56.455	56.995	57.615	57.683	58.646
Speakers and commercial sound equipment.....	12	57	12/03	121.993	123.640	125.490	125.763	129.644
Speakers and commercial sound equipment.....	12	5707	12/03	121.993	123.640	125.490	125.763	129.644
Speakers and commercial sound equipment.....	12	570708	12/03	121.993	123.640	125.490	125.763	129.644
Other home electronic equipment.....	12	58	06/04	106.549	107.086	107.741	107.741	107.741
Other consumer audio and video equipment, including television receivers.....	12	5803	01/17	110.445	111.002	111.681	111.681	111.681
Other consumer audio and video equipment, excluding television receivers.....	12	580301	06/04	98.079	98.573	99.176	99.176	99.176
Other household durable goods.....	12	6		221.538	221.916	222.858	224.013	228.652
Vitreous china, fine earthenware, and other pottery products.....	12	61		295.051	295.051	295.051	304.923	310.595
Vitreous china, porcelain, and earthenware table and kitchenware and other pottery products.....	12	6101		295.009	295.009	295.009	304.880	310.551
Vitreous china, porcelain, and earthenware (semivitreous) table and kitchenware.....	12	610104	06/08	127.012	127.012	127.012	127.012	132.427
All other pottery products (including china decorated for the trade).....	12	610105	06/08	147.958	147.958	147.958	156.134	156.722
Mirrors (decorated and undecorated).....	12	65		262.308	262.308	262.308	-	-
Mirrors (decorated and undecorated), made from purchased glass.....	12	6501		262.308	262.308	262.308	-	-
Mirrors (decorated and undecorated), made from purchased glass.....	12	650104	12/04	168.967	168.967	168.967	-	-
Lawn/garden equipment.....	12	66		157.157	157.778	159.315	159.325	160.781
Parts and attachments for consumer lawn, garden, and snow equipment.....	12	6605	12/82	192.467	193.866	195.945	196.063	201.962
Parts and attachments for consumer lawn, garden, and snow equipment.....	12	660503	06/03	130.042	130.988	132.392	132.472	136.457
Consumer lawn, garden, and snow equipment.....	12	6607	05/18	106.197	106.533	107.547	107.540	107.991
Consumer lawn, garden, and snow equipment.....	12	660701	05/18	106.197	106.533	107.547	107.540	107.991
Consumer riding lawn, garden, and snow equipment.....	12	6607011	06/03	114.123	114.795	117.761	117.761	117.761
Consumer nonriding lawn, garden, and snow equipment.....	12	6607012	06/03	117.086	117.272	117.272	117.259	118.046
Cutlery, flatware (except precious), razors and razor blades.....	12	67		249.623	249.623	249.623	255.576	268.229
Cutlery, flatware (except precious), razors and razor blades.....	12	6701		249.623	249.623	249.623	255.576	268.229
Cutlery, scissors, shears, trimmers, and snips.....	12	670141	12/83	242.114	242.114	242.114	270.632	277.393
Metal kitchen utensil, pots, and pans.....	12	68		284.677	284.677	284.677	284.677	286.119
Metal kitchen utensil, pots, and pans.....	12	6801		284.677	284.677	284.677	284.677	286.119
Stamped and spun kitchen utensils, except aluminum.....	12	680102	06/84	264.299	264.299	-	-	-
Window shades, blinds, and accessories.....	12	69	06/84	222.813	222.813	222.862	222.862	236.822
Window shades, blinds, and accessories.....	12	6901	06/84	222.813	222.813	222.862	222.862	236.822
Window shades and window shade accessories and rollers.....	12	690101	06/84	259.365	259.365	259.459	259.459	275.252
Nonmetallic mineral products.....	13	-		276.131	277.013	278.730	280.066	289.670
Glass.....	13	1		160.488	162.349	163.308	164.560	168.173
Flat glass.....	13	11		148.461	150.520	151.481	152.961	155.902
Flat glass (float, sheet, and plate process).....	13	1105		117.737	118.565	120.538	124.580	124.939
Flat glass (float, sheet, and plate process).....	13	110511	06/83	113.489	114.287	116.190	120.086	120.432
Specialty glass.....	13	1107		180.136	182.998	183.618	184.121	188.579
Specialty glass.....	13	110703	06/11	131.338	133.424	133.876	134.243	137.493
Other glass products, made by flat glass producers.....	13	1107034	06/11	144.050	145.075	145.075	145.075	145.075
Other finished glassware.....	13	13	06/83	180.682	181.510	182.310	182.515	188.085
Pressed and blown glassware.....	13	1301	06/83	183.555	184.396	185.209	185.417	191.076
Machine-made pressed & blown table, kitchen, art, & novelty glassware.....	13	130116	12/11	139.852	139.998	141.734	141.734	145.652
All other machine-made pressed and blown glassware.....	13	130117	12/11	113.783	114.736	114.393	114.658	118.617
Handmade pressed and blown glassware.....	13	130118	12/11	114.593	114.593	114.593	114.593	116.273
Concrete ingredients and related products.....	13	2		336.455	336.347	336.540	336.266	352.221
Construction sand, gravel, and crushed stone.....	13	21		381.952	381.642	382.582	381.935	400.036
Construction sand, gravel and crushed stone.....	13	2101		381.952	381.642	382.582	381.935	400.036
Construction sand and gravel (run of pit/bank, washed, screened, etc).....	13	210120	12/11	150.717	151.279	151.437	151.272	154.495
Construction sand and gravel, Northeast.....	13	2101201	12/12	151.585	151.585	151.585	151.585	151.585
Construction sand and gravel, Midwest.....	13	2101202	12/12	152.817	156.261	156.451	156.197	159.296
Construction sand and gravel, West.....	13	2101204	12/12	152.422	151.612	151.901	151.735	156.191

See footnotes at end of table.

Table 9. Producer price indexes for commodity and service groupings and individual items, not seasonally adjusted — Continued
 [January 2022, Index base 1982=100, unless otherwise indicated]

Title	Commodity code		Other index base	Unadjusted index ¹				
	Group code	Item code		Sept. 2021	Oct. 2021 ^P	Nov. 2021 ^P	Dec. 2021 ^P	Jan. 2022 ^P
Crushed and broken stone.....	13	210121		367.822	366.736	367.886	367.159	389.101
Crushed and broken limestone.....	13	2101212	12/11	142.776	142.306	142.899	142.865	151.669
Crushed and broken granite.....	13	2101213	12/11	138.161	138.363	138.545	137.102	142.365
Bituminous limestone, sandstone, & other crushed & broken stone. . .	13	2101219	12/11	125.032	124.221	124.256	124.209	133.627
Cement, hydraulic.....	13	22		274.966	275.266	273.936	274.404	287.470
Cement, hydraulic.....	13	2201		274.966	275.266	273.936	274.404	287.470
Cement, hydraulic.....	13	220161	06/89	269.112	269.406	268.104	268.562	281.350
Concrete products.....	13	3		298.683	299.265	301.703	302.740	308.778
Concrete block and brick.....	13	31		292.430	292.529	295.207	294.882	299.503
Structural concrete block.....	13	3111		301.956	301.835	303.069	302.949	307.669
Structural concrete block.....	13	311135	12/87	246.431	246.332	247.339	247.241	251.093
Structural concrete block, lightweight units (weighing less than 105 lb/cubic ft.) (dry weight).....	13	3111351	12/11	134.357	134.357	135.052	135.052	136.409
Structural concrete block, mediumweight units (weighing 105 - 124 lb/cubic ft.) (dry weight).....	13	3111352	12/11	129.688	129.688	130.300	130.300	134.600
Structural concrete block, normalweight units (weighing 125 lb or more/cubic ft.) (dry weight).....	13	3111353	12/11	128.663	128.501	128.753	128.592	130.659
Decorative concrete block.....	13	3121		263.933	264.100	264.394	263.175	262.712
Decorative concrete block (including screen, split, slump, shadowal block, etc.).....	13	312101		263.933	264.100	264.394	263.175	262.712
Concrete brick.....	13	3131		265.609	265.609	271.974	271.974	274.387
Concrete brick.....	13	313101		265.609	265.609	271.974	271.974	274.387
Concrete pavers.....	13	3141		244.444	244.805	249.808	249.808	257.296
Concrete pavers (including grid, interlocking, etc.).....	13	314101		244.444	244.805	249.808	249.808	257.296
Concrete pipe.....	13	32		263.444	272.716	273.069	276.963	277.954
Concrete pipe.....	13	3201		263.444	272.716	273.069	276.963	277.954
Concrete pipe.....	13	320108	12/86	230.048	238.145	238.452	241.853	242.718
Concrete storm sewer pipe.....	13	3201082	12/11	167.881	169.846	170.477	176.853	177.886
Concrete pipe, except concrete culvert and storm sewer pipe.....	13	3201083	12/11	128.296	127.197	127.298	128.743	129.441
Ready-mix concrete.....	13	33		302.026	300.667	303.371	304.562	311.352
Ready-mix concrete.....	13	3301		302.026	300.667	303.371	304.562	311.352
Ready-mix concrete.....	13	330101		302.026	300.667	303.371	304.562	311.352
Northeast region ready-mix concrete.....	13	330101A	12/12	140.706	135.922	139.284	139.340	139.880
Midwest region ready-mix concrete.....	13	330101B	12/12	133.569	129.356	134.420	134.158	135.417
South region ready-mix concrete.....	13	330101C	12/12	137.356	138.954	138.418	139.232	142.097
West region ready-mix concrete.....	13	330101D	12/12	143.850	144.771	144.292	145.426	152.286
Precast concrete products.....	13	34		316.955	320.170	321.729	322.541	330.100
Precast concrete products.....	13	3401		316.955	320.170	321.729	322.541	330.100
Precast concrete products.....	13	340106	12/86	279.621	282.457	283.833	284.549	291.217
Precast concrete slabs and tile, roof and floor units.....	13	3401061	12/11	151.500	151.861	151.861	151.861	151.861
Precast concrete architectural wall panels.....	13	3401062	12/11	148.092	152.896	153.304	153.529	155.752
Burial vaults and boxes, precast concrete.....	13	3401063	12/11	141.832	143.352	143.352	143.865	146.877
Precast concrete products (excl burial vaults and boxes, slabs and tile, and arch. wall panels).....	13	3401064	12/11	140.688	141.400	142.530	143.033	147.962
Prestressed concrete products.....	13	35		261.496	264.496	268.173	267.955	270.573
Prestressed concrete products.....	13	3501		261.496	264.496	268.173	267.955	270.573
Prestressed concrete products.....	13	350107	12/86	266.856	269.917	273.670	273.447	276.118
Prestressed concrete bridge beams and solid and hollow cored slabs and panels.....	13	3501071	12/07	167.288	170.766	175.018	174.428	177.455
Prestressed concrete bridge beams.....	13	35010711	12/07	124.998	124.998	129.332	131.498	135.973
Prestressed concrete solid and hollow cored slabs and panels.....	13	35010712	12/07	222.452	231.802	235.353	229.829	229.829
Prestressed concrete products (excl bridge beams and solid and hollow cored slabs and panels).....	13	3501072	12/07	107.489	107.482	107.482	107.751	107.751
Clay construction products ex. refractories.....	13	4		200.767	203.025	203.073	203.421	205.183
Brick and structural clay tile.....	13	42	12/84	216.027	221.020	221.020	221.445	223.891
Building or common brick.....	13	4201	12/84	213.648	218.737	218.737	219.176	221.438
Building or common brick.....	13	420101	12/84	213.648	218.737	218.737	219.176	221.438
Glazed brick and other brick (paving, floor, and sewer).....	13	4202	12/84	244.063	245.819	245.819	245.819	252.620
Glazed brick and other brick (paving, floor, and sewer).....	13	420201	12/84	244.063	245.819	245.819	245.819	252.620
Clay floor and wall tile, glazed and unglazed.....	13	44		124.777	124.708	124.777	124.777	125.562
Clay floor and wall tile, glazed and unglazed (including quarry tile and ceramic mosaic tile).....	13	4401		124.777	124.708	124.777	124.777	125.562
Clay floor and wall tile, glazed and unglazed (including quarry tile and ceramic mosaic tile).....	13	440131		124.778	124.709	124.778	124.778	125.563
Structural clay products, n.e.c.....	13	45		304.609	304.609	304.609	308.034	309.880
Structural clay products, n.e.c.....	13	4501		304.609	304.609	304.609	308.034	309.880
All other structural clay products, excluding clay refractories.....	13	450199	12/85	263.276	263.276	263.276	263.276	265.338

See footnotes at end of table.

Table 9. Producer price indexes for commodity and service groupings and individual items, not seasonally adjusted — Continued
 [January 2022, Index base 1982=100, unless otherwise indicated]

Title	Commodity code		Other index base	Unadjusted index ¹				
	Group code	Item code		Sept. 2021	Oct. 2021 ^P	Nov. 2021 ^P	Dec. 2021 ^P	Jan. 2022 ^P
Refractories.....	13	5		300.560	301.148	301.483	302.881	320.784
Clay refractories.....	13	52		362.967	362.967	362.967	362.967	368.646
Clay refractories.....	13	5201		362.967	362.967	362.967	362.967	368.646
Clay refractories.....	13	520181	12/04	203.870	203.870	203.870	203.870	207.059
Nonclay refractories.....	13	53		254.795	255.700	256.215	258.366	282.660
Nonclay refractories (excluding dead-burned magnesia).....	13	5301		254.795	255.700	256.215	258.366	282.660
Nonclay refractories (excluding dead-burned magnesia).....	13	530112	12/04	167.131	167.725	168.063	169.474	185.409
Asphalt felts and coatings.....	13	6		286.407	286.010	294.158	297.644	300.859
Prepared asphalt and tar roofing and siding products.....	13	61		289.981	289.552	298.906	302.877	305.414
Prepared asphalt and tar roofing and siding products.....	13	6101		289.981	289.552	298.906	302.877	305.414
Prepared asphalt and tar roofing and siding products.....	13	610131	12/03	263.715	263.325	271.832	275.443	277.751
Asphalt smooth-surfaced roll roofing and cap sheets, organic and fiberglass base.....	13	6101311	12/12	118.245	118.362	113.898	115.329	116.723
Asphalt mineral-surfaced roll roofing and cap sheets, organic and fiberglass base.....	13	6101312	12/11	140.669	143.398	145.811	146.285	148.647
Other prepared asphalt and tar products for roofing and siding.....	13	6101317	12/11	108.063	110.594	110.993	113.368	117.766
Roofing asphalts, pitches, coatings, and cement.....	13	62		237.954	237.790	237.593	237.709	244.903
Roofing asphalts, pitches, coatings, and cement.....	13	6201		237.954	237.790	237.593	237.709	244.903
Roofing asphalts, pitches, coatings, and cement.....	13	620121	06/84	225.394	225.239	225.052	225.162	231.976
Gypsum products.....	13	7		390.666	396.890	397.201	398.032	417.482
Gypsum products.....	13	71		390.666	396.890	397.201	398.032	417.482
Gypsum products.....	13	7101		390.666	396.890	397.201	398.032	417.482
Gypsum building materials.....	13	710102	12/93	295.370	300.968	301.239	301.988	319.254
Other gypsum products.....	13	710116	12/99	225.003	225.061	225.097	225.097	226.177
Glass containers.....	13	8		235.785	235.803	240.533	240.526	249.234
Glass containers.....	13	81		235.785	235.803	240.533	240.526	249.234
Glass containers (including value of packaging).....	13	8101		235.785	235.803	240.533	240.526	249.234
Glass containers (including value of packaging).....	13	810104	06/95	180.333	180.347	183.964	183.959	190.619
Other nonmetallic minerals.....	13	9		268.343	269.224	269.607	271.816	285.177
Insulation materials.....	13	92		229.448	228.598	229.078	229.551	240.007
Mineral wool for thermal and acoustical envelope insulation.....	13	9201		226.828	226.215	225.353	226.130	237.823
Mineral wool for thermal and acoustical envelope insulation.....	13	920105	06/07	172.839	172.371	171.714	172.306	181.216
Mineral wool for industrial, equipment, and appliance insulation.....	13	9202		196.687	195.451	198.849	198.563	204.498
Mineral wool for industrial, equipment, and appliance insulation.....	13	920201		196.687	195.451	198.849	198.563	204.498
Paving mixtures and blocks.....	13	94		322.958	324.739	324.430	328.094	360.088
Paving mixtures and blocks.....	13	9401		322.958	324.739	324.430	328.094	360.088
Paving mixtures and blocks.....	13	940113	12/03	227.849	229.105	228.888	231.472	254.044
Emulsified asphalt, including liquid additives.....	13	940113A	12/09	122.142	124.164	125.601	125.360	125.027
Other liquid asphalt and tar paving materials, including cut-backs.....	13	940113B	12/09	141.008	142.937	143.219	142.951	142.807
Asphalt and tar paving mixtures (excluding liquid).....	13	940113C	12/09	118.968	118.903	117.971	120.517	141.610
Cut stone and stone products.....	13	95		196.969	197.548	199.177	202.930	211.951
Cut stone and stone products.....	13	9501	12/84	196.969	197.548	199.177	202.930	211.951
Dressed dimension granite (including gneiss, syenite, diorite, and cut granite).....	13	950111	12/84	191.501	191.981	194.343	195.775	208.312
Dressed dimension limestone (including dolomite, travertine, calcareous, tufa, & cut limestone).....	13	950121	12/84	193.018	193.018	193.880	208.141	208.141
Dressed dimension marble and other stone.....	13	950151	12/04	131.897	132.626	132.290	136.380	137.062
Gaskets, packing, and sealing devices.....	13	98		215.599	215.914	216.188	218.334	223.560
Gaskets and gasketing material.....	13	9801	12/85	238.119	240.930	241.391	242.277	250.172
Nonmetallic gaskets and gasketing.....	13	980111	12/90	197.692	202.530	203.325	208.179	216.920
Metallic gaskets and machined seals.....	13	980112	12/90	203.125	203.125	203.125	199.937	204.579
Packing and sealing.....	13	9802	12/85	199.519	197.519	197.625	200.991	203.853
Compression packing.....	13	980211	12/90	233.680	225.602	225.602	251.537	245.212
Molded packing and sealing devices.....	13	980212	12/90	171.058	171.500	171.692	172.307	174.458
Rotary oil seals.....	13	980214	12/90	161.079	161.079	161.079	161.079	163.173
Nonmetallic minerals and products, n.e.c.....	13	99	06/82	253.500	254.983	255.267	256.120	260.408
Industrial sand.....	13	9901	06/82	274.038	274.038	274.038	274.038	281.519
Hydraulic fracturing sand and all other industrial sand.....	13	990121	06/82	164.115	164.115	164.115	164.115	171.608
All other industrial sand.....	13	9901212	12/12	150.573	150.573	150.573	150.573	157.448
Clay and stone mining and quarrying.....	13	9902	06/84	262.479	263.936	264.259	266.009	270.552
Ground or treated minerals and earths.....	13	990209	06/85	258.019	260.643	261.183	262.053	264.317
Treated lightweight aggregate and crushed slag, minerals and earths.....	13	9902094	12/14	136.758	136.758	136.958	136.816	137.011
Other minerals and earths, treated.....	13	9902096	12/14	85.685	86.959	87.388	87.693	89.803
Dimension stone mining and quarrying.....	13	990211	06/85	241.938	241.938	241.938	241.938	255.325

See footnotes at end of table.

Table 9. Producer price indexes for commodity and service groupings and individual items, not seasonally adjusted — Continued

[January 2022, Index base 1982=100, unless otherwise indicated]

Title	Commodity code		Other index base	Unadjusted index ¹				
	Group code	Item code		Sept. 2021	Oct. 2021 ^P	Nov. 2021 ^P	Dec. 2021 ^P	Jan. 2022 ^P
Clay, excluding kaolin and ball clay.....	13	990214	06/90	192.157	193.411	191.348	197.328	201.782
Bentonite.....	13	990214C	12/07	131.862	132.022	132.022	130.663	138.159
All other nonmetallic minerals, including talc and gypsum.....	13	990299	06/85	318.198	314.798	317.423	318.162	327.297
All other miscellaneous nonmetallic mineral products.....	13	9903	12/85	203.603	205.327	205.610	205.655	208.195
Dry-mixed concrete materials (prepackaged sand, gravel, mortar, and cement premixes).....	13	990312	12/11	129.273	130.620	130.804	130.804	132.564
Other nonmetallic mineral products.....	13	990313	12/11	102.074	102.381	102.514	102.599	103.548
Transportation equipment.....	14	—		189.814	191.018	191.669	192.154	193.230
Motor vehicles and equipment.....	14	1		158.262	159.526	160.211	160.496	161.380
Motor vehicles.....	14	11		161.880	163.045	163.280	163.255	163.549
Passenger cars and chassis.....	14	1101		138.147	139.456	139.899	139.583	139.384
Passenger cars.....	14	110131	06/82	137.864	139.171	139.613	139.298	139.099
Motorcycles, including three-wheel motorbikes, motorscooters, mopeds, and parts.....	14	1104		192.842	192.842	192.842	192.842	192.843
Motorcycles, including three-wheel motorbikes, motorscooters, mopeds, and parts.....	14	110401		207.700	207.700	207.700	207.701	207.701
Trucks, truck tractors, & bus chassis 14,000 lb or less, incl. minivans & suvs.....	14	1105		183.924	185.251	185.266	185.522	186.158
Trucks, truck tractors, & bus chassis 14,000 lb or less, incl. minivans & suvs.....	14	110571	12/82	176.962	178.239	178.254	178.500	179.112
Trucks, over 14,000 lbs GVW.....	14	1106		237.062	237.254	237.706	237.715	239.060
Trucks, over 14,000 lbs GVW.....	14	110684	12/05	143.107	143.223	143.496	143.502	144.314
Buses, including military and firefighting vehicles (chassis of own manufacture).....	14	1106843	06/11	127.832	127.832	127.832	127.832	131.472
Motor vehicles parts.....	14	12		133.005	133.563	134.462	134.730	135.539
Motor vehicles parts.....	14	1205	12/03	119.186	119.687	120.493	120.733	121.458
Gasoline engines and engine parts, excl. carburetors, pistons, and valves.....	14	120501	12/03	130.098	130.335	130.639	130.742	130.789
Motor vehicle steering and suspension parts.....	14	120502	12/03	108.842	111.118	111.145	111.145	113.070
Motor vehicle transmission and power train.....	14	120503	12/03	116.085	116.411	116.652	116.612	117.808
Motor vehicle drive train components, except wheels and brakes, new.....	14	1205031	12/11	107.427	107.731	107.956	107.902	109.011
Motor vehicle transmissions except auxiliary and parts, new.....	14	12050310	06/12	105.915	105.915	106.267	106.267	108.203
Parts for manual and automatic transmissions, new.....	14	12050313	12/11	107.298	107.858	108.281	108.569	108.504
Other motor vehicle drive train components, except wheels and brakes, new.....	14	12050315	12/11	101.234	101.987	101.986	101.363	101.705
Motor vehicle drive train components, rebuilt.....	14	1205033	12/11	117.615	117.714	117.714	119.724	120.674
Motor vehicle brake systems.....	14	120504	12/03	128.556	128.110	128.757	129.184	132.421
Motor vehicle brake parts and assemblies, new.....	14	1205041	12/11	117.149	116.708	117.348	117.770	120.721
Motor vehicle drum brake assemblies and parts, new.....	14	1205041A	12/11	139.013	135.862	137.315	139.932	140.793
Other motor vehicle brake parts and assemblies, new.....	14	1205041B	12/11	99.269	100.825	101.670	101.653	101.932
Motor vehicle disc brake assemblies and parts, new.....	14	1205041C	12/11	128.446	126.642	126.642	126.642	133.934
Filters for internal combustion engines and motor vehicles.....	14	120505	12/03	137.854	137.854	137.854	137.854	141.791
Exhaust systems.....	14	120506	12/03	134.878	135.132	135.199	135.493	135.458
Other motor vehicle parts.....	14	120508	12/03	108.853	108.818	109.339	109.317	109.256
Vehicle seating and interior trim.....	14	120511	06/04	109.999	111.157	111.586	111.389	111.386
Automobile trimmings.....	14	1205111	06/09	90.065	90.210	90.333	89.538	89.559
Seats for public conveyance and aircraft.....	14	1205113	06/09	112.874	114.905	115.598	115.606	115.606
Motor vehicle air conditioning systems and compressors.....	14	120512	12/11	101.505	101.842	101.865	102.631	102.850
Carburetors, pistons, piston rings, and valves.....	14	120513		190.169	191.130	191.238	193.233	193.898
Motor vehicle electrical and electronic equipment.....	14	120514		128.407	128.730	133.263	134.519	134.752
Vehicular lighting equipment.....	14	1205141		142.495	143.435	143.157	143.473	144.202
Other motor vehicle electrical and electronic equipment.....	14	1205142		129.697	129.905	135.565	137.053	137.192
Ignition wiring harness and cable sets.....	14	12051421	12/82	134.070	134.070	—	—	—
Battery charging alternators, generators, and regulators.....	14	12051422	06/00	105.880	105.956	106.515	106.828	106.887
Parts for electrical and electronic engine equipment.....	14	12051424	06/00	96.955	97.978	97.978	97.978	97.979
All other miscellaneous non-engine electrical and electronic equipment.....	14	12051425	12/03	104.669	104.747	114.550	116.964	116.169
All other miscellaneous complete engine electrical equipment, including spark plugs.....	14	12051426	06/00	100.694	101.289	101.270	101.840	104.459
Truck and bus bodies.....	14	13	12/82	280.431	283.496	283.777	284.777	295.440
Truck and bus bodies sold separately.....	14	1301	12/82	284.692	287.594	287.985	288.256	303.388
Other truck and vehicle bodies, sold separately.....	14	13015	12/08	131.227	132.353	132.647	132.850	133.291
Dump truck bodies, sold separately.....	14	130151	12/08	176.033	176.121	178.771	178.771	178.771
All other truck and vehicle bodies, sold separately.....	14	130152	12/08	125.724	126.235	126.235	126.235	126.787
Service truck bodies, sold separately.....	14	130153	09/15	114.974	—	—	—	120.424
Complete vehicles on purchased chassis.....	14	1302	12/82	275.298	278.526	278.690	280.447	286.435
Buses and firefighting vehicles, complete, produced on purchased chassis.....	14	13027	12/08	125.188	125.188	125.188	125.188	125.188
Buses and firefighting vehicles, complete, produced on purchased chassis.....	14	130275	12/08	125.188	125.188	125.188	125.188	125.188

See footnotes at end of table.

Table 9. Producer price indexes for commodity and service groupings and individual items, not seasonally adjusted — Continued
 [January 2022, Index base 1982=100, unless otherwise indicated]

Title	Commodity code		Other index base	Unadjusted index ¹				
	Group code	Item code		Sept. 2021	Oct. 2021 ^P	Nov. 2021 ^P	Dec. 2021 ^P	Jan. 2022 ^P
Other trucks and vehicles, complete, produced on purchased chassis...	14	13029	12/08	130.196	132.152	132.252	133.317	136.946
Other trucks and vehicles, complete, produced on purchased chassis, except upfitting trucks.....	14	130294	09/15	114.800	116.972	117.083	118.265	122.296
Upfitting trucks, complete, produced on purchased chassis.....	14	130299	09/15	125.600	125.600	125.600	125.600	125.600
Truck trailers.....	14	14		254.590	272.276	276.850	287.622	296.473
Truck trailers.....	14	1406	12/86	246.806	263.951	268.385	278.828	287.408
Truck trailers and chassis, axle rating 10,000 lb or more.....	14	140602	12/86	242.376	261.034	264.005	271.972	279.960
Truck trailers and chassis, axle rating less than 10,000 lb.....	14	140603	12/11	151.952	154.873	163.401	179.430	186.552
Motor homes, built on purchased chassis.....	14	15	06/84	205.677	206.125	206.320	209.335	210.150
Motor homes, built on purchased chassis.....	14	1501	06/84	205.677	206.125	206.320	209.335	210.150
Motor homes, built on purchased chassis.....	14	150101	06/84	205.677	206.125	206.320	209.335	210.150
Travel trailers and campers.....	14	16	06/84	257.808	266.747	274.802	276.633	283.093
Travel trailers.....	14	1601	06/84	243.905	253.350	261.068	262.861	270.704
Travel trailers.....	14	160101	06/84	243.905	253.350	261.068	262.861	270.704
Conventional travel trailers.....	14	1601016	12/11	143.731	148.546	153.563	153.668	158.495
Camping trailers, campers, pick-up covers, and parts.....	14	1602	06/84	303.700	309.894	318.957	320.846	320.846
Camping trailers, campers, pick-up covers, and parts.....	14	160201	06/84	303.700	309.894	318.957	320.846	320.846
Other parts and components, excluding appliances and furnishings...	14	1602013	12/11	175.766	178.189	185.302	185.302	185.302
Truck campers, caps, box covers, and fold-down camping trailers.....	14	1602014	06/14	132.920	137.086	138.713	140.908	140.908
Aircraft and aircraft equipment.....	14	2		284.501	285.116	285.339	286.127	287.369
Aircraft.....	14	21		315.000	315.374	315.792	316.624	318.065
Civilian aircraft.....	14	2102	12/85	299.018	299.553	300.152	301.342	303.404
Civilian aircraft.....	14	210206	12/03	161.907	162.196	162.520	163.165	164.281
Military aircraft.....	14	2104	06/13	101.746	101.746	101.746	101.746	101.746
Military aircraft.....	14	210401	06/13	101.746	101.746	101.746	101.746	101.746
Aircraft engine and engine parts.....	14	23	12/85	235.484	235.483	235.522	236.560	237.093
Aircraft engine and engine parts.....	14	2301	12/85	235.484	235.483	235.522	236.560	237.093
Aircraft engine and engine parts.....	14	230101	12/85	235.484	235.483	235.522	236.560	237.093
Aeronautical services on aircraft engines.....	14	2301015	12/11	125.094	125.094	125.094	127.724	127.724
Aircraft engine parts and accessories.....	14	2301017	12/11	112.914	112.913	112.948	112.865	113.340
Parts and accessories for military aircraft engines.....	14	23010175	12/11	121.982	121.982	122.083	122.083	122.099
Parts and accessories for civilian aircraft engines.....	14	23010177	12/11	110.995	110.993	111.014	110.914	111.487
Other aircraft parts and equipment.....	14	25	06/85	193.946	195.226	195.226	195.531	196.656
Other aircraft parts and equipment.....	14	2501	06/85	193.946	195.226	195.226	195.531	196.656
Aircraft propellers and helicopter rotors.....	14	250102	06/08	152.497	152.497	152.497	152.497	152.497
Aircraft parts and auxiliary equipment.....	14	250103	06/08	116.666	116.666	116.666	116.889	117.710
Aircraft landing gear for civilian and military aircraft.....	14	2501032	06/08	156.381	156.381	156.381	156.381	163.173
Other aircraft subassemblies and parts for military aircraft.....	14	2501033	06/08	123.709	123.709	123.709	123.709	124.347
Other aircraft subassemblies and parts for civilian aircraft.....	14	2501034	06/08	106.656	106.656	106.656	106.987	107.176
Ships and boats.....	14	3		282.177	283.529	284.035	286.885	290.812
Ships.....	14	31	12/85	237.118	237.839	238.044	240.800	244.257
Military self-propelled ships, new construction.....	14	3102	06/96	147.873	147.873	148.057	148.531	149.787
Military self-propelled ships, new construction.....	14	310201	06/96	147.873	147.873	148.057	148.531	149.787
Nonmilitary self-propelled ships, new construction.....	14	3103	06/96	241.577	248.227	248.227	248.757	251.964
Nonmilitary self-propelled ships, new construction.....	14	310301	12/85	368.721	378.872	378.872	379.679	384.575
Boats.....	14	32		307.272	309.938	311.123	313.189	317.012
Outboard motorboats, including commercial and military (except sailboats and lifeboats).....	14	3201		344.573	346.381	348.898	349.364	355.209
Outboard motorboats, wood or metal, incl. comm. and military (exc. sailboats and lifeboats).....	14	320107	06/11	148.288	149.610	150.308	150.629	153.209
Outboard motorboats, plastics/fiberglass, incl. comm. and mil. (exc. sailboats and lifeboats).....	14	320108	06/11	146.477	146.780	148.180	148.275	150.704
Inboard motorboats, including commercial and military (except sailboats and lifeboats).....	14	3202		310.246	316.651	316.737	316.737	321.737
Inboard cabin cruisers, including commercial and military (except sailboats and lifeboats).....	14	320206	12/03	160.072	163.252	163.252	163.252	163.252
Other inboard motorboats, including commercial and military (except sailboats and lifeboats).....	14	320207	06/11	134.201	137.062	137.132	137.132	141.179
Inboard-outdrive boats, including commercial and military (except sailboats and lifeboats).....	14	3203		262.134	263.479	263.479	271.853	272.037
All other inboard-outdrive boats, incl. comm. and military (except sailboats and lifeboats).....	14	320310	12/03	153.268	153.855	153.855	157.393	157.528
All other boats (excluding military and commercial).....	14	3204		253.787	255.499	255.499	255.499	255.499
All other boats (excluding military and commercial).....	14	320406	12/03	143.753	144.723	144.723	144.723	144.723
Railroad equipment.....	14	4		206.524	207.166	208.753	209.295	210.543
Railroad cars and car parts.....	14	42		220.518	221.204	222.899	223.478	224.810

See footnotes at end of table.

Table 9. Producer price indexes for commodity and service groupings and individual items, not seasonally adjusted — Continued

[January 2022, Index base 1982=100, unless otherwise indicated]

Title	Commodity code		Other index base	Unadjusted index ¹				
	Group code	Item code		Sept. 2021	Oct. 2021 ^P	Nov. 2021 ^P	Dec. 2021 ^P	Jan. 2022 ^P
Railway maintenance of way equipment & parts, railcar parts, & other railway vehicles.....	14	4203		190.652	192.274	195.088	196.458	199.611
Air brake and other brake equipment.....	14	420303	12/03	98.783	98.810	98.810	104.133	104.678
Railway maintenance of way & all other railroad and streetcar equipment, parts and accessories.....	14	420304	12/03	143.293	144.666	147.057	147.213	149.789
Railroad cars.....	14	4204	12/01	167.019	167.019	167.624	167.624	167.624
Railroad cars.....	14	420402	12/01	167.019	167.019	167.624	167.624	167.624
Transportation equipment, n.e.c.....	14	9	06/85	183.459	186.758	188.479	191.245	193.689
Transportation equipment, n.e.c.....	14	91	06/85	183.459	186.758	188.479	191.245	193.689
Other transportation equipment, incl. golf carts, vehicle trailers, and all-terrain vehicles.....	14	9111	06/85	183.459	186.758	188.479	191.245	193.689
Automobile and light truck trailers.....	14	911104	12/92	232.575	238.181	243.396	254.577	262.935
All other miscellaneous transportation equipment, including all-terrain vehicles.....	14	911105	06/85	143.580	146.156	146.774	146.885	147.467
All-terrain vehicles and parts.....	14	9111051	06/08	101.473	103.926	104.044	104.037	104.229
All other miscellaneous transportation equipment and parts.....	14	9111052	06/08	109.436	109.806	111.080	111.381	112.377
Miscellaneous products.....	15	—		298.552	300.802	302.210	303.881	308.290
Toys, sporting goods, small arms, etc.....	15	1		181.303	181.583	182.926	184.337	189.387
Toys, games, and children's vehicles.....	15	11		170.339	170.456	171.715	171.710	176.519
Toys, games, and children's vehicles.....	15	1101		170.339	170.456	171.715	171.710	176.519
Nonelectronic games and puzzles (excl. toys), and electronic toys (incl. parts).....	15	110152	06/85	148.230	148.230	148.230	148.230	149.039
Nonelectronic games and puzzles, including parts.....	15	1101521	12/07	118.274	118.274	118.274	118.274	118.920
Other nonelectronic toys, including parts.....	15	110154	06/85	175.926	175.926	179.684	179.684	189.905
Models, science & craft kits/supply, & collectors' miniatures.....	15	110155	06/85	255.082	256.372	256.372	256.372	272.370
Sporting and athletic goods.....	15	12		163.648	163.944	165.976	168.102	173.695
Sporting and athletic goods.....	15	1201		163.648	163.944	165.976	168.102	173.695
Golf equipment, excluding apparel and shoes.....	15	120127	12/85	106.921	106.778	110.778	114.779	117.057
Bicycles, adult tricycles, unicycles and parts.....	15	120182	12/84	159.791	159.791	160.860	160.860	160.860
Playground equipment.....	15	120185	12/98	312.395	316.489	316.489	319.659	325.702
Gymnasium and exercise equipment.....	15	120192	12/98	136.849	136.849	136.849	136.849	144.946
Other sporting and athletic goods.....	15	120193	12/85	158.894	159.494	159.494	159.560	168.194
Small arms and ammunition.....	15	13		304.369	304.776	304.776	305.259	310.872
Small arms.....	15	1301		254.163	254.753	254.753	255.452	255.452
Single barrel shotguns, other small firearms n.e.c., and parts & attachments for small arms.....	15	130128	06/13	104.315	104.970	104.970	105.747	105.747
Small arms ammunition.....	15	1302		397.588	397.588	397.588	397.588	417.910
Small arms ammunition.....	15	130281	06/02	275.939	275.939	275.939	275.939	290.043
Other small arms ammunition products.....	15	1303	06/85	261.130	261.130	261.130	261.130	—
All other small arms ammunition products.....	15	130308	06/02	179.633	179.633	179.633	179.633	—
Tobacco products, incl. stemmed & redried.....	15	2		1,046.078	1,056.200	1,060.365	1,075.866	1,084.070
Cigarettes, excluding electronic.....	15	21		1,306.360	1,321.544	1,324.790	1,348.043	1,359.593
Cigarettes, excluding electronic.....	15	2101		1,306.360	1,321.544	1,324.790	1,348.043	1,359.593
Cigarettes, excluding electronic.....	15	210105	12/04	251.063	253.981	254.605	259.074	261.294
Stemmed and redried tobacco.....	15	24	06/84	104.967	104.967	105.011	105.011	106.762
Stemmed and redried tobacco.....	15	2402	06/84	103.586	103.586	103.628	103.628	105.357
Stemmed and redried tobacco.....	15	240208	06/99	113.584	113.584	113.631	113.631	115.526
Tobacco, unstemmed leaf, redried before packing.....	15	2402081	12/11	105.278	105.278	105.362	105.362	107.035
Tobacco, stemmed.....	15	2402084	12/11	99.668	99.668	99.668	99.668	—
Other tobacco products.....	15	25	12/05	190.545	190.545	193.026	193.026	193.192
Other tobacco products.....	15	2501	12/05	190.545	190.545	193.026	193.026	193.192
Other tobacco products.....	15	250101	12/05	190.545	190.545	193.026	193.026	193.192
Cigars.....	15	2501011	12/11	120.520	120.520	120.520	120.520	120.844
Chewing and smoking tobacco.....	15	2501014	12/11	165.917	165.917	168.585	168.585	168.678
Notions.....	15	3		225.597	236.956	237.681	238.360	240.251
Fasteners, zippers, buttons, needles, pins, and buckles.....	15	32		230.903	242.530	243.271	243.967	245.902
Fasteners, zippers, buttons, needles, pins, and buckles.....	15	3201		230.903	242.530	243.271	243.967	245.902
Fasteners, zippers, buttons, needles, pins, and buckles (except precious metal).....	15	320100		230.903	242.530	243.271	243.967	245.902
Photographic equipment and supplies.....	15	4		147.191	150.159	150.738	151.277	150.081
Photographic and photocopying equipment.....	15	41		94.777	94.777	94.777	94.777	94.777
Photographic and photocopying equipment.....	15	4107	12/83	116.069	116.069	116.069	116.069	116.069
Photographic and photocopying equipment.....	15	410701	12/83	116.069	116.069	116.069	116.069	116.069
Motion picture & other photographic equipment, n.e.c.....	15	4107019	12/11	132.484	132.484	132.484	132.484	132.484
Photographic supplies.....	15	42		169.521	174.105	175.000	175.833	173.986

See footnotes at end of table.

Table 9. Producer price indexes for commodity and service groupings and individual items, not seasonally adjusted — Continued
 [January 2022, Index base 1982=100, unless otherwise indicated]

Title	Commodity code		Other index base	Unadjusted index ¹				
	Group code	Item code		Sept. 2021	Oct. 2021 ^P	Nov. 2021 ^P	Dec. 2021 ^P	Jan. 2022 ^P
Photographic supplies.....	15	4206	12/83	166.500	171.003	171.881	172.699	170.885
Photographic supplies.....	15	420601	12/83	166.500	171.003	171.881	172.699	170.885
Prepared photographic chemicals.....	15	4206011	12/07	94.949	99.305	99.305	99.305	99.305
Photographic sensitized film, plates, paper, & cloth.....	15	4206012	12/07	153.145	156.397	157.454	158.438	156.255
Photographic sensitized film, plates, paper, & cloth, silver-halide-type (excluding X-ray).....	15	42060121	12/07	152.755	158.538	156.401	158.340	154.459
Photographic sensitized film etc., less silver halide type (inc. X-ray)....	15	42060122	12/07	144.131	144.131	148.973	148.745	148.745
Mobile homes.....	15	5		433.592	440.662	441.285	459.579	474.030
Manufactured homes (mobile homes), all sizes (incl. multisection).....	15	53		444.750	452.002	452.641	471.406	486.229
Manufactured mobile homes and nonresidential mobile buildings.....	15	5303	12/86	416.616	423.409	424.008	441.586	455.471
Manufactured homes (mobile homes), all width sizes (incl. multisection).....	15	530301	12/86	416.616	423.409	424.008	441.586	455.471
Medical, surgical & personal aid devices.....	15	6		187.264	187.813	188.015	188.087	190.721
Surgical and medical instruments.....	15	62	06/82	142.518	142.862	143.299	143.324	144.986
Surgical and medical instruments.....	15	6201	06/82	142.518	142.862	143.299	143.324	144.986
Surgical and medical instruments.....	15	620103	06/05	105.556	105.811	106.135	106.153	107.384
Surgical and medical catheters.....	15	6201031	12/11	—	90.994	91.625	91.625	91.625
Orthopedic and surgical instruments.....	15	6201033	06/12	107.845	108.246	108.692	108.749	108.984
Other surgical and medical apparatus and instruments, excluding parts.....	15	6201037	06/12	97.861	97.246	97.568	97.568	101.669
Parts for surgical and medical apparatus and instruments.....	15	6201038	06/12	109.427	109.427	109.427	109.427	109.703
Medical and surgical appliances and supplies.....	15	63	06/83	216.425	217.049	216.783	216.969	221.783
Medical and surgical appliances and supplies.....	15	6301	06/83	216.425	217.049	216.783	216.969	221.783
Medical and surgical appliances and supplies.....	15	630104	12/03	119.654	119.999	119.851	119.955	122.616
Other orthopedic and prosthetic appliances.....	15	6301042	12/11	98.409	98.409	98.409	98.409	98.409
All other surgical and medical items.....	15	6301044	12/11	113.898	114.317	114.138	114.263	117.496
Ophthalmic goods.....	15	64	12/83	157.829	157.829	157.829	157.829	159.374
Ophthalmic goods.....	15	6401	12/83	157.829	157.829	157.829	157.829	159.374
Ophthalmic fronts, temples, and focal and contact lenses.....	15	640107	12/11	112.054	112.054	112.054	112.054	113.151
Other ophthalmic goods and prescription ground eyeglass lenses.....	15	640108	12/11	117.881	117.881	117.881	117.881	—
Dental equipment and supplies.....	15	65	06/85	382.663	386.432	386.432	386.432	385.085
Dental equipment and supplies.....	15	6501	06/85	382.663	386.432	386.432	386.432	385.085
Dental equipment and supplies.....	15	650107	12/05	195.673	197.600	197.600	197.600	196.911
Professional dental equipment and supplies.....	15	6501071	12/07	142.846	143.366	143.366	143.366	142.866
Professional dental equipment.....	15	65010711	12/07	142.901	143.284	143.284	143.284	147.252
Professional dental supplies.....	15	65010712	12/07	140.767	141.383	141.383	141.383	137.523
Other industrial safety equipment.....	15	7		283.084	283.084	291.135	291.195	293.538
Personal safety equipment and clothing.....	15	71		283.083	283.083	291.135	291.195	293.537
Personal safety equipment and clothing.....	15	7108	06/04	132.594	132.594	136.365	136.393	137.491
Personal safety equipment and clothing.....	15	710802	06/04	132.594	132.594	136.365	136.393	137.491
Other miscellaneous products.....	15	9		213.954	216.500	218.427	217.775	222.627
Burial caskets.....	15	91		434.360	444.416	444.416	460.581	460.581
Burial caskets.....	15	9101		434.360	444.416	444.416	460.581	460.581
Burial caskets.....	15	910109	12/04	199.054	203.663	203.663	211.071	211.071
Metal burial caskets & coffins, completely lined & trimmed, adult sizes.....	15	9101091	12/11	138.928	138.928	138.928	143.516	143.516
Other burial caskets & coffins, including burial boxes and vaults (except concrete and stone).....	15	9101095	12/11	134.462	134.462	134.462	150.136	150.136
Musical instruments.....	15	93		261.066	266.207	267.594	267.594	273.216
Musical instruments.....	15	9301		261.066	266.207	267.594	267.594	273.216
Nonelectronic pianos, organs, and nonelectronic piano and organ parts, excluding benches.....	15	930113	12/09	155.503	155.503	155.503	155.503	—
Other musical instruments and parts.....	15	930117	06/85	242.096	247.649	249.147	249.147	250.929
Other nonelectronic musical instruments.....	15	9301172	12/09	124.343	124.629	126.567	126.567	127.612
Other musical instrument parts & accessories, sold separately, excl. benches & instrument cases.....	15	9301173	12/09	122.750	128.973	129.179	—	130.421
Jewelry and jewelry products.....	15	94		237.605	235.939	238.433	237.086	238.257
Jewelry (gold and platinum) and silverware.....	15	9402		254.440	254.502	257.941	255.878	257.802
Jewelry, gold and platinum.....	15	940222	12/11	107.583	107.609	109.064	108.191	109.004
Costume jewelry and novelties.....	15	9404		210.589	210.589	212.314	212.314	212.314
Costume jewelry and novelties.....	15	940415	12/03	144.825	144.825	146.011	146.011	146.011
All other jewelry and personal goods (excluding costume).....	15	9407	06/07	141.395	143.256	144.898	143.922	144.558
All other jewelry and personal goods (excluding costume).....	15	940714	06/07	141.395	143.256	144.898	143.922	144.558
Jewelers' material and lapidary work.....	15	9408	12/08	169.264	159.226	159.294	159.226	159.226
Pens, pencils, and marking devices.....	15	95		198.113	201.357	201.357	211.763	211.763
Pens, markers, mechanical pencils, and associated parts.....	15	9502	12/85	196.712	196.712	196.712	196.712	196.712

See footnotes at end of table.

Table 9. Producer price indexes for commodity and service groupings and individual items, not seasonally adjusted — Continued
 [January 2022, Index base 1982=100, unless otherwise indicated]

Title	Commodity code		Other index base	Unadjusted index ¹				
	Group code	Item code		Sept. 2021	Oct. 2021 ^P	Nov. 2021 ^P	Dec. 2021 ^P	Jan. 2022 ^P
Pens, markers, mechanical pencils, and associated parts.	15	950210	12/85	196.712	196.712	196.712	196.712	196.712
Lead pencils, art goods, office supplies and small office equipment, excluding paper.	15	9503	12/85	181.853	181.853	181.853	202.139	202.139
Lead pencils, art goods, office supplies and small office equipment, excluding paper.	15	950307	12/85	181.853	181.853	181.853	202.139	202.139
Marking devices.	15	9504	12/85	174.321	186.911	186.911	186.911	186.911
Marking devices.	15	950406	12/05	122.224	131.051	131.051	131.051	131.051
Watches, clocks, watchcases, and parts.	15	96		156.765	156.765	156.765	156.765	—
Watches, clocks, watchcases, and parts.	15	9603	06/01	128.690	128.690	128.690	128.690	—
Watches, clocks, watchcases, and parts.	15	960313	06/04	120.666	120.666	120.666	120.666	—
Brooms and brushes.	15	97		208.459	210.141	210.329	210.329	211.024
Brooms, brushes and mops.	15	9705	12/85	199.564	201.174	201.354	201.354	202.019
Brooms, mops, and dusters.	15	970501	12/85	230.803	233.156	233.156	233.156	233.156
Brooms.	15	9705011	12/11	127.076	128.997	128.997	128.997	128.997
Mops and dusters, including refills.	15	9705012	12/11	120.043	120.613	120.613	120.613	120.613
Paint and varnish brushes and rollers.	15	970502	12/85	162.812	168.141	168.141	168.141	168.141
Paint and varnish brushes.	15	9705021	12/11	106.746	109.988	109.988	109.988	109.988
Paint holders, pads, roller frames, and rollers.	15	9705022	12/11	99.239	102.633	102.633	102.633	102.633
Other brushes, excl. paint and varnish brushes.	15	970503	12/85	209.027	209.411	209.731	209.731	210.918
Personal brushes.	15	9705031	12/11	103.734	103.836	103.836	103.836	104.102
Brushes, other than personal.	15	9705032	12/11	121.867	122.225	122.655	122.655	123.842
Miscellaneous products, n.e.c.	15	9A	12/85	209.791	213.704	216.299	214.205	220.483
Candles.	15	9A01	12/85	183.161	188.920	188.920	188.920	202.667
Candles.	15	9A0101	12/85	183.161	188.920	188.920	188.920	202.667
Signs and advertising displays.	15	9A04	12/85	189.261	190.817	192.978	194.484	201.102
Non-electric signs and displays.	15	9A0402	12/85	222.551	223.575	226.141	229.198	236.469
Electric signs and displays.	15	9A0404	12/85	167.380	169.592	171.476	171.476	177.860
All other miscellaneous fabricated products and recyclable materials.	15	9A09	12/85	251.376	258.054	262.053	254.448	258.320
Other miscellaneous fabricated products.	15	9A0901	12/85	235.366	246.542	246.542	246.542	246.542
Reproduction of audio and video media and software.	15	9D	12/03	106.526	106.406	106.358	106.358	111.355
Reproduction of audio and video media and software.	15	9D01	12/03	106.526	106.406	106.358	106.358	111.355
Services²								
Transportation services.	30	—	06/09	140.648	142.922	145.873	147.712	148.392
Transportation of freight and mail.	30	1	06/09	149.296	151.653	153.975	154.873	157.709
Rail transportation of freight and mail.	30	11	12/08	136.541	137.573	138.525	139.140	141.366
Rail transportation of freight and mail.	30	1101	12/08	136.541	137.573	138.525	139.140	141.366
Rail transportation of freight and mail.	30	110101	12/08	136.541	137.573	138.525	139.140	141.366
Truck transportation of freight.	30	12	06/09	143.747	146.788	150.335	151.558	153.559
Local motor carrying.	30	1201	06/09	122.548	124.681	125.986	126.467	129.148
Local motor carrying.	30	120101	06/09	122.548	124.681	125.986	126.467	129.148
Long-distance motor carrying.	30	1202	06/09	151.780	155.172	159.593	161.106	162.834
Long-distance motor carrying.	30	120201	06/09	151.780	155.172	159.593	161.106	162.834
Water transportation of freight.	30	13	06/09	128.755	132.199	131.899	135.490	137.246
Deep sea water transportation of freight.	30	1301	12/08	133.644	137.485	136.167	140.888	142.274
Deep sea water transportation of freight.	30	130101	12/08	133.644	137.485	136.167	140.888	142.274
Coastal and intercoastal water transportation of freight.	30	1302	12/08	96.510	99.704	100.835	103.354	104.853
Coastal and intercoastal water transportation of freight.	30	130201	12/08	96.510	99.704	100.835	103.354	104.853
Great Lakes-St Lawrence Seaway water transportation of freight.	30	1303	12/08	133.072	134.622	136.267	134.080	136.312
Great lakes-St Lawrence Seaway water transportation of freight.	30	130301	12/08	133.072	134.622	136.267	134.080	136.312
Inland waterways transportation of freight.	30	1304	12/08	85.645	87.229	87.438	88.974	90.705
Inland waterways transportation of freight.	30	130401	12/08	85.645	87.229	87.438	88.974	90.705
Air transportation of freight.	30	14	12/08	117.777	121.327	124.360	128.339	128.147
Air transportation of freight.	30	1401	12/08	117.777	121.327	124.360	128.339	128.147
Air transportation of freight, domestic.	30	140102	01/16	106.042	105.161	106.525	109.262	108.849
Air transportation of freight, international.	30	140103	01/16	98.055	102.815	105.945	109.631	109.577
Pipeline transportation (partial).	30	15	06/09	174.808	174.864	174.864	174.864	174.589
Pipeline transportation of petroleum products.	30	1501	12/08	169.793	169.848	169.848	169.848	169.580
Pipeline transportation of crude petroleum.	30	150101	12/08	185.639	185.758	185.758	185.758	184.483
Pipeline transportation of refined petroleum products.	30	150102	12/08	152.945	152.941	152.941	152.941	153.569
Courier, messenger, and U.S. postal services.	30	16	06/09	161.628	163.008	163.841	163.576	168.951
U.S. Postal Service.	30	1601	06/89	255.339	257.935	257.935	257.935	255.622
Mailing services (market dominant services).	30	160107	12/12	125.530	125.706	125.706	125.706	125.652
First class mail.	30	1601071	06/89	225.555	226.115	226.115	226.115	225.945
Periodicals mail.	30	1601072	06/89	294.311	294.311	294.311	294.311	294.311
Standard class mail.	30	1601073	06/89	283.443	283.443	283.443	283.443	283.443

See footnotes at end of table.

Table 9. Producer price indexes for commodity and service groupings and individual items, not seasonally adjusted — Continued
 [January 2022, Index base 1982=100, unless otherwise indicated]

Title	Commodity code		Other index base	Unadjusted index ¹				
	Group code	Item code		Sept. 2021	Oct. 2021 ^P	Nov. 2021 ^P	Dec. 2021 ^P	Jan. 2022 ^P
Package services mail.....	30	1601074	06/89	280.734	280.734	280.734	280.734	280.734
Special services and fees.....	30	1601075	06/89	298.695	298.695	298.695	298.695	298.695
Shipping services (competitive services).....	30	160108	12/12	160.198	167.107	167.107	167.107	160.456
Courier and messenger services, except air.....	30	1602	04/09	177.952	178.938	180.196	180.262	191.438
Courier and messenger services, except air.....	30	160201	04/09	177.952	178.938	180.196	180.262	191.438
Air mail and package delivery services, excluding by USPS.....	30	1603	04/09	198.118	200.364	203.184	201.053	215.916
Air mail and package delivery services, excluding by USPS.....	30	160301	04/09	198.118	200.364	203.184	201.053	215.916
Transportation of passengers (partial).....	30	2	06/09	110.771	112.752	117.805	122.801	116.220
Rail transportation of passengers.....	30	21	12/08	130.744	130.744	130.744	130.744	130.744
Rail transportation of passengers.....	30	2101	12/08	130.744	130.744	130.744	130.744	130.744
Rail transportation of passengers.....	30	210101	12/08	130.744	130.744	130.744	130.744	130.744
Airline passenger services.....	30	22	12/08	101.748	103.601	108.329	113.003	106.845
Airline passenger services.....	30	2201	12/08	101.748	103.601	108.329	113.003	106.845
Airline passenger services, domestic.....	30	220101	12/08	102.469	106.912	112.350	115.181	108.871
Airline passenger services, international.....	30	220102	12/08	98.628	91.981	94.345	105.025	99.414
Services related to transportation activities.....	31	—	06/09	147.290	145.197	144.469	148.876	145.581
Services related to water transportation.....	31	1	06/09	129.094	130.221	130.177	131.224	131.800
Towing, tugging, docking, and related services.....	31	11	03/09	125.432	125.537	126.041	126.920	127.138
Towing, tugging, docking and related services.....	31	1101	03/09	125.432	125.537	126.041	126.920	127.138
Towing, tugging, docking and related services.....	31	110101	03/09	125.432	125.537	126.041	126.920	127.138
Operation of port waterfront terminals.....	31	12	12/08	149.674	153.666	152.323	156.917	160.047
Operation of port waterfront terminals.....	31	1201	12/08	149.674	153.666	152.323	156.917	160.047
Operation of port waterfront terminals.....	31	120101	12/08	149.674	153.666	152.323	156.917	160.047
Marine cargo handling.....	31	13	12/08	127.722	128.648	128.646	128.665	128.665
Marine cargo handling.....	31	1301	12/08	127.722	128.648	128.646	128.665	128.665
Marine cargo handling.....	31	130101	12/08	127.722	128.648	128.646	128.665	128.665
Services related to air transportation.....	31	2	04/09	133.468	130.009	128.875	129.968	127.994
Other airport operations, excluding aircraft maintenance and repair.....	31	21	04/09	133.468	130.009	128.875	129.968	127.994
Other airport operations, excluding aircraft maintenance and repair.....	31	2101	04/09	133.468	130.009	128.875	129.968	127.994
Other airport operations, excluding aircraft maintenance and repair.....	31	210101	04/09	133.468	130.009	128.875	129.968	127.994
Other services related to transportation activities (partial).....	31	3	06/09	159.242	156.636	155.848	162.781	157.625
Arrangement of freight and cargo.....	31	31	12/08	191.633	187.059	184.339	195.845	185.634
Arrangement of freight and cargo.....	31	3101	12/08	191.633	187.059	184.339	195.845	185.634
Arrangement of freight and cargo.....	31	310101	12/08	191.633	187.059	184.339	195.845	185.634
Freight forwarding.....	31	32	12/08	109.242	108.934	110.216	111.717	112.302
Freight forwarding.....	31	3201	12/08	109.242	108.934	110.216	111.717	112.302
Freight forwarding.....	31	320101	12/08	109.242	108.934	110.216	111.717	112.302
Warehousing, storage, and related services.....	32	—	12/08	115.489	117.767	116.388	120.400	127.642
Warehousing, storage, and related services.....	32	1	12/08	115.489	117.767	116.388	120.400	127.642
Warehousing, storage, and related services.....	32	11	12/08	115.489	117.767	116.388	120.400	127.642
Warehousing, storage, and related services.....	32	1101	12/08	115.489	117.767	116.388	120.400	127.642
Warehousing, storage, and related services.....	32	110101	12/08	115.489	117.767	116.388	120.400	127.642
Publishing sales, excluding software.....	33	—	06/09	131.686	131.877	132.475	132.806	132.409
Book, periodical, and newspaper publishing sales and subscriptions.....	33	1	06/09	139.459	139.455	140.119	141.278	139.303
Sales of books.....	33	11		420.787	419.398	421.433	426.417	412.526
Sales of textbooks.....	33	1101		702.687	712.023	715.848	708.877	707.709
Sales of textbooks.....	33	110101	06/88	448.771	454.733	457.176	452.724	451.978
Sales of technical, scientific, and professional books.....	33	1102		653.506	648.282	648.242	668.156	604.670
Sales of technical, scientific, and professional books.....	33	110201	06/88	510.404	506.324	506.293	521.846	472.262
Sales of religious books.....	33	1103		196.608	205.992	201.712	199.060	200.914
Sales of religious books.....	33	110301	06/88	149.217	156.339	153.091	151.078	152.486
Sales of general adult and juvenile books.....	33	1104		202.829	202.901	203.686	204.795	204.249
Sales of general adult and juvenile books.....	33	110402		202.829	202.901	203.686	204.795	204.249
Sales of general reference books.....	33	1105		176.006	174.938	182.397	182.397	167.796
Sales of general reference books.....	33	110501	06/88	149.834	148.925	155.274	155.274	142.844
Sales of digital books.....	33	1106	09/15	106.958	103.112	104.970	107.400	108.313
Sales of digital books.....	33	110601	09/15	106.958	103.112	104.970	107.400	108.313
Sales and subscriptions of periodicals and newspapers.....	33	12	06/09	143.784	144.342	145.014	145.603	146.799
Sales and subscriptions of periodicals.....	33	1201	06/07	119.704	119.705	119.705	119.704	119.704
Sales and subscriptions of periodicals.....	33	120101	06/07	119.704	119.705	119.705	119.704	119.704
Newspaper subscription and single copy sales.....	33	1202		524.036	527.923	532.607	536.724	545.063
Newspaper subscriptions, print and online bundled.....	33	120203	09/15	166.741	172.007	173.146	173.814	186.075

See footnotes at end of table.

Table 9. Producer price indexes for commodity and service groupings and individual items, not seasonally adjusted — Continued
 [January 2022, Index base 1982=100, unless otherwise indicated]

Title	Commodity code		Other index base	Unadjusted index ¹				
	Group code	Item code		Sept. 2021	Oct. 2021 ^P	Nov. 2021 ^P	Dec. 2021 ^P	Jan. 2022 ^P
Newspaper subscriptions, print only.....	33	120204	09/15	158.181	158.956	160.405	161.711	163.278
Directory, mailing list, and related compilations publishing sales.....	33	2	12/08	121.799	124.500	125.867	118.086	135.485
Directory, mailing list, and related compilations publishing sales.....	33	21	12/08	121.799	124.500	125.867	118.086	135.485
Directory, mailing list, and related compilations publishing sales.....	33	2101	12/08	121.799	124.500	125.867	118.086	135.485
Directory, mailing list, and related compilations publishing sales.....	33	210101	12/08	121.799	124.500	125.867	118.086	135.485
Greeting card publishing sales.....	33	3	12/85	217.262	217.387	221.678	221.680	221.447
Greeting card publishing sales.....	33	31	12/85	217.262	217.387	221.678	221.680	221.447
Greeting card publishing sales.....	33	3101	12/85	217.262	217.387	221.678	221.680	221.447
Greeting card publishing sales.....	33	310101	12/85	217.262	217.387	221.678	221.680	221.447
Calendars, yearbooks, and other miscellaneous publishing sales.....	33	4	12/89	209.347	209.851	210.266	209.490	211.169
Calendars, yearbooks, and other miscellaneous publishing sales.....	33	41	12/89	209.347	209.851	210.266	209.490	211.169
Calendars, yearbooks, and other miscellaneous publishing sales.....	33	4101	12/89	209.347	209.851	210.266	209.490	211.169
Calendars, yearbooks, and other miscellaneous publishing sales.....	33	410101	12/89	209.347	209.851	210.266	209.490	211.169
Internet publishing and broadcasting subscription, content access, and licensing sales.....	33	5	12/09	126.501	126.728	126.860	126.982	126.829
Internet publishing and broadcasting subscription, content access, and licensing sales.....	33	51	12/09	126.501	126.728	126.860	126.982	126.829
Internet publishing and broadcasting subscription, content access, and licensing sales.....	33	5101	12/09	126.501	126.728	126.860	126.982	126.829
Internet publishing and broadcasting subscription, content access, and licensing sales.....	33	510101	12/09	126.501	126.728	126.860	126.982	126.829
Software publishing.....	34	—	06/09	93.676	94.703	94.406	94.610	95.524
Application software publishing.....	34	2	06/09	103.941	105.434	105.148	105.047	106.157
Application software publishing.....	34	21	06/09	103.941	105.434	105.148	105.047	106.157
Desktop and portable device application software publishing.....	34	2101	12/08	101.220	102.268	100.042	100.111	98.801
Desktop and portable device application software publishing.....	34	210101	12/08	101.220	102.268	100.042	100.111	98.801
Application software publishing, cross-industry, vertical market, utilities, and other.....	34	2103	12/08	118.447	121.115	121.588	121.599	121.487
Application software publishing, cross-industry, vertical market, utilities, and other.....	34	210301	12/08	118.447	121.115	121.588	121.599	121.487
Application software publishing, game software.....	34	2104	12/13	69.062	67.729	71.699	70.490	85.774
Application software publishing, game software.....	34	210401	12/13	69.062	67.729	71.699	70.490	85.774
Network compensation from broadcast and cable television and radio.....	35	—	06/09	151.660	151.660	151.660	151.660	155.851
Affiliate agreements, programming sales, and retransmission fees for cable and broadcast tv.....	35	1	06/09	151.593	151.593	151.593	151.593	155.854
Affiliate agreements, programming sales, and retransmission fees for cable and broadcast tv.....	35	11	06/09	151.593	151.593	151.593	151.593	155.854
Affiliate agreements, programming sales, and retransmission fees for cable and broadcast tv.....	35	1101	12/08	154.405	154.405	154.405	154.405	158.745
Affiliate agreements, programming sales, and retransmission fees for cable and broadcast tv.....	35	110101	12/08	154.405	154.405	154.405	154.405	158.745
Affiliate agreements, programming sales, and retransmission fees for radio.....	35	2	06/09	163.531	163.531	163.531	163.531	163.531
Affiliate agreements, programming sales, and retransmission fees for radio.....	35	21	06/09	163.531	163.531	163.531	163.531	163.531
Affiliate agreements, programming sales, and retransmission fees for radio.....	35	2101	12/08	163.255	163.255	163.255	163.255	163.255
Affiliate agreements, programming sales, and retransmission fees for radio.....	35	210101	12/08	163.255	163.255	163.255	163.255	163.255
Advertising space and time sales.....	36	—	06/09	94.407	95.015	98.216	98.838	97.141
Advertising space sales in periodicals, newspapers, directories, and mailing lists.....	36	1	06/09	99.265	99.664	99.795	99.891	101.309
Advertising space sales in periodicals and newspapers.....	36	11	06/09	99.709	100.192	100.351	100.466	102.180
Advertising space sales in periodicals.....	36	1101		434.617	433.719	435.212	435.212	443.097
Advertising space sales in specialized, business, and professional periodicals.....	36	110101	06/99	151.534	151.534	151.534	151.534	156.980
Advertising space sales in general and consumer periodicals.....	36	110102	06/99	176.776	176.357	177.053	177.053	179.798
Advertising space sales in newspapers.....	36	1102		362.979	366.899	366.900	367.681	373.625
Advertising space sales in newspapers, print only.....	36	110203	09/15	88.292	89.430	89.479	88.812	90.587
Advertising space sales in newspapers, digital only and print and digital bundled.....	36	110204	09/15	96.072	96.072	95.798	100.822	100.548
Advertising space sales in directories and mailing lists.....	36	12	12/08	100.851	100.851	100.851	100.851	100.852
Advertising space sales in directories and mailing lists.....	36	1201	12/08	100.851	100.851	100.851	100.851	100.852
Advertising space sales in directories and mailing lists.....	36	120101	12/08	100.851	100.851	100.851	100.851	100.852
Television advertising time sales.....	36	2	06/09	96.994	99.140	104.986	106.439	102.780
Television advertising time sales.....	36	21	06/09	96.994	99.140	104.986	106.439	102.780

See footnotes at end of table.

Table 9. Producer price indexes for commodity and service groupings and individual items, not seasonally adjusted — Continued

[January 2022, Index base 1982=100, unless otherwise indicated]

Title	Commodity code		Other index base	Unadjusted index ¹				
	Group code	Item code		Sept. 2021	Oct. 2021 ^P	Nov. 2021 ^P	Dec. 2021 ^P	Jan. 2022 ^P
Broadcast and network television advertising time sales.....	36	2101	12/08	88.300	89.193	92.585	93.616	90.309
Broadcast and network television advertising time sales.....	36	210101	12/08	88.300	89.193	92.585	93.616	90.309
Cable network advertising time sales.....	36	2102	12/08	92.638	96.892	106.779	108.904	104.808
Cable network advertising time sales.....	36	210201	12/08	92.638	96.892	106.779	108.904	104.808
Local cable system advertising time sales.....	36	2103	12/08	81.550	81.550	81.550	81.550	81.550
Local cable system advertising time sales.....	36	210301	12/08	81.550	81.550	81.550	81.550	81.550
Radio advertising time sales.....	36	3	03/09	103.267	99.997	109.116	106.823	95.620
Radio advertising time sales.....	36	31	03/09	103.267	99.997	109.116	106.823	95.620
Radio advertising time sales.....	36	3101	03/09	103.267	99.997	109.116	106.823	95.620
Radio advertising time sales.....	36	310101	03/09	103.267	99.997	109.116	106.823	95.620
Internet advertising sales, excluding Internet advertising sold by print publishers.....	36	5	12/09	66.385	66.220	66.811	67.454	68.094
Internet advertising sales, excluding Internet advertising sold by print publishers.....	36	51	12/09	66.385	66.220	66.811	67.454	68.094
Internet advertising sales, excluding Internet advertising sold by print publishers.....	36	5101	12/09	66.385	66.220	66.811	67.454	68.094
Telecommunication, cable, and internet user services.....	37	—	06/09	105.151	105.517	105.039	105.287	105.800
Wired telephone services.....	37	1	06/09	116.853	117.060	117.233	117.213	117.451
Residential wired telephone services.....	37	11	06/09	145.042	145.825	146.493	146.215	146.768
Local residential wired telephone service.....	37	1101	12/08	149.341	149.341	149.341	149.341	149.341
Local residential wired telephone service.....	37	110101	12/08	149.341	149.341	149.341	149.341	149.341
Long distance residential wired telephone service.....	37	1102	03/09	138.149	140.295	142.124	141.363	142.890
Long distance residential wired telephone service.....	37	110201	03/09	138.149	140.295	142.124	141.363	142.890
All-distance residential wired telephone service.....	37	1103	12/11	139.806	139.806	139.804	139.804	139.742
All-distance residential wired telephone service.....	37	110301	12/11	139.806	139.806	139.804	139.804	139.742
Business wired telephone services.....	37	12	06/09	99.802	99.819	99.908	99.984	100.094
Local business wired telephone service.....	37	1201	12/08	125.835	125.764	125.754	125.754	126.112
Local business wired telephone service.....	37	120101	12/08	125.835	125.764	125.754	125.754	126.112
Long distance business wired telephone service.....	37	1202	04/09	95.792	96.240	97.301	98.179	98.179
Private line wired telephone service.....	37	1204	12/11	92.578	92.578	92.578	92.578	92.578
Private line wired telephone service.....	37	120401	12/11	92.578	92.578	92.578	92.578	92.578
Other wired telephone services.....	37	13	12/08	103.158	103.163	102.842	102.842	103.032
Other wired telephone services.....	37	1301	12/08	103.158	103.163	102.842	102.842	103.032
Wireless telecommunication services.....	37	2	06/09	64.975	64.973	64.832	64.845	64.835
Cellular phone and other wireless telecommunication services.....	37	21	03/09	63.477	63.475	63.337	63.349	63.340
Cellular phone and other wireless telecommunication services.....	37	2101	03/09	63.477	63.475	63.337	63.349	63.340
Cellular phone and other wireless telecommunication services.....	37	210101	03/09	63.477	63.475	63.337	63.349	63.340
Cable and satellite subscriber services.....	37	3	12/08	142.601	142.601	142.601	142.601	145.775
Cable and satellite subscriber services.....	37	31	12/08	142.601	142.601	142.601	142.601	145.775
Cable and satellite subscriber services.....	37	3101	12/08	142.601	142.601	142.601	142.601	145.775
Cable and satellite subscriber services.....	37	310101	12/08	142.601	142.601	142.601	142.601	145.775
Internet access services.....	37	4	03/09	91.671	91.592	91.592	91.696	91.713
Internet access services.....	37	41	03/09	91.671	91.592	91.592	91.696	91.713
Residential Internet access services.....	37	4102	12/11	89.405	89.245	89.245	89.455	89.489
Residential Internet access services.....	37	410201	12/11	89.405	89.245	89.245	89.455	89.489
Business Internet access services.....	37	4103	12/11	98.314	98.314	98.314	98.314	98.314
Business Internet access services.....	37	410301	12/11	98.314	98.314	98.314	98.314	98.314
Bundled wired telecommunications access services.....	37	5	12/11	118.019	119.354	117.606	118.540	118.782
Bundled wired telecommunications access services.....	37	51	12/11	118.019	119.354	117.606	118.540	118.782
Bundled wired telecommunications access services.....	37	5101	12/11	118.019	119.354	117.606	118.540	118.782
Bundled wired telecommunications access services.....	37	510101	12/11	118.019	119.354	117.606	118.540	118.782
Data processing and related services.....	38	—	06/09	105.330	105.588	105.580	105.605	104.276
Data processing and related services.....	38	1	06/09	105.330	105.588	105.580	105.605	104.276
Data processing and related services.....	38	11	06/09	105.330	105.588	105.580	105.605	104.276
Hosting, ASP and other IT infrastructure provisioning services.....	38	1101	12/08	110.583	111.057	111.041	111.049	108.564
Hosting, ASP and other IT infrastructure provisioning services.....	38	110101	12/08	110.583	111.057	111.041	111.049	108.564
Business process management services.....	38	1102	12/08	96.373	96.373	96.373	96.462	96.451
Business process management services.....	38	110201	12/08	96.373	96.373	96.373	96.462	96.451
Data management, information transformation and other services.....	38	1103	12/08	99.253	99.278	99.278	99.278	99.278
Data management, information transformation and other services.....	38	110301	12/08	99.253	99.278	99.278	99.278	99.278
Credit intermediation services (partial).....	39	—	06/09	88.101	86.932	88.494	87.136	88.819
Loan services (partial).....	39	1	06/09	135.731	132.379	136.429	135.875	139.183

See footnotes at end of table.

Table 9. Producer price indexes for commodity and service groupings and individual items, not seasonally adjusted — Continued

[January 2022, Index base 1982=100, unless otherwise indicated]

Title	Commodity code		Other index base	Unadjusted index ¹				
	Group code	Item code		Sept. 2021	Oct. 2021 ^P	Nov. 2021 ^P	Dec. 2021 ^P	Jan. 2022 ^P
Business loans (partial).....	39	11	04/09	201.239	194.497	202.933	200.266	208.962
Business loans (partial).....	39	1101	04/09	201.239	194.497	202.933	200.266	208.962
Business loans (partial).....	39	110101	04/09	201.239	194.497	202.933	200.266	208.962
Consumer loans (partial).....	39	12	06/09	115.840	113.770	116.480	116.908	117.360
Residential real estate loans (partial).....	39	1201	04/09	141.904	139.998	143.290	145.281	144.752
Residential real estate loans, except home equity (partial).....	39	120101	04/09	122.844	121.148	124.529	126.585	125.528
Home equity loans (partial).....	39	120102	04/09	322.848	318.953	321.270	322.559	327.197
Vehicle loans (partial).....	39	1202	04/09	63.843	60.485	63.688	60.519	62.970
Vehicle loans (partial).....	39	120201	04/09	63.843	60.485	63.688	60.519	62.970
Credit cards, overdraft credit, and related plans (partial).....	39	1203	04/09	156.408	152.067	154.765	150.614	154.917
Credit cards, overdraft credit, and related plans (partial).....	39	120301	04/09	156.408	152.067	154.765	150.614	154.917
Other loans and loan services (partial).....	39	13	04/09	95.747	94.288	94.332	94.532	98.065
Other loans and loan services (partial).....	39	1301	04/09	95.747	94.288	94.332	94.532	98.065
Other loans and loan services (partial).....	39	130101	04/09	95.747	94.288	94.332	94.532	98.065
Deposit services (partial).....	39	2	04/09	60.474	60.916	60.948	58.469	59.177
Deposit services (partial).....	39	21	04/09	60.474	60.916	60.948	58.469	59.177
Deposit services (partial).....	39	2101	04/09	60.474	60.916	60.948	58.469	59.177
Deposit services (partial).....	39	210101	04/09	60.474	60.916	60.948	58.469	59.177
Other credit intermediation services, including trust services (partial).....	39	3	04/09	103.293	103.094	101.343	101.245	101.608
Other credit intermediation services, including trust services (partial).....	39	31	04/09	103.293	103.094	101.343	101.245	101.608
Other credit intermediation services, including trust services (partial).....	39	3101	04/09	103.293	103.094	101.343	101.245	101.608
Other credit intermediation services, including trust services (partial).....	39	310101	04/09	103.293	103.094	101.343	101.245	101.608
Investment services.....	40	—	06/09	213.954	207.949	215.959	214.992	217.101
Securities brokerage, dealing, investment advice, and related services.....	40	1	06/09	162.056	151.155	163.591	161.481	160.705
Securities brokerage, dealing, investment advice, and related services.....	40	11	06/09	162.056	151.155	163.591	161.481	160.705
Securities brokerage, dealing, and investment advice.....	40	1101	12/08	119.035	109.473	120.271	118.761	119.257
Securities brokerage, dealing, and investment advice.....	40	110101	12/08	119.035	109.473	120.271	118.761	119.257
Securities brokerage and dealing related services (partial).....	40	1102	12/08	208.199	207.121	209.279	206.231	196.378
Securities brokerage and dealing related services.....	40	110201	12/08	208.199	207.121	209.279	206.231	196.378
Portfolio management.....	40	2	12/08	280.563	276.785	283.835	283.126	288.612
Portfolio management.....	40	21	12/08	280.563	276.785	283.835	283.126	288.612
Portfolio management.....	40	2101	12/08	280.563	276.785	283.835	283.126	288.612
Portfolio management.....	40	210101	12/08	280.563	276.785	283.835	283.126	288.612
Investment banking.....	40	3	12/08	255.982	255.980	255.869	257.527	258.198
Investment banking.....	40	31	12/08	255.982	255.980	255.869	257.527	258.198
Investment banking.....	40	3101	12/08	255.982	255.980	255.869	257.527	258.198
Investment banking.....	40	310101	12/08	255.982	255.980	255.869	257.527	258.198
Insurance and annuities.....	41	—	06/09	124.242	124.190	124.213	124.401	124.827
Insurance.....	41	1	06/09	126.018	125.943	125.958	126.179	126.729
Insurance.....	41	11	06/09	126.018	125.943	125.958	126.179	126.729
Life insurance.....	41	1101	03/09	105.772	105.764	105.545	105.545	106.249
Life insurance.....	41	110101	03/09	105.772	105.764	105.545	105.545	106.249
Disability insurance, including accidental death.....	41	1102	03/09	102.394	102.394	102.394	102.394	102.261
Disability insurance, including accidental death.....	41	110201	03/09	102.394	102.394	102.394	102.394	102.261
Health and medical insurance.....	41	1103	03/09	141.329	141.309	141.336	141.321	142.432
Health and medical insurance.....	41	110301	03/09	141.329	141.309	141.336	141.321	142.432
Property and casualty insurance.....	41	1104	03/09	124.065	123.939	124.005	124.421	124.634
Property and casualty insurance.....	41	110401	03/09	124.065	123.939	124.005	124.421	124.634
Annuities.....	41	2	03/09	115.902	116.005	116.082	116.055	115.658
Annuities.....	41	21	03/09	115.902	116.005	116.082	116.055	115.658
Annuities.....	41	2101	03/09	115.902	116.005	116.082	116.055	115.658
Annuities.....	41	210101	03/09	115.902	116.005	116.082	116.055	115.658
Commissions and fees from sales and administration of insurance policies (partial).....	42	—	06/09	109.456	109.526	109.543	109.553	109.597
Commissions from sales of insurance.....	42	1	06/09	109.456	109.526	109.543	109.553	109.597
Commissions from sales of insurance.....	42	11	06/09	109.456	109.526	109.543	109.553	109.597
Commissions from sales of life insurance and annuities.....	42	1101	06/09	104.368	104.368	104.485	104.485	104.485
Commissions from sales of life insurance and annuities.....	42	110101	06/09	104.368	104.368	104.485	104.485	104.485
Commissions from sales of health and medical insurance.....	42	1102	06/09	109.717	109.717	109.717	109.717	109.717
Commissions from sales of health and medical insurance.....	42	110201	06/09	109.717	109.717	109.717	109.717	109.717
Commissions from sales of property and casualty insurance.....	42	1103	06/09	112.452	112.570	112.575	112.591	112.636
Commissions from sales of property and casualty insurance.....	42	110301	06/09	112.452	112.570	112.575	112.591	112.636

See footnotes at end of table.

Table 9. Producer price indexes for commodity and service groupings and individual items, not seasonally adjusted — Continued
 [January 2022, Index base 1982=100, unless otherwise indicated]

Title	Commodity code		Other index base	Unadjusted index ¹				
	Group code	Item code		Sept. 2021	Oct. 2021 ^P	Nov. 2021 ^P	Dec. 2021 ^P	Jan. 2022 ^P
Commissions from sales of other insurance.....	42	1104	06/09	100.522	100.522	100.522	100.522	100.643
Commissions from sales of other insurance.....	42	110401	06/09	100.522	100.522	100.522	100.522	100.643
Real estate services (partial).....	43	—	06/09	137.097	136.359	136.692	137.636	138.678
Nonresidential real estate services.....	43	1	06/09	123.497	122.400	122.638	123.642	124.959
Nonresidential real estate rents.....	43	11	06/09	124.169	122.612	122.857	123.937	125.298
Office buildings, gross rents.....	43	1101	12/08	124.413	125.654	127.272	127.512	126.925
Office buildings, gross rents.....	43	110101	12/08	124.413	125.654	127.272	127.512	126.925
Retail properties, gross rents.....	43	1102	04/09	122.276	117.674	115.718	119.663	123.531
Retail properties, gross rents.....	43	110201	04/09	122.276	117.674	115.718	119.663	123.531
Industrial buildings, gross rents.....	43	1103	04/09	107.744	107.965	107.992	108.349	109.195
Industrial buildings, gross rents.....	43	110301	04/09	107.744	107.965	107.992	108.349	109.195
Self-service storage and miniwarehouses, gross rents.....	43	1104	12/08	144.842	146.765	147.240	148.996	148.603
Self-service storage and miniwarehouses, gross rents.....	43	110401	12/08	144.842	146.765	147.240	148.996	148.603
Other nonresidential buildings, gross rents.....	43	1105	12/08	116.538	108.278	112.048	102.697	104.866
Other nonresidential buildings, gross rents.....	43	110501	12/08	116.538	108.278	112.048	102.697	104.866
Nonresidential property sales and leases including land, brokerage fees and commissions.....	43	12	12/08	137.552	139.170	139.374	140.431	142.564
Nonresidential property sales and leases including land, brokerage fees and commissions.....	43	1201	12/08	137.552	139.170	139.374	140.431	142.564
Nonresidential property sales and leases including land, brokerage fees and commissions.....	43	120101	12/08	137.552	139.170	139.374	140.431	142.564
Nonresidential property management fees.....	43	13	12/08	90.667	90.996	91.188	91.350	91.256
Nonresidential property management fees.....	43	1301	12/08	90.667	90.996	91.188	91.350	91.256
Nonresidential property management fees.....	43	130101	12/08	90.667	90.996	91.188	91.350	91.256
Residential real estate services (partial).....	43	2	06/09	161.059	161.115	161.598	162.309	162.764
Residential property sales and rental, brokerage fees and commissions.....	43	21	12/08	177.083	177.227	177.807	178.130	178.766
Residential property sales and rental, brokerage fees and commissions.....	43	2101	12/08	177.083	177.227	177.807	178.130	178.766
Residential property sales and rental, brokerage fees and commissions.....	43	210101	12/08	177.083	177.227	177.807	178.130	178.766
Residential property management fees.....	43	22	12/08	123.762	123.625	123.894	125.426	125.482
Residential property management fees.....	43	2201	12/08	123.762	123.625	123.894	125.426	125.482
Residential property management fees.....	43	220101	12/08	123.762	123.625	123.894	125.426	125.482
Real estate appraisal fees.....	43	3	12/08	114.328	113.817	114.615	116.260	116.531
Real estate appraisal fees.....	43	31	12/08	114.328	113.817	114.615	116.260	116.531
Real estate appraisal fees.....	43	3101	12/08	114.328	113.817	114.615	116.260	116.531
Real estate appraisal fees.....	43	310101	12/08	114.328	113.817	114.615	116.260	116.531
Rental and leasing of goods (partial).....	44	—	06/09	104.382	107.656	106.857	105.718	101.917
Passenger car rental.....	44	1	03/09	104.830	111.769	109.364	106.854	101.407
Passenger car rental.....	44	11	03/09	104.830	111.769	109.364	106.854	101.407
Passenger car rental.....	44	1101	03/09	104.830	111.769	109.364	106.854	101.407
Passenger car rental.....	44	110101	03/09	104.830	111.769	109.364	106.854	101.407
Truck, trailer, and RV rental and leasing.....	44	2	06/09	119.478	120.036	120.338	120.350	114.386
Truck, trailer, and RV rental and leasing.....	44	21	06/09	112.248	112.772	113.055	113.067	107.464
Truck, truck trailer and RV rental.....	44	2101	12/08	120.475	122.079	122.475	122.104	108.347
Truck, truck trailer and RV rental.....	44	210101	12/08	120.475	122.079	122.475	122.104	108.347
Truck, truck trailer and RV leasing.....	44	2102	12/08	115.106	114.896	115.121	115.408	115.224
Truck, truck trailer and RV leasing.....	44	210201	12/08	115.106	114.896	115.121	115.408	115.224
Construction, mining, and forestry machinery and equipment rental and leasing.....	44	3	03/09	95.553	95.715	96.349	96.288	96.058
Construction, mining, and forestry machinery and equipment rental and leasing.....	44	31	03/09	95.553	95.715	96.349	96.288	96.058
Construction, mining, and forestry machinery and equipment rental and leasing.....	44	3101	03/09	95.553	95.715	96.349	96.288	96.058
Construction, mining, and forestry machinery and equipment rental and leasing.....	44	310101	03/09	95.553	95.715	96.349	96.288	96.058
Professional services (partial).....	45	—	06/09	127.454	127.787	128.061	128.347	131.374
Legal services.....	45	1	03/09	147.070	147.803	147.651	147.774	151.745
Legal services.....	45	11	03/09	147.070	147.803	147.651	147.774	151.745
Legal services.....	45	1101	03/09	147.070	147.803	147.651	147.774	151.745
Legal services.....	45	110101	03/09	147.070	147.803	147.651	147.774	151.745
Accounting services (partial).....	45	2	06/09	115.189	114.891	115.032	115.535	116.550
Accounting services, excluding payroll.....	45	21	06/09	115.189	114.891	115.032	115.535	116.550
Financial auditing.....	45	2101	12/08	104.334	103.509	103.433	103.162	105.334

See footnotes at end of table.

Table 9. Producer price indexes for commodity and service groupings and individual items, not seasonally adjusted — Continued
 [January 2022, Index base 1982=100, unless otherwise indicated]

Title	Commodity code		Other index base	Unadjusted index ¹				
	Group code	Item code		Sept. 2021	Oct. 2021 ^P	Nov. 2021 ^P	Dec. 2021 ^P	Jan. 2022 ^P
Financial auditing.....	45	210101	12/08	104.334	103.509	103.433	103.162	105.334
Tax preparation and planning.....	45	2102	04/09	116.328	116.966	117.111	116.410	117.123
Tax preparation and planning.....	45	210201	04/09	116.328	116.966	117.111	116.410	117.123
Bookkeeping and compilation.....	45	2103	12/08	130.289	130.652	132.654	134.562	134.188
Bookkeeping and compilation.....	45	210301	12/08	130.289	130.652	132.654	134.562	134.188
Other accounting services, including billing and review.....	45	2104	12/08	113.398	112.093	111.818	114.343	115.013
Other accounting services, including billing and review.....	45	210401	12/08	113.398	112.093	111.818	114.343	115.013
Architectural and engineering services.....	45	3	06/09	121.621	122.146	122.293	122.269	126.342
Architectural services.....	45	31	03/09	108.814	108.877	109.071	109.642	109.720
Architectural services.....	45	3101	03/09	108.814	108.877	109.071	109.642	109.720
Architectural services.....	45	310101	03/09	108.814	108.877	109.071	109.642	109.720
Engineering services.....	45	32	03/09	124.058	124.654	124.795	124.682	129.370
Engineering services.....	45	3201	03/09	124.058	124.654	124.795	124.682	129.370
Engineering services.....	45	320101	03/09	124.058	124.654	124.795	124.682	129.370
Management, scientific, and technical consulting services.....	45	4	06/09	113.022	113.926	113.542	113.748	115.597
Management consulting services.....	45	41	06/09	113.022	113.926	113.542	113.748	115.597
Administrative and general management consulting services.....	45	4101	12/08	134.579	135.427	135.531	136.175	138.486
Administrative and general management consulting services.....	45	410101	12/08	134.579	135.427	135.531	136.175	138.486
Human resources consulting services.....	45	4102	12/08	98.660	102.030	96.971	94.499	94.236
Human resources consulting services.....	45	410201	12/08	98.660	102.030	96.971	94.499	94.236
Marketing consulting services.....	45	4103	12/08	64.692	64.692	64.692	64.692	64.692
Marketing consulting services.....	45	410301	12/08	64.692	64.692	64.692	64.692	64.692
Process, physical distribution, and logistics consulting services.....	45	4104	12/08	106.224	107.737	107.007	107.180	112.362
Process, physical distribution, and logistics consulting services.....	45	410401	12/08	106.224	107.737	107.007	107.180	112.362
Other management consulting services.....	45	4105	12/08	89.592	89.994	89.971	89.585	90.891
Other management consulting services.....	45	410501	12/08	89.592	89.994	89.971	89.585	90.891
Advertising and related services (partial).....	45	5	12/08	107.842	104.816	110.181	112.397	114.751
Advertising agency services.....	45	51	12/08	107.842	104.816	110.181	112.397	114.751
Advertising agency services.....	45	5101	12/08	107.842	104.816	110.181	112.397	114.751
Advertising agency services.....	45	510101	12/08	107.842	104.816	110.181	112.397	114.751
Information technology (IT) technical support and consulting services (partial).....	45	6	12/08	113.317	113.317	113.317	113.317	114.026
Information technology (IT) technical support and consulting services (partial).....	45	61	12/08	113.317	113.317	113.317	113.317	114.026
Information technology (IT) technical support and consulting services (partial).....	45	6101	12/08	113.317	113.317	113.317	113.317	114.026
Information technology (IT) technical support and consulting services (partial).....	45	610101	12/08	113.317	113.317	113.317	113.317	114.026
Employment services.....	46	—	06/09	122.676	122.865	123.988	125.104	126.008
Permanent placement services.....	46	1	03/09	122.941	120.462	120.819	123.668	123.754
Permanent placement services.....	46	11	03/09	122.941	120.462	120.819	123.668	123.754
Employment placement services.....	46	1101	03/09	122.941	120.462	120.819	123.668	123.754
Employment placement services.....	46	110101	03/09	122.941	120.462	120.819	123.668	123.754
Executive search services.....	46	2	12/08	97.967	97.353	99.079	99.006	93.843
Executive search services.....	46	21	12/08	97.967	97.353	99.079	99.006	93.843
Executive search services.....	46	2101	12/08	97.967	97.353	99.079	99.006	93.843
Executive search services.....	46	210101	12/08	97.967	97.353	99.079	99.006	93.843
Staffing services.....	46	3	06/09	123.197	123.565	124.718	125.760	126.873
Temporary help services.....	46	31	03/09	129.016	129.582	131.825	133.854	136.020
Temporary help services.....	46	3101	03/09	129.016	129.582	131.825	133.854	136.020
Temporary help services.....	46	310101	03/09	129.016	129.582	131.825	133.854	136.020
Co-employment staffing services.....	46	32	12/08	117.707	117.868	117.867	117.867	117.868
Co-employment staffing services.....	46	3201	12/08	117.707	117.868	117.867	117.867	117.868
Co-employment staffing services.....	46	320101	12/08	117.707	117.868	117.867	117.867	117.868
Travel arrangement services (partial).....	47	—	06/09	100.091	98.317	97.790	96.741	97.609
Arrangement of flights (partial).....	47	1	06/09	93.448	92.221	92.449	92.597	93.599
Arrangement of international flights.....	47	11	12/08	107.869	105.555	105.723	106.050	107.645
Arrangement of international flights.....	47	1101	12/08	107.869	105.555	105.723	106.050	107.645
Arrangement of international flights.....	47	110101	12/08	107.869	105.555	105.723	106.050	107.645
Arrangement of domestic flights.....	47	12	12/08	66.368	66.747	67.040	66.930	67.030
Arrangement of domestic flights (partial).....	47	1201	12/08	66.368	66.747	67.040	66.930	67.030
Arrangement of domestic flights.....	47	120101	12/08	66.368	66.747	67.040	66.930	67.030

See footnotes at end of table.

Table 9. Producer price indexes for commodity and service groupings and individual items, not seasonally adjusted — Continued
 [January 2022, Index base 1982=100, unless otherwise indicated]

Title	Commodity code		Other index base	Unadjusted index ¹				
	Group code	Item code		Sept. 2021	Oct. 2021 ^P	Nov. 2021 ^P	Dec. 2021 ^P	Jan. 2022 ^P
Arrangement of vehicle rentals and lodging.	47	2	12/08	90.420	85.922	86.546	87.444	89.059
Arrangement of vehicle rentals and lodging.	47	21	12/08	90.420	85.922	86.546	87.444	89.059
Arrangement of vehicle rentals and lodging (partial).	47	2101	12/08	90.420	85.922	86.546	87.444	89.059
Arrangement of vehicle rentals and lodging.	47	210101	12/08	90.420	85.922	86.546	87.444	89.059
Arrangement of cruises and tours.	47	3	12/08	105.811	102.077	98.366	91.788	93.372
Arrangement of cruises and tours.	47	31	12/08	105.811	102.077	98.366	91.788	93.372
Arrangement of cruises and tours.	47	3101	12/08	105.811	102.077	98.366	91.788	93.372
Arrangement of cruises and tours.	47	310101	12/08	105.811	102.077	98.366	91.788	93.372
Other travel arrangements (partial).	47	4	12/08	116.956	116.956	116.956	116.956	116.956
Other travel arrangements (partial).	47	41	12/08	116.956	116.956	116.956	116.956	116.956
Other travel arrangements (partial).	47	4101	12/08	116.956	116.956	116.956	116.956	116.956
Other travel arrangements (partial).	47	410101	12/08	116.956	116.956	116.956	116.956	116.956
Selected security services (partial).	48	—	03/09	128.757	129.479	129.439	130.044	131.507
Security guard services.	48	1	03/09	128.757	129.479	129.439	130.044	131.507
Security guard services.	48	11	03/09	128.757	129.479	129.439	130.044	131.507
Security guard services.	48	1101	03/09	128.757	129.479	129.439	130.044	131.507
Security guard services.	48	110101	03/09	128.757	129.479	129.439	130.044	131.507
Cleaning and building maintenance services (partial).	49	—	03/09	115.140	115.381	115.672	118.632	120.877
Janitorial services.	49	1	03/09	115.140	115.381	115.672	118.632	120.877
Janitorial services.	49	11	03/09	115.140	115.381	115.672	118.632	120.877
Janitorial services.	49	1101	03/09	115.140	115.381	115.672	118.632	120.877
Janitorial services.	49	110101	03/09	115.140	115.381	115.672	118.632	120.877
Waste collection and remediation services (partial).	50	—	12/08	140.942	142.348	142.435	142.710	143.650
Waste collection.	50	1	12/08	140.942	142.348	142.435	142.710	143.650
Solid waste collection.	50	11	12/08	140.942	142.348	142.435	142.710	143.650
Solid waste collection.	50	1101	12/08	140.942	142.348	142.435	142.710	143.650
Solid waste collection.	50	110101	12/08	140.942	142.348	142.435	142.710	143.650
Health care services.	51	—	06/09	128.857	129.190	129.321	129.424	130.598
Outpatient care (partial).	51	1	06/09	123.560	123.804	123.947	124.013	125.136
Outpatient care (partial).	51	11	06/09	123.560	123.804	123.947	124.013	125.136
Physician care.	51	1101	03/09	115.477	115.564	115.900	116.065	116.011
Medicare patients: physician care.	51	110102	06/14	112.032	112.032	112.032	112.032	111.893
Medicaid patients: physician care.	51	110103	06/14	87.756	87.756	87.756	87.756	87.626
Private insurance patients: physician care.	51	110104	06/14	107.439	107.574	108.076	108.362	108.362
All other patients: physician care.	51	110105	06/14	112.731	112.793	113.137	113.137	113.094
Medical laboratory and diagnostic imaging center care.	51	1102	03/09	95.218	95.222	95.190	95.164	95.111
Medical laboratory care.	51	110201	03/09	91.373	91.379	91.330	91.290	91.432
Medicare patients: medical laboratory care.	51	1102011	06/14	78.943	78.943	78.943	78.943	78.938
Medicaid patients: medical laboratory care.	51	1102012	06/14	95.989	95.989	95.928	95.928	95.849
Private insurance patients: medical laboratory care.	51	1102013	06/14	99.037	99.049	98.967	98.892	98.892
All other patients: medical laboratory care.	51	1102014	06/14	101.623	101.623	101.623	101.623	102.545
Diagnostic imaging center care.	51	110202	03/09	101.138	101.138	101.138	101.138	100.731
Medicare and Medicaid patients: diagnostic imaging center care.	51	1102021	06/14	94.435	94.435	94.435	94.435	92.802
Private insurance and all other patients: diagnostic imaging center care.	51	1102024	06/14	102.690	102.690	102.690	102.690	102.690
Home health and hospice care.	51	1103	12/08	117.701	118.384	118.486	118.486	119.529
Home health and hospice care.	51	110301	12/08	117.701	118.384	118.486	118.486	119.529
Medicare and Medicaid patients: home health and hospice care.	51	11030101	12/08	113.532	114.359	114.483	114.483	115.672
Medicare patients: home health and hospice care.	51	110301011	12/08	109.870	110.677	110.677	110.677	111.981
Medicaid patients: home health and hospice care.	51	110301012	12/08	117.373	118.219	118.482	118.482	119.540
Private insurance and all other patients: home health and hospice care.	51	11030102	12/08	132.635	132.635	132.635	132.635	132.975
Private insurance patients: home health and hospice care.	51	110301021	06/14	105.152	105.152	105.152	105.152	105.152
All other patients: home health and hospice care.	51	110301022	06/14	135.508	135.508	135.508	135.508	136.027
Hospital outpatient care.	51	1104	12/08	140.857	141.312	141.315	141.316	143.554
Hospital outpatient care.	51	110401	12/08	140.857	141.312	141.315	141.316	143.554
Hospital outpatient care, general medical & surgical hospitals.	51	1104011	12/08	140.163	140.639	140.642	140.643	142.732
Medicare patients: hospital outpatient care, general medical and surgical hospitals.	51	11040111	06/14	112.747	112.975	112.975	112.975	115.297
Medicaid patients: hospital outpatient care, general medical and surgical hospitals.	51	11040112	06/14	97.170	97.170	97.170	97.170	97.444
Private insurance and all other patients: outpatient care, gen. medical and surgical hospitals.	51	11040113	06/14	124.325	124.804	124.807	124.808	126.594
Dental care.	51	1105	06/10	123.401	123.401	123.401	123.401	125.949

See footnotes at end of table.

Table 9. Producer price indexes for commodity and service groupings and individual items, not seasonally adjusted — Continued
 [January 2022, Index base 1982=100, unless otherwise indicated]

Title	Commodity code		Other index base	Unadjusted index ¹				
	Group code	Item code		Sept. 2021	Oct. 2021 ^P	Nov. 2021 ^P	Dec. 2021 ^P	Jan. 2022 ^P
Private insurance patients: dental care.....	51	110502	06/14	114.725	114.725	114.725	114.725	115.456
Private insurance patients: dental visits and consultations.....	51	1105021	06/14	125.264	125.264	125.264	125.264	126.089
Private insurance patients: dental surgical intervention services.....	51	1105022	06/14	111.951	111.951	111.951	111.951	113.960
Private insurance patients: dental non-surgical intervention services.....	51	1105023	06/14	108.812	108.812	108.812	108.812	109.083
Medicare, Medicaid and all other patients: dental care.....	51	110503	06/14	115.561	115.561	115.561	115.561	120.183
Medicare, Medicaid and all other patients: dental visits and consultations.....	51	1105031	06/14	119.515	119.515	119.515	119.515	128.899
Medicare, Medicaid and all other patients: dental surgical intervention services.....	51	1105032	06/14	107.658	107.658	107.658	107.658	110.538
Medicare and Medicaid and all other patients: dental non-surgical intervention services.....	51	1105033	06/14	115.451	115.451	115.451	115.451	117.507
Inpatient care.....	51	2	06/09	136.798	137.281	137.385	137.551	138.816
Inpatient care.....	51	21	06/09	136.798	137.281	137.385	137.551	138.816
Hospital inpatient care.....	51	2101	12/08	138.830	139.339	139.371	139.588	141.092
Hospital inpatient care.....	51	210101	12/08	138.830	139.339	139.371	139.588	141.092
Hospital inpatient care, general medical and surgical hospitals.....	51	2101011	12/08	140.077	140.646	140.655	140.835	142.398
Medicare patients: hospital inpatient care, general medical and surgical hospitals.....	51	21010111	06/14	114.752	116.316	116.316	116.316	116.331
Medicaid patients: hospital inpatient care, general medical and surgical hospitals.....	51	21010112	06/14	107.758	107.758	107.758	107.758	107.774
Private insur. & all other patients: hospital inpatient, general medical and surgical hospitals.....	51	21010113	06/14	126.455	126.244	126.258	126.566	129.207
Private insurance patients: hospital inpatient care, general medical and surgical hospitals.....	51	210101131	06/14	127.000	126.751	126.768	127.131	128.654
All other patients: hospital inpatient care, general medical and surgical hospitals.....	51	210101132	06/14	123.731	123.731	123.731	123.731	132.557
Hospital inpatient care, psychiatric & substance abuse hospitals.....	51	2101012	12/08	124.428	124.795	124.795	124.795	126.377
Hospital inpatient care, specialty hospitals.....	51	2101013	12/08	123.502	122.859	123.409	124.575	124.742
Medicare patients: hospital inpatient care, specialty hospitals.....	51	21010131	06/14	108.700	108.316	108.748	110.785	111.113
Medicaid patients: hospital inpatient care, specialty hospitals.....	51	21010132	06/14	109.078	111.096	114.003	113.550	113.758
Private insurance and all other patients: hospital inpatient care, specialty hospitals.....	51	21010133	06/14	109.615	108.305	108.264	108.899	108.899
Nursing home care.....	51	2102	12/08	134.172	134.667	135.097	135.084	135.476
Nursing home care.....	51	210201	12/08	134.172	134.667	135.097	135.084	135.476
Medicare and Medicaid patients: Nursing home care.....	51	21020101	12/08	131.249	132.204	132.722	132.591	132.452
Medicaid patients: Nursing home care.....	51	210201011	06/12	129.512	130.164	131.006	130.793	130.567
Medicare patients: Nursing home care.....	51	210201012	06/12	116.975	118.232	118.232	118.232	118.232
Private insurance and all other patients: Nursing home care.....	51	21020102	12/08	138.658	138.560	138.879	139.017	140.099
Private insurance patients: Nursing home care.....	51	210201021	06/14	107.234	107.234	107.234	107.234	107.234
All other patients: Nursing home care.....	51	210201022	06/14	122.362	122.259	122.593	122.738	123.874
Intellectual and developmental disability center care.....	51	2103	12/08	165.812	165.822	165.822	165.868	167.079
Intellectual and developmental disability center care.....	51	210301	12/08	165.812	165.822	165.822	165.868	167.079
Medicaid patients: Intellectual and developmental disability center care.....	51	21030101	06/14	130.653	130.663	130.663	130.708	131.242
Medicare, private ins. & all other patients: Intellectual & develop. disability center care.....	51	21030102	06/14	125.691	125.691	125.691	125.691	128.328
Sales of blood and blood products, organs, and tissues.....	51	3	03/09	109.286	109.643	109.887	110.124	110.447
Sales of blood and blood products, organs, and tissues.....	51	31	03/09	109.286	109.643	109.887	110.124	110.447
Sales of blood and blood products, organs, and tissues.....	51	3101	03/09	109.286	109.643	109.887	110.124	110.447
Sales of blood and blood products, organs, and tissues.....	51	310101	03/09	109.286	109.643	109.887	110.124	110.447
Accommodation services.....	53	—	06/09	120.599	120.784	120.905	124.627	131.714
Traveler accommodation services.....	53	1	06/09	120.599	120.784	120.905	124.627	131.714
Traveler accommodation services.....	53	11	06/09	120.599	120.784	120.905	124.627	131.714
Guestroom or unit rental.....	53	1101	03/09	124.061	124.299	124.500	128.649	136.399
Guestroom or unit rental.....	53	110101	03/09	124.061	124.299	124.500	128.649	136.399
Other traveler accommodation services.....	53	1102	03/09	126.954	126.617	125.914	126.317	128.749
Other traveler accommodation services.....	53	110201	03/09	126.954	126.617	125.914	126.317	128.749
Food and beverage for immediate consumption services (partial).....	54	—	06/09	129.059	128.972	129.651	130.646	130.854
Food and beverage for immediate consumption services (partial).....	54	1	06/09	129.059	128.972	129.651	130.646	130.854
Food and nonalcoholic beverages for immediate consumption (partial).....	54	11	04/09	126.486	126.328	126.868	128.074	128.253
Food and nonalcoholic beverages for immediate consumption (partial).....	54	1101	04/09	126.486	126.328	126.868	128.074	128.253
Food and nonalcoholic beverages for immediate consumption (partial).....	54	110101	04/09	126.486	126.328	126.868	128.074	128.253
Alcoholic beverages for immediate consumption (partial).....	54	12	12/08	145.021	145.398	146.965	146.600	146.991
Alcoholic beverages for immediate consumption (partial).....	54	1201	12/08	145.021	145.398	146.965	146.600	146.991
Alcoholic beverages for immediate consumption (partial).....	54	120101	12/08	145.021	145.398	146.965	146.600	146.991
Repair and maintenance services (partial).....	55	—	06/09	137.482	137.931	138.253	138.675	139.405
Commercial and industrial machinery and equipment repair and maintenance.....	55	1	03/09	131.530	133.096	133.421	133.421	135.638

See footnotes at end of table.

Table 9. Producer price indexes for commodity and service groupings and individual items, not seasonally adjusted — Continued
 [January 2022, Index base 1982=100, unless otherwise indicated]

Title	Commodity code		Other index base	Unadjusted index ¹				
	Group code	Item code		Sept. 2021	Oct. 2021 ^P	Nov. 2021 ^P	Dec. 2021 ^P	Jan. 2022 ^P
Commercial and industrial machinery and equipment repair and maintenance.....	55	11	03/09	131.530	133.096	133.421	133.421	135.638
Commercial machinery repair and maintenance.....	55	1101	03/09	131.530	133.096	133.421	133.421	135.638
Commercial machinery repair and maintenance.....	55	110101	03/09	131.530	133.096	133.421	133.421	135.638
Motor vehicle repair and maintenance (partial).....	55	2	12/08	145.872	146.097	146.605	147.312	147.305
Motor vehicle repair and maintenance (partial).....	55	21	12/08	145.872	146.097	146.605	147.312	147.305
Motor vehicle repair and maintenance (partial).....	55	2101	12/08	145.872	146.097	146.605	147.312	147.305
Motor vehicle repair and maintenance (partial).....	55	210101	12/08	145.872	146.097	146.605	147.312	147.305
Ship repair and maintenance.....	55	3	06/09	115.633	115.633	115.633	116.836	116.836
Ship repair and maintenance.....	55	31	06/09	115.633	115.633	115.633	116.836	116.836
Ship repair, military.....	55	3101	12/08	112.366	112.366	112.366	112.857	112.857
Ship repair, military.....	55	310101	12/08	112.366	112.366	112.366	112.857	112.857
Ship repair, nonmilitary.....	55	3102	12/08	122.505	122.505	122.505	125.821	125.821
Ship repair, nonmilitary.....	55	310201	12/08	122.505	122.505	122.505	125.821	125.821
Aircraft repair and maintenance.....	55	4	04/09	133.297	133.297	133.297	133.297	134.442
Aircraft repair and maintenance.....	55	41	04/09	133.297	133.297	133.297	133.297	134.442
Aircraft repair and maintenance.....	55	4101	04/09	133.297	133.297	133.297	133.297	134.442
Aircraft repair and maintenance.....	55	410101	04/09	133.297	133.297	133.297	133.297	134.442
Entertainment services (partial).....	56	—	06/09	117.875	119.474	121.258	119.943	121.091
Membership dues and admissions and recreation facility use fees (partial).....	56	1	06/09	126.498	128.302	129.417	130.864	130.978
Membership dues and admissions and recreation facility use fees (partial).....	56	11	06/09	126.498	128.302	129.417	130.864	130.978
Membership dues.....	56	1101	04/09	117.334	117.334	117.334	117.334	118.677
Membership dues, golf courses and country clubs.....	56	110101	04/09	137.816	137.816	137.816	137.816	145.736
Membership dues, fitness and recreational sports centers.....	56	110102	04/09	104.927	104.927	104.927	104.927	102.517
Admissions and recreational facilities use fees (partial).....	56	1102	12/08	139.975	145.687	149.217	153.799	151.178
Admissions and recreational facilities use fees, golf courses and country clubs.....	56	110201	12/08	109.479	108.357	115.958	122.636	122.813
Admissions and recreational facilities use fees, fitness and recreational sports centers.....	56	110202	12/08	141.034	143.103	143.103	143.103	143.103
Admissions and recreational facilities use fees, amusement and theme parks.....	56	110203	12/08	167.073	178.798	179.487	182.953	177.744
Recreational activity instruction fees (partial).....	56	2	12/08	121.104	121.104	121.104	121.104	121.104
Recreational activity instruction fees (partial).....	56	21	12/08	121.104	121.104	121.104	121.104	121.104
Recreational activity instruction fees (partial).....	56	2101	12/08	121.104	121.104	121.104	121.104	121.104
Recreational activity instruction fees (partial).....	56	210101	12/08	121.104	121.104	121.104	121.104	121.104
Gaming receipts (partial).....	56	3	12/08	110.033	111.465	114.013	109.732	112.011
Gaming receipts (partial).....	56	31	12/08	110.033	111.465	114.013	109.732	112.011
Gaming receipts (partial).....	56	3101	12/08	110.033	111.465	114.013	109.732	112.011
Gaming receipts (partial).....	56	310101	12/08	110.033	111.465	114.013	109.732	112.011
Wholesale trade services.....	57	—	06/09	139.239	140.688	141.146	141.795	142.300
Machinery and equipment and parts and supplies wholesaling.....	57	1	06/09	139.801	142.948	146.391	146.545	148.314
Machinery and equipment and parts and supplies wholesaling.....	57	11	06/09	139.801	142.948	146.391	146.545	148.314
Parts and supplies for machinery and equipment wholesaling.....	57	1102	03/09	159.482	161.609	166.531	165.529	164.779
Parts and supplies for machinery and equipment wholesaling.....	57	110201	03/09	159.482	161.609	166.531	165.529	164.779
Machinery and vehicle wholesaling.....	57	1103	05/19	96.115	100.011	101.995	104.196	108.648
Machinery and vehicle wholesaling.....	57	110301	05/19	96.115	100.011	101.995	104.196	108.648
Professional and commercial equipment wholesaling.....	57	1104	05/19	98.026	98.956	100.212	97.506	96.440
Professional and commercial equipment wholesaling.....	57	110401	05/19	98.026	98.956	100.212	97.506	96.440
Furnishings wholesaling.....	57	2	03/09	120.622	124.818	120.426	132.116	134.224
Furnishings wholesaling.....	57	21	03/09	120.622	124.818	120.426	132.116	134.224
Furnishings wholesaling.....	57	2101	03/09	120.622	124.818	120.426	132.116	134.224
Furnishings wholesaling.....	57	210101	03/09	120.622	124.818	120.426	132.116	134.224
Building materials, paint, and hardware wholesaling.....	57	3	03/09	128.327	135.203	131.977	130.692	130.697
Building materials, paint, and hardware wholesaling.....	57	31	03/09	128.327	135.203	131.977	130.692	130.697
Building materials, paint, and hardware wholesaling.....	57	3101	03/09	128.327	135.203	131.977	130.692	130.697
Building materials, paint, and hardware wholesaling.....	57	310101	03/09	128.327	135.203	131.977	130.692	130.697
Metals, minerals, and ores wholesaling.....	57	4	03/09	317.945	303.786	284.497	295.780	293.248
Metals, minerals, and ores wholesaling.....	57	41	03/09	317.945	303.786	284.497	295.780	293.248
Metals, minerals, and ores wholesaling.....	57	4101	03/09	317.945	303.786	284.497	295.780	293.248
Metals, minerals, and ores wholesaling.....	57	410101	03/09	317.945	303.786	284.497	295.780	293.248
Chemicals and allied products wholesaling.....	57	5	03/09	121.471	122.062	118.950	122.508	117.488

See footnotes at end of table.

Table 9. Producer price indexes for commodity and service groupings and individual items, not seasonally adjusted — Continued
 [January 2022, Index base 1982=100, unless otherwise indicated]

Title	Commodity code		Other index base	Unadjusted index ¹				
	Group code	Item code		Sept. 2021	Oct. 2021 ^P	Nov. 2021 ^P	Dec. 2021 ^P	Jan. 2022 ^P
Chemicals and allied products wholesaling.....	57	51	03/09	121.471	122.062	118.950	122.508	117.488
Chemicals and allied products wholesaling.....	57	5101	03/09	121.471	122.062	118.950	122.508	117.488
Chemicals and allied products wholesaling.....	57	510101	03/09	121.471	122.062	118.950	122.508	117.488
Paper and plastics products wholesaling.....	57	6	03/09	165.016	168.423	174.272	170.124	174.261
Paper and plastics products wholesaling.....	57	61	03/09	165.016	168.423	174.272	170.124	174.261
Paper and plastics products wholesaling.....	57	6101	03/09	165.016	168.423	174.272	170.124	174.261
Paper and plastics products wholesaling.....	57	610101	03/09	165.016	168.423	174.272	170.124	174.261
Apparel wholesaling.....	57	7	03/09	119.916	117.576	119.448	116.636	117.138
Apparel wholesaling.....	57	71	03/09	119.916	117.576	119.448	116.636	117.138
Apparel wholesaling.....	57	7101	03/09	119.916	117.576	119.448	116.636	117.138
Apparel wholesaling.....	57	710101	03/09	119.916	117.576	119.448	116.636	117.138
Food and alcohol wholesaling.....	57	8	06/09	121.024	124.707	122.078	123.933	124.023
Food and alcohol wholesaling.....	57	81	06/09	121.024	124.707	122.078	123.933	124.023
Food wholesaling.....	57	8101	03/09	118.674	123.275	119.551	121.410	121.439
Food wholesaling.....	57	810101	03/09	118.674	123.275	119.551	121.410	121.439
Alcohol wholesaling.....	57	8102	02/09	131.644	131.134	133.507	135.340	135.710
Alcohol wholesaling.....	57	810201	02/09	131.644	131.134	133.507	135.340	135.710
Other commodities wholesaling.....	57	9	03/09	133.262	130.638	132.769	130.353	132.387
Other commodities wholesaling.....	57	91	03/09	133.262	130.638	132.769	130.353	132.387
Other commodities wholesaling.....	57	9101	03/09	133.262	130.638	132.769	130.353	132.387
Other commodities wholesaling.....	57	910101	03/09	133.262	130.638	132.769	130.353	132.387
Retail trade services.....	58	—	06/09	140.820	141.793	142.637	144.470	144.667
Food and alcohol retailing.....	58	1	03/09	141.181	142.468	143.575	143.528	145.756
Food and alcohol retailing.....	58	11	03/09	141.181	142.468	143.575	143.528	145.756
Food retailing.....	58	1102	09/15	111.905	112.829	113.783	113.776	115.383
Food retailing.....	58	110201	09/15	111.905	112.829	113.783	113.776	115.383
Alcohol retailing.....	58	1103	09/15	112.182	113.924	114.231	113.968	116.925
Alcohol retailing.....	58	110301	09/15	112.182	113.924	114.231	113.968	116.925
Health and beauty care retailing, including optical goods.....	58	2	03/09	130.520	130.517	131.616	135.369	136.603
Health and beauty care retailing, including optical goods.....	58	21	03/09	130.520	130.517	131.616	135.369	136.603
Health and beauty care retailing, including optical goods.....	58	2101	03/09	130.520	130.517	131.616	135.369	136.603
Health and beauty care retailing, including optical goods.....	58	210101	03/09	130.520	130.517	131.616	135.369	136.603
Apparel, jewelry, footwear, and accessories retailing.....	58	3	06/09	124.964	129.232	129.555	127.396	127.085
Apparel, jewelry, footwear, and accessories retailing.....	58	31	06/09	124.964	129.232	129.555	127.396	127.085
Apparel, footwear, and accessories retailing.....	58	3101	03/09	121.975	127.104	128.321	125.535	124.585
Apparel, footwear, and accessories retailing.....	58	310101	03/09	121.975	127.104	128.321	125.535	124.585
Jewelry retailing.....	58	3102	03/09	127.597	126.534	121.777	123.397	126.720
Jewelry retailing.....	58	310201	03/09	127.597	126.534	121.777	123.397	126.720
Computer hardware, software, and supplies retailing.....	58	4	03/09	95.278	97.624	96.737	97.164	94.838
Computer hardware, software, and supplies retailing.....	58	41	03/09	95.278	97.624	96.737	97.164	94.838
Computer hardware, software, and supplies retailing.....	58	4101	03/09	95.278	97.624	96.737	97.164	94.838
Computer hardware, software, and supplies retailing.....	58	410101	03/09	95.278	97.624	96.737	97.164	94.838
TV, video, and photographic equipment and supplies retailing.....	58	5	03/09	80.419	73.608	67.108	66.733	70.649
TV, video, and photographic equipment and supplies retailing.....	58	51	03/09	80.419	73.608	67.108	66.733	70.649
TV, video, and photographic equipment and supplies retailing.....	58	5101	03/09	80.419	73.608	67.108	66.733	70.649
TV, video, and photographic equipment and supplies retailing.....	58	510101	03/09	80.419	73.608	67.108	66.733	70.649
Automobiles and automobile parts retailing.....	58	6	06/09	180.928	189.101	195.323	197.719	192.110
Automobiles and automobile parts retailing.....	58	61	06/09	180.928	189.101	195.323	197.719	192.110
Automobile retailing (Partial).....	58	6101	03/09	214.192	226.578	237.150	240.151	230.873
Automobile retailing (Partial).....	58	610101	03/09	214.192	226.578	237.150	240.151	230.873
Automotive parts, including tires, retailing.....	58	6102	03/09	127.499	129.704	129.884	131.356	130.861
Automotive parts, including tires, retailing.....	58	610201	03/09	127.499	129.704	129.884	131.356	130.861
RVs, trailers, and campers retailing.....	58	8	03/09	200.272	232.283	224.033	235.774	237.200
RVs, trailers, and campers retailing.....	58	81	03/09	200.272	232.283	224.033	235.774	237.200
RVs, trailers, and campers retailing.....	58	8101	03/09	200.272	232.283	224.033	235.774	237.200
RVs, trailers, and campers retailing.....	58	810101	03/09	200.272	232.283	224.033	235.774	237.200
Sporting goods, including boats, retailing.....	58	9	03/09	127.737	129.747	130.205	128.635	130.736
Sporting goods, including boats, retailing.....	58	91	03/09	127.737	129.747	130.205	128.635	130.736
Sporting goods, including boats, retailing.....	58	9101	03/09	127.737	129.747	130.205	128.635	130.736
Sporting goods, including boats, retailing.....	58	910101	03/09	127.737	129.747	130.205	128.635	130.736

See footnotes at end of table.

Table 9. Producer price indexes for commodity and service groupings and individual items, not seasonally adjusted — Continued
 [January 2022, Index base 1982=100, unless otherwise indicated]

Title	Commodity code		Other index base	Unadjusted index ¹				
	Group code	Item code		Sept. 2021	Oct. 2021 ^P	Nov. 2021 ^P	Dec. 2021 ^P	Jan. 2022 ^P
Lawn, garden, and farm equipment and supplies retailing.....	58	A	03/09	123.527	127.666	131.959	133.260	132.824
Lawn, garden, and farm equipment and supplies retailing.....	58	A1	03/09	123.527	127.666	131.959	133.260	132.824
Lawn, garden, and farm equipment and supplies retailing.....	58	A101	03/09	123.527	127.666	131.959	133.260	132.824
Lawn, garden, and farm equipment and supplies retailing.....	58	A10101	03/09	123.527	127.666	131.959	133.260	132.824
Furniture retailing.....	58	B	03/09	129.042	129.096	131.311	136.590	138.569
Furniture retailing.....	58	B1	03/09	129.042	129.096	131.311	136.590	138.569
Furniture retailing.....	58	B101	03/09	129.042	129.096	131.311	136.590	138.569
Furniture retailing.....	58	B10101	03/09	129.042	129.096	131.311	136.590	138.569
Flooring and floor coverings retailing.....	58	C	03/09	108.118	115.904	113.762	117.080	137.077
Flooring and floor coverings retailing.....	58	C1	03/09	108.118	115.904	113.762	117.080	137.077
Flooring and floor coverings retailing.....	58	C101	03/09	108.118	115.904	113.762	117.080	137.077
Flooring and floor coverings retailing.....	58	C10101	03/09	108.118	115.904	113.762	117.080	137.077
Hardware and building materials and supplies retailing.....	58	D	03/09	170.922	169.519	158.535	162.349	169.383
Hardware and building materials and supplies retailing.....	58	D1	03/09	170.922	169.519	158.535	162.349	169.383
Hardware and building materials and supplies retailing.....	58	D101	03/09	170.922	169.519	158.535	162.349	169.383
Hardware and building materials and supplies retailing.....	58	D10101	03/09	170.922	169.519	158.535	162.349	169.383
Major household appliance retailing.....	58	E	03/09	115.781	112.453	114.933	117.048	117.966
Major household appliance retailing.....	58	E1	03/09	115.781	112.453	114.933	117.048	117.966
Major household appliance retailing.....	58	E101	03/09	115.781	112.453	114.933	117.048	117.966
Major household appliance retailing.....	58	E10101	03/09	115.781	112.453	114.933	117.048	117.966
Fuels and lubricants retailing.....	58	F	06/09	229.135	214.850	229.803	258.515	234.024
Fuels and lubricants retailing.....	58	F1	06/09	229.135	214.850	229.803	258.515	234.024
Automotive fuels and lubricants retailing.....	58	F101	03/09	303.280	281.004	303.752	340.784	307.006
Automotive fuels and lubricants retailing.....	58	F10101	03/09	303.280	281.004	303.752	340.784	307.006
Household fuels retailing.....	58	F102	03/09	120.687	126.288	122.646	141.551	133.962
Household fuels retailing.....	58	F10201	03/09	120.687	126.288	122.646	141.551	133.962
Cleaning supplies and paper products retailing.....	58	G	03/09	156.657	148.453	157.063	154.633	160.522
Cleaning supplies and paper products retailing.....	58	G1	03/09	156.657	148.453	157.063	154.633	160.522
Cleaning supplies and paper products retailing.....	58	G101	03/09	156.657	148.453	157.063	154.633	160.522
Cleaning supplies and paper products retailing.....	58	G10101	03/09	156.657	148.453	157.063	154.633	160.522
Book retailing.....	58	H	03/09	133.565	133.736	133.989	124.731	125.430
Book retailing.....	58	H1	03/09	133.565	133.736	133.989	124.731	125.430
Book retailing.....	58	H101	03/09	133.565	133.736	133.989	124.731	125.430
Book retailing.....	58	H10101	03/09	133.565	133.736	133.989	124.731	125.430
Other merchandise retailing (partial).....	58	I	03/09	122.328	122.165	120.726	117.492	119.790
Other merchandise retailing (partial).....	58	I1	03/09	122.328	122.165	120.726	117.492	119.790
Other merchandise retailing (partial).....	58	I101	03/09	122.328	122.165	120.726	117.492	119.790
Other merchandise retailing (partial).....	58	I10101	03/09	122.328	122.165	120.726	117.492	119.790
Metal treatment services.....	59	—	12/84	200.920	206.249	207.843	210.151	207.505
Metal treatment services.....	59	1	12/84	200.920	206.249	207.843	210.151	207.505
Metal treatment services.....	59	11	12/84	200.920	206.249	207.843	210.151	207.505
Metal plating and polishing.....	59	1101	12/84	218.313	217.773	218.041	223.371	223.371
Metal plating and polishing.....	59	110111	12/84	218.313	217.773	218.041	223.371	223.371
Metal coating and allied services.....	59	1102	12/84	195.742	206.255	209.328	210.668	205.335
Metal coating and allied services.....	59	110222	12/84	195.742	206.255	209.328	210.668	205.335
Metal heat treating.....	59	1103	06/85	166.174	167.055	167.055	168.005	168.005
Metal heat treating.....	59	110349	06/06	131.442	132.138	132.138	132.890	132.890
Mining services.....	60	—	06/85	227.673	229.835	230.028	232.668	239.703
Mining services.....	60	1	06/85	227.673	229.835	230.028	232.668	239.703
Mining services.....	60	11	06/85	227.673	229.835	230.028	232.668	239.703
Metal mining services.....	60	1101	12/85	207.154	207.154	207.154	207.154	207.154
Metal mining services.....	60	110101	12/85	207.154	207.154	207.154	207.154	207.154
Support activities for coal mining.....	60	1102	06/85	200.511	201.424	201.430	202.491	204.030
Support activities for coal mining.....	60	110201	06/85	200.511	201.424	201.430	202.491	204.030
Drilling oil and gas wells services.....	60	1103	12/85	327.971	329.101	332.893	342.692	358.304
Drilling oil and gas wells services.....	60	110301	12/85	327.971	329.101	332.893	342.692	358.304
Support activities for oil and gas operations.....	60	1104	12/85	194.028	196.353	195.842	197.039	202.308
Support activities for oil and gas operations.....	60	110401	12/85	194.028	196.353	195.842	197.039	202.308
Nonmetallic minerals mining services.....	60	1105	06/85	140.563	140.563	140.563	140.563	140.563
Nonmetallic minerals mining services.....	60	110501	06/85	140.563	140.563	140.563	140.563	140.563

See footnotes at end of table.

Table 9. Producer price indexes for commodity and service groupings and individual items, not seasonally adjusted — Continued

[January 2022, Index base 1982=100, unless otherwise indicated]

Title	Commodity code		Other index base	Unadjusted index ¹				
	Group code	Item code		Sept. 2021	Oct. 2021 ^p	Nov. 2021 ^p	Dec. 2021 ^p	Jan. 2022 ^p
Contract work on textile products, apparel, and leather.....	61	—	06/10	123.340	123.690	124.763	124.977	126.567
Contract work on textile products and apparel.....	61	1	06/10	123.512	123.869	124.965	125.183	126.806
Contract work on textile products and apparel.....	61	11	06/10	123.512	123.869	124.965	125.183	126.806
Contract work on textile products.....	61	1102	06/87	206.090	207.608	207.825	208.756	214.915
Commission finishing of broadwoven fabrics.....	61	110201	06/87	231.660	231.774	231.948	232.730	240.737
Commission finishing of cotton broadwoven fabrics.....	61	1102011	06/08	160.048	160.150	160.175	160.374	172.147
Other commission finishing of broadwoven fabrics (excl. cotton & wool).....	61	1102012	06/08	178.544	178.610	178.838	179.778	179.778
Commission knit or knit & finishing of weft & warp knit fabric.....	61	110204	12/94	116.089	122.042	122.389	123.759	123.759
Contract work on apparel.....	61	1103	06/87	137.775	137.775	139.738	139.738	139.738
Contract work on women's, girls' and infants' apparel.....	61	11031	12/11	109.728	109.728	109.727	109.727	109.727
Contract work on women's, girls', and infants' nontailored coats, jackets, & other outerwear.....	61	110313	06/07	106.699	106.699	106.699	106.699	—
Contract work on women's/girls'/infants' skirts, tailored suits/coats, underwear/nightwear, etc.....	61	110314	06/07	—	—	107.120	—	—
Contract work on men's and boys' (including unisex) apparel.....	61	11032	12/11	112.825	112.825	116.818	116.818	116.818
Contract work on men's and boys' pants, work apparel, and other outerwear.....	61	110321	06/07	105.936	105.936	111.223	111.223	111.223
Contract work on men's and boys' shirts, tailored suits/coats/jackets, & underwear/nightwear.....	61	110323	06/07	136.009	136.009	136.009	136.009	136.009
Contract & commission receipts for tanning or finishing leather owned by others.....	61	2	06/11	113.896	113.896	113.896	113.896	113.896
Contract & commission receipts for tanning or finishing leather owned by others.....	61	21	06/11	113.896	113.896	113.896	113.896	113.896
Contract and commission receipts for tanning or finishing leather owned by others.....	61	2101	12/97	150.178	150.178	150.178	150.178	150.178
Contract and commission receipts for tanning or finishing leather owned by others.....	61	210101	12/97	150.178	150.178	150.178	150.178	150.178
Construction (partial).....	80	—	06/09	132.501	138.850	139.399	139.809	144.211
New nonresidential building construction.....	80	1	06/09	134.664	143.319	143.810	144.228	149.760
New nonresidential building construction.....	80	11	06/09	134.664	143.319	143.810	144.228	149.760
New warehouse building construction.....	80	1101	12/04	172.894	195.379	194.797	195.013	207.342
New warehouse building construction.....	80	110101	12/04	172.894	195.379	194.797	195.013	207.342
New school building construction.....	80	1102	12/05	180.423	190.050	190.276	190.200	195.775
New school building construction.....	80	110201	12/05	180.423	190.050	190.276	190.200	195.775
New office building construction.....	80	1103	06/06	155.275	164.048	164.530	165.657	172.467
New office building construction.....	80	110301	06/06	155.275	164.048	164.530	165.657	172.467
New industrial building construction.....	80	1104	06/07	146.786	158.051	158.788	159.450	166.253
New industrial building construction.....	80	110401	06/07	146.786	158.051	158.788	159.450	166.253
New health care building construction.....	80	1105	06/12	125.757	131.885	133.074	133.155	137.066
New health care building construction.....	80	110501	06/12	125.757	131.885	133.074	133.155	137.066
Maintenance and repair of nonresidential buildings (partial).....	80	2	04/09	131.585	132.163	132.885	133.288	134.907
Maintenance and repair of nonresidential buildings (partial).....	80	21	04/09	131.585	132.163	132.885	133.288	134.907
Maintenance and repair of nonresidential buildings (partial).....	80	2101	04/09	131.585	132.163	132.885	133.288	134.907
Maintenance and repair of nonresidential buildings (partial).....	80	210101	04/09	131.585	132.163	132.885	133.288	134.907

¹ All indexes are subject to revision for 4 months after their originally scheduled publication to incorporate late reports and corrections by survey respondents.

² Due to incomplete coverage of the services sector, some services indexes in this table reflect only a portion of their wherever-provided output. These indexes are flagged using the term "partial" at the end of their titles. For more information regarding wherever-provided services indexes, go to <https://www.bls.gov/ppi/wepnotice.htm>. This webpage includes methodology documentation, a table identifying missing coverage areas for those indexes with incomplete coverage, and a concordance table between wherever-provided services indexes and Census product codes.

p Preliminary

"—" Data not available.

Table 10. Producer price indexes and percentage changes for net output of selected industries and industry groups, not seasonally adjusted
[January 2022]

Title ¹	Index base	Industry code	Unadjusted index ²					Unadjusted 1-month percent change ²	Unadjusted 12-month percent change ²
			Sept. 2021	Oct. 2021 ^P	Nov. 2021 ^P	Dec. 2021 ^P	Jan. 2022 ^P		
Total mining, utilities, and manufacturing industries.....	12/06	AMUM--	140.765	143.182	144.130	142.990	145.543	1.8	15.9
Total mining industries.....	12/84	OMIN--	220.919	244.336	247.237	226.535	226.003	-0.2	32.5
Oil and gas extraction.....	12/85	211--	219.383	261.587	265.161	229.162	218.771	-4.5	55.4
Mining (except oil & gas).....	12/03	212--	265.819	259.486	263.790	260.203	281.889	8.3	13.3
Mining support activities.....	06/09	213--	107.519	108.562	108.720	109.885	113.211	3.0	10.4
Utilities.....	12/03	221--	173.823	176.927	177.949	171.802	172.657	0.5	19.5
Total manufacturing industries.....	12/84	OMFG--	221.869	225.439	227.057	226.353	230.733	1.9	15.6
Food mfg.....	12/84	311--	231.889	229.403	229.523	229.421	233.695	1.9	14.0
Beverage & tobacco mfg.....	12/03	312--	169.504	171.232	171.756	172.823	175.346	1.5	7.0
Textile mills.....	12/84	313--	152.373	155.527	157.517	159.515	161.763	1.4	17.8
Textile product mills.....	12/03	314--	147.003	148.786	149.903	150.489	152.093	1.1	8.6
Apparel manufacturing.....	12/03	315--	118.304	118.555	119.040	119.146	120.984	1.5	3.5
Leather and allied product manufacturing.....	12/84	316--	189.236	186.846	185.648	186.970	187.360	0.2	5.6
Wood product manufacturing.....	12/03	321--	179.934	182.992	185.770	194.840	210.232	7.9	21.7
Paper manufacturing.....	12/03	322--	159.877	162.952	164.657	166.035	167.667	1.0	15.3
Printing and related support activities.....	12/03	323--	127.492	128.213	132.280	133.376	134.520	0.9	10.0
Petroleum and coal products manufacturing.....	12/84	324--	321.730	347.477	349.254	328.581	344.489	4.8	49.8
Chemical mfg.....	12/84	325--	331.361	335.524	338.271	339.020	341.911	0.9	14.5
Plastics and rubber products mfg.....	12/84	326--	224.647	228.263	231.658	234.823	238.097	1.4	21.7
Nonmetallic mineral product mfg.....	12/84	327--	240.541	241.781	243.172	244.458	250.972	2.7	11.1
Primary metal mfg.....	12/84	331--	329.657	339.487	346.458	344.708	346.004	0.4	61.6
Fabricated metal product mfg.....	12/84	332--	240.335	244.121	248.072	251.670	255.168	1.4	21.9
Machinery mfg.....	12/03	333--	151.448	153.236	154.454	155.929	158.341	1.5	10.2
Computer & electronic product mfg.....	12/03	334--	92.187	92.406	92.646	92.897	94.216	1.4	4.1
Electrical equipment, appliance & component mfg.....	12/03	335--	166.814	169.261	171.444	172.731	176.143	2.0	17.2
Transportation equipment mfg.....	12/03	336--	129.484	130.305	130.730	131.143	131.888	0.6	3.9
Furniture & related product mfg.....	12/84	337--	235.987	236.922	238.316	239.911	244.003	1.7	13.2
Miscellaneous mfg.....	12/03	339--	131.502	131.977	132.482	132.730	135.263	1.9	4.4
Material recyclers.....	12/86	429930	488.263	492.404	511.749	492.233	471.063	-4.3	10.9
Total trade industries.....	12/06	ATRADE	158.019	159.147	159.333	159.297	159.280	0.0	10.9
Total wholesale trade industries.....	12/06	AWHLTR	164.531	165.673	165.680	165.080	165.222	0.1	10.5
Merchant wholesalers, durable goods.....	06/04	423--	177.778	179.852	179.794	178.602	178.574	0.0	12.2
Merchant wholesalers, nondurable goods.....	06/05	424--	177.970	178.066	178.403	178.372	178.750	0.2	8.3
Total retail trade industries.....	12/06	ARETTR	152.842	153.870	154.086	154.669	154.571	-0.1	11.3
Motor vehicle and parts dealers.....	12/03	441--	192.599	197.281	199.285	200.699	198.920	-0.9	24.8
Furniture and home furnishings stores.....	12/03	442--	169.951	179.344	177.902	183.213	184.648	0.8	20.6
Electronics and appliance stores.....	12/03	443--	94.782	87.312	79.739	80.219	81.139	1.1	-8.1
Bldg material and garden equip and supp dealers.....	12/03	444--	198.668	198.340	189.156	194.288	200.635	3.3	9.3
Food and beverage stores.....	12/99	445--	213.347	216.483	216.261	216.975	218.925	0.9	5.2
Health and personal care stores.....	12/03	446--	148.897	149.661	149.089	148.691	149.270	0.4	1.9
Gasoline stations.....	06/01	447--	148.249	140.089	150.905	159.540	147.466	-7.6	14.0
Clothing and clothing accessories stores.....	12/03	448--	145.228	149.540	153.374	148.852	144.573	-2.9	26.2
Sporting goods hobby, book and music stores.....	12/03	451--	125.070	130.895	131.434	126.537	127.801	1.0	5.8
General merchandise stores.....	12/03	452--	133.430	134.674	136.164	136.462	139.817	2.5	10.3
Office supplies, stationery and gift stores.....	12/03	4532--	160.187	162.747	162.615	161.198	166.424	3.2	10.3
Nonstore retailers.....	12/03	454--	184.145	185.072	182.036	185.105	182.655	-1.3	1.9
Transportation and warehousing industries.....	12/06	ATRNRW	147.851	150.279	153.242	155.809	156.426	0.4	15.9
Transportation industries.....	12/06	ATRANS	141.662	144.103	147.533	150.552	149.965	-0.4	17.4
Air transportation.....	12/92	481--	203.693	210.836	219.986	228.986	217.904	-4.8	15.7
Rail transportation.....	12/96	482--	210.306	211.843	213.261	214.178	217.496	1.5	8.7
Water transportation.....	12/03	483--	154.761	158.526	158.257	162.479	164.440	1.2	20.9
Truck transportation.....	12/03	484--	168.530	171.815	176.993	179.401	182.172	1.5	20.0
Pipeline transportation of crude oil.....	06/86	486110	288.728	288.908	288.908	288.908	286.988	-0.7	2.5
Refined petroleum product pipeline transport.....	06/86	486910	218.351	218.345	218.345	218.345	219.260	0.4	0.7
Transportation support activities.....	12/03	488--	156.053	154.105	153.151	157.528	154.523	-1.9	23.6
Delivery and warehouse industries.....	12/06	ADLVWR	176.229	178.150	178.557	178.907	185.731	3.8	10.4
U.S. Postal Service.....	06/89	491--	255.319	257.916	257.916	257.916	255.602	-0.9	7.7
Couriers and messengers.....	12/03	492--	268.714	260.666	263.079	262.241	279.672	6.6	10.2
Warehousing and storage.....	12/06	493--	118.177	121.009	119.271	122.188	130.779	7.0	18.1
Services less trade, transportation, and warehousing ³	12/06	ATTDSV	130.091	129.875	130.638	130.716	131.959	1.0	3.7
Information.....	12/06	AINFO-	106.133	106.565	106.676	106.698	106.821	0.1	1.4

See footnotes at end of table.

Table 10. Producer price indexes and percentage changes for net output of selected industries and industry groups, not seasonally adjusted — Continued
[January 2022]

Title ¹	Index base	Industry code	Unadjusted index ²					Unadjusted 1-month percent change ²	Unadjusted 12-month percent change ²
			Sept. 2021	Oct. 2021 ^p	Nov. 2021 ^p	Dec. 2021 ^p	Jan. 2022 ^p	Dec. to Jan. ^p	Jan. 2021 to Jan. 2022 ^p
Information - Continued									
Publishing industries, except Internet.....	12/03	511--	119.108	119.476	119.537	118.861	119.692	0.7	1.2
Broadcasting, except Internet.....	12/03	515--	127.520	128.719	132.825	133.693	132.791	-0.7	0.1
Telecommunications.....	12/03	517--	102.189	102.535	102.106	102.336	102.692	0.3	1.8
Data processing and related services.....	12/03	5182--	111.581	111.779	111.773	111.791	110.777	-0.9	-0.3
Internet publishing and web search portals.....	12/09	519130	89.316	90.264	90.551	90.875	90.157	-0.8	5.0
Selected health care industries.....									
Offices of physicians.....	12/06	ASHC--	133.912	134.093	134.255	134.412	135.581	0.9	2.4
Offices of dentists.....	12/96	6211--	142.849	142.945	143.312	143.497	143.429	0.0	1.7
Medical and diagnostic laboratories.....	06/10	6212--	123.275	123.275	123.275	123.275	125.836	2.1	3.1
Home health care services.....	12/03	6215--	103.813	103.817	103.783	103.754	103.697	-0.1	-0.2
Blood and organ banks.....	12/96	6216--	151.108	152.128	152.253	152.253	153.596	0.9	2.3
Hospitals.....	06/06	621991	121.544	121.914	122.160	122.420	122.828	0.3	1.6
Nursing care facilities.....	12/92	622--	217.343	217.575	217.718	218.063	220.731	1.2	2.9
Residential developmental disability homes.....	12/03	6231--	162.322	162.900	163.403	163.387	163.844	0.3	1.2
Residential developmental disability homes.....	12/03	62321-	196.433	197.026	197.026	197.079	198.512	0.7	4.2
Other selected services less trade, transportation, and warehousing industries.....									
Depository credit intermediation.....	12/06	ASTDSV	134.202	133.661	134.837	134.928	136.502	1.2	4.8
Security, commodity contracts and like activity.....	12/03	5221--	101.927	100.597	102.451	100.849	102.837	2.0	3.7
Insurance carriers and related activities.....	12/03	523--	231.987	225.933	234.183	233.208	235.260	0.9	8.6
Lessors of nonres bldg (exc miniwarehouse).....	12/03	524--	143.720	143.669	143.675	143.818	144.450	0.4	0.9
Lessors of miniwarehouse and self storage units.....	12/03	53112-	134.348	132.399	132.923	133.851	135.453	1.2	2.8
Offices of real estate agents and brokers.....	12/03	53113-	164.948	167.159	167.705	169.724	169.066	-0.4	12.7
Real estate property managers.....	12/03	5312--	172.150	172.634	173.141	173.639	174.630	0.6	10.0
Offices of real estate appraisers.....	12/03	53131-	122.153	122.183	122.446	123.162	123.167	0.0	3.7
Automotive equipment rental and leasing.....	12/03	531320	108.588	108.102	108.861	110.422	110.680	0.2	6.4
Other heavy machinery rental and leasing.....	06/01	5321--	149.734	156.753	154.495	152.038	144.599	-4.9	18.7
Legal services.....	12/03	532412	121.642	122.168	122.623	122.993	123.450	0.4	5.5
Offices of certified public accountants.....	12/96	5411--	244.109	245.326	245.074	245.279	251.869	2.7	5.8
Other accounting services.....	12/03	541211	126.430	125.943	126.170	126.774	128.355	1.2	0.2
Architectural, engineering and related services.....	12/03	541219	146.767	147.227	148.224	149.676	149.676	0.0	8.6
Management and technical consulting services.....	12/96	5413--	175.054	175.733	175.854	175.829	181.077	3.0	4.0
Advertising agencies.....	06/06	5416--	126.196	127.330	126.850	127.111	129.437	1.8	3.1
Employment services.....	12/03	54181-	114.140	111.235	116.384	118.512	120.712	1.9	5.7
Travel agencies.....	12/96	5613--	151.531	151.766	153.111	154.519	155.515	0.6	5.4
Security guards and patrol services.....	12/03	56151-	100.121	98.484	98.047	97.144	97.922	0.8	1.8
Janitorial services.....	12/04	561612	139.114	139.895	139.851	140.505	142.086	1.1	6.1
Waste collection.....	12/03	56172-	125.996	126.247	126.551	129.637	131.978	1.8	7.0
Amusement and theme parks.....	12/03	5621--	154.763	156.163	156.273	156.432	157.136	0.5	3.4
Golf courses and country clubs.....	06/06	71311-	184.454	191.588	197.174	199.985	197.015	-1.5	8.4
Fitness and recreational sports centers.....	12/05	71391-	135.202	134.929	139.184	141.395	145.852	3.2	6.1
Accommodation.....	12/04	71394-	110.264	110.671	110.671	110.671	109.190	-1.3	2.7
Commercial machinery repair and maintenance.....	12/96	721--	171.020	171.591	172.529	175.033	182.223	4.1	17.9
Commercial machinery repair and maintenance.....	06/06	8113--	149.435	153.618	153.912	153.909	156.695	1.8	8.5

¹ Indexes in this table are derived from the net-output-weighted industry price indexes. Because of differences in coverage and aggregation methodology, they will generally not match the movements of similarly titled indexes which are derived from traditional commodity groupings.

² All indexes are subject to revision for 4 months after their originally scheduled publication to incorporate late reports and corrections by survey respondents.

³ Formerly titled "Total traditional service industries."

p Preliminary

"-" Data not available.

Table 11. Producer price indexes for net output of selected industries and their products, not seasonally adjusted
[January 2022]

Title ¹	Industry code	Product code	Index base	Unadjusted index ²				
				Sept. 2021	Oct. 2021 ^P	Nov. 2021 ^P	Dec. 2021 ^P	Jan. 2022 ^P
Logging.....	1133		12/81	215.876	215.422	213.062	214.757	216.326
Logging.....	11331		12/81	215.876	215.422	213.062	214.757	216.326
Logging.....	113310		12/81	216.006	215.552	213.190	214.886	216.456
Primary products.....		113310-P	12/81	224.523	224.051	221.596	223.359	224.991
Secondary products and miscellaneous receipts.....		113310-SM						
Miscellaneous receipts.....		113310-M	06/86	181.984	184.467	185.987	186.547	189.668
Mining								
Total mining industries.....			12/84	220.919	244.336	247.237	226.535	226.003
Oil and gas extraction.....	211		12/85	219.383	261.587	265.161	229.162	218.771
Oil and gas extraction.....	2111		12/85	219.383	261.587	265.161	229.162	218.771
Crude petroleum and natural gas extraction.....	211111		06/02	220.574	262.600	268.449	233.231	216.895
Primary products.....		211111-P	06/84	194.287	231.305	236.457	205.436	191.047
Crude petroleum.....		211111-1	06/84	210.518	239.938	242.475	211.141	244.161
Natural gas (from the wellhead).....		211111-3	06/84	157.799	197.166	203.999	176.822	122.841
Natural gas liquids extraction.....	211112		06/02	208.965	251.193	243.348	204.187	223.664
Primary products.....		211112-P	06/02	208.026	250.064	242.254	203.270	222.659
Natural gas liquids.....		211112-1	06/84	266.813	305.917	275.514	222.220	253.617
Isopentane and natural gasoline.....		211112-11	06/84	286.089	324.850	309.627	280.185	322.802
Propane.....		211112-12	06/84	296.131	337.189	289.847	214.264	241.839
Butane.....		211112-13	06/84	264.019	299.283	266.704	222.241	257.589
Plant condensate, ethane, gas mixtures, and other natural gas liquids.....		211112-14	06/96	246.831	285.784	260.774	210.490	239.664
Residue gas shipped from natural gas liquids plants.....		211112-3	06/84	163.390	210.942	224.810	197.420	206.245
Mining (except oil & gas).....	212		12/03	265.819	259.486	263.790	260.203	281.889
Coal mining.....	2121		12/85	196.769	192.580	193.781	192.893	226.588
Coal mining.....	21211		12/01	211.993	207.480	208.774	207.817	244.119
Bituminous coal and lignite surface mining.....	212111		12/01	179.843	182.440	182.145	183.207	186.529
Primary products.....		212111-P	12/01	179.630	181.889	181.438	182.971	186.044
Raw bituminous coal and lignite from surface mining operations.....		212111-1	12/01	152.674	155.097	150.248	158.482	-
Raw bituminous coal and lignite from surface operations, for use without processing.....		212111-11	12/01	260.905	301.828	276.838	276.627	-
Processed bituminous coal and lignite from surface operations.....		212111-3	12/01	187.854	190.076	190.859	190.515	194.462
Processed bituminous coal and lignite from surface operations (wet-washing or other method).....		212111-31	12/01	154.680	156.966	156.376	156.973	162.556
Processed bituminous coal and lignite (mechanically crushed, screened, or sized only).....		212111-35	12/11	120.778	122.005	123.054	122.444	123.949
Bituminous coal underground mining.....	212112		12/01	239.169	224.351	227.774	223.735	306.542
Primary products.....		212112-P	12/01	239.492	224.417	227.900	223.790	307.299
Processed bituminous coal shipped from underground operations.....		212112-3	12/01	273.023	255.838	259.808	255.123	350.324
Processed bituminous coal washed by wet-washing, pneumatic, or other methods.....		212112-31	12/01	268.878	247.351	245.636	244.021	350.663
Processed bituminous coal mechanically crushed, screened, or sized only.....		212112-32	12/01	275.239	279.785	310.523	291.544	326.283
Secondary products and miscellaneous receipts.....		212112-SM						
Anthracite mining.....	212113		12/79	307.508	307.508	319.192	330.649	330.649
Primary products.....		212113-P	12/79	298.786	298.786	310.660	322.311	322.311
Processed anthracite.....		212113-3	12/79	362.840	362.840	379.911	394.159	394.159
Secondary products and miscellaneous receipts.....		212113-SM2						
Metal ore mining.....	2122		12/84	430.587	410.051	425.079	410.501	431.257
Iron ore mining.....	21221		12/84	187.637	187.637	189.599	187.592	186.718
Iron ore mining.....	212210		12/84	187.637	187.637	189.599	187.592	186.718
Primary products.....		212210-P	12/84	192.140	192.140	194.149	192.094	191.198
Iron ore (including crude, concentrates, agglomerates and pellets).....		212210-0	12/97	199.194	199.194	201.276	199.146	198.218
Copper, nickel, lead & zinc mining.....	21223		06/88	465.996	435.679	471.982	434.729	466.129
Copper, nickel, lead and zinc mining.....	212230		06/88	479.931	448.746	486.097	447.773	480.067
Primary products.....		212230-P	12/03	429.351	397.587	434.704	396.283	429.565
Secondary products and miscellaneous receipts.....		212230-SM						
Other metal ore mining.....	21229		12/85	1,012.076	898.446	898.446	898.446	975.698
Other metal ore mining.....	212290		12/85	3,340.568	2,965.754	2,965.754	2,965.754	3,220.572
Primary products.....		212290-P	12/03	2,585.366	2,291.234	2,291.234	2,291.234	2,491.201
Other metal ores, including uranium.....		212290-1	12/03	2,585.366	2,291.234	2,291.234	2,291.234	2,491.201
Secondary products and miscellaneous receipts.....		212290-SM2						
Nonmetallic mineral mining & quarrying.....	2123		12/84	309.785	310.487	311.871	312.291	320.067

See footnotes at end of table.

Table 11. Producer price indexes for net output of selected industries and their products, not seasonally adjusted — Continued
[January 2022]

Title ¹	Industry code	Product code	Index base	Unadjusted index ²				
				Sept. 2021	Oct. 2021 ^P	Nov. 2021 ^P	Dec. 2021 ^P	Jan. 2022 ^P
Stone mining & quarrying.....	21231		12/84	341.201	339.901	341.009	340.667	360.652
Dimension stone mining and quarrying.....	212311		06/85	265.554	265.554	265.554	265.554	278.169
Primary products.....		212311-P	06/85	251.943	251.943	251.943	251.943	265.884
Dimension stone.....		212311-0	06/85	251.943	251.943	251.943	251.943	265.884
Secondary products and miscellaneous receipts.....		212311-SM						
Crushed and broken limestone mining.....	212312		12/83	345.351	344.234	345.643	345.561	366.398
Primary products.....		212312-P	12/83	351.299	350.111	351.609	351.522	373.608
Crushed and broken limestone.....		212312-0	12/83	351.299	350.111	351.609	351.522	373.608
Secondary products and miscellaneous receipts.....		212312-SM						
Crushed and broken granite mining.....	212313		12/83	451.959	452.602	453.181	452.361	469.119
Primary products.....		212313-P	12/83	455.407	456.072	456.672	451.915	469.265
Crushed and broken granite.....		212313-0	12/83	455.407	456.072	456.672	451.915	469.265
Secondary products and miscellaneous receipts.....		212313-SM						
Other crushed and broken stone mining.....	212319		12/83	300.812	296.910	297.542	296.310	319.338
Primary products.....		212319-P	12/83	303.346	301.259	301.349	301.230	324.528
Bituminous limestone and sandstone, and other crushed and broken stone.....		212319-0	12/83	303.346	301.259	301.349	301.230	324.528
Secondary products and miscellaneous receipts.....		212319-SM						
Sand/gravel/clay/refractory minerals mining.....	21232		12/03	202.423	203.700	203.774	204.484	208.743
Construction sand and gravel mining.....	212321		06/82	419.267	422.911	423.607	424.104	431.209
Primary products.....		212321-P	06/82	427.637	431.360	431.665	432.124	438.892
Construction sand and gravel (run of pit/bank, washed, screened, etc).....		212321-0	06/82	427.637	431.360	431.665	432.124	438.892
Construction sand and gravel, Midwest.....		212321-02	12/12	156.299	160.062	160.269	160.009	163.184
Construction sand and gravel, West.....		212321-04	12/12	151.014	151.181	151.261	151.761	154.493
Secondary products and miscellaneous receipts.....		212321-SM						
Miscellaneous receipts.....		212321-M	06/82	413.081	413.081	413.081	413.081	418.526
Industrial sand mining.....	212322		06/82	277.056	277.056	277.056	277.056	284.612
Primary products.....		212322-P	06/82	280.766	280.766	280.766	280.766	288.423
Other industrial sand.....		212322-9	06/82	165.491	165.491	165.491	165.491	173.047
All other industrial sand.....		212322-92	12/12	150.895	150.895	150.895	150.895	157.785
Kaolin and ball clay mining.....	212324		06/84	231.883	231.883	231.883	231.883	240.276
Primary products.....		212324-P	06/84	229.989	229.989	229.989	229.989	238.314
Kaolin and ball clay.....		212324-0	06/84	229.989	229.989	229.989	229.989	238.314
Clay, ceramic, and refractory minerals mining.....	212325		06/84	220.917	222.361	220.080	228.298	233.883
Primary products.....		212325-P	06/84	225.480	226.952	224.554	232.990	238.739
Bentonite.....		212325-5	06/84	186.881	187.122	187.122	187.122	198.433
Secondary products and miscellaneous receipts.....		212325-SM						
Other nonmetallic mineral mining & quarrying.....	21239		12/84	243.256	245.820	249.257	250.134	237.964
Potash, soda, and borate mineral mining.....	212391		12/84	294.601	300.655	305.255	308.620	278.768
Primary products.....		212391-P	12/84	294.546	300.618	305.186	308.571	278.662
Sodium carbonate and sulfate.....		212391-3	12/84	203.058	207.953	206.846	211.887	183.660
Secondary products and miscellaneous receipts.....		212391-SM1						
Other chemical and fertilizer mineral mining.....	212393		12/89	208.373	209.320	212.846	208.326	212.770
Primary products.....		212393-P	12/89	202.774	203.716	207.225	203.516	207.939
Rock salt.....		212393-3	12/84	399.750	401.704	408.982	401.661	410.390
Secondary products and miscellaneous receipts.....		212393-SM						
All other nonmetallic mineral mining.....	212399		06/85	318.687	315.281	317.911	318.651	327.799
Primary products.....		212399-P	06/85	323.515	320.058	322.728	323.478	332.766
All other nonmetallic minerals.....		212399-A	06/85	323.515	320.058	322.728	323.478	332.766
Mining support activities.....	213		06/09	107.519	108.562	108.720	109.885	113.211
Mining support activities.....	2131		06/09	107.519	108.562	108.720	109.885	113.211
Mining support activities.....	21311		06/09	107.519	108.562	108.720	109.885	113.211
Drilling oil and gas wells.....	213111		12/85	325.247	326.367	330.128	339.845	355.327
Primary services.....		213111-P	12/85	323.037	324.150	327.885	337.536	352.913
Oil and gas well directional drilling control.....		213111-03	12/03	111.527	111.744	114.318	117.657	117.657
Drilling oil and gas wells, including drilling in, spudding in or tailing in.....		213111-04	12/85	310.819	312.006	315.809	326.609	345.450
Reworking oil and gas wells.....		213111-05	12/92	372.802	373.710	373.710	374.957	378.467
Support activities for oil and gas operations.....	213112		12/85	189.825	192.121	191.828	192.872	198.085
Primary services.....		213112-P	12/85	192.007	194.254	193.754	194.843	200.239
Oil and gas field support services.....		213112-0	12/85	192.007	194.254	193.754	194.843	200.239
Secondary products and miscellaneous receipts.....		213112-SM						
Support activities for coal mining.....	213113		06/85	198.741	199.645	199.651	200.703	202.229
Primary services.....		213113-P	06/85	200.458	201.371	201.377	202.438	203.977

See footnotes at end of table.

Table 11. Producer price indexes for net output of selected industries and their products, not seasonally adjusted — Continued
[January 2022]

Title ¹	Industry code	Product code	Index base	Unadjusted index ²				
				Sept. 2021	Oct. 2021 ^P	Nov. 2021 ^P	Dec. 2021 ^P	Jan. 2022 ^P
Support activities for coal mining - Continued								
Coal mining services.....		213113-0	06/85	200.458	201.371	201.377	202.438	203.977
Support activities for metal mining.....	213114		12/85	204.900	204.900	204.900	204.900	204.900
Primary services.....		213114-P	12/85	207.290	207.290	207.290	207.290	207.290
Metal mining services.....		213114-0	12/85	207.290	207.290	207.290	207.290	207.290
Support activities for nonmetallic minerals (except fuels) mining.....	213115		06/85	146.044	146.044	146.044	146.044	146.044
Primary services.....		213115-P	06/85	140.563	140.563	140.563	140.563	140.563
Nonmetallic minerals (except fuels) mining support activity.....		213115-0	06/85	140.563	140.563	140.563	140.563	140.563
Utilities.....	221		12/03	173.823	176.927	177.949	171.802	172.657
Electric power generation, transmission, and distribution.....	2211		12/03	174.885	174.995	171.836	165.077	166.912
Electric power generation.....	22111		12/03	187.206	190.983	180.247	162.739	169.009
Electric power generation.....	221110		12/03	187.185	190.963	180.228	162.722	168.992
Primary products.....		221110-P	12/03	191.069	194.144	182.975	164.937	171.595
Utilities.....		221110-4	12/03	183.238	202.074	188.829	172.863	178.822
Non-utilities.....		221110-5	12/03	181.896	168.342	160.337	141.784	148.564
Secondary products and miscellaneous receipts.....		221110-SM						
Electric power transmission, control, and distribution.....	22112		12/03	167.922	166.501	166.524	164.308	164.284
Electric bulk power transmission and control.....	221121		12/03	194.168	194.746	196.886	197.058	199.211
Primary products.....		221121-P	12/03	194.608	195.188	197.332	197.505	199.663
Electric bulk power transmission and control.....		221121-3	12/03	194.608	195.188	197.332	197.505	199.663
Electric power distribution.....	221122		12/03	167.066	165.573	165.515	163.200	163.083
Primary products.....		221122-P	12/90	198.929	192.594	191.350	190.448	194.495
Residential electric power.....		221122-41	12/90	194.071	189.470	188.942	189.499	192.767
New England.....		221122-411	12/90	166.366	171.995	171.995	171.995	187.469
Middle Atlantic.....		221122-412	12/90	159.732	158.118	154.704	159.042	156.410
East North Central.....		221122-413	12/90	199.473	185.785	186.517	185.947	184.438
West North Central.....		221122-414	12/90	169.488	151.838	151.757	149.462	150.867
South Atlantic.....		221122-415	12/90	183.055	175.375	176.565	177.368	181.420
East South Central.....		221122-416	12/90	211.342	206.995	209.446	212.919	214.733
West South Central.....		221122-417	12/90	206.568	202.991	200.175	197.912	200.115
Mountain.....		221122-418	12/90	162.132	162.837	158.074	157.978	158.944
Pacific.....		221122-419	12/90	255.659	263.850	265.011	265.296	278.757
Commercial electric power.....		221122-42	12/90	194.769	186.429	184.457	182.028	185.143
New England.....		221122-421	12/90	212.481	211.006	211.006	211.006	229.475
Middle Atlantic.....		221122-422	12/90	163.446	156.771	152.905	158.209	152.772
East North Central.....		221122-423	12/90	185.672	174.796	176.498	174.602	174.024
West North Central.....		221122-424	12/90	157.347	145.356	144.874	141.605	142.574
South Atlantic.....		221122-425	12/90	148.891	147.485	147.516	148.590	154.203
East South Central.....		221122-426	12/90	191.650	188.103	184.547	190.547	193.817
West South Central.....		221122-427	12/90	216.215	207.370	199.016	197.757	199.746
Mountain.....		221122-428	12/90	134.881	136.335	133.624	134.020	135.464
Pacific.....		221122-429	12/90	317.110	289.046	287.922	257.997	271.177
Industrial electric power.....		221122-43	12/90	219.977	213.375	211.795	210.274	218.464
New England.....		221122-431	12/90	123.468	129.233	134.149	144.382	218.055
Middle Atlantic.....		221122-432	12/90	181.294	189.569	186.110	192.290	189.685
East North Central.....		221122-433	12/90	306.534	283.826	286.798	282.983	283.563
West North Central.....		221122-434	12/90	186.171	170.142	163.371	164.029	163.077
South Atlantic.....		221122-435	12/90	147.605	146.959	147.282	148.043	149.749
East South Central.....		221122-436	12/90	182.530	176.889	176.027	178.864	183.912
West South Central.....		221122-437	12/90	253.723	243.764	244.723	244.461	246.433
Mountain.....		221122-438	12/90	167.648	192.854	182.618	176.094	176.362
Pacific.....		221122-439	12/90	285.038	253.065	249.663	228.897	240.152
Transportation electric power.....		221122-45	12/10	120.135	117.873	117.556	118.331	122.038
Secondary products and miscellaneous receipts.....		221122-SM						
Miscellaneous receipts.....		221122-M	12/90	187.816	187.782	187.899	187.552	189.322
Natural gas distribution.....	2212		12/03	149.169	163.681	181.029	178.018	174.937
Natural gas distribution.....	22121		12/03	149.169	163.681	181.029	178.018	174.937
Natural gas distribution.....	221210		12/03	149.119	163.633	180.989	177.976	174.884
Primary products.....		221210-P	12/90	244.750	269.466	299.765	294.468	287.939
Natural gas to ultimate consumers.....		221210-11	12/90	242.292	269.933	304.533	298.284	288.484
Residential natural gas.....		221210-112	12/90	248.819	258.491	264.972	265.516	266.793
New England residential natural gas.....		221210-1121	06/12	125.563	128.031	155.765	158.226	155.191
Middle Atlantic residential natural gas.....		221210-1122	06/12	132.933	136.606	136.533	139.571	140.192
East North Central residential natural gas.....		221210-1123	06/12	148.976	150.206	152.911	148.106	144.742

See footnotes at end of table.

Table 11. Producer price indexes for net output of selected industries and their products, not seasonally adjusted — Continued
 [January 2022]

Title ¹	Industry code	Product code	Index base	Unadjusted index ²				
				Sept. 2021	Oct. 2021 ^P	Nov. 2021 ^P	Dec. 2021 ^P	Jan. 2022 ^P
Natural gas distribution - Continued								
West North Central residential natural gas.....		221210-1124	06/12	135.058	144.087	142.489	148.039	145.156
South Atlantic residential natural gas.....		221210-1125	06/12	122.054	131.390	132.552	130.470	128.577
East South Central residential natural gas.....		221210-1126	06/12	117.628	118.926	128.219	132.026	133.880
West South Central residential natural gas.....		221210-1127	06/12	169.181	176.951	186.275	185.079	182.229
Mountain residential natural gas.....		221210-1128	06/12	136.051	144.416	148.715	149.493	151.666
Pacific residential natural gas.....		221210-1129	06/12	146.620	156.084	157.169	159.831	174.168
Commercial natural gas.....		221210-113	12/90	238.405	254.684	267.174	266.653	269.664
New England commercial natural gas.....		221210-1131	06/12	121.382	126.443	159.433	162.972	159.915
Middle Atlantic commercial natural gas.....		221210-1132	06/12	122.535	127.616	127.874	129.078	129.634
East North Central commercial natural gas.....		221210-1133	06/12	146.533	151.981	158.138	153.954	152.514
West North Central commercial natural gas.....		221210-1134	06/12	146.622	160.649	156.584	157.865	149.607
South Atlantic commercial natural gas.....		221210-1135	06/12	118.943	130.167	132.913	128.501	128.542
East South Central commercial natural gas.....		221210-1136	06/12	120.632	125.364	131.734	132.738	131.038
West South Central commercial natural gas.....		221210-1137	06/12	181.972	193.089	214.232	209.386	205.985
Mountain commercial natural gas.....		221210-1138	06/12	132.287	142.471	147.809	148.541	151.284
Pacific commercial natural gas.....		221210-1139	06/12	148.004	168.403	180.404	188.010	212.582
Industrial natural gas.....		221210-114	12/90	196.047	222.211	231.175	227.144	218.763
New England industrial natural gas.....		221210-1141	09/16	116.112	124.080	162.420	166.862	161.929
Middle Atlantic industrial natural gas.....		221210-1142	09/16	129.650	159.062	160.063	158.056	152.012
East North Central industrial natural gas.....		221210-1143	06/12	160.071	164.874	170.254	167.231	172.628
West North Central industrial natural gas.....		221210-1144	06/12	138.226	149.133	147.801	156.922	150.051
South Atlantic industrial natural gas.....		221210-1145	09/16	131.145	144.827	148.104	149.451	145.286
East South Central industrial natural gas.....		221210-1146	09/16	121.433	125.334	140.910	144.565	142.546
West South Central industrial natural gas.....		221210-1147	09/16	141.655	184.738	190.941	175.012	153.068
Mountain industrial natural gas.....		221210-1148	09/16	116.753	118.991	127.695	128.463	129.795
Pacific industrial natural gas.....		221210-1149	09/16	103.867	110.929	116.183	120.903	123.272
To electric power.....		221210-115	12/90	208.084	254.210	323.675	309.109	284.808
Delivered to ultimate consumers for the account of others (transportation only).....		221210-12	12/90	228.285	233.996	237.080	237.643	249.789
Industrial consumer.....		221210-122	12/90	214.296	213.082	215.243	215.632	236.486
Other consumers.....		221210-123	12/90	475.894	496.535	503.939	505.296	518.058
Secondary products and miscellaneous receipts.....		221210-SM						
Miscellaneous receipts.....		221210-M	12/90	191.108	191.880	194.972	195.364	194.776
Construction industries								
New industrial building construction.....	236211		06/07	146.442	157.669	158.406	159.068	165.842
Primary products.....		236211-P	06/07	146.442	157.669	158.406	159.068	165.842
New warehouse building construction.....	236221		12/04	172.998	195.694	195.096	195.304	207.798
Primary products.....		236221-P	12/04	172.998	195.694	195.096	195.304	207.798
New school building construction.....	236222		12/05	180.448	190.069	190.295	190.215	195.770
Primary products.....		236222-P	12/05	180.448	190.069	190.295	190.215	195.770
New office building construction.....	236223		06/06	157.570	165.670	166.243	167.448	173.868
Primary products.....		236223-P	06/06	157.570	165.670	166.243	167.448	173.868
New health care building construction.....	236224		06/12	125.754	131.881	133.069	133.150	137.064
Primary products.....		236224-P	06/12	125.754	131.881	133.069	133.150	137.064
Concrete contractors, nonresidential building work.....	23811X		12/07	145.919	161.462	161.527	161.867	164.717
Primary products.....		23811X-P	12/07	145.919	161.462	161.527	161.867	164.717
Roofing contractors, nonresidential building work.....	23816X		12/07	152.751	155.002	155.582	156.401	163.751
Primary products.....		23816X-P	12/07	152.751	155.002	155.582	156.401	163.751
Electrical contractors, nonresidential building work.....	23821X		12/07	138.126	143.193	144.408	144.617	146.536
Primary products.....		23821X-P	12/07	138.126	143.193	144.408	144.617	146.536
Plumbing, heating and air-conditioning contractors, nonresidential building work.....	23822X		12/07	146.901	147.905	149.129	150.024	151.287
Primary products.....		23822X-P	12/07	146.901	147.905	149.129	150.024	151.287
Manufacturing								
Total manufacturing industries.....			12/84	221.869	225.439	227.057	226.353	230.733
Food mfg.....	311		12/84	231.889	229.403	229.523	229.421	233.695
Animal food mfg.....	3111		12/03	190.588	190.064	191.169	193.479	198.376
Animal food mfg.....	31111		12/03	191.685	191.158	192.270	194.593	199.518
Dog and cat food manufacturing.....	311111		12/85	243.775	243.800	244.052	245.305	251.150
Primary products.....		311111-P	12/85	247.342	247.342	247.636	248.314	253.916
Dog food.....		311111-1	12/85	261.524	261.524	261.849	262.567	269.602
Canned dog food.....		311111-11	12/98	178.686	178.686	178.686	178.271	179.366
Dry and semi moist dog food.....		311111-14	12/11	124.404	124.404	124.620	125.212	129.588
Cat food.....		311111-4	12/85	224.396	224.396	224.629	225.242	227.784

See footnotes at end of table.

Table 11. Producer price indexes for net output of selected industries and their products, not seasonally adjusted — Continued
[January 2022]

Title ¹	Industry code	Product code	Index base	Unadjusted index ²				
				Sept. 2021	Oct. 2021 ^P	Nov. 2021 ^P	Dec. 2021 ^P	Jan. 2022 ^P
Dog and cat food manufacturing - Continued								
Canned cat food.....		311111-44	12/11	132.592	132.592	132.592	132.596	133.508
Dry and semi moist cat food.....		311111-45	12/98	191.658	191.658	192.175	193.526	197.060
Secondary products and miscellaneous receipts.....		311111-SM						
Miscellaneous receipts.....		311111-M1	12/10	132.862	132.862	132.862	135.762	140.190
Other animal food manufacturing.....	311119		12/80	219.590	218.539	220.556	224.304	230.218
Primary products.....		311119-P	12/80	214.686	213.426	215.571	219.290	225.378
Complete swine feed, supplements, concentrates, and premixes.....		311119-B	12/11	135.236	136.263	138.882	142.519	147.315
Complete beef cattle feed, supplements, concentrates, and premixes.....		311119-H	12/11	117.806	117.837	119.322	121.229	123.807
Poultry, exc. chicken and turkey, and livestock, exc. cattle and swine, feed.....		311119-N	12/80	308.020	309.316	317.144	319.365	322.878
Pet (excluding dog and cat), laboratory, and fur animal feed.....		311119-R	06/91	223.128	225.542	226.610	228.456	232.419
Chicken and turkey feed, supplements, concentrates, and premixes.....		311119-I	12/80	176.918	171.776	172.565	175.951	182.793
Complete dairy cattle feed, supplements, concentrates, and premixes.....		311119-5	12/11	112.117	114.022	115.481	117.290	119.505
Other prepared animal feeds, including feeding materials and adjuncts.....		311119-9	12/80	270.045	267.556	266.319	270.382	276.449
Secondary products and miscellaneous receipts.....		311119-SM						
Miscellaneous receipts.....		311119-M	12/80	243.301	245.241	244.822	246.459	248.432
Secondary products.....		311119-S	12/80	320.513	324.545	325.297	340.059	344.130
Grain & oilseed milling.....	3112		12/03	171.268	174.855	175.201	173.324	176.129
Flour milling & malt mfg.....	31121		12/03	186.899	193.639	196.085	196.616	195.491
Flour milling.....	311211		06/83	221.657	231.666	235.149	235.896	233.722
Primary products.....		311211-P	06/83	225.397	234.814	238.358	238.826	236.228
Prepared flour mixes, including refrigerated and frozen doughs and batters, made in flour mills.....		311211-A	06/83	218.376	219.096	219.341	219.457	221.907
Wheat flour (except flour mixes), made in flour mills.....		311211-1	06/83	247.619	257.586	262.733	261.824	257.348
Wheat mill products, except flour.....		311211-4	06/83	125.836	134.673	133.067	134.634	130.839
Corn mill products.....		311211-7	06/83	180.503	186.161	187.200	189.408	191.157
Other grain mill products.....		311211-9	06/83	285.458	313.129	316.397	328.636	332.695
Secondary products and miscellaneous receipts.....		311211-SM						
Miscellaneous receipts.....		311211-M	06/92	155.779	169.970	173.920	175.984	183.206
Rice milling.....	311212		06/84	195.780	197.552	199.013	199.459	200.266
Primary products.....		311212-P	06/84	195.055	196.763	198.227	198.670	199.414
Milled rice and byproducts.....		311212-0	12/03	187.836	189.481	190.890	191.317	192.033
Milled rice (incl second heads, screenings, brewers, bran, sharps, rice flour, and byproducts).....		311212-04	06/03	223.960	224.734	227.224	227.175	227.184
Head rice not packaged with other ingredients.....		311212-06	12/11	108.863	109.959	110.676	110.891	111.331
Secondary products and miscellaneous receipts.....		311212-SM						
Malt manufacturing.....	311213		06/85	163.961	166.758	166.835	166.521	167.328
Primary products.....		311213-P	06/85	163.732	163.768	163.851	163.516	164.308
Malt and malt byproducts.....		311213-0	06/85	163.732	163.768	163.851	163.516	164.308
Secondary products and miscellaneous receipts.....		311213-SM1						
Starch & vegetable fats & oils mfg.....	31122		12/03	175.334	178.633	178.345	174.570	179.182
Wet corn milling.....	311221		06/85	217.016	222.743	216.131	216.752	221.476
Primary products.....		311221-P	06/85	231.187	238.013	228.991	229.592	234.145
Wet process corn byproducts.....		311221-A	06/85	246.770	272.312	270.366	262.285	276.884
Corn sweeteners, made by wet milling.....		311221-1	06/85	219.128	218.396	198.801	202.078	203.835
Manufactured starch, made by wet milling.....		311221-4	06/85	252.040	264.554	255.267	256.051	256.377
Secondary products and miscellaneous receipts.....		311221-SM						
Soybean and other oilseed processing.....	311224		12/11	106.056	106.386	106.880	104.870	107.330
Primary products.....		311224-P	12/11	99.560	98.638	99.219	97.341	100.256
Cottonseed cake, meal, hulls, and other byproducts.....		311224-B	06/85	487.055	498.299	510.171	527.555	532.873
Cottonseed cake and meal.....		311224-B1	12/11	95.064	98.155	101.529	106.171	107.803
Soybean oil.....		311224-3	12/79	237.308	235.275	234.343	218.022	220.223
Crude soybean oil, degummed, made from soybeans crushed in the same establishment.....		311224-31	05/88	186.216	184.000	186.091	184.476	180.830
Soybean oil, all other types.....		311224-32	12/03	308.064	305.873	302.618	273.318	280.070
Soybean cake, meal, and other byproducts.....		311224-4	12/79	123.630	122.508	122.675	123.506	129.698
Soybean cake and meal.....		311224-41	12/09	86.488	84.934	85.020	86.397	90.334
Other soybean products, including isolates and concentrates.....		311224-42	12/09	147.328	162.542	163.402	147.287	163.152
Cotton linters.....		311224-7	06/85	100.478	102.132	103.964	122.495	126.232
Other crude and refined vegetable oils and other vegetable mill products.....		311224-9	12/11	177.525	173.679	186.001	193.933	196.544
Other crude vegetable oils, including linseed, peanut, sunflower, safflower, etc.....		311224-91	01/99	341.069	332.075	363.851	383.449	386.247
Other vegetable oil mill products, including all oil seed cake and meal.....		311224-93	12/85	298.099	295.728	293.074	291.188	289.806
Secondary products and miscellaneous receipts.....		311224-SM						
Miscellaneous products.....		311224-M	12/11	100.613	92.971	83.586	87.742	90.256
Fats and oils refining and blending.....	311225		12/81	338.590	350.757	354.066	339.036	351.328

See footnotes at end of table.

Table 11. Producer price indexes for net output of selected industries and their products, not seasonally adjusted — Continued
[January 2022]

Title ¹	Industry code	Product code	Index base	Unadjusted index ²				
				Sept. 2021	Oct. 2021 ^P	Nov. 2021 ^P	Dec. 2021 ^P	Jan. 2022 ^P
Fats and oils refining and blending - Continued								
Primary products.....		311225-P	12/81	365.194	380.335	383.731	367.907	384.806
Shortening and cooking oils.....		311225-2	12/81	352.653	368.444	371.610	354.800	372.711
Margarine, butter blends, and butter substitutes.....		311225-4	02/04	134.641	136.623	138.225	137.098	138.429
Secondary products and miscellaneous receipts.....		311225-SM						
Secondary products.....		311225-S	02/04	141.445	138.762	141.629	130.428	121.564
Breakfast cereal manufacturing.....	31123		12/03	138.584	138.577	138.545	140.146	141.853
Breakfast cereal manufacturing.....	311230		12/83	230.513	230.502	230.448	233.110	235.950
Primary products.....		311230-P	12/83	243.653	243.640	243.574	243.585	243.624
Breakfast cereal.....		311230-1	12/83	242.402	242.389	242.323	242.335	242.373
Secondary products and miscellaneous receipts.....		311230-SM						
Sugar & confectionery product mfg.....	3113		12/84	216.694	219.340	221.595	222.592	225.476
Sugar mfg.....	31131		12/03	159.705	161.794	162.387	164.652	162.696
Beet sugar manufacturing.....	311313		06/82	163.344	163.958	163.452	166.786	166.487
Primary products.....		311313-P	06/82	166.701	167.757	167.229	170.292	170.167
Beet sugar.....		311313-0	06/82	169.494	170.567	170.030	173.145	173.017
Secondary products and miscellaneous receipts.....		311313-SM1						
Cane sugar manufacturing.....	311314		12/11	98.791	100.675	101.472	102.478	100.613
Primary products.....		311314-P	12/11	98.776	100.636	101.465	102.541	100.623
Raw cane sugar and sugarcane mill products and byproducts.....		311314-1	06/82	171.701	180.265	181.582	184.236	178.563
Refined granulated cane sugar and byproducts.....		311314-3	06/82	222.494	222.313	224.280	226.064	223.660
Secondary products and miscellaneous receipts.....		311314-SM						
Nonchocolate confectionery mfg.....	31134		12/03	157.912	159.441	163.028	163.951	165.779
Nonchocolate confectionery manufacturing.....	311340		12/03	157.865	159.393	162.978	163.902	165.729
Primary products.....		311340-P	12/03	158.829	160.532	164.270	164.980	166.912
Nonchocolate-type confectioneries, made and packaged for shipment.....		311340-1	06/83	239.881	242.017	245.193	246.465	249.726
Other confectionery-type products.....		311340-7	06/91	197.974	199.241	200.588	204.147	204.147
Secondary products and miscellaneous receipts.....		311340-SM						
Secondary products.....		311340-S	12/03	166.296	166.877	168.549	171.363	172.866
Chocolate and confectionery manufacturing.....	31135		12/11	108.318	109.766	110.633	110.399	113.705
Chocolate and confectionery mfg. from cacao.....	311351		12/11	118.659	120.132	121.161	120.182	124.422
Primary products.....		311351-P	12/11	116.366	117.999	119.141	118.055	122.757
Chocolate/chocolate-type confectionery prods., cacao beans.....		311351-4	12/11	121.365	121.365	121.365	121.365	121.365
Other chocolate and cocoa products, made from cacao beans.....		311351-7	12/11	111.041	108.997	111.641	109.398	117.552
Secondary products and miscellaneous receipts.....		311351-SM1						
Confectionery mfg. from purchased chocolate.....	311352		12/11	103.888	105.333	106.134	106.218	109.143
Primary products.....		311352-P	12/11	104.035	105.706	106.567	106.650	110.042
Chocolate/confectionery products, made from purchased chocolate, not retailed...		311352-1	12/11	102.459	104.263	105.178	105.266	108.869
Chocolate/confectionery products, made from purchased chocolate, retailed.....		311352-2	12/11	130.658	130.198	130.198	130.198	130.198
Secondary products and miscellaneous receipts.....		311352-SM						
Miscellaneous receipts.....		311352-M	12/11	126.845	126.845	126.845	126.845	126.845
Secondary products.....		311352-S	12/11	-	-	95.214	95.337	95.876
Fruit & vegetable preserving & specialty food mfg.....	3114		12/84	198.788	199.867	200.237	201.457	205.145
Frozen food manufacturing.....	31141		12/03	140.717	141.305	141.852	142.341	144.517
Frozen fruit and vegetable manufacturing.....	311411		06/81	263.994	265.077	265.739	266.663	270.629
Primary products.....		311411-P	06/81	237.312	239.740	241.072	241.710	244.167
Frozen fruits, juices, ades, drinks, and cocktails.....		311411-1	06/81	218.969	226.829	229.222	229.899	230.053
Frozen fruits.....		311411-11	12/90	282.448	300.819	303.299	303.065	303.425
Frozen vegetables.....		311411-4	06/81	252.929	253.596	254.617	255.267	258.608
Frozen vegetables, other than potato products.....		311411-47	12/11	121.578	121.678	122.289	123.252	125.838
Frozen potato products (French-fried, patties, puffs, etc.).....		311411-48	12/11	110.201	110.649	111.009	110.827	111.583
Secondary products and miscellaneous receipts.....		311411-SM						
Miscellaneous receipts.....		311411-M	06/97	312.420	289.104	273.561	281.362	308.563
Frozen specialty food manufacturing.....	311412		12/82	164.662	165.389	166.237	166.802	169.380
Primary products.....		311412-P	12/82	167.668	168.207	169.331	169.881	172.432
Frozen dinners (beef, pork, and poultry pies) and nationality foods, incl. frozen pizza.....		311412-1	12/82	156.227	157.413	158.326	158.988	161.792
Other frozen specialties, incl. all whipped topping, waffles, soups, etc., excluding seafood.....		311412-4	06/91	164.366	161.389	163.179	162.953	163.260
Secondary products and miscellaneous receipts.....		311412-SM						
Secondary products.....		311412-S	12/82	153.600	159.505	154.171	155.520	158.149
Fruit & vegetable canning, pickling & drying.....	31142		12/03	155.793	156.770	156.852	158.084	161.309
Fruit and vegetable canning.....	311421		06/81	226.606	228.956	229.056	232.046	235.768

See footnotes at end of table.

Table 11. Producer price indexes for net output of selected industries and their products, not seasonally adjusted — Continued
[January 2022]

Title ¹	Industry code	Product code	Index base	Unadjusted index ²				
				Sept. 2021	Oct. 2021 ^P	Nov. 2021 ^P	Dec. 2021 ^P	Jan. 2022 ^P
Fruit and vegetable canning - Continued								
Primary products.....		311421-P	06/81	227.113	229.680	229.640	232.813	236.403
Canned catsup and other tomato based sauces.....		311421-D	06/81	188.472	192.914	192.278	195.454	198.731
Canned jams, jellies, and preserves.....		311421-G	06/81	218.379	218.506	237.761	237.775	237.654
Canned and fresh fruit juices, nectars, and concentrates.....		311421-K	12/11	112.926	113.749	113.188	113.786	117.678
Pickles and other pickled products, including horseradish.....		311421-Q	06/81	270.630	270.954	270.954	291.249	291.769
Canned fruits, excluding baby foods.....		311421-I	06/81	265.535	268.536	267.239	268.844	270.194
Canned vegetables.....		311421-5	06/81	236.644	236.238	237.593	239.049	240.013
Secondary products and miscellaneous receipts.....		311421-SM						
Miscellaneous receipts.....		311421-M	06/81	130.725	133.316	131.142	130.190	121.880
Secondary products.....		311421-S	06/81	263.220	262.429	265.599	268.084	279.691
Specialty canning.....	311422		12/82	258.038	258.606	258.582	258.820	269.326
Primary products.....		311422-P	12/82	269.876	270.714	270.679	271.030	276.452
Canned baby foods and other canned specialty/nationality foods.....		311422-5	06/08	118.522	119.480	119.818	119.098	125.089
Canned soups and stews, excluding frozen and seafood.....		311422-6	12/82	350.692	351.145	350.854	352.021	358.788
Canned dry beans.....		311422-7	12/82	174.792	175.750	175.750	175.750	175.750
Secondary products and miscellaneous receipts.....		311422-SM						
Secondary products.....		311422-S	12/82	208.613	208.613	208.613	208.613	227.572
Dried and dehydrated food manufacturing.....	311423		12/82	257.154	256.666	257.086	257.047	258.755
Primary products.....		311423-P	12/82	271.365	270.668	270.767	270.632	270.632
Dried and dehydrated fruits and vegetables, incl. freeze-dried.....		311423-5	12/82	257.285	256.304	256.443	256.253	256.253
Secondary products and miscellaneous receipts.....		311423-SM						
Dairy product mfg.....	3115		12/84	210.635	213.065	215.813	220.452	226.883
Dairy product (except frozen) mfg.....	31151		12/03	150.542	152.358	154.406	157.989	162.833
Fluid milk manufacturing.....	311511		12/82	250.855	253.059	257.963	263.584	266.627
Primary products.....		311511-P	12/82	232.705	235.232	240.382	245.958	248.201
Yogurt, except frozen.....		311511-A	12/82	156.302	156.890	157.097	157.343	157.572
Perishable dairy product substitutes.....		311511-D	12/91	162.776	170.241	170.241	170.241	155.350
Fluid milk and cream, bulk sales.....		311511-1	12/91	177.913	180.383	186.837	196.189	202.971
Fluid milk and related products, packaged (incl. cartons, bottles, cans, etc.) excl. U.H.T.....		311511-5	12/82	248.456	250.628	257.553	263.978	267.775
Whole fluid milk, packaged, excluding U.H.T. and flavored.....		311511-51	12/82	230.800	233.627	239.968	246.666	250.133
Fluid milk, lowfat, incl. 2.0, 1.0, and 0.5 percent packaged, excl. U.H.T. and flavored.....		311511-52	12/82	262.762	265.102	273.833	279.965	282.375
Fat free or skim milk, packaged, excluding U.H.T. and flavored.....		311511-53	12/82	276.113	278.068	287.867	293.117	294.223
Other fluid milk related products, incl. heavy & light cream, unflavored sour cream, etc.....		311511-59	06/98	191.677	192.068	194.010	199.823	207.331
Cottage cheese (including bakers', pot, and farmers' cheese).....		311511-7	12/82	271.493	275.106	281.253	287.413	292.107
Other packaged milk products incl. flavored milks, eggnog, buttermilk etc.....		311511-9	12/91	238.578	240.178	243.842	250.262	253.476
Secondary products and miscellaneous receipts.....		311511-SM						
Miscellaneous receipts.....		311511-M	12/82	376.547	378.501	384.944	393.411	404.604
Secondary products.....		311511-S	12/82	223.399	222.769	223.475	225.934	228.859
Creamery butter manufacturing.....	311512		06/84	127.808	123.397	138.943	145.874	191.408
Primary products.....		311512-P	06/84	125.831	121.488	136.793	143.617	188.447
Creamery butter.....		311512-0	06/84	125.831	121.488	136.793	143.617	188.447
Cheese manufacturing.....	311513		06/81	188.788	193.118	191.521	195.562	199.879
Primary products.....		311513-P	06/81	172.013	175.929	174.060	177.831	181.829
Raw liquid whey.....		311513-A	12/04	235.525	240.440	244.214	254.188	261.482
Natural cheese (cheddar, Swiss, Italian, brick, cream, grated, dried etc.) excl. cottage cheese.....		311513-1	06/81	163.422	165.847	164.264	167.585	171.706
Natural cheese, except lowfat, shipped in consumer packages or containers (3 lbs. or less).....		311513-1111	12/04	129.973	129.879	129.904	130.019	131.035
Natural cheese, except lowfat, shipped in packages or containers (more than 3 lbs.) or bulk.....		311513-1121	12/04	108.217	111.172	109.266	113.059	117.628
Lowfat natural cheese, except cottage cheese, shipped in consumer packages (3 lbs. or less).....		311513-1131	06/10	106.897	107.040	107.023	107.314	107.392
Lowfat natural cheese, except cottage cheese, shipped in packages (more than 3 lbs.) or in bulk.....		311513-1141	06/10	120.002	124.407	121.485	128.308	131.673
Process cheese and related products.....		311513-4	06/81	167.735	178.208	175.173	180.268	182.774
Process cheese, shipped in consumer packages or containers (3 lbs. or less)...		311513-41	06/10	116.606	122.420	119.522	121.323	124.066
All other process cheese and related products.....		311513-49	06/10	119.638	128.409	126.944	132.123	133.023
Process cheese, shipped in packages or containers (more than 3 lbs.) or in bulk.....		311513-4921	06/10	115.396	115.982	121.027	126.465	123.412
Cheese food, spread, and other related products.....		311513-4961	12/11	98.606	113.477	106.003	109.840	114.388
Secondary products and miscellaneous receipts.....		311513-SM						
Miscellaneous receipts.....		311513-M	06/81	221.265	222.826	223.566	227.214	229.975
Secondary products.....		311513-S	06/81	234.738	241.447	242.761	247.300	252.753
Dry, condensed, and evaporated dairy products.....	311514		12/83	196.497	197.885	202.359	207.427	215.472

See footnotes at end of table.

Table 11. Producer price indexes for net output of selected industries and their products, not seasonally adjusted — Continued
 [January 2022]

Title ¹	Industry code	Product code	Index base	Unadjusted index ²				
				Sept. 2021	Oct. 2021 ^P	Nov. 2021 ^P	Dec. 2021 ^P	Jan. 2022 ^P
Dry, condensed, and evaporated dairy products - Continued								
Primary products.....		311514-P	12/83	234.205	235.236	239.174	242.766	253.127
Ice cream mixes and related products.....		311514-A	04/00	128.366	130.232	131.568	133.859	139.151
Dairy product substitutes.....		311514-D	06/92	161.875	161.904	167.026	167.052	167.058
Dry milk products and mixtures.....		311514-1	12/83	217.627	218.858	222.892	227.788	227.747
Milk products, shipped in consumer-type cans, excluding substitutes.....		311514-5	12/83	288.178	288.230	288.955	289.417	339.077
Concentrated milk products shipped in bulk (barrels, drums, and tanks).....		311514-7	12/83	146.182	149.424	156.996	162.902	171.443
Secondary products and miscellaneous receipts.....		311514-SM						
Secondary products.....		311514-S	12/83	90.363	92.190	96.910	103.914	106.141
Ice cream and frozen dessert mfg.....	31152		12/03	150.097	150.837	152.016	152.254	154.115
Ice cream and frozen dessert manufacturing.....	311520		06/83	241.174	242.363	244.258	244.642	247.632
Primary products.....		311520-P	06/83	243.397	244.580	246.281	246.440	249.500
Ice cream and frozen dessert manufacturing.....		311520-0	06/83	243.397	244.580	246.281	246.440	249.500
Ice cream, incl. custards (excl. lowfat and nonfat) shipped in bulk (containers 3 gal or more).....		311520-01	06/83	255.001	253.173	255.520	254.820	267.183
Ice cream, incl. custards (excl. lowfat and nonfat) shipped in sizes less than 3 gallons.....		311520-02	06/83	244.577	246.328	247.180	247.128	247.774
Ice cream, including custards (excluding lowfat and nonfat), novelty forms.....		311520-03	06/92	178.802	177.510	177.903	178.613	183.882
Ice cream, including custards, lowfat and nonfat.....		311520-04	12/98	141.285	141.645	142.411	142.411	142.512
Other frozen desserts (yogurt, sherbet, water ices, mellorine, frozen pudding, gelato, etc.).....		311520-05	12/98	181.857	185.931	190.093	190.122	191.208
Secondary products and miscellaneous receipts.....		311520-SM						
Miscellaneous receipts.....		311520-M	06/83	275.446	275.446	275.446	275.446	275.446
Secondary products.....		311520-S	06/83	177.702	179.738	184.664	187.371	191.720
Animal slaughtering & processing.....	31161		12/84	239.184	226.313	222.609	218.269	221.852
Animal, except poultry, slaughtering.....	311611		12/80	274.523	247.430	245.790	232.799	238.116
Primary products.....		311611-P	12/80	274.856	246.598	244.755	230.907	235.936
Pork, fresh/frozen, unprocessed, all cuts, except sausage, made in slaughtering plants.....		311611-A	12/80	167.755	156.898	147.217	141.917	132.857
Pork, processed or cured, not canned or made into sausage, made in slaughtering plants.....		311611-G	12/80	217.079	216.910	213.826	212.460	212.102
Fresh and processed sausage, deli, and cooked meats, made in slaughtering plants.....		311611-J	12/80	302.983	306.976	305.530	292.424	285.090
Hides, skins, and pelts, made in slaughtering plants.....		311611-Q	12/80	145.883	129.850	116.748	110.174	106.887
Miscellaneous byproducts of slaughtering plants.....		311611-R	12/80	648.173	621.667	632.871	596.452	618.342
Beef, fresh or frozen, not canned or made into sausage, made in slaughtering plants.....		311611-1	12/80	312.117	271.306	273.398	255.037	267.803
Beef, fresh/frozen whole/half carcass, not canned or made into sausage, misp.....		311611-10	12/80	304.290	267.955	273.476	252.640	282.583
Beef, fresh/frozen variety meats, not canned or made into sausage, made in slaughtering plants.....		311611-16	12/80	264.416	268.231	267.786	245.270	252.651
Beef, fresh/frozen, primal and subprimal cuts, made in slaughtering plants.....		311611-17	12/95	281.543	242.962	244.755	228.636	239.361
Lamb/mutton, fresh or frozen, not canned or made into sausage, made in slaughtering plants.....		311611-7	12/95	219.692	222.349	220.014	216.266	214.159
Secondary products and miscellaneous receipts.....		311611-SM						
Miscellaneous receipts.....		311611-M	06/01	336.221	336.221	336.221	336.221	366.115
Secondary products.....		311611-S	12/80	126.592	138.786	144.102	160.179	162.718
Meat processed from carcasses.....	311612		12/82	225.861	224.240	219.968	217.937	214.317
Primary products.....		311612-P	12/82	221.059	219.335	214.733	212.637	208.687
Other processed, frozen, or cooked meats, made from purchased carcasses.....		311612-A	12/82	218.679	215.924	211.378	210.747	206.246
Boxed meat (beef, pork, lamb, etc.), made from purchased carcasses.....		311612-A1	06/08	128.764	132.709	127.633	126.996	119.181
Frozen ground meat patties and other processed, frozen, or cooked meats, mfpc.....		311612-A5	09/16	131.867	127.669	126.021	125.761	125.400
Pork, processed or cured, not canned or made into sausage, mfpc.....		311612-1	12/82	189.613	189.374	183.977	180.934	176.458
Pork, sweet-pickled, dry-cured, or dry salt, not canned or made into sausage, mfpc.....		311612-11	09/16	125.737	126.128	125.659	125.507	126.632
Smoked hams and picnics, excluding canned, made from purchased carcasses.....		311612-12	06/08	140.120	140.562	139.955	142.714	145.767
Smoked slab bacon, made from purchased carcasses.....		311612-13	09/16	175.227	175.428	174.035	170.687	171.265
Smoked sliced bacon, made from purchased carcasses.....		311612-14	06/08	211.980	214.493	200.553	190.494	174.201
Other smoked pork, not canned or made into sausage, made from purchased carcasses.....		311612-15	06/08	133.195	143.748	143.326	145.660	143.308
Boiled ham, barbecue pork, and other cooked pork, except canned meats and sausage, mfpc.....		311612-16	06/08	125.566	114.708	116.553	115.352	117.156
Sausage and similar products, excluding canned, made from purchased carcasses.....		311612-4	12/82	245.587	242.961	240.310	235.370	232.471
Fresh sausage (pork sausage, breakfast links, etc.), excluding canned, mfpc.....		311612-41	12/82	303.198	285.682	276.240	275.320	264.826
Dry or semidry sausage (salami, cervelat, pepperoni, summer sausage, pork roll, etc), mfpc.....		311612-42	12/82	239.840	244.438	239.930	234.046	230.681
Frankfurters, including wieners, excluding canned, made from purchased carcasses.....		311612-43	12/82	248.978	243.380	244.894	239.444	241.829
Other sausage (smoked or cooked) & jellied goods & similar preparations, excluding canned, mfpc.....		311612-44	12/82	203.080	205.728	209.560	202.404	203.956

See footnotes at end of table.

Table 11. Producer price indexes for net output of selected industries and their products, not seasonally adjusted — Continued
[January 2022]

Title ¹	Industry code	Product code	Index base	Unadjusted index ²				
				Sept. 2021	Oct. 2021 ^P	Nov. 2021 ^P	Dec. 2021 ^P	Jan. 2022 ^P
Meat processed from carcasses - Continued								
Canned meats, excluding dog, cat, and baby food, made from purchased carcasses.....		311612-7	12/82	234.680	237.693	231.330	234.200	235.580
Secondary products and miscellaneous receipts.....		311612-SM						
Secondary products.....		311612-S	12/82	208.760	209.364	212.214	211.628	215.107
Rendering and meat byproduct processing.....	311613		12/82	325.685	312.699	301.101	300.860	311.997
Primary products.....		311613-P	12/82	313.937	299.078	287.300	287.172	298.732
Lard, inedible tallow, and other greases, excluding wool grease.....		311613-2	12/82	430.936	439.827	452.302	440.771	426.539
Animal and marine feed and fertilizer byproducts.....		311613-5	12/82	234.351	213.422	195.010	198.728	217.468
Meat and bone meal.....		311613-51	12/82	182.194	151.809	119.287	110.487	127.105
Animal and marine feed and fertilizer byproducts, except meat and bone meal.....		311613-52	12/82	303.633	291.304	286.527	303.593	325.726
Secondary products and miscellaneous receipts.....		311613-SM						
Poultry processing.....	311615		12/81	205.516	203.226	197.379	202.749	208.978
Primary products.....		311615-P	12/81	210.101	207.747	201.701	207.196	213.669
Processed poultry and small game (except soups), containing 20 percent or more poultry or meat.....		311615-D	12/81	168.471	170.886	162.229	170.677	181.903
Young chickens, including bulk, chilled, frozen, whole, and in parts.....		311615-1	12/81	235.405	228.681	221.951	226.103	229.189
Turkeys (including frozen, whole, and parts).....		311615-7	12/81	225.695	225.737	229.629	232.286	237.374
Other poultry and small game (including frozen), whole, and parts.....		311615-9	12/90	244.223	245.252	248.462	247.743	252.266
Secondary products and miscellaneous receipts.....		311615-SM						
Secondary products.....		311615-S	12/81	41.241	40.392	39.252	41.951	42.266
Seafood product preparation & packaging.....	3117		12/03	177.132	181.679	182.715	183.646	184.103
Seafood product preparation and packaging.....	31171		12/03	177.132	181.679	182.715	183.646	184.103
Seafood product preparation and packaging.....	311710		12/11	124.006	127.191	127.917	128.569	128.887
Primary products.....		311710-P	12/11	124.481	127.784	128.603	129.272	129.464
Seafood canning.....		311710-1	12/84	267.008	267.567	276.655	276.760	276.760
Fresh and frozen seafood processing.....		311710-2	12/82	285.324	294.208	294.611	296.410	296.934
Prepared fresh fish/seafood, inc. surimi/surimi-based products.....		311710-21	12/82	373.772	384.749	388.492	391.100	394.490
Prepared frozen fish.....		311710-22	12/82	288.170	290.981	292.520	292.726	301.799
Prepared frozen shellfish.....		311710-23	12/96	201.768	215.457	213.447	215.904	208.348
Other prepared fresh and frozen seafood.....		311710-24	12/96	155.451	155.450	155.760	156.918	156.257
Secondary products and miscellaneous receipts.....		311710-SM						
Miscellaneous receipts.....		311710-M	12/82	213.241	216.848	215.008	216.082	222.021
Bakeries & tortilla mfg.....	3118		12/03	154.629	154.982	156.762	157.776	160.706
Bread & bakery product mfg.....	31181		12/03	162.862	163.259	165.325	166.449	168.971
Retail bakeries.....	311811		12/03	186.242	187.550	193.604	196.648	199.361
Primary products.....		311811-P	12/99	203.966	205.426	212.209	215.618	218.658
Retail bakery products.....		311811-0	12/99	203.966	205.426	212.209	215.618	218.658
Secondary products and miscellaneous receipts.....		311811-SM						
Miscellaneous receipts.....		311811-M	06/07	213.649	214.009	214.009	214.009	214.009
Commercial bakeries.....	311812		06/80	362.017	362.616	366.819	369.605	375.117
Primary products.....		311812-P	06/80	363.147	363.781	368.095	371.277	376.881
Bread (white, wheat, rye, etc.), including frozen.....		311812-1	06/80	366.990	368.529	369.889	374.110	376.471
White pan bread.....		311812-15	12/11	112.952	113.787	114.773	115.900	116.421
White hearth bread (French, Italian, etc.).....		311812-16	12/11	125.862	126.071	126.487	128.966	129.090
Dark wheat breads (whole wheat, cracked wheat, multigrain, etc.).....		311812-17	12/11	118.605	117.400	117.740	119.353	120.771
Other variety breads (rye, unleavened, raisin, potato, self-rising, salt-free, canned, etc.).....		311812-18	12/11	108.523	109.865	109.283	110.082	111.019
Rolls, bread-type (including muffins, bagels, and croissants), including frozen.....		311812-5	06/80	344.228	346.245	352.339	355.390	353.732
Rolls, hamburger and wiener.....		311812-51	12/11	109.388	110.413	113.913	115.794	116.598
All other rolls, bread-type (incl. muffins, bagels, and croissants).....		311812-59	12/11	125.802	126.100	126.543	126.618	124.494
Soft cakes, excluding frozen.....		311812-7	06/80	402.598	398.554	407.796	412.166	446.815
Pies (fruit, cream, and custard), excluding frozen.....		311812-8	06/80	379.800	375.945	391.368	383.656	379.800
Other sweet goods, excluding frozen.....		311812-9	06/80	357.827	355.221	360.627	359.942	375.539
Secondary products and miscellaneous receipts.....		311812-SM						
Miscellaneous receipts.....		311812-M	06/80	393.000	392.622	403.690	402.308	402.855
Secondary products.....		311812-S	06/80	279.239	280.029	276.878	277.135	284.580
Frozen cakes and other pastries manufacturing.....	311813		06/91	205.702	206.395	207.361	206.560	210.142
Primary products.....		311813-P	12/82	293.226	294.361	295.516	296.838	303.190
Frozen cakes, pies, and other pastries.....		311813-0	12/82	293.226	294.361	295.516	296.838	303.190
Secondary products and miscellaneous receipts.....		311813-SM						
Secondary products.....		311813-S	06/91	177.567	177.627	179.672	167.496	165.566
Cookie, cracker & pasta mfg.....	31182		12/03	141.426	141.683	143.112	144.124	148.080
Cookie and cracker manufacturing.....	311821		06/83	240.739	240.730	240.773	240.795	250.021
Primary products.....		311821-P	06/83	239.592	239.582	239.631	239.655	249.932

See footnotes at end of table.

Table 11. Producer price indexes for net output of selected industries and their products, not seasonally adjusted — Continued
 [January 2022]

Title ¹	Industry code	Product code	Index base	Unadjusted index ²				
				Sept. 2021	Oct. 2021 ^P	Nov. 2021 ^P	Dec. 2021 ^P	Jan. 2022 ^P
Cookie and cracker manufacturing - Continued								
Crackers, biscuits, and related products.....		311821-2	06/83	250.996	250.973	251.037	251.070	251.070
Crackers, biscuits, and related products.....		311821-24	01/12	100.940	100.930	100.956	100.969	100.969
Cookies, wafers, and ice cream cones and cups (excluding frozen).....		311821-4	06/83	230.042	230.042	230.079	230.097	247.792
Secondary products and miscellaneous receipts.....		311821-SM						
Secondary products.....		311821-S	06/83	246.915	246.915	246.915	246.915	247.345
Dry pasta, dough, and flour mixes manufacturing from purchased flour.....								
Primary products.....	311824	311824-P	12/11	106.708	107.046	108.696	110.826	112.413
Prepared flour mixes (incl refrigerated & frozen doughs & batters) made from purchased flour.....		311824-1	06/85	194.802	195.247	197.970	199.134	200.670
Flour mixes (refrigerated & frozen doughs & batters), ex cake mixes, made from purchased flour.....		311824-12	06/85	191.448	191.924	194.836	196.080	197.724
Dry macaroni, spaghetti and egg noodle products (excluding canned or frozen).....		311824-3	06/85	209.636	210.754	214.752	226.062	232.733
Secondary products and miscellaneous receipts.....		311824-SM						
Secondary products.....		311824-S	06/85	280.153	280.100	280.821	281.467	288.685
Tortilla mfg.....								
	31183		12/03	145.720	146.230	147.279	147.109	147.111
Tortilla manufacturing.....								
Primary products.....	311830	311830-P	06/91	175.511	175.954	177.270	177.005	177.005
Tortillas, sold in bulk or packages, excluding frozen or canned.....		311830-0	06/91	175.511	175.954	177.270	177.005	177.005
Secondary products and miscellaneous receipts.....		311830-SM						
Miscellaneous receipts.....		311830-M	12/03	121.294	123.727	123.919	123.919	123.919
Secondary products.....		311830-S	12/03	165.104	165.832	166.998	167.078	167.095
Other food manufacturing.....								
	3119		12/03	151.309	152.783	154.093	154.420	156.710
Snack food mfg.....								
	31191		12/03	152.445	156.219	157.500	157.311	158.703
Roasted nuts and peanut butter manufacturing.....								
Primary products.....	311911	311911-P	12/03	151.402	151.132	152.714	152.229	155.981
Nuts and seeds (salted, roasted, cooked, or blanched).....		311911-1	06/91	196.646	195.889	197.196	196.150	202.208
Nuts (salted, roasted, cooked, or blanched), sold in bulk.....		311911-11	06/91	173.019	171.120	173.803	170.787	178.385
Canned nuts (salted, roasted, cooked, or blanched).....		311911-12	06/91	148.744	148.737	149.237	149.264	149.746
All other packaged nuts, including all types of seeds (salted, roasted, cooked, or blanched).....		311911-13	06/91	260.959	260.974	261.205	261.710	271.238
Peanut butter.....		311911-4	12/85	203.523	205.750	213.849	215.604	214.084
Secondary products and miscellaneous receipts.....		311911-SM						
Secondary products.....		311911-S	06/91	135.885	135.848	135.885	136.115	138.043
Other snack food manufacturing.....								
Primary products.....	311919	311919-P	12/85	190.892	198.236	199.639	199.596	199.795
Potato chips and sticks, plain and flavored.....		311919-1	12/85	219.354	228.507	230.255	230.197	230.442
Corn chips and related products.....		311919-4	12/85	212.059	217.088	217.088	216.945	217.552
Other chips, sticks (hard pretzels, bacon rinds, popcorn (except candied), etc.).....		311919-7	12/03	205.887	222.436	226.607	226.607	226.607
Secondary products and miscellaneous receipts.....		311919-SM						
Secondary products.....				160.324	163.761	164.504	164.504	164.504
Coffee & tea mfg.....								
	31192		12/03	147.723	148.009	148.550	148.821	150.509
Coffee and tea manufacturing.....								
Primary products.....	311920	311920-P	06/81	206.562	206.962	207.718	208.097	210.457
Roasted coffee.....		311920-1	06/81	194.072	194.480	195.251	195.605	197.774
Coffee, concentrated, including coffee substitutes.....		311920-5	06/81	202.563	203.079	204.053	204.500	207.240
Tea in consumer packages.....		311920-7	06/81	182.225	182.225	182.225	182.225	182.225
Secondary products and miscellaneous receipts.....		311920-SM						
Miscellaneous receipts.....		311920-M	12/00	152.818	152.818	152.818	152.818	152.818
Secondary products.....				186.686	186.686	186.686	186.686	186.686
Flavoring syrup & concentrate mfg.....								
	31193		12/03	141.089	141.380	142.151	142.638	149.444
Flavoring syrup and concentrate manufacturing.....								
Primary products.....	311930	311930-P	12/85	209.327	209.759	210.902	211.625	221.722
Liquid beverage bases, excluding use by soft drink bottlers.....		311930-1	12/85	216.992	217.494	218.824	219.187	230.219
Soft drink flavoring syrup, sold in bulk.....		311930-6	05/15	258.891	258.891	284.448	291.424	297.618
Other flavoring agents (except chocolate syrups).....		311930-8	12/85	124.166	124.166	124.166	124.166	124.166
Secondary products and miscellaneous receipts.....		311930-SM						
Secondary products.....		311930-S	06/07	141.393	141.778	141.778	141.778	149.979
Secondary products.....				154.313	154.313	154.313	154.960	159.765
Seasoning & dressing mfg.....								
	31194		12/03	169.764	171.690	171.821	171.911	172.693
Mayonnaise, dressing, and sauce manufacturing.....								
Primary products.....	311941	311941-P	12/03	151.216	152.694	153.063	153.078	154.450
Vinegar and cider.....		311941-1	06/81	275.403	278.635	279.458	279.490	282.306
Prepared sauces, excluding tomato-based sauces and sauces comprised of 20 percent or more meat.....		311941-4	12/85	162.939	162.939	162.939	162.939	170.418
Mayonnaise, salad dressings, and sandwich spreads.....		311941-4	06/81	213.596	214.536	216.325	216.407	220.387
Spoon-type salad dressing incl. mayonnaise, sandwich spreads, refrigerated dressings, semisolid.....		311941-7	06/81	293.401	298.139	298.368	298.368	299.305
Secondary products.....				161.560	165.606	165.821	165.821	166.759

See footnotes at end of table.

Table 11. Producer price indexes for net output of selected industries and their products, not seasonally adjusted — Continued
 [January 2022]

Title ¹	Industry code	Product code	Index base	Unadjusted index ²				
				Sept. 2021	Oct. 2021 ^P	Nov. 2021 ^P	Dec. 2021 ^P	Jan. 2022 ^P
Mayonnaise, dressing, and sauce manufacturing - Continued								
Pourable-type salad dressing (reduced calorie, cheese, vinegar and oil, etc.)....		311941-76	06/07	136.611	137.449	137.473	137.473	137.507
Secondary products and miscellaneous receipts.....		311941-SM						
Miscellaneous receipts.....		311941-M	06/94	133.242	133.866	133.866	133.866	133.866
Secondary products.....		311941-S	06/81	219.445	219.534	219.534	219.534	220.535
Spice and extract manufacturing.....	311942		12/03	182.121	184.427	184.316	184.479	184.652
Primary products.....		311942-P	12/03	186.135	187.382	187.593	187.300	187.596
Table salt (evaporated), pepper (white and black), and other spices.....		311942-1	06/85	246.755	253.134	254.227	249.650	247.301
Pepper and other spices in commercial sizes (1 lb or more).....		311942-16	05/17	101.709	108.822	111.423	113.476	117.558
Flavoring extracts, emulsions, liquid flavors, and food colorings.....		311942-6	12/85	355.784	355.784	355.784	355.784	355.638
Dry mix food preparations.....		311942-7	06/91	150.098	150.464	150.518	152.020	154.208
Secondary products and miscellaneous receipts.....		311942-SM						
Secondary products.....		311942-S	12/03	131.986	134.082	—	—	—
All other food mfg.....	31199		12/03	140.499	139.670	142.667	143.846	146.960
Perishable prepared food manufacturing.....	311991		12/03	136.036	135.347	138.947	136.480	136.215
Primary products.....		311991-P	12/85	194.240	193.133	198.680	194.828	194.216
Perishable prepared foods.....		311991-0	12/85	194.240	193.133	198.680	194.828	194.216
Secondary products and miscellaneous receipts.....		311991-SM						
Miscellaneous receipts.....		311991-M	12/03	213.551	213.646	213.979	214.119	218.929
All other miscellaneous food manufacturing.....	311999		12/03	141.175	140.219	142.550	147.261	153.632
Primary products.....		311999-P	12/03	134.277	132.825	135.003	139.704	147.824
All other miscellaneous manufactured foods.....		311999-0	12/03	134.277	132.825	135.003	139.704	147.824
Secondary products and miscellaneous receipts.....		311999-SM						
Beverage & tobacco mfg.....	312		12/03	169.504	171.232	171.756	172.823	175.346
Beverage mfg.....	3121		12/84	202.728	204.886	205.417	205.750	209.610
Soft drink & ice mfg.....	31211		12/03	151.020	152.815	153.462	154.054	159.124
Soft drink manufacturing.....	312111		06/81	252.724	255.404	256.396	257.163	266.515
Primary products.....		312111-P	06/81	260.348	262.859	263.673	264.400	274.174
Soft drinks, non-carbonated.....		312111-A	12/00	161.680	163.749	164.134	164.732	169.843
Soft drinks, non-carbonated, all other types.....		312111-A3	06/07	115.892	116.564	117.874	118.106	122.479
Soft drinks, non-carbonated, fruit drinks, cocktails, ades.....		312111-A4	12/11	121.715	124.075	123.340	123.986	127.130
Soft drinks, bottled, canned, glass, plastic, carbonated.....		312111-2	12/11	135.549	136.662	137.132	137.454	142.910
Secondary products and miscellaneous receipts.....		312111-SM						
Miscellaneous receipts.....		312111-M	06/81	192.085	193.593	196.595	197.569	204.562
Secondary products.....		312111-S	06/81	272.607	281.212	280.317	281.280	289.186
Bottled water manufacturing.....	312112		12/03	89.750	92.077	92.677	93.786	94.172
Primary products.....		312112-P	12/03	87.985	90.398	91.012	92.123	92.515
Bottled water.....		312112-0	12/00	86.389	88.758	89.361	90.452	90.837
Secondary products and miscellaneous receipts.....		312112-SM						
Miscellaneous receipts.....		312112-M	12/03	108.142	108.142	108.142	108.747	108.747
Secondary products.....		312112-S2	09/18	106.074	106.074	107.364	109.737	111.173
Ice manufacturing.....	312113		12/85	229.885	230.208	232.564	233.209	236.057
Primary products.....		312113-P	12/85	220.444	220.762	223.086	223.722	226.532
Ice, manufactured (cubed, crushed, etc.), including can or block.....		312113-0	12/03	147.683	147.896	149.453	149.879	151.761
Secondary products and miscellaneous receipts.....		312113-SM						
Miscellaneous receipts.....		312113-M	08/98	117.547	117.547	117.683	118.301	118.234
Breweries.....	31212		12/03	141.967	142.906	143.140	142.917	143.869
Breweries.....	312120		06/82	212.968	214.376	214.728	214.392	215.820
Primary products.....		312120-P	06/82	212.128	213.466	213.828	213.488	214.760
Canned beer and ale case goods.....		312120-1	06/82	218.365	221.195	222.051	221.501	223.737
Bottled beer and ale case goods.....		312120-5	06/82	187.536	187.406	187.319	187.177	187.473
Beer and ale in barrels and kegs.....		312120-7	06/82	301.995	301.902	301.549	301.465	301.497
All other malt beverages and brewing products.....		312120-9	06/82	166.790	167.011	167.129	167.037	169.565
Secondary products and miscellaneous receipts.....		312120-SM						
Miscellaneous receipts.....		312120-M	12/02	131.749	134.837	134.646	134.646	140.596
Wineries.....	31213		12/03	130.211	132.191	131.970	131.930	132.025
Wineries.....	312130		12/83	180.947	183.698	183.391	183.335	183.468
Primary products.....		312130-P	12/83	185.276	188.279	187.944	187.883	188.028
Wines, brandy, and brandy spirits.....		312130-0	12/98	132.297	134.442	134.202	134.159	134.262
Wines, white, red & rose grape, and other fruit, 14 percent or less alcohol.....		312130-08	12/11	106.798	109.207	109.204	109.155	109.272
Wines, white grape, 14 percent or less alcohol content.....		312130-0811	12/83	150.568	158.436	158.185	158.327	158.327
Wines, red grape, 14 percent or less alcohol content.....		312130-0821	12/83	208.904	208.904	209.209	208.828	209.307
Wines, rose grape & other fruits & berries, 14 percent or less alcohol.....		312130-0831	12/11	137.885	137.885	137.885	137.885	—
Wines, dessert, effervescent, and wine coolers.....		312130-09	12/11	121.826	121.826	118.397	118.397	—

See footnotes at end of table.

Table 11. Producer price indexes for net output of selected industries and their products, not seasonally adjusted — Continued
[January 2022]

Title ¹	Industry code	Product code	Index base	Unadjusted index ²				
				Sept. 2021	Oct. 2021 ^P	Nov. 2021 ^P	Dec. 2021 ^P	Jan. 2022 ^P
Wineries - Continued								
Wines, effervescent, including sparkling (carbonated), wine coolers.....		312130-0921	12/11	123.790	123.790	119.510	119.510	—
Other wines, brandy, and brandy spirits.....		312130-0B	06/06	128.534	128.534	128.534	128.534	128.534
Secondary products and miscellaneous receipts.....		312130-SM						
Miscellaneous receipts.....		312130-M	12/91	149.187	149.187	149.187	149.187	149.187
Distilleries.....	31214		12/03	101.059	101.912	102.244	102.453	102.477
Distilleries.....	312140		06/83	166.319	167.725	168.271	168.615	168.654
Primary products.....		312140-P	06/83	161.478	162.902	163.456	163.804	163.863
Distilled liquor, excluding brandy.....		312140-2	07/98	70.308	71.686	72.222	72.364	72.364
Distilled whiskey, all other distilled liquor, excluding brandy.....		312140-22	12/11	116.153	116.153	115.842	115.842	115.842
Bottled liquor, excluding brandy.....		312140-5	06/83	195.312	195.312	195.312	195.754	195.883
Bottled whiskey.....		312140-5B	06/12	103.025	103.025	103.025	103.510	103.652
Bottled gin, vodka, rum, cordials, cocktails, and similiar compounds.....		312140-5C	06/12	99.677	99.677	99.677	99.677	99.677
Secondary products and miscellaneous receipts.....		312140-SM						
Miscellaneous receipts.....		312140-M	08/83	172.244	172.244	172.244	172.244	171.434
Tobacco mfg.....	3122		12/84	899.410	907.872	911.405	924.364	931.223
Tobacco manufacturing.....	31223		12/82	984.707	993.972	997.839	1,012.027	1,019.537
Tobacco manufacturing.....	312230		12/11	164.085	165.628	166.273	168.637	169.888
Primary products.....		312230-P	12/11	168.007	169.626	170.301	172.781	174.093
Tobacco stemming and redrying.....		312230-0	06/84	115.135	115.135	115.183	115.183	117.104
Tobacco, unstemmed leaf, redried before packing.....		312230-01	12/03	117.103	117.103	117.196	117.196	119.057
Tobacco, stemmed.....		312230-04	06/84	104.877	104.877	104.877	104.877	—
Cigarettes, excluding electronic.....		312230-1	12/82	1,071.984	1,084.444	1,087.107	1,106.189	1,115.666
Other tobacco products.....		312230-9	12/03	206.201	206.201	208.889	208.889	209.067
Cigars.....		312230-91	12/82	594.693	594.693	594.693	594.693	596.296
Chewing and smoking tobacco.....		312230-94	12/82	846.686	846.686	860.309	860.309	860.778
Secondary products and miscellaneous receipts.....		312230-SM						
Textile mills.....	313		12/03	152.373	155.527	157.517	159.515	161.763
Fiber, yarn, and thread mills.....	3131		12/84	159.036	164.670	170.509	170.831	174.511
Fiber, yarn, and thread mills.....	31311		12/84	159.036	164.670	170.509	170.831	174.511
Fiber, yarn, and thread mills.....	313110		12/11	110.719	114.642	118.706	118.930	121.493
Primary products.....		313110-P	12/11	110.287	114.267	118.390	118.618	121.218
Thread.....		313110-L	06/84	254.101	254.101	254.101	254.101	254.101
Spun yarns.....		313110-4	12/82	145.773	154.506	162.222	162.742	164.527
Carded cotton spun yarns.....		313110-41	12/82	116.953	127.926	137.247	137.513	138.386
Noncellulosic fiber and other natural fiber (excluding cotton and wool) spun yarns.....		313110-47	12/96	151.318	154.936	158.706	159.246	162.048
Greige other noncellulosic fiber and other natural fiber spun yarns.....		313110-473	12/96	151.608	156.920	160.968	160.968	165.820
Textured and twisted yarns.....		313110-6	12/82	188.002	188.654	191.798	191.798	199.489
Textured/cripped/bulked filament yarns, incl. stretch yarn, made from purchased filament yarn.....		313110-6H	12/82	198.175	198.893	202.325	202.325	211.262
Secondary products and miscellaneous receipts.....		313110-SM						
Fabric mills.....	3132		12/03	144.827	146.598	147.599	150.229	151.978
Broadwoven fabric mills.....	31321		12/03	142.636	143.857	144.689	145.666	147.508
Broadwoven fabric mills.....	313210		12/03	142.592	143.813	144.645	145.621	147.463
Primary products.....		313210-P	12/03	141.913	142.695	143.573	144.603	146.298
Fabricated textile products, made in weaving mills.....		313210-W	12/06	144.820	158.494	158.525	158.525	152.329
Cotton broadwoven fabrics.....		313210-4	09/21	100.000	98.082	98.658	99.253	103.223
Wool broadwoven fabrics and felts.....		313210-6	06/11	133.962	—	—	—	—
Manmade, silk, and other natural fiber (excluding cotton and wool) broadwoven fabrics.....		313210-8	09/21	100.000	100.888	101.555	102.335	103.033
Greige manmade, silk, and other natural fiber (exc cotton/wool) broadwoven fabrics.....		313210-81	06/11	108.163	109.181	110.122	110.916	111.832
Finished manmade, silk, & natural fiber (exc cotton/wool) broadwoven, finished in weaving mills.....		313210-83	06/81	170.556	171.892	172.352	173.838	174.528
Secondary products and miscellaneous receipts.....		313210-SM						
Narrow fabric mills and schiffli embroidery.....	31322		06/84	208.551	210.344	212.745	213.413	216.991
Narrow fabric mills and schiffli embroidery.....	313220		06/84	211.477	213.278	215.708	216.387	220.024
Primary products.....		313220-P	06/84	215.525	216.531	218.786	219.557	223.688
Woven narrow fabrics (12 inches or less in width).....		313220-2	06/84	210.713	211.031	211.678	211.879	217.293
Braided narrow fabrics (12 inches or less in width).....		313220-4	06/84	297.681	301.101	308.664	311.384	315.440
Secondary products and miscellaneous receipts.....		313220-SM						
Secondary products.....		313220-S	06/84	219.308	221.046	229.559	229.769	230.808
Nonwoven fabric mills.....	31323		12/03	139.171	140.621	141.479	145.399	146.890

See footnotes at end of table.

Table 11. Producer price indexes for net output of selected industries and their products, not seasonally adjusted — Continued
[January 2022]

Title ¹	Industry code	Product code	Index base	Unadjusted index ²				
				Sept. 2021	Oct. 2021 ^P	Nov. 2021 ^P	Dec. 2021 ^P	Jan. 2022 ^P
Nonwoven fabric mills.....	313230		12/85	166.203	167.934	168.960	173.642	175.423
Primary products.....		313230-P	12/85	172.769	174.557	175.707	180.818	182.822
Nonwoven fabrics.....		313230-1	12/85	175.316	177.416	178.581	178.734	181.137
Pressed, punched, or needled felts, excluding hats.....		313230-5	12/85	151.383	151.700	156.522	156.680	156.680
Secondary products and miscellaneous receipts.....		313230-SM						
Knit fabric mills.....	31324		12/03	137.270	141.878	143.245	144.250	146.032
Knit fabric mills.....	313240		12/11	115.446	119.317	120.468	121.312	122.810
Primary products.....		313240-P	12/11	113.086	116.056	117.350	117.999	119.331
Weft (circular) knit fabrics.....		313240-2	06/81	136.138	141.162	142.693	142.736	142.736
Weft (circular) knit fabrics, greige goods (excl uding hosiery).....		313240-21	06/81	156.132	156.378	157.431	157.431	157.431
Weft (circular) knit fabrics, knit and finished in the same establishment (excl hosiery).....		313240-23	12/94	126.279	133.804	135.652	135.652	135.652
Other knit fabrics and laces.....		313240-4	06/81	147.456	149.683	151.401	153.088	156.645
Warp knit fabrics, greige goods (excluding hosiery).....		313240-41	06/81	184.843	188.955	192.193	192.771	193.349
Warp knit fabrics, knit and finished in same establishment.....		313240-43	12/03	121.612	122.971	124.085	125.967	127.946
Secondary products and miscellaneous receipts.....		313240-SM1						
Textile and fabric finishing mills.....	3133		12/03	167.404	171.527	172.596	174.679	176.894
Textile and fabric finishing mills.....	31331		12/03	172.842	178.053	179.883	180.914	183.339
Textile and fabric finishing mills.....	313310		12/11	136.425	140.538	141.983	142.797	144.710
Primary products.....		313310-P	12/11	137.609	141.420	142.959	143.826	145.864
Textile and fabric finishing, except broadwoven.....		313310-B	12/03	131.346	135.868	140.372	142.410	145.471
Finished broadwoven fabrics, finished in finishing mills.....		313310-4	12/03	203.766	208.758	208.806	209.199	211.398
Commission finishing of cotton broadwoven fabrics.....		313310-43	06/84	264.967	265.136	265.178	265.507	284.997
Other finished broadwoven fabrics (excl. cotton and wool), finished in finishing mills.....		313310-45	06/84	329.819	334.909	334.909	334.977	334.977
Other commission finishing of broadwoven fabrics (excl. cotton & wool).....		313310-47	06/84	262.705	262.802	263.137	264.519	264.519
Secondary products and miscellaneous receipts.....		313310-SM						
Fabric coating mills.....	31332		12/03	160.701	162.277	161.494	166.270	168.021
Fabric coating mills.....	313320		06/85	226.935	229.161	228.055	234.797	237.266
Primary products.....		313320-P	06/85	222.933	225.173	223.942	230.028	231.030
Vinyl coated fabrics, including expanded vinyl coated.....		313320-1	06/85	239.869	242.423	243.217	242.905	242.746
Rubber coated fabrics, garment and footwear.....		313320-4	12/03	175.074	175.074	175.379	188.026	188.026
Coated or laminated fabrics and coated yarns, incl. impregnated fabrics.....		313320-5	06/06	128.041	129.551	128.130	132.176	133.174
Secondary products and miscellaneous receipts.....		313320-SM						
Secondary products.....		313320-S	06/85	194.985	201.061	204.845	204.845	204.777
Textile product mills.....	314		12/03	147.003	148.786	149.903	150.489	152.093
Textile furnishings mills.....	3141		12/03	147.814	149.709	150.845	150.866	152.037
Carpet and rug mills.....	31411		12/84	184.271	187.103	188.701	188.733	189.579
Carpet and rug mills.....	314110		06/90	168.649	171.242	172.704	172.733	173.508
Primary products.....		314110-P	06/90	170.523	173.143	174.644	174.674	175.470
Carpet and rugs.....		314110-0	06/90	170.523	173.143	174.644	174.674	175.470
Secondary products and miscellaneous receipts.....		314110-SM						
Curtain and linen mills.....	31412		12/03	147.329	148.414	149.234	149.243	151.464
Curtain and linen mills.....	314120		06/83	172.347	173.615	174.576	174.586	177.183
Primary products.....		314120-P	06/83	171.904	173.294	174.033	174.033	176.851
Curtains and draperies, made from purchased materials.....		314120-1	06/84	199.532	199.532	200.170	200.170	201.263
Other household textile products, made from purchased materials.....		314120-8	06/83	172.319	174.105	174.899	174.899	178.256
Bedspreads, made from purchased materials.....		314120-83	06/83	141.023	141.023	144.321	144.321	144.321
Other household furnishings, made from purchased materials.....		314120-89	06/83	159.503	161.504	162.184	162.184	165.946
Secondary products and miscellaneous receipts.....		314120-SM						
Miscellaneous receipts.....		314120-M	06/83	174.421	174.421	177.456	177.456	178.234
Secondary products.....		314120-S	06/83	216.125	218.619	219.080	219.532	222.287
Other textile product mills.....	3149		12/03	143.955	145.560	146.636	147.976	150.139
Textile bag and canvas mills.....	31491		12/03	153.514	154.141	154.148	158.198	160.257
Textile bag and canvas mills.....	314910		12/11	128.100	128.623	128.629	132.009	133.727
Primary products.....		314910-P	12/11	129.082	129.686	129.686	133.154	134.946
Textile bags.....		314910-1	12/85	192.600	192.600	192.600	192.600	203.678
Duffle bags.....		314910-11	12/02	137.341	137.341	137.341	137.341	-
Canvas and related products.....		314910-5	12/85	332.727	334.615	334.615	345.458	346.984
Secondary products and miscellaneous receipts.....		314910-SM						
Miscellaneous receipts.....		314910-M	12/11	111.693	111.693	111.693	115.661	115.661
Secondary products.....		314910-S	12/11	148.270	148.270	148.424	148.424	152.741
All other textile product mills.....	31499		12/03	138.491	140.526	142.076	142.179	144.373

See footnotes at end of table.

Table 11. Producer price indexes for net output of selected industries and their products, not seasonally adjusted — Continued
[January 2022]

Title ¹	Industry code	Product code	Index base	Unadjusted index ²				
				Sept. 2021	Oct. 2021 ^P	Nov. 2021 ^P	Dec. 2021 ^P	Jan. 2022 ^P
Rope, twine, tire cord, and tire fabric mills.....	314994		12/11	106.591	108.245	110.568	110.573	112.557
Primary products.....		314994-P	12/11	104.504	106.274	108.759	108.674	110.715
Rope, cordage, and twine.....		314994-4	06/85	273.254	274.471	274.954	273.714	277.616
Tire cord and tire fabrics.....		314994-7	06/84	—	—	—	142.960	146.067
Secondary products and miscellaneous receipts.....		314994-SM						
Miscellaneous receipts.....		314994-M	12/11	—	129.445	129.445	131.479	132.588
All other miscellaneous textile product mills.....	314999		12/03	132.106	134.011	135.028	135.157	137.127
Primary products.....		314999-P	12/03	131.972	133.960	134.261	134.387	135.837
Embroideries (excluding Schifflli machine products) and embroidery contractors. . .		314999-6	12/11	119.538	120.541	121.059	121.550	123.685
Trimmings and findings, excluding automobile and apparel.....		314999-7	12/03	178.923	183.014	183.014	180.057	180.057
All other miscellaneous fabricated textile products.....		314999-8	12/03	129.218	131.225	131.506	131.506	132.956
Secondary products and miscellaneous receipts.....		314999-SM						
Miscellaneous receipts.....		314999-M	12/03	141.698	144.920	155.372	155.681	163.212
Secondary products.....		314999-S	12/03	125.728	125.875	125.886	125.907	128.147
Apparel manufacturing.....	315		12/03	118.304	118.555	119.040	119.146	120.984
Apparel knitting mills.....	3151		12/84	132.616	133.045	133.045	133.045	134.173
Hosiery and sock mills.....	31511		12/84	136.453	136.453	136.453	136.453	138.281
Hosiery and sock mills.....	315110		12/10	114.890	114.890	114.890	114.890	116.429
Primary products.....		315110-P	12/10	110.457	110.457	110.457	110.457	111.937
Hosiery and socks.....		315110-0	05/20	101.695	101.695	101.695	101.695	103.057
Other apparel knitting mills.....	31519		12/06	116.376	117.404	117.404	117.404	117.410
Other apparel knitting mills.....	315190		12/11	106.148	107.095	107.095	107.095	107.100
Primary products.....		315190-P	12/11	108.216	109.942	109.942	109.942	109.952
Secondary products and miscellaneous receipts.....		315190-SM						
Cut and sew apparel manufacturing.....	3152		12/03	116.063	116.300	116.929	116.955	119.033
Cut and sew apparel contractors.....	31521		12/03	116.021	116.021	117.148	117.148	117.148
Cut and sew apparel contractors.....	315210		12/11	110.657	110.657	111.731	111.731	111.731
Primary products.....		315210-P	12/11	110.521	110.521	111.646	111.646	111.646
Contract receipts for women's, girls', and infants' apparel.....		315210-2	12/03	111.394	111.394	111.391	111.391	111.391
Contract receipts for women's, girls', & infants' nontailored coats, jackets, & other outerwear.....		315210-27	06/07	105.492	105.492	105.492	105.492	—
Contract receipts for men's and boys' (including unisex) apparel.....		315210-4	12/03	129.256	129.256	132.461	132.461	132.461
Contract receipts for men's and boys' pants, work apparel, and other outerwear.....		315210-48	06/07	107.438	107.438	112.800	112.800	112.800
Secondary products and miscellaneous receipts.....		315210-SM						
Men's and boys' cut and sew apparel mfg.....	31522		12/03	127.593	127.623	128.320	128.512	131.001
Men's and boys' cut and sew apparel manufacturing.....	315220		12/11	115.874	115.901	116.536	116.710	118.975
Primary products.....		315220-P	12/11	114.428	114.428	115.238	115.433	118.005
Men's and boys' work clothing.....		315220-C	12/81	166.637	166.637	166.637	167.865	167.865
Men's and boys' work clothing and washable service apparel (excl. work shirts and jeans), m/frm.....		315220-C3	12/81	169.944	169.944	169.944	171.496	171.496
Men's and boys' other outerwear.....		315220-E	12/83	177.082	177.082	177.082	177.210	180.947
Men's and boys' nontailored coats, jackets, and vests (excl. ski apparel & work jackets), m/frm.....		315220-E1	12/83	195.599	195.599	195.599	195.780	196.511
Men's and boys' heavyweight nontailored coats, jackets, and vests (excl. ski apparel & work).....		315220-E11	06/07	164.945	164.945	164.945	165.221	166.336
Men's and boys' lightweight nontailored coats, jackets, and vests (excl. ski apparel & work).....		315220-E12	06/07	123.976	123.976	123.976	123.976	123.976
Men's and boys' nightwear, robes, and underwear, made from purchased fabrics.....		315220-1	12/03	157.245	157.245	153.543	153.543	165.532
Men's and boys' suits, coats, and overcoats.....		315220-2	12/80	191.072	191.072	—	—	—
Men's and boys' tailored suits, including dress uniforms (firefighter, military, police, etc.).....		315220-22	06/02	114.946	—	—	—	—
Men's and boys' shirts, except work shirts.....		315220-6	06/83	175.538	175.538	177.397	177.397	186.058
Men's and boys' knit dress and sport shirts, made from purchased fabrics.....		315220-61	06/83	151.976	151.976	155.384	155.384	160.964
Men's and boys' woven dress and sport shirts, made from purchased fabrics.....		315220-63	06/83	181.027	181.027	—	—	—
Secondary products and miscellaneous receipts.....		315220-SM						
Secondary products.....		315220-S	12/11	114.073	114.424	114.423	114.703	115.152
Women's & girls' cut & sew apparel mfg.....	31524		12/03	108.073	108.514	108.977	108.977	110.802
Women's, girls', and infants' cut and sew apparel manufacturing.....	315240		12/11	105.685	106.116	106.569	106.569	108.354
Primary products.....		315240-P	12/11	105.227	105.809	106.399	106.399	106.737
Women's and girls' lingerie and nightwear.....		315240-1	12/03	117.519	117.519	117.519	117.519	117.519
Women's and girls' underwear, excluding foundation garments, made from purchased fabrics.....		315240-11	12/03	113.696	113.696	113.696	113.696	113.696
Women's and girls' nightwear, excluding robes and dressing gowns, made from purchased fabrics.....		315240-13	12/03	117.542	117.542	117.542	117.542	117.542
Women's and girls' blouses and shirts.....		315240-2	06/83	172.646	175.124	175.124	175.124	175.124

See footnotes at end of table.

Table 11. Producer price indexes for net output of selected industries and their products, not seasonally adjusted — Continued
[January 2022]

Title ¹	Industry code	Product code	Index base	Unadjusted index ²				
				Sept. 2021	Oct. 2021 ^P	Nov. 2021 ^P	Dec. 2021 ^P	Jan. 2022 ^P
Women's, girls', and infants' cut and sew apparel manufacturing - Continued								
Women's and girls' knit shirts and blouses, made from purchased fabrics.		315240-21	06/93	138.021	140.548	140.548	140.548	140.548
Women's and girls' woven shirts and blouses, made from purchased fabrics.		315240-23	06/83	201.857	201.857	201.857	201.857	201.857
Women's and girls' dresses, made from purchased fabrics.		315240-3	12/80	131.977	131.977	131.977	131.977	132.219
Women's and girls' suits, coats, and skirts.		315240-4	12/82	127.177	127.177	127.177	127.177	134.551
Women's and girls' skirts, made from purchased fabrics.		315240-46	12/82	131.095	131.095	131.095	131.095	139.430
Women's and girls' other outerwear.		315240-8	06/83	104.518	104.806	107.175	107.175	107.343
Women's and girls' shorts, including tennis skirts, made from purchased fabrics.		315240-84	06/93	114.323	114.323	115.052	115.052	119.572
Women's and girls' slacks, jeans, & jean-cut casual slacks (exc. sweatpants), mfp.		315240-86	06/83	67.212	67.212	67.212	67.212	67.212
Women's and girls' swimwear, made from purchased fabrics.		315240-8A	12/83	162.110	163.687	164.411	164.411	164.411
Women's and girls' nontailored coats, jackets, vests, and washable service apparel, mfp.		315240-8T	06/07	88.179	88.179	88.179	88.179	88.179
Secondary products and miscellaneous receipts.		315240-SM						
Secondary products.		315240-S	12/11	101.859	101.859	102.083	102.083	103.051
Other cut and sew apparel manufacturing.	31528		12/03	145.190	145.190	145.362	145.362	153.731
Other cut and sew apparel manufacturing.	315280		12/03	142.809	142.809	142.978	142.978	151.209
Primary products.		315280-P	12/03	145.561	145.561	145.770	145.770	153.572
Fur and leather apparel, made from purchased materials.		315280-2	12/03	185.496	185.496	185.978	185.978	188.827
All other cut and sew apparel, made from purchased materials.		315280-6	12/03	144.087	144.087	—	—	—
Team sport uniforms, men's and boys', made from purchased fabrics.		315280-65	12/06	138.696	138.696	138.696	138.696	152.011
Vestments and costumes, made from purchased materials.		315280-69	12/03	134.285	134.285	134.505	134.505	141.364
Secondary products and miscellaneous receipts.		315280-SM						
Secondary products.		315280-S	12/03	99.914	99.914	99.914	99.914	102.838
Accessories and other apparel manufacturing.	3159		12/03	142.415	142.577	142.577	143.580	144.661
Accessories and other apparel manufacturing.	31599		12/03	142.412	142.574	142.574	143.577	144.658
Accessories and other apparel manufacturing.	315990		12/11	128.108	128.254	128.254	129.156	130.128
Primary products.		315990-P	12/11	125.377	125.573	125.573	126.786	127.480
All other accessories and apparel.		315990-B	12/03	121.749	121.749	121.749	121.749	121.749
Leather belts, made from purchased materials.		315990-BC	06/85	166.712	166.712	166.712	166.712	—
All other apparel accessories, made from purchased materials.		315990-BE	12/11	118.983	118.983	118.983	118.983	118.983
Hats, caps, and millinery products.		315990-4	12/90	232.821	233.909	233.909	241.833	243.711
Men's and boys' fabric, straw, and felt hats, made from purchased materials.		315990-41	12/90	244.791	247.446	247.446	250.488	255.074
Women's, girls', and infants' fabric, straw, and felt hats, made from purchased materials.		315990-43	12/90	159.903	159.903	159.903	159.903	159.903
Hat bodies and fabric caps, made from purchased materials.		315990-45	12/90	239.999	239.999	239.999	253.140	253.140
Gloves and mittens, made from purchased materials.		315990-7	12/03	167.266	167.530	167.530	167.530	171.240
Secondary products and miscellaneous receipts.		315990-SM						
Miscellaneous receipts.		315990-M	12/11	136.242	136.242	136.242	136.242	138.077
Secondary products.		315990-S	12/11	130.379	130.379	130.379	130.384	131.485
Leather and allied product manufacturing.	316		12/84	189.236	186.846	185.648	186.970	187.360
Leather and hide tanning and finishing.	3161		06/81	226.181	211.485	199.197	199.413	195.604
Leather and hide tanning and finishing.	31611		06/81	226.181	211.485	199.197	199.413	195.604
Leather and hide tanning and finishing.	316110		06/81	226.038	211.346	199.062	199.278	195.470
Primary products.		316110-P	06/81	223.412	208.462	195.963	196.183	192.307
Finished and unfinished leather.		316110-1	12/97	127.534	117.767	109.601	109.745	107.213
Tanning or finishing leather owned by others, and furs, dressed and dyed or bleached.		316110-2	06/11	114.184	114.184	114.184	114.184	114.184
Contract and commission receipts for tanning or finishing leather owned by others.		316110-21	06/81	180.368	180.368	180.368	180.368	180.368
Secondary products and miscellaneous receipts.		316110-SM						
Footwear manufacturing.	3162		12/03	139.066	140.079	142.433	144.294	144.216
Footwear manufacturing.	31621		12/03	139.066	140.079	142.433	144.294	144.216
Footwear manufacturing.	316210		12/11	122.928	123.824	125.904	127.549	127.480
Primary products.		316210-P	12/11	121.844	122.715	124.920	125.902	125.893
Rubber and plastics footwear, including athletic footwear.		316210-1	12/80	157.127	157.158	157.158	159.285	159.181
Men's footwear (size 6 and larger), excluding athletic.		316210-2	12/93	170.153	170.353	175.703	176.547	176.578
Women's footwear (size 4 and larger), excluding athletic.		316210-5	12/93	137.199	138.692	140.138	141.563	141.563
Secondary products and miscellaneous receipts.		316210-SM						
Miscellaneous receipts.		316210-M	12/11	141.504	145.270	147.094	150.379	150.379
Other leather product manufacturing.	3169		12/03	139.679	140.296	140.697	141.199	144.109
Other leather product manufacturing.	31699		12/03	139.679	140.296	140.697	141.199	144.109
Women's handbag and purse manufacturing.	316992		06/82	192.779	192.779	192.779	192.918	192.918
Primary products.		316992-P	06/82	181.410	181.410	181.410	181.557	181.557

See footnotes at end of table.

Table 11. Producer price indexes for net output of selected industries and their products, not seasonally adjusted — Continued
[January 2022]

Title ¹	Industry code	Product code	Index base	Unadjusted index ²				
				Sept. 2021	Oct. 2021 ^P	Nov. 2021 ^P	Dec. 2021 ^P	Jan. 2022 ^P
Women's handbag and purse manufacturing - Continued								
Women's and children's handbags and purses.....		316992-0	06/06	132.639	132.639	132.639	132.746	132.746
Secondary and miscellaneous receipts.....		316992-SM						
All other leather and allied good mfg.....	316998							
Primary products.....		316998-P	12/11	122.279	122.964	123.407	123.942	127.179
Luggage (including suitcases, travel bags, backpacks, and other types).....		316998-1	12/84	120.955	121.829	122.408	122.982	124.343
Personal leather goods (excluding women's handbags and purses).....		316998-2	06/82	151.225	151.225	152.613	152.613	152.613
Boot and shoe cut stock and findings.....		316998-4	12/06	190.437	190.437	190.437	190.437	194.721
All other miscellaneous leather goods.....		316998-5	12/03	117.876	121.828	121.828	121.828	121.828
Secondary products and miscellaneous receipts.....		316998-SM						
Miscellaneous receipts.....		316998-M	12/11	157.026	158.416	159.046	160.711	163.639
Wood product manufacturing.....	321		12/03	129.659	129.659	129.659	129.659	141.117
Sawmills and wood preservation.....	3211		12/03	179.934	182.992	185.770	194.840	210.232
Sawmills and wood preservation.....	32111		12/03	147.553	154.764	160.519	184.086	218.386
Sawmills.....	321113		12/80	147.553	154.764	160.519	184.086	218.386
Primary products.....		321113-P	12/03	213.645	225.318	234.466	274.362	329.438
Hardwood lumber, made in sawmills.....		321113-1	12/03	143.138	152.076	159.053	189.633	230.480
Softwood lumber, made in sawmills.....		321113-3	12/03	148.832	154.207	150.322	149.810	149.446
Softwood dressed lumber, less than 2 inches in nominal thickness, not edge worked.....		321113-32	06/12	134.865	146.234	157.394	202.603	260.635
Softwood dressed 2-inch lumber, 2 inches in nominal thickness only, not edge worked.....		321113-33	06/12	188.883	151.374	149.060	155.282	168.393
Softwood dressed lumber and timbers, more than 2 inches in nominal thickness, not edge worked.....		321113-34	06/12	133.008	159.816	178.808	262.142	352.139
Wood chips, excluding field chips.....		321113-5	12/80	131.961	158.549	180.433	196.620	332.324
Wood ties, siding, shingles, and shakes, and contract sawing of logs owned by others.....		321113-7	12/03	131.271	131.191	132.879	132.257	143.154
Secondary products and miscellaneous receipts.....		321113-SM						
Wood preservation.....	321114		06/85	157.844	160.805	161.234	160.418	161.649
Primary products.....		321114-P	06/85	240.213	245.561	250.814	258.327	285.492
Wood poles, piles, and posts owned and treated by the same establishment.....		321114-1	06/85	228.866	235.699	242.717	250.268	278.643
Other wood products owned and treated by the same establishment.....		321114-5	06/85	295.433	296.385	295.211	295.908	297.771
Receipts for treating wood owned by others w/ arsenical chemicals, creosote, & other chemicals.....		321114-9	06/85	209.770	218.994	229.323	239.180	276.804
Secondary products and miscellaneous receipts.....		321114-SM						
Plywood and engineered wood product mfg.....	3212		12/03	205.648	207.276	207.389	212.215	227.850
Plywood and engineered wood product mfg.....	32121		12/03	185.974	189.293	194.091	201.099	217.181
Hardwood veneer and plywood manufacturing.....	321211		06/85	185.974	189.293	194.091	201.099	217.181
Primary products.....		321211-P	06/85	204.954	207.808	211.995	210.234	210.232
Hardwood veneer, including veneer backed with paper, cloth, or other flexible material.....		321211-1	12/03	215.494	218.762	223.556	221.538	221.533
Hardwood plywood.....		321211-4	12/12	120.633	120.630	122.736	122.736	128.574
Hardwood veneered panels, including two-ply veneers.....		321211-7	06/85	155.400	157.156	161.600	160.612	155.211
Secondary products and miscellaneous receipts.....		321211-SM						
Softwood veneer and plywood manufacturing.....	321212		12/80	199.400	210.957	213.037	205.494	209.636
Primary products.....		321212-P	12/80	223.952	238.810	253.572	263.723	295.577
Softwood veneer, incl. veneer backed w/ paper, cloth, or other flexible material.....		321212-1	12/80	240.755	259.411	273.318	286.182	323.597
Softwood plywood products: rough, sanded, and specialties.....		321212-4	12/11	231.342	207.796	204.989	208.820	229.244
Secondary products and miscellaneous receipts.....		321212-SM						
Secondary products.....		321212-S	12/80	152.308	173.712	186.253	196.367	223.631
Engineered wood member manufacturing.....	321213		12/03	179.631	179.631	200.192	199.662	211.123
Primary products.....		321213-P	12/03	255.038	252.574	253.473	257.595	259.612
Engineered wood members (excluding trusses).....		321213-0	12/06	253.210	250.581	251.539	255.939	255.052
Laminated veneer lumber.....		321213-01	12/03	213.614	211.395	212.204	215.916	215.168
Other engineered structural wood members, excluding trusses & laminated veneer lumber.....		321213-02	12/03	231.807	231.558	231.558	233.134	231.737
Secondary products and miscellaneous receipts.....		321213-SM						
Truss manufacturing.....	321214		12/03	279.249	274.278	276.178	283.384	282.966
Primary products.....		321214-P	12/03	282.864	275.496	277.259	299.735	345.550
Wood trusses.....		321214-0	12/03	299.992	291.144	294.539	318.980	371.050
Secondary products and miscellaneous receipts.....		321214-SM						
Reconstituted wood product manufacturing.....	321219		06/91	299.992	291.144	294.539	318.980	371.050
Primary products.....		321219-P	06/91	315.608	324.588	332.233	339.932	355.695
Hardboard products.....		321219-B	12/11	317.047	326.111	333.836	341.617	357.523
Particleboard made from particleboard produced at the same location.....		321219-1	12/82	139.028	144.095	144.095	144.095	235.973
			12/82	349.924	354.669	361.109	370.199	370.935

See footnotes at end of table.

Table 11. Producer price indexes for net output of selected industries and their products, not seasonally adjusted — Continued
[January 2022]

Title ¹	Industry code	Product code	Index base	Unadjusted index ²				
				Sept. 2021	Oct. 2021 ^P	Nov. 2021 ^P	Dec. 2021 ^P	Jan. 2022 ^P
Reconstituted wood product manufacturing - Continued								
Medium density fiberboard (MDF) made from MDF produced at the same location.....		321219-3	06/84	269.892	275.681	289.460	293.719	293.719
Secondary products and miscellaneous receipts.....		321219-SM						
Other wood product manufacturing.....	3219		12/03	189.324	190.285	190.705	193.812	199.638
Millwork.....	32191		12/03	178.204	179.835	182.179	185.458	190.021
Wood window and door manufacturing.....	321911		12/03	173.851	175.620	177.510	178.228	180.733
Primary products.....		321911-P	12/03	170.671	172.365	173.995	174.732	177.403
Wood window units.....		321911-1	06/83	303.395	303.395	305.060	305.060	313.328
Double hung wood window units.....		321911-11	06/13	140.088	140.088	141.003	141.003	146.883
Casement wood window units.....		321911-12	06/13	147.150	147.150	148.158	148.158	150.305
All other wood window units, including horizontal sliding, awning and single hung.....		321911-13	06/13	120.617	120.617	120.617	120.617	123.334
Wood sash, excluding sash shipped in window units.....		321911-3	06/83	302.902	302.902	302.902	302.902	312.332
Wood window & door frames, incl. door frames in door units, excl. window frames in window units.....		321911-5	06/83	259.794	266.370	271.715	271.715	272.458
Wood panel, flush, & molded face doors, interior & exterior, incl. doors with glazed sections.....		321911-7	06/83	276.440	280.747	285.105	289.326	291.425
Other wood doors, incl. garage, patio, bifold, cabinet, screen, storm and louver.....		321911-9	06/83	265.923	268.011	268.593	269.198	273.465
Secondary products and miscellaneous receipts.....		321911-SM						
Secondary products.....		321911-S	12/03	175.198	176.913	176.363	177.213	178.603
Cut stock, resawing lumber, and planing.....	321912		12/03	187.716	189.051	190.582	197.030	203.369
Primary products.....		321912-P	12/03	188.454	190.115	190.987	198.377	206.142
Softwood lumber, made from purchased lumber.....		321912-3	12/03	234.127	236.730	239.882	256.426	265.240
Hardwood cut stock and dimension.....		321912-6	06/84	318.248	318.248	318.248	318.248	318.248
Softwood cut stock and dimension.....		321912-8	12/80	245.999	259.258	259.967	287.373	344.110
Sawn wood fence stock, wood lath, and contract resawing and planing.....		321912-9	12/03	147.644	147.644	147.644	147.644	147.644
Secondary products and miscellaneous receipts.....		321912-SM						
Other millwork, including flooring.....	321918		12/03	170.394	172.140	176.240	179.724	185.452
Primary products.....		321918-P	12/03	166.358	168.243	172.667	176.111	182.273
Wood moldings.....		321918-2	06/83	337.783	338.110	342.768	345.457	352.130
Other wood millwork products, including stairwork, exterior millwork, and softwood flooring.....		321918-5	12/03	147.968	150.855	151.312	153.472	170.325
Hardwood flooring.....		321918-7	06/84	228.429	232.092	243.044	250.802	254.376
Hardwood flooring, other than oak and maple.....		321918-72	12/03	153.436	159.709	159.778	159.640	167.487
Oak and maple hardwood flooring.....		321918-73	06/84	206.486	208.802	220.605	229.016	230.823
Secondary products and miscellaneous receipts.....		321918-SM						
Secondary products.....		321918-S	12/03	248.712	248.712	248.770	256.852	257.398
Wood container and pallet manufacturing.....	32192		12/03	207.695	205.310	201.880	202.849	212.794
Wood container and pallet manufacturing.....	321920		12/03	207.692	205.303	201.872	202.839	212.786
Primary products.....		321920-P	12/03	205.821	201.529	197.322	198.019	208.456
Nailed and lock-corner wood boxes.....		321920-1	06/85	194.367	214.087	210.709	210.709	209.591
Wood box and crate shook.....		321920-3	06/85	259.467	230.759	230.759	226.851	243.287
Wood pallets and pallet containers, wood and metal combination.....		321920-5	12/03	220.277	215.878	210.514	211.708	219.746
Other wood container parts and wood containers.....		321920-7	12/03	144.016	144.016	144.016	144.016	173.266
Secondary products and miscellaneous receipts.....		321920-SM						
Miscellaneous receipts.....		321920-M	12/03	254.554	285.336	294.307	299.288	303.588
Secondary products.....		321920-S	12/03	180.204	180.749	181.074	184.102	186.725
All other wood product manufacturing.....	32199		12/03	188.150	189.923	188.905	192.915	198.154
Manufactured home, mobile home, manufacturing.....	321991		06/81	440.550	447.733	448.358	466.711	481.345
Primary products.....		321991-P	06/81	440.438	447.620	448.253	466.836	481.515
Manufactured homes (mobile homes), all width sizes (incl. multisection).....		321991-1	06/81	441.340	448.536	449.170	467.792	482.501
Secondary products and miscellaneous receipts.....		321991-SM						
Prefabricated wood building manufacturing.....	321992		12/84	355.989	355.801	363.486	370.548	376.499
Primary products.....		321992-P	12/84	341.999	345.886	352.988	359.750	363.717
Prefabricated stationary wood buildings, components (not sold as complete units).....		321992-1	12/89	182.943	181.953	188.825	192.871	195.413
Prefabricated stationary wood buildings, shipped in panel form (complete units).....		321992-5	12/84	380.910	405.056	411.785	441.371	459.549
Prefabricated stationary wood buildings, precut packages (complete units).....		321992-6	12/84	454.651	457.223	462.995	463.659	461.976
Prefabricated stationary wood buildings, shipped in three-dimensional assemblies.....		321992-7	12/84	361.778	366.108	369.229	370.969	372.298
Prefabricated stationary wood buildings, three-dimensional assemblies, residential.....		321992-71	12/84	347.015	353.054	356.327	358.057	359.569
Prefabricated stationary wood buildings, three-dimensional assemblies, nonresidential.....		321992-72	12/84	471.580	464.482	466.657	468.513	468.640
Secondary products and miscellaneous receipts.....		321992-SM						
Miscellaneous receipts.....		321992-M	06/98	251.833	240.205	248.406	248.406	260.174
Secondary products.....		321992-S	08/92	375.491	343.061	343.895	-	-

See footnotes at end of table.

Table 11. Producer price indexes for net output of selected industries and their products, not seasonally adjusted — Continued
[January 2022]

Title ¹	Industry code	Product code	Index base	Unadjusted index ²				
				Sept. 2021	Oct. 2021 ^P	Nov. 2021 ^P	Dec. 2021 ^P	Jan. 2022 ^P
Miscellaneous wood product manufacturing.....	321999		12/03	139.741	140.882	136.969	137.184	141.217
Primary products.....		321999-P	06/84	208.833	210.635	204.357	204.629	210.348
All other miscellaneous wood products.....		321999-0	06/02	136.453	137.630	133.528	133.706	137.443
Secondary products and miscellaneous receipts.....		321999-SM						
Secondary products.....		321999-S	06/84	261.935	263.043	—	—	—
Paper manufacturing.....	322		12/03	159.877	162.952	164.657	166.035	167.667
Pulp, paper & paperboard mills.....	3221		12/03	157.471	160.171	161.565	163.258	163.903
Pulp mills.....	32211		12/82	214.487	215.671	213.117	217.185	223.836
Pulp mills.....	322110		12/82	214.486	215.670	213.116	217.184	223.834
Primary products.....		322110-P	12/82	237.401	238.711	235.885	240.388	247.748
Special alpha and dissolving wood pulp, incl. sulfite and sulfate and other wood pulp.....		322110-6	12/11	111.242	111.225	107.866	110.540	110.562
All other miscellaneous pulp, other than wood, and pulp mill by-products, incl. turpentine.....		322110-9	06/88	307.285	316.692	337.900	336.834	388.256
Paper mills.....	32212		06/81	207.166	207.910	211.639	214.272	214.855
Paper, except newsprint, mills.....	322121		12/03	142.385	143.151	145.613	147.300	147.565
Primary products.....		322121-P	12/03	141.140	142.278	144.847	144.898	147.638
Sanitary tissue paper products, made in paper mills.....		322121-Q	06/83	207.702	208.192	211.034	210.550	212.993
Paper table napkins, industrial & retail pkgs, bulk and dispenser types, made in paper mills.....		322121-Q2	06/83	251.017	252.855	253.059	253.102	256.851
Paper towels, industrial packages (rolled, folded, and interfolded), made in paper mills.....		322121-Q6	12/06	108.875	108.884	108.867	111.333	112.673
Other sanitary tissue paper products, made in paper mills.....		322121-Q9	12/02	107.395	107.020	110.218	107.916	111.552
Bleached bristol, clay-coated, uncoated, and industrial converted paper.....		322121-6	12/11	109.147	110.669	113.396	113.691	116.841
Secondary products and miscellaneous receipts.....		322121-SM						
Newsprint mills.....	322122		12/03	112.065	108.959	112.366	115.478	117.686
Primary products.....		322122-P	12/03	112.952	109.822	113.256	116.392	118.618
Newsprint.....		322122-1	06/81	138.045	139.582	141.530	141.440	146.179
Secondary products and miscellaneous receipts.....		322122-SM1						
Paperboard mills.....	32213		12/82	342.740	355.179	354.835	357.300	358.087
Paperboard mills.....	322130		12/82	343.114	355.569	355.226	357.695	358.484
Primary products.....		322130-P	12/82	324.711	337.550	337.932	340.722	341.738
Bleached packaging and industrial converting paperboard.....		322130-B	05/21	108.825	111.598	111.613	111.970	112.611
Unbleached kraft packaging and industrial converting paperboard.....		322130-1	12/82	319.329	336.322	336.322	339.241	339.241
Recycled paperboard.....		322130-7	12/82	381.958	394.408	395.969	400.556	403.126
Secondary products and miscellaneous receipts.....		322130-SM						
Secondary products.....		322130-S	12/82	—	486.522	463.965	460.103	455.650
Converted paper product mfg.....	3222		12/03	163.506	167.213	168.981	170.139	172.369
Paper container mfg.....	32221		12/84	281.680	291.926	294.550	295.437	299.273
Corrugated and solid fiber box manufacturing.....	322211		03/80	394.324	411.337	412.749	413.274	417.006
Primary products.....		322211-P	03/80	393.715	408.488	410.085	411.333	415.738
Corrugated and solid fiber boxes, including pallets.....		322211-0	03/80	393.715	408.488	410.085	411.333	415.738
Corrugated shipping containers for food and beverages and carryout boxes for retail food.....		322211-01	03/80	324.413	332.221	333.845	334.734	339.047
Corrugated shipping containers for paper and allied products.....		322211-02	03/80	411.940	432.729	432.729	433.376	448.837
Corrugated shipping containers for metal and electrical machinery.....		322211-03	06/02	232.169	242.936	244.078	244.078	245.464
Corrugated shipping containers for all other end uses.....		322211-04	03/80	400.602	409.058	409.113	409.113	409.113
Corrugated paperboard in sheets and rolls, lined and unlined.....		322211-05	03/80	349.897	362.018	365.260	369.057	366.608
Other corrugated and solid fiber products, including containers, pallets, pads, etc.....		322211-09	06/02	227.150	237.925	239.299	239.719	239.719
Secondary products and miscellaneous receipts.....		322211-SM						
Miscellaneous receipts.....		322211-M	06/02	283.045	314.895	314.230	306.605	299.569
Secondary products.....		322211-S	12/90	180.076	193.833	194.007	194.823	200.623
Folding paperboard box manufacturing.....	322212		12/83	178.959	184.204	187.007	190.269	193.697
Primary products.....		322212-P	12/83	176.736	182.308	185.117	188.458	191.331
Folding paperboard boxes, packaging, and packaging components.....		322212-0	12/83	176.736	182.308	185.117	188.458	191.331
Secondary products and miscellaneous receipts.....		322212-SM						
Other paperboard container manufacturing.....	322219		12/11	118.855	120.062	123.711	122.481	125.774
Primary products.....		322219-P	12/11	120.390	121.790	126.024	124.597	128.418
Setup (rigid) paperboard boxes.....		322219-1	12/83	301.317	311.140	311.721	323.071	346.299
Milk and milk-type paperboard cartons, including juice, beverage, and other products.....		322219-4	02/04	124.755	126.538	—	—	—
Paperboard fiber drums with ends of any material.....		322219-7	12/85	497.341	500.945	526.738	527.980	530.120
Fiber cans, tubes, and similar fiber products.....		322219-8	12/85	329.611	335.434	338.370	348.379	355.175
Fiber cans, all fiber and composite.....		322219-81	12/85	282.183	283.500	284.713	286.140	287.816
Fiber cores and tubes.....		322219-82	12/85	364.114	373.014	377.152	393.098	403.455

See footnotes at end of table.

Table 11. Producer price indexes for net output of selected industries and their products, not seasonally adjusted — Continued
[January 2022]

Title ¹	Industry code	Product code	Index base	Unadjusted index ²				
				Sept. 2021	Oct. 2021 ^P	Nov. 2021 ^P	Dec. 2021 ^P	Jan. 2022 ^P
Other paperboard container manufacturing - Continued								
Paperboard cones, reels, spools, bobbins, blocks, and all vulcanized fiber products.....		322219-83	12/02	149.555	151.366	151.690	151.690	151.690
Secondary products and miscellaneous receipts.....		322219-SM						
Miscellaneous receipts.....		322219-M	12/11	101.219	101.219	101.219	101.219	101.219
Paper bag and coated and treated paper mfg.....	32222		12/03	155.478	156.029	157.550	158.808	161.045
Paper bag and coated and treated paper manufacturing.....	322220		12/11	118.179	118.601	119.757	120.714	122.414
Primary products.....		322220-P	12/11	116.207	117.104	118.295	119.334	120.933
Specialty bags, pouches, and liners, multiweb laminations and foil, except film-film.....		322220-C	12/83	244.795	242.838	263.617	265.674	268.393
Uncoated single-web paper grocers' bags and sacks and variety and shopping bags.....		322220-D	12/83	410.018	410.018	410.018	410.018	410.273
Laminated aluminum foil rolls and sheets for flexible packaging uses.....		322220-F	12/03	129.869	131.239	131.400	134.600	140.122
Pasted, lined, laminated, or surface-coated paperboard.....		322220-G	12/84	297.087	299.289	299.289	304.402	308.932
Single-web paper, rolls and sheets, including waxed, for flexible packaging uses...		322220-H	12/87	223.715	232.498	232.503	232.503	235.841
Multiweb laminated rolls and sheets, except foil, for flexible packaging uses.....		322220-J	12/03	144.599	146.951	147.588	149.469	151.169
Printing paper, coated at establishments other than where paper was produced. ...		322220-K	12/82	260.440	260.440	260.440	260.440	266.011
Pressure-sensitive products.....		322220-N	12/82	213.656	215.006	218.544	221.127	224.441
Wallcoverings.....		322220-7	06/85	182.992	182.992	182.992	182.992	182.992
Converted foil for nonpackaging applications.....		322220-8	06/13	102.431	102.913	103.378	103.561	103.599
Other coated and processed papers, except for packaging uses.....		322220-9	12/11	107.191	108.300	108.523	109.383	110.073
Secondary products and miscellaneous receipts.....		322220-SM						
Miscellaneous receipts.....		322220-M	12/11	155.670	141.480	143.254	143.254	143.254
Stationery product mfg.....	32223		12/03	158.571	158.448	161.588	165.744	171.116
Stationery product manufacturing.....	322230		12/11	123.979	123.883	126.338	129.587	133.787
Primary products.....		322230-P	12/11	124.559	124.316	126.910	130.252	134.465
Die-cut paper and paperboard office supplies.....		322230-4	12/89	191.305	191.305	192.468	206.618	219.711
Envelopes, commercial, all types and materials.....		322230-5	12/84	192.535	195.308	203.213	206.341	208.780
Tablets, pads and related products.....		322230-9	06/85	211.833	211.896	212.420	216.656	225.937
Secondary products and miscellaneous receipts.....		322230-SM						
Miscellaneous receipts.....		322230-M	12/11	114.010	116.646	115.775	115.262	117.443
Other converted paper product mfg.....	32229		12/03	126.994	128.012	129.733	131.200	131.650
Sanitary paper product manufacturing.....	322291		12/03	117.784	117.597	118.494	119.915	120.248
Primary products.....		322291-P	06/83	173.052	172.629	174.385	175.646	175.831
Disposable diapers and similar disposable products, made from purchased sanitary paper stock.....		322291-2	12/03	98.903	98.903	99.255	99.449	99.449
Sanitary tissue paper products, made from purchased sanitary paper stock or wadding.....		322291-5	12/03	136.309	135.468	138.216	140.313	140.679
Secondary products and miscellaneous receipts.....		322291-SM						
Miscellaneous receipts.....		322291-M	12/03	193.176	193.176	180.654	214.092	228.318
All other converted paper product mfg.....	322299		12/03	149.979	154.226	158.120	159.683	160.436
Primary products.....		322299-P	12/03	147.979	152.323	155.756	157.011	157.647
Molded pulp goods, including egg cartons, florist pots, food trays, etc.....		322299-1	12/03	154.562	161.892	165.271	167.010	168.172
Miscellaneous converted paper and paperboard products.....		322299-3	12/03	146.041	149.837	153.260	154.424	154.964
Secondary products and miscellaneous receipts.....		322299-SM						
Printing and related support activities.....	323		12/03	127.492	128.213	132.280	133.376	134.520
Printing and related support activities.....	3231		12/03	127.644	128.366	132.438	133.535	134.681
Printing.....	32311		12/03	128.444	129.184	133.392	134.472	135.657
Commercial screen printing.....	323113		12/03	111.455	112.646	114.795	115.689	118.708
Primary products.....		323113-P	12/03	110.273	111.599	113.856	114.618	117.846
Screen printing on garments, apparel accessories, and other fabric articles, excluding labels.....		323113-4	06/90	144.923	147.399	149.897	151.319	156.031
Screen printing (excluding on textiles, apparel, apparel accessories, and labels) ...		323113-6	12/06	100.906	100.906	103.748	103.748	105.922
Secondary products and miscellaneous receipts.....		323113-SM						
Miscellaneous receipts.....		323113-M	12/03	123.628	124.462	124.462	126.442	129.666
Secondary products.....		323113-S	12/03	108.246	108.639	111.444	112.525	113.735
Books printing.....	323117		12/83	203.697	205.344	208.679	211.956	217.336
Primary products.....		323117-P	12/83	202.064	203.820	207.106	210.547	215.814
Other book and pamphlet printing and binding.....		323117-E	06/93	150.396	150.509	150.528	150.718	153.188
Textbook printing and binding.....		323117-1	06/93	117.567	120.713	123.286	125.472	127.315
Technical, scientific, & professional book printing & binding.....		323117-3	06/93	122.464	123.398	126.256	126.391	136.999
Religious book printing and binding.....		323117-5	06/93	140.875	142.661	147.883	153.282	157.430
General book (trade, etc.) printing & binding.....		323117-7	06/93	158.885	159.430	162.100	166.180	169.350
Secondary products and miscellaneous receipts.....		323117-SM						
Secondary products.....		323117-S	12/83	218.704	219.549	224.450	226.777	229.047
Commercial printing, except screen and books.....	32311K		12/11	114.136	114.719	118.742	119.649	120.365

See footnotes at end of table.

Table 11. Producer price indexes for net output of selected industries and their products, not seasonally adjusted — Continued
[January 2022]

Title ¹	Industry code	Product code	Index base	Unadjusted index ²				
				Sept. 2021	Oct. 2021 ^P	Nov. 2021 ^P	Dec. 2021 ^P	Jan. 2022 ^P
Commercial printing, except screen and books - Continued								
Primary products.....		32311K-P	12/11	112.643	113.227	117.220	118.016	118.587
Commercial lithographic printing.....		32311K-0	06/82	175.102	176.602	183.834	185.147	186.201
Other commercial and general job printing (lithographic).....		32311K-0B	12/01	112.728	112.531	113.230	114.263	116.225
Magazine and periodical printing (lithographic).....		32311K-01	06/82	146.137	152.602	152.602	156.592	156.363
Label and wrapper printing (lithographic).....		32311K-03	06/82	166.290	166.290	166.290	166.290	166.290
Catalog and directory printing (lithographic).....		32311K-05	06/82	150.101	150.502	151.045	151.117	153.721
Advertising printing (lithographic).....		32311K-09	06/82	160.731	161.638	162.331	163.056	163.512
Commercial flexographic printing.....		32311K-2	12/03	158.005	158.985	164.560	164.560	165.601
Label and wrapper printing (flexographic).....		32311K-21	12/01	154.839	155.880	157.517	157.517	158.924
Quick printing.....		32311K-4	12/03	127.684	127.684	127.684	127.684	127.684
Digital printing.....		32311K-5	12/03	105.590	105.423	110.361	111.412	111.821
Manifold business forms printing.....		32311K-6	12/03	212.675	212.675	217.547	217.547	218.134
Unit set business forms, loose or bound, manifold books, and pegboard accounting systems.....		32311K-62	12/17	108.393	108.393	108.393	108.393	108.685
Other commercial printing.....		32311K-9	12/03	123.639	123.639	123.639	125.788	127.382
All other commercial and general job printing.....		32311K-9V	09/18	128.818	128.818	128.818	128.818	132.327
Secondary products and miscellaneous receipts.....		32311K-SM						
Miscellaneous receipts.....		32311K-M	12/11	118.804	119.278	119.552	119.555	121.003
Secondary products.....		32311K-S	12/11	138.971	139.634	149.008	153.626	156.785
Support activities for printing.....	32312		12/03	109.114	109.373	109.889	111.541	111.667
Support activities for printing.....	323120		12/11	110.720	110.983	111.507	113.182	113.310
Primary products.....		323120-P	12/11	108.574	108.825	109.301	111.135	111.260
Softcover, pamphlet, sample book, and other binding of books and materials printed elsewhere.....		323120-3	12/06	120.742	122.044	122.283	125.835	126.182
Edition, library, and other hardcover binding of books printed elsewhere.....		323120-4	12/85	202.254	202.254	-	-	-
Miscellaneous binding and postpress work, incl collating, perforating, folding, gluing, etc.....		323120-5	12/06	121.823	122.174	124.058	125.052	125.244
Prepress services, excl platemaking (incl film, assembled flats, color sep., typesetting, etc.).....		323120-7	12/03	92.748	92.748	92.748	94.127	94.127
Printing plates and cylinders, prepared for printing (excl blank plates and blank cylinders).....		323120-9	12/03	102.417	102.417	102.417	104.765	104.765
Secondary products and miscellaneous receipts.....		323120-SM						
Petroleum and coal products manufacturing.....	324		12/84	321.730	347.477	349.254	328.581	344.489
Petroleum and coal products mfg.....	3241		12/84	321.730	347.477	349.254	328.581	344.489
Petroleum refineries.....	32411		06/85	321.787	349.297	351.053	328.348	344.697
Petroleum refineries.....	324110		06/85	321.829	349.354	351.110	328.394	344.746
Primary products.....		324110-P	06/85	334.210	363.866	365.758	341.283	358.469
Kerosene, except jet fuel.....		324110-B	06/85	278.029	317.504	311.084	284.072	307.730
Light fuel oils.....		324110-C	06/85	394.375	442.061	433.694	408.782	429.713
Home heating oil and other distillates, NEC.....		324110-C1	06/85	261.805	301.801	301.298	264.977	276.799
Diesel fuel.....		324110-C2	06/85	418.305	468.290	459.057	434.040	456.389
Heavy fuel oils, including No. 5, No. 6, heavy diesel, gas enrichment oils, etc.....		324110-E	06/85	264.289	289.203	301.774	299.041	280.621
Unfinished oils and lubricating oil base stock.....		324110-J	06/85	511.989	515.215	487.919	468.938	527.502
Liquefied refinery gases, including other aliphatics (feed stock and other uses)....		324110-R	06/85	903.173	1,066.632	1,074.069	944.452	1,006.768
Other finished petroleum products, including waxes.....		324110-T	06/85	433.135	455.085	557.223	723.163	725.908
Gasoline, including finished base stocks and blending agents.....		324110-I	06/85	267.552	283.764	286.556	261.726	273.455
Motor gasoline, including finished base stocks and blending agents.....		324110-12	06/85	269.214	285.938	288.396	263.376	275.178
Regular gasoline.....		324110-121	06/85	261.436	278.518	280.463	255.850	267.422
Mid-premium gasoline.....		324110-122	12/87	383.468	408.679	415.339	381.937	391.076
Premium gasoline.....		324110-123	06/85	280.219	291.093	296.648	272.743	285.052
Jet fuel.....		324110-6	06/85	260.204	292.529	303.576	269.770	301.650
Asphalt.....		324110-9	06/85	248.544	245.053	264.984	248.417	238.559
Secondary products and miscellaneous receipts.....		324110-SM1						
Asphalt paving and roofing materials mfg.....	32412		12/84	293.211	293.751	297.410	300.776	317.005
Asphalt paving mixture & block manufacturing.....	324121		06/81	329.291	330.949	330.540	334.103	365.288
Primary products.....		324121-P	06/81	327.636	329.406	328.968	332.769	365.892
Asphalt paving mixtures & blocks.....		324121-0	06/81	327.636	329.406	328.968	332.769	365.892
Emulsified asphalt, including liquid additives.....		324121-0111	12/04	219.831	223.470	226.055	225.621	225.023
Other liquid asphalt and tar paving materials, including cut-backs.....		324121-0121	12/04	295.893	299.942	300.532	299.971	299.669
Asphalt and tar paving mixt. (excl liquid), incl bitum. or asph. concrete, asph. paving cement.....		324121-0131	12/04	210.224	210.071	208.286	212.878	250.883
Secondary products and miscellaneous receipts.....		324121-SM						
Miscellaneous receipts.....		324121-M	12/04	175.682	175.682	175.682	175.682	177.472
Secondary products.....		324121-S	06/81	334.915	334.915	334.915	334.915	334.915
Asphalt shingle and coating materials manufacturing.....	324122		06/84	293.858	293.441	301.224	304.792	309.231
Primary products.....		324122-P	06/84	296.477	296.070	304.355	307.907	311.342

See footnotes at end of table.

Table 11. Producer price indexes for net output of selected industries and their products, not seasonally adjusted — Continued
[January 2022]

Title ¹	Industry code	Product code	Index base	Unadjusted index ²				
				Sept. 2021	Oct. 2021 ^P	Nov. 2021 ^P	Dec. 2021 ^P	Jan. 2022 ^P
Asphalt shingle and coating materials manufacturing - Continued								
Roofing asphalts and pitches, coatings, and cements.....		324122-1	06/84	270.299	270.111	269.885	270.018	278.276
Prepared asphalt and tar roofing and siding products, incl. saturated felts for nonbuilding use.....		324122-2	06/84	296.242	295.805	305.359	309.416	312.009
Asphalt smooth-surfaced roll roofing and cap sheets, organic and fiberglass base.....		324122-21	12/12	118.245	118.362	113.898	115.329	116.723
Asphalt mineral-surfaced roll roofing and cap sheets, organic and fiberglass base.....		324122-22	06/06	222.732	227.054	230.874	231.625	235.364
Other prepared asphalt and tar products for roofing and siding.....		324122-27	06/06	148.513	151.993	152.541	155.805	161.848
Secondary products and miscellaneous receipts.....		324122-SM						
Other petroleum and coal products mfg.....	32419		12/84	447.306	460.643	460.689	464.188	469.475
Petroleum lubricating oil and grease mfg.....	324191		12/80	509.515	527.871	527.774	528.654	532.206
Primary products.....		324191-P	12/80	536.465	555.524	555.413	556.412	560.391
Petroleum lubricating oils and greases, refined petroleum.....		324191-0	12/80	536.465	555.524	555.413	556.412	560.391
Lubricating oils (incl. hydraulic fluids, etc.), refined petroleum.....		324191-011	12/80	552.078	573.693	573.564	574.717	578.484
Secondary products and miscellaneous receipts.....		324191-SM						
All other petroleum and coal products mfg.....	324199		12/03	280.700	281.833	282.206	291.500	300.474
Primary products.....		324199-P	12/03	289.958	290.626	291.028	301.312	310.691
Coke oven and blast furnace products, made in coke oven establishments.....		324199-3	12/09	148.399	144.873	142.346	144.957	153.723
All other petroleum and coal products (excl. coke oven products), made in coke oven estab.....		324199-9	12/02	310.920	319.518	325.518	341.950	343.925
Secondary products and miscellaneous receipts.....		324199-SM						
Secondary products.....		324199-S	12/09	144.475	156.340	156.210	146.859	150.021
Chemical mfg.....	325		12/84	331.361	335.524	338.271	339.020	341.911
Basic chemical mfg.....	3251		12/84	401.335	409.957	422.212	421.282	417.118
Petrochemical mfg.....	32511		12/03	202.218	206.455	199.680	185.258	180.352
Petrochemical manufacturing.....	325110		12/03	204.713	208.163	201.569	187.148	181.678
Primary products.....		325110-P	12/03	232.582	228.813	223.747	209.010	198.190
Secondary products and miscellaneous receipts.....		325110-SM						
Industrial gas mfg.....	32512		12/03	195.928	191.140	220.935	226.772	227.039
Industrial gas manufacturing.....	325120		12/03	196.474	191.663	221.598	227.463	227.730
Primary products.....		325120-P	06/81	325.771	317.579	368.552	378.539	378.976
Oxygen.....		325120-A	06/81	388.248	387.726	387.726	387.829	390.182
Argon and hydrogen.....		325120-C	06/09	87.046	86.194	86.128	86.094	86.540
Other industrial gases (including fluorocarbon and acetylene).....		325120-T	06/09	223.873	215.523	268.659	279.269	279.269
Carbon dioxide.....		325120-4	06/81	524.456	526.598	523.599	517.672	523.242
Nitrogen.....		325120-7	06/81	246.212	246.682	248.043	248.282	248.017
Secondary products and miscellaneous receipts.....		325120-SM						
Synthetic dye and pigment mfg.....	32513		12/03	149.778	151.749	158.073	156.443	160.611
Synthetic dye and pigment manufacturing.....	325130		12/11	98.962	100.264	104.448	103.369	106.124
Primary products.....		325130-P	12/11	97.089	98.343	102.694	101.534	104.316
All other inorganic pigments, including TiO ₂ , chrome colors, and other white opaque pigments.....		325130-N	09/21	100.000	101.114	107.008	105.521	107.016
Chrome colors and other inorganic pigments.....		325130-N7	06/83	287.397	-	-	-	-
Synthetic organic dyes, pigments, lakes, and toners.....		325130-R	09/21	100.000	101.752	102.578	102.138	108.551
Synthetic organic dyes.....		325130-R8	12/82	109.644	115.058	115.719	118.851	136.889
Synthetic organic pigments, lakes, and toners.....		325130-R9	12/82	184.660	185.523	187.215	183.946	188.312
Secondary products and miscellaneous receipts.....		325130-SM						
Other basic inorganic chemical manufacturing.....	32518		12/03	301.950	320.663	324.751	330.303	338.710
Other basic inorganic chemical manufacturing.....	325180		12/10	131.634	139.664	141.451	143.882	147.574
Primary products.....		325180-P	12/10	113.155	113.739	115.510	118.141	122.626
Potassium and sodium compounds, excluding bleaches, alkalis, and alum.....		325180-A	12/82	451.556	457.029	468.670	477.729	490.526
All other inorganic chemicals.....		325180-H	12/03	333.306	333.429	341.010	345.755	350.159
Inorganic acids, excluding nitric, sulfuric and phosphoric.....		325180-3	12/82	121.206	125.949	129.747	129.739	134.198
Sodium hydroxide (caustic soda).....		325180-4	12/80	441.086	469.401	475.981	502.066	598.847
Carbon black, all processes.....		325180-6	12/83	466.885	476.385	493.991	564.759	554.163
Other alkalis.....		325180-7	12/11	114.630	114.883	116.947	116.304	127.078
Sulfuric acid.....		325180-9	12/82	163.471	164.917	163.839	152.463	153.665
Secondary products and miscellaneous receipts.....		325180-SM						
Miscellaneous receipts.....		325180-M	12/10	207.039	273.566	273.566	273.566	273.757
Secondary products.....		325180-S	12/10	183.717	181.729	186.174	189.270	187.024
Other basic organic chemical mfg.....	32519		12/03	207.161	209.001	219.139	221.969	217.200
Ethyl alcohol manufacturing.....	325193		12/03	230.669	229.684	261.978	275.130	242.136
Primary products.....		325193-P	12/82	265.081	266.588	317.746	336.355	279.768
Ethyl alcohol.....		325193-0	12/82	265.081	266.588	317.746	336.355	279.768

See footnotes at end of table.

Table 11. Producer price indexes for net output of selected industries and their products, not seasonally adjusted — Continued
[January 2022]

Title ¹	Industry code	Product code	Index base	Unadjusted index ²				
				Sept. 2021	Oct. 2021 ^P	Nov. 2021 ^P	Dec. 2021 ^P	Jan. 2022 ^P
Ethyl alcohol manufacturing - Continued								
Secondary products and miscellaneous receipts.....		325193-SM						
Secondary products.....		325193-S	12/03	206.383	199.092	202.913	209.674	210.871
Cyclic crude, intermediate, and gum and wood chemical mfg.....	325194		06/11	117.954	119.877	119.128	121.682	121.927
Primary products.....		325194-P	06/11	128.618	131.024	132.998	136.116	136.210
Gum and wood chemicals, including wood distillation products.....		325194-1	06/84	452.224	456.092	457.092	458.006	467.170
Cyclic crude and intermediate chemicals.....		325194-2	12/03	226.464	231.382	235.740	242.723	241.577
Secondary products and miscellaneous receipts.....		325194-SM						
All other basic organic chemical manufacturing.....	325199		12/03	205.182	208.079	210.998	209.608	215.365
Primary products.....		325199-P	12/82	364.441	370.236	376.126	373.593	383.824
Natural organic chemicals.....		325199-E	12/08	119.528	121.288	120.973	120.623	122.120
Synthetic organic chemicals for use as flavor and perfume materials.....		325199-H	12/03	114.870	118.642	119.008	119.508	115.104
Synthetic organic plasticizers.....		325199-N	12/03	182.919	184.691	197.924	221.023	223.055
Other synthetic organic chemicals.....		325199-R	12/03	180.695	183.687	194.522	200.234	199.716
Miscellaneous end use chemicals and chemical products, excluding urea.....		325199-T	12/82	362.991	364.316	364.509	364.513	375.156
Miscellaneous cyclic and acyclic chemicals and chemical products, excluding fatty acid esters.....		325199-V	12/82	354.005	356.652	367.451	350.806	—
Fatty acids.....		325199-1	06/85	304.981	320.706	324.283	312.098	308.590
Industrial organic flavor oil mixtures and blends.....		325199-7	12/08	403.156	403.156	409.478	409.478	424.164
Secondary products and miscellaneous receipts.....		325199-SM						
Miscellaneous receipts.....		325199-M	12/82	1,388.814	1,388.814	1,388.814	1,388.814	1,390.964
Resin, synthetic rubber, and artificial/synthetic fiber/filaments mfg.....	3252		12/84	279.523	281.559	278.422	272.552	266.116
Resin and synthetic rubber mfg.....	32521		12/03	228.723	230.093	227.563	222.754	216.912
Plastics material and resins mfg.....	325211		12/80	377.061	379.449	375.376	367.710	357.181
Primary products.....		325211-P	12/80	353.283	355.601	350.647	341.833	329.580
Thermoplastic resins and plastics materials.....		325211-1	12/80	358.010	359.606	353.722	343.183	328.228
Thermosetting resins and plastics materials.....		325211-4	12/80	306.885	314.539	316.706	321.081	329.449
Secondary products and miscellaneous receipts.....		325211-SM						
Synthetic rubber manufacturing.....	325212		06/81	273.516	273.921	269.890	261.565	262.861
Primary products.....		325212-P	06/81	272.231	272.928	268.645	259.801	261.178
Synthetic rubber (vulcanizable elastomers).....		325212-0	06/81	272.231	272.928	268.645	259.801	261.178
Secondary products and miscellaneous receipts.....		325212-SM						
Artificial fibers and filaments manufacturing.....	32522		12/03	147.672	151.063	149.108	146.032	147.009
Artificial fibers and filaments manufacturing.....	325220		06/81	150.278	153.730	151.729	148.588	149.586
Primary products.....		325220-P	06/81	152.743	156.268	153.913	150.407	151.520
Polyester manufactured fibers.....		325220-7	12/89	124.347	135.323	135.460	132.451	137.146
Other noncellulosic organic fibers, incl. polyamide, polyolefin, and producer-textured.....		325220-9	06/11	124.056	124.891	122.464	119.655	119.612
Secondary products and miscellaneous receipts.....		325220-SM						
Pesticide, fertilizer, and other agricultural chemical mfg.....	3253		12/84	276.246	287.042	299.215	312.345	323.361
Fertilizer mfg.....	32531		12/03	247.988	263.378	281.658	301.198	312.831
Nitrogenous fertilizer manufacturing.....	325311		12/79	421.322	483.638	539.354	605.213	648.451
Primary products.....		325311-P	12/79	408.633	471.210	527.159	593.294	634.871
Synthetic ammonia, nitric acid, ammonium compounds, and urea.....		325311-A	12/14	113.367	131.865	148.404	167.953	179.657
Fertilizer materials of organic origin.....		325311-7	06/03	133.931	133.931	133.931	133.931	144.507
Secondary products and miscellaneous receipts.....		325311-SM						
Secondary products.....		325311-S	12/79	510.048	510.048	510.048	510.048	—
Phosphatic fertilizer manufacturing.....	325312		12/79	478.125	487.469	514.875	538.152	543.075
Primary products.....		325312-P	12/79	398.126	406.118	429.288	446.185	450.102
Phosphoric acid, superphosphates, and other phosphatic fertilizer materials.....		325312-A	12/09	201.815	207.469	218.739	226.661	—
Mixed fertilizers, made in plants which manufacture fertilizer materials.....		325312-7	12/79	366.185	362.456	387.055	407.040	—
Secondary products and miscellaneous receipts.....		325312-SM						
Fertilizer, mixing only, manufacturing.....	325314		12/79	254.951	261.600	266.510	273.130	284.634
Primary products.....		325314-P	12/79	257.832	262.803	267.052	273.911	286.213
Mixed fertilizers, mixing only.....		325314-0	06/86	229.016	233.431	237.205	243.298	254.225
Mixed fertilizers, dry, mixing only.....		325314-01	06/03	174.046	176.848	178.592	180.498	188.853
Mixed fertilizers, liquid, mixing only.....		325314-02	06/86	250.151	258.410	269.503	293.049	304.671
Secondary products and miscellaneous receipts.....		325314-SM						
Miscellaneous receipts.....		325314-M	12/79	176.049	—	—	—	—
Pesticide and other agricultural chemical mfg.....	32532		12/03	138.406	139.206	139.358	139.672	143.780
Pesticide and other agricultural chemical manufacturing.....	325320		06/82	190.562	191.664	191.874	192.305	197.962
Primary products.....		325320-P	06/82	199.503	200.640	200.860	201.096	207.444
Agricultural and commercial pesticides and chemicals.....		325320-1	06/03	134.758	135.218	135.218	135.218	139.774
Lawn and garden pesticides and chemicals.....		325320-4	06/03	162.523	167.397	170.246	170.246	170.246

See footnotes at end of table.

Table 11. Producer price indexes for net output of selected industries and their products, not seasonally adjusted — Continued
[January 2022]

Title ¹	Industry code	Product code	Index base	Unadjusted index ²				
				Sept. 2021	Oct. 2021 ^P	Nov. 2021 ^P	Dec. 2021 ^P	Jan. 2022 ^P
Pesticide and other agricultural chemical manufacturing - Continued								
Household and institutional pesticides and chemicals.....		325320-7	06/03	149.452	150.981	150.981	152.941	158.211
Secondary products and miscellaneous receipts.....		325320-SM						
Pharmaceutical and medicine mfg.....	3254		12/84	526.850	527.497	527.407	530.686	538.884
Pharmaceutical and medicine mfg.....	32541		12/03	219.977	220.247	220.210	221.578	225.002
Medicinal and botanical manufacturing.....	325411		06/82	179.435	179.512	179.314	179.713	183.808
Primary products.....		325411-P	06/82	182.635	182.714	182.512	182.918	187.087
Synthetic organic medicinal chemicals, medicinal & botanical drugs, & other products.....		325411-0	12/11	101.877	101.921	101.809	102.035	104.360
Pharmaceutical preparation manufacturing.....	325412		06/81	833.120	834.211	834.215	834.337	847.527
Primary products.....		325412-P	06/81	932.303	933.164	933.189	933.046	948.209
Pharmaceuticals acting on the respiratory system, for human use.....		325412-A	06/01	221.676	221.676	221.676	221.676	225.534
Antihistamines and bronchodilators, including antiasthmatics.....		325412-A111	06/81	1,082.135	1,082.135	1,082.135	1,082.135	1,082.135
Other respiratory preparations.....		325412-A112	06/01	230.798	230.798	230.798	230.798	236.254
Other respiratory preparations, over-the-counter.....		325412-A112OC	05/17	102.784	102.784	102.784	102.784	104.618
Other respiratory preparations, prescription.....		325412-A112RX	05/17	114.948	114.948	114.948	114.948	117.801
Pharmaceuticals acting on the digestive or the genito-urinary systems, for human use.....		325412-D	06/01	196.504	196.504	196.485	196.485	196.486
Other digestive or genito-urinary preparations.....		325412-D112	06/01	202.975	202.975	202.955	202.955	202.956
Other digestive or genito-urinary preparations, over-the-counter.....		325412-D112OC	05/17	102.345	102.345	102.345	102.345	102.345
Other digestive or genito-urinary preparations, prescription.....		325412-D112RX	05/17	102.318	102.318	102.306	102.306	102.307
Pharmaceuticals acting on the skin, for human use.....		325412-G	06/01	176.986	176.986	176.986	176.986	177.490
Other pharmaceutical preparations acting on the skin.....		325412-G311	12/09	107.733	107.733	107.733	107.733	108.196
Anti-acne preparations.....		325412-G411	12/09	106.076	106.076	106.076	106.076	106.076
Vitamin, nutrient, and hematinic preparations, for human use.....		325412-L	06/01	141.355	141.184	141.261	140.916	146.095
Multivitamins.....		325412-L111	06/81	185.323	185.323	185.323	185.323	200.377
Other vitamins and nutrients.....		325412-L112	06/01	153.486	153.168	153.312	152.667	153.368
Pharmaceuticals affecting parasitic and infective diseases, for human use.....		325412-Q	06/01	272.469	272.469	272.469	272.469	275.607
Broad and medium spectrum antibiotics.....		325412-Q111	06/81	597.243	597.243	597.243	597.243	600.203
Systemic antivirals.....		325412-Q112	06/01	275.345	275.345	275.345	275.345	280.399
Other parasitic and infective diseases.....		325412-Q113	06/01	300.831	300.831	300.831	300.831	304.364
Pharmaceuticals affecting neoplasms, the endocrine system, & metabolic diseases, for human use.....		325412-1	06/01	317.256	317.440	317.440	317.440	322.979
Cancer therapy products.....		325412-1111	06/81	896.831	896.831	896.831	896.831	926.114
Insulin/antidiabetes products.....		325412-1112	06/81	1,558.126	1,561.670	1,561.670	1,561.670	1,590.667
Other neoplasms, endocrine system, and metabolic diseases.....		325412-1113	06/81	1,083.045	1,083.045	1,083.045	1,083.045	1,103.098
Hormones and oral contraceptives.....		325412-1114	12/09	222.686	222.686	222.686	222.686	224.105
Pharmaceuticals acting on the central nervous system and the sense organs, for human use.....		325412-4	06/01	313.687	314.449	314.449	314.449	320.581
Analgesics.....		325412-4111	06/01	319.273	321.338	321.338	321.338	330.236
Psychotherapeutics.....		325412-4112	06/81	6,574.719	6,574.719	6,574.719	6,574.719	6,705.705
Antidepressants.....		325412-41121	12/87	1,161.089	1,161.089	1,161.089	1,161.089	1,183.380
Other psychotherapeutics, including tranquilizers.....		325412-41123	06/01	346.231	346.231	346.231	346.231	353.406
Other central nervous system and sense organs.....		325412-4113	06/01	249.736	249.736	249.736	249.736	253.208
Anticonvulsants.....		325412-4114	12/09	238.085	238.085	238.085	238.085	238.085
Analgesics, over-the-counter.....		325412-4111OC	05/17	100.596	104.562	104.562	104.562	104.562
Analgesics, prescription.....		325412-4111RX	05/17	120.955	121.343	121.343	121.343	125.048
Pharmaceuticals acting on the cardiovascular system, for human use.....		325412-7	06/81	1,625.206	1,625.206	1,625.206	1,625.206	1,639.388
Other cardiovascular preparations.....		325412-7113	06/01	539.890	539.890	539.890	539.890	539.890
Secondary products and miscellaneous receipts.....		325412-SM						
Miscellaneous receipts.....		325412-M	06/81	457.883	460.135	460.046	461.340	466.086
Secondary products.....		325412-S	06/81	292.747	292.747	292.751	292.835	302.102
In-vitro diagnostic substance manufacturing.....	325413		03/80	257.746	258.230	257.571	283.189	284.008
Primary products.....		325413-P	06/87	180.403	180.804	180.258	201.459	201.077
In-vitro diagnostic substances.....		325413-0	06/91	160.195	160.551	160.067	178.892	178.554
Secondary products and miscellaneous receipts.....		325413-SM						
Other biological product manufacturing.....	325414		06/91	233.633	233.633	233.633	233.633	238.442
Primary products.....		325414-P	06/91	242.195	242.195	242.195	242.195	246.959
Biological products, excluding diagnostic, for veterinary, industrial, and all other misc. uses.....		325414-A	03/80	172.069	172.069	172.069	172.069	—
Biological products, excluding diagnostic, for human use.....		325414-T	06/09	145.485	145.485	145.485	145.485	149.007
Secondary products and miscellaneous receipts.....		325414-SM1						
Paint, coating & adhesive mfg.....	3255		12/03	192.410	194.438	195.820	198.510	208.758
Paint and coating mfg.....	32551		06/83	340.699	344.497	347.143	350.812	372.714
Paint and coating manufacturing.....	325510		06/83	340.122	343.912	346.554	350.215	372.071
Primary products.....		325510-P	06/83	345.193	349.278	352.123	356.087	379.882

See footnotes at end of table.

Table 11. Producer price indexes for net output of selected industries and their products, not seasonally adjusted — Continued
[January 2022]

Title ¹	Industry code	Product code	Index base	Unadjusted index ²				
				Sept. 2021	Oct. 2021 ^P	Nov. 2021 ^P	Dec. 2021 ^P	Jan. 2022 ^P
Paint and coating manufacturing - Continued								
Miscellaneous allied paint products including paint and varnish removers, thinners, etc.....		325510-B	12/88	335.265	340.127	343.006	347.124	367.845
Architectural coatings.....		325510-1	06/83	387.577	391.149	394.717	397.859	434.329
Exterior architectural coatings.....		325510-11	12/12	131.476	134.229	137.285	139.765	152.929
Interior architectural coatings.....		325510-12	12/12	124.422	124.780	124.982	125.267	136.570
Product finishes for original equipment manufacturers (OEM), excluding marine coatings.....		325510-4	06/83	222.718	226.343	227.993	232.911	237.655
Transportation finishes, except powdered and high-solids coatings.....		325510-41	12/12	112.927	114.519	114.315	114.771	115.394
All other product finishes for original equipment manufacturers (OEM), excluding marine coating.....		325510-42	12/12	119.497	121.550	122.888	126.413	129.734
Special purpose coatings incl. marine, industrial, construction and maintenance coatings, etc.....		325510-7	06/83	465.312	470.330	473.725	476.031	513.254
Automotive, other transportation and machinery refinish paints and enamels, including primers.....		325510-71	12/12	140.515	141.787	146.111	147.869	149.444
Special purpose coatings, including all marine coatings and traffic marking paints.....		325510-72	12/12	130.627	132.129	131.814	132.053	146.219
Secondary products and miscellaneous receipts.....		325510-SM						
Secondary products.....		325510-S	06/83	283.621	285.348	286.787	288.047	290.166
Adhesive mfg.....	32552		12/03	178.642	180.298	181.361	185.062	190.439
Adhesive manufacturing.....	325520		12/83	290.537	293.237	294.963	300.976	309.729
Primary products.....		325520-P	12/83	294.230	296.310	298.265	305.003	313.021
Nonstructural caulking compounds and sealants.....		325520-A	12/06	170.598	170.884	170.884	176.719	187.149
Structural sealants (load bearing).....		325520-B	12/06	127.440	128.344	128.344	128.344	129.761
Synthetic resin & rubber adhesives, incl all types of bonding & laminating adhesives.....		325520-4	12/83	304.657	307.501	310.686	317.528	322.924
Epoxy adhesives.....		325520-41	06/06	169.765	170.916	170.916	173.966	173.720
Other synthetic resin and rubber adhesives.....		325520-46	06/97	203.931	206.645	212.624	216.520	225.849
Secondary products and miscellaneous receipts.....		325520-SM						
Miscellaneous receipts.....		325520-M	12/83	281.730	298.621	298.621	298.621	315.419
Secondary products.....		325520-S	12/83	243.570	243.766	243.684	244.348	256.842
Soap, cleaners, and toilet preparation mfg.....	3256		12/84	184.232	185.629	186.150	187.072	191.412
Soap & cleaning compound mfg.....	32561		12/03	155.567	157.454	158.301	159.096	161.185
Soap and other detergent manufacturing.....	325611		06/83	188.594	189.423	189.885	190.255	191.226
Primary products.....		325611-P	06/83	191.159	191.886	192.572	192.662	193.744
Soaps and detergents, commercial, industrial, and institutional.....		325611-1	06/83	270.702	272.368	274.478	274.621	278.613
Commercial, industrial, and institutional hard surface cleaners.....		325611-11	06/07	123.918	124.322	124.904	125.248	125.917
Commercial, industrial, and institutional laundry detergents.....		325611-12	06/07	153.040	153.995	156.963	156.969	156.969
Commercial, industrial, and institutional dishwashing detergents.....		325611-13	12/11	121.512	121.643	122.099	122.162	126.805
Commercial, industrial, and institutional metal cleaners.....		325611-14	12/11	120.507	127.417	127.417	127.815	127.815
Dairy, farm, and food plant cleaners, sanitizers, etc.....		325611-16	06/07	138.320	138.320	138.320	138.292	138.430
Commercial, industrial, and institutional soaps, excluding specialty cleaners.....		325611-17	06/07	141.800	144.672	145.063	145.035	145.035
Commercial, industrial, and institutional scouring cleaners.....		325611-18	05/18	100.353	100.353	100.353	100.353	100.353
Household detergents.....		325611-4	06/83	160.724	160.842	161.117	161.104	161.184
Household alkaline detergents and cleaners.....		325611-45	05/18	107.724	108.025	108.153	108.121	108.325
Household dry and liquid laundry detergents.....		325611-46	05/18	107.792	107.792	107.997	107.997	107.997
Soaps, excluding specialty cleaners, household.....		325611-7	06/83	194.522	195.972	195.972	196.336	196.336
Secondary products and miscellaneous receipts.....		325611-SM						
Miscellaneous receipts.....		325611-M	06/83	191.079	200.048	200.131	200.206	200.286
Secondary products.....		325611-S	06/83	166.305	166.768	166.503	167.772	168.385
Polish and other sanitation good mfg.....	325612		06/83	220.579	221.052	226.267	226.823	229.436
Primary products.....		325612-P	06/83	231.205	231.631	236.525	237.265	239.289
Polishing preparations and related products.....		325612-7	06/83	258.380	261.837	266.460	271.465	279.606
Specialty cleaning and sanitation products.....		325612-8	05/17	106.877	106.867	110.083	110.161	110.900
Disinfectants, nonagricultural, industrial and institutional.....		325612-81	05/17	120.883	120.883	120.883	120.883	121.974
Air and room fresheners.....		325612-83	06/83	157.328	157.328	172.319	172.319	172.547
Laundry fabric softeners and rinses, liquid and dry.....		325612-88	05/17	107.099	107.099	107.099	107.198	107.645
Other specialty cleaning and sanitation products.....		325612-89	06/89	170.975	170.932	177.056	177.272	179.119
Secondary products and miscellaneous receipts.....		325612-SM						
Miscellaneous receipts.....		325612-M	06/83	158.276	158.276	158.276	158.276	162.221
Surface active agent manufacturing.....	325613		12/83	297.282	307.336	306.274	310.130	319.085
Primary products.....		325613-P	12/83	324.554	333.792	332.472	336.781	347.057
Surfactants, finishing agents, and assistants.....		325613-0	12/83	324.554	333.792	332.472	336.781	347.057
Textile and leather assistants and finishes.....		325613-01	12/83	216.688	216.688	218.593	220.434	221.375
Surfactants (bulk surface active agents).....		325613-02	12/83	365.007	376.993	374.787	379.901	392.992
Secondary products and miscellaneous receipts.....		325613-SM						
Toilet preparation mfg.....	32562		12/03	116.536	116.840	116.834	117.408	121.451

See footnotes at end of table.

Table 11. Producer price indexes for net output of selected industries and their products, not seasonally adjusted — Continued
[January 2022]

Title ¹	Industry code	Product code	Index base	Unadjusted index ²				
				Sept. 2021	Oct. 2021 ^P	Nov. 2021 ^P	Dec. 2021 ^P	Jan. 2022 ^P
Toilet preparation manufacturing.....	325620		03/80	211.952	212.505	212.492	213.537	220.880
Primary products.....		325620-P	03/80	217.228	217.702	217.684	218.809	222.386
Denture cleaners, mouthwashes, gargles, and rinses.....		325620-A	12/03	—	126.759	126.759	126.759	126.794
Creams, lotions, and oils, excluding shaving, hair, and deodorant.....		325620-D	03/80	208.460	208.511	208.424	208.728	214.946
Other cosmetics and toilet preparations.....		325620-G	06/99	114.829	114.858	114.858	115.068	115.552
Shaving preparations.....		325620-1	03/80	—	211.747	210.830	216.495	217.817
Perfumes, toilet waters, and colognes.....		325620-4	03/80	—	219.108	219.108	225.868	232.298
Hair preparations (including shampoos).....		325620-7	03/80	245.677	247.766	247.823	248.380	254.404
Hair preparations incl professional, consumer, and cream/gel shampoos.....		325620-71	06/07	136.872	138.093	138.093	138.541	142.807
Hair tonics and hair dressings incl professional and consumer use.....		325620-72	06/07	117.510	118.355	118.468	118.361	118.774
Secondary products and miscellaneous receipts.....		325620-SM						
Secondary products.....		325620-S	03/80	—	335.095	335.095	342.368	343.880
Other chemical product & preparation mfg.....	3259		12/03	158.340	161.843	162.727	162.956	165.172
Printing ink mfg.....	32591		12/03	170.611	173.869	175.071	175.032	176.842
Printing ink manufacturing.....	325910		06/84	228.670	233.042	234.650	234.604	237.025
Primary products.....		325910-P	06/84	231.942	236.451	238.018	238.087	240.468
Flexographic printing inks.....		325910-A	06/84	234.728	244.324	244.836	244.983	264.760
Nonimpact/digital inks.....		325910-E	06/05	207.683	208.363	211.657	211.541	208.097
All other printing inks.....		325910-H	06/84	209.618	212.169	213.349	214.986	214.986
Lithographic and offset inks.....		325910-6	06/84	217.881	224.916	225.052	225.052	227.568
News and nonheat web offset printing inks.....		325910-61	12/89	292.761	307.428	307.436	307.436	307.436
Publication and commercial web inks.....		325910-62	12/97	143.159	147.994	147.994	147.994	147.994
Sheet-fed general inks.....		325910-63	12/97	141.383	144.324	144.878	144.878	149.458
Sheet-fed packaging inks.....		325910-64	06/05	134.132	137.262	137.262	137.262	141.819
Gravure printing inks.....		325910-7	06/84	172.236	172.236	172.236	172.236	172.236
Secondary products and miscellaneous receipts.....		325910-SM						
Miscellaneous receipts.....		325910-M	06/84	185.218	187.515	191.140	187.675	192.268
Secondary products.....		325910-S	06/84	162.451	162.451	162.451	162.179	162.793
Explosives mfg.....	32592		12/06	133.229	133.994	134.078	135.554	139.933
Explosives manufacturing.....	325920		12/80	338.374	340.317	340.530	344.280	355.400
Primary products.....		325920-P	12/80	297.018	298.955	298.984	302.885	311.928
Explosives.....		325920-0	12/80	298.947	300.896	300.926	304.851	313.953
Secondary products and miscellaneous receipts.....		325920-SM						
All other chemical product & preparation mfg.....	32599		12/03	157.039	160.722	161.609	161.791	163.902
Custom compounding of purchased resins.....	325991		06/93	194.632	205.166	206.592	209.173	213.314
Primary products.....		325991-P	06/93	202.018	213.918	215.529	218.444	223.123
Custom compounding of purchased resins and color concentrates.....		325991-0	06/93	201.007	212.847	214.451	217.351	222.006
Secondary products and miscellaneous receipts.....		325991-SM						
Photographic film and chemical manufacturing.....	325992		12/03	140.364	143.220	143.576	144.263	143.660
Primary products.....		325992-P	12/03	148.247	152.467	152.985	153.792	152.036
Photographic sensitized film, plates, paper, & cloth.....		325992-T	06/07	159.370	163.050	163.778	164.914	162.444
Photographic sensitized film, plates, paper, & cloth, silver-halide-type (excluding X-ray).....		325992-T1	01/00	153.488	159.298	157.151	159.100	155.200
Sensitized photographic film, plates, paper & cloth, other than silver-halide-type, incl. X-ray.....		325992-T3	12/03	151.293	151.293	156.375	156.136	156.136
Prepared photographic chemicals.....		325992-5	12/83	71.879	75.176	75.176	75.176	75.176
Secondary products and miscellaneous receipts.....		325992-SM						
Miscellaneous receipts.....		325992-M	12/03	113.337	113.337	113.337	113.706	113.706
Other miscellaneous chemical product manufacturing.....	325998		06/85	229.565	231.370	232.806	231.091	235.168
Primary products.....		325998-P	06/85	223.613	225.592	227.200	225.299	229.886
Water treating compounds.....		325998-A	06/85	205.987	210.962	209.061	213.315	224.641
All other chemical preparations, including essential oils.....		325998-J	06/85	241.115	241.454	245.642	241.788	245.040
Secondary products and miscellaneous receipts.....		325998-SM						
Miscellaneous receipts.....		325998-M	12/03	161.430	161.430	161.430	161.430	159.131
Secondary products.....		325998-S	06/85	313.766	313.766	313.117	313.523	314.703
Plastics and rubber products mfg.....	326		12/84	224.647	228.263	231.658	234.823	238.097
Plastics product mfg.....	3261		06/93	201.653	205.267	208.629	211.607	213.643
Unsupported plastics film, sheet, and bag mfg.....	32611		12/03	195.446	199.087	200.675	201.726	200.676
Plastics bag and pouch manufacturing.....	326111		12/03	207.322	209.674	207.436	207.086	206.637
Primary products.....		326111-P	12/03	210.283	212.945	210.182	209.593	209.039
Single-web film specialty bags, pouches, and liners.....		326111-1	12/83	323.761	327.928	323.214	321.998	320.753
Polyethylene grocery and variety bags and pouches.....		326111-11	06/07	168.181	168.181	162.682	162.302	162.302
Polyethylene refuse bags.....		326111-12	06/07	164.093	168.906	167.268	161.253	158.663
Other polyethylene bags, pouches, and liners.....		326111-15	06/07	161.199	164.420	163.600	161.287	160.350
Coextruded single-web film specialty bags, pouches, & liners.....		326111-16	06/13	132.896	132.896	132.896	139.185	139.106

See footnotes at end of table.

Table 11. Producer price indexes for net output of selected industries and their products, not seasonally adjusted — Continued
[January 2022]

Title ¹	Industry code	Product code	Index base	Unadjusted index ²				
				Sept. 2021	Oct. 2021 ^P	Nov. 2021 ^P	Dec. 2021 ^P	Jan. 2022 ^P
Plastics bag and pouch manufacturing - Continued								
Multiweb film/film combination specialty bags, pouches, and liners.....		326111-3	12/03	188.955	190.910	191.365	192.816	194.821
Secondary products and miscellaneous receipts.....		326111-SM						
Secondary products.....		326111-S	12/03	219.599	219.778	223.294	226.365	227.054
Plastics packaging film and sheet mfg.....	326112		12/03	176.206	178.068	177.398	176.986	174.866
Primary products.....		326112-P	12/03	180.116	181.686	181.124	180.398	178.253
Single-web film, rolls, and sheets, including coextruded, for flexible packaging uses.....		326112-1	12/87	270.003	273.852	271.560	270.586	264.796
Single-web film, rolls, and sheets for flexible packaging uses.....		326112-11	06/07	174.381	176.924	175.516	173.837	169.551
Coextruded single-web film, for flexible packaging uses.....		326112-12	06/07	163.055	165.130	163.428	167.472	166.388
Film/film multiweb laminated rolls and sheets, excluding foil, for flexible packaging uses.....		326112-3	12/87	213.953	212.864	215.061	213.975	216.511
Secondary products and miscellaneous receipts.....		326112-SM						
Secondary products.....		326112-S	12/03	158.892	164.258	162.300	164.847	162.267
Nonpackaging plastics film and sheet mfg.....	326113		06/93	229.268	235.836	242.136	245.592	245.057
Primary products.....		326113-P	12/82	282.723	291.110	300.297	305.862	303.160
Unlaminated plastics film and sheet, excluding packaging.....		326113-0	12/82	282.723	291.110	300.297	305.862	303.160
Unlaminated polyethylene film and sheet.....		326113-01	06/93	286.721	285.666	296.322	304.242	301.570
Unlaminated vinyl and vinyl copolymer film and sheet.....		326113-03	06/93	219.637	226.524	227.234	229.069	229.069
Miscellaneous unlaminated plastics film and sheet.....		326113-04	06/93	212.957	218.141	226.847	230.819	231.348
Secondary products and miscellaneous receipts.....		326113-SM						
Secondary products.....		326113-S	06/93	165.026	169.951	169.654	167.134	175.771
Plastics pipe/fitting/unsupported shapes mfg.....	32612		12/03	249.300	258.265	259.732	262.723	268.377
Unlaminated plastics profile shape manufacturing.....	326121		06/93	156.669	160.821	161.295	160.209	164.572
Primary products.....		326121-P	12/82	202.288	207.154	207.157	205.656	212.009
Unlaminated plastics profile shapes.....		326121-0	12/82	202.288	207.154	207.157	205.656	212.009
Secondary products and miscellaneous receipts.....		326121-SM						
Plastics pipe and pipe fitting manufacturing.....	326122		06/93	430.162	447.449	450.530	459.333	468.093
Primary products.....		326122-P	12/82	415.976	432.842	435.876	444.787	453.361
Plastics pipe.....		326122-1	12/82	416.639	434.457	437.619	445.951	451.192
Plastics drain, waste and vent pipe.....		326122-11	06/87	239.018	247.796	250.298	257.691	265.093
Plastics water pipe.....		326122-13	06/87	343.335	361.541	365.752	373.140	378.421
Plastics sewer, stormdrain, and water main pipe.....		326122-18	12/17	186.047	196.936	200.505	210.558	210.839
Other plastics pipe.....		326122-1B	07/87	529.025	532.869	532.538	520.240	522.660
Plastics pipe fittings and unions.....		326122-3	12/03	348.552	359.114	361.179	370.941	391.059
Secondary products and miscellaneous receipts.....		326122-SM						
Miscellaneous receipts.....		326122-M	12/99	211.452	215.494	217.364	214.333	215.201
Secondary products.....		326122-S1	12/17	122.698	128.088	127.686	128.146	131.246
Laminated plastics plate, sheet, and shape mfg.....	32613		12/03	142.930	144.218	144.470	146.069	148.854
Laminated plastics plate, sheet (except packaging), and shape manufacturing.....	326130		06/93	177.784	179.386	179.699	181.688	185.152
Primary products.....		326130-P	12/82	232.005	233.776	234.218	237.020	241.904
Laminated plastics plate, sheet (except packaging), and shapes.....		326130-0	12/82	232.005	233.776	234.218	237.020	241.904
Secondary products and miscellaneous receipts.....		326130-SM						
Secondary products.....		326130-S	06/93	164.793	171.678	171.689	-	-
Polystyrene foam product mfg.....	32614		12/03	237.596	251.920	271.532	283.742	296.832
Polystyrene foam product manufacturing.....	326140		12/03	237.698	252.031	271.655	283.874	296.970
Primary products.....		326140-P	12/03	232.322	244.849	262.543	272.315	285.096
Packaging, polystyrene foam products.....		326140-2	12/03	271.899	282.911	306.384	318.518	336.813
Polystyrene foam food containers.....		326140-21	06/06	261.186	274.875	300.675	318.209	336.212
Polystyrene foam protective shipping pads, shaped cushioning, etc.....		326140-22	06/06	194.972	198.830	211.439	212.510	225.072
Building and construction polystyrene foam products.....		326140-3	12/03	169.981	183.924	195.974	196.424	201.448
Consumer and institutional polystyrene foam products.....		326140-5	12/82	313.493	331.822	355.304	374.714	391.671
All other polystyrene foam products incl. transportation application uses.....		326140-9	06/06	141.016	146.027	153.145	156.433	164.582
Secondary products and miscellaneous receipts.....		326140-SM						
Foam product (ex polystyrene) mfg.....	32615		12/03	190.208	190.313	190.337	191.216	192.403
Urethane and other foam product mfg.....	326150		12/03	190.175	190.280	190.305	191.183	192.375
Primary products.....		326150-P	12/03	186.613	186.641	186.610	187.519	188.092
Packaging polyurethane foam products.....		326150-2	12/03	288.115	288.115	288.115	288.115	288.115
Furniture and furnishings polyurethane foam products.....		326150-4	12/82	315.520	313.634	313.508	315.082	315.698
Polyurethane foam formed & slab stock for pillows/seating/etc.....		326150-41	12/05	166.280	170.664	170.417	173.503	174.711
Consumer and institutional polyurethane foam products.....		326150-5	12/03	201.003	201.003	201.003	201.003	201.003
All other miscellaneous polyurethane foam products.....		326150-6	12/03	110.339	111.475	111.475	114.108	113.661
Products made of foam other than polystyrene or polyurethane.....		326150-9	12/99	152.901	154.830	154.830	155.505	155.505
Secondary products and miscellaneous receipts.....		326150-SM						
Secondary products.....		326150-S	12/03	217.276	220.090	222.021	222.906	231.090

See footnotes at end of table.

Table 11. Producer price indexes for net output of selected industries and their products, not seasonally adjusted — Continued
 [January 2022]

Title ¹	Industry code	Product code	Index base	Unadjusted index ²				
				Sept. 2021	Oct. 2021 ^P	Nov. 2021 ^P	Dec. 2021 ^P	Jan. 2022 ^P
Plastics bottle mfg.	32616		12/03	136.890	138.949	139.986	139.988	144.242
Plastics bottle manufacturing.	326160		06/93	154.292	156.612	157.781	157.783	162.578
Primary products.		326160-P	12/82	171.360	174.051	175.409	175.418	181.014
Plastics bottles.		326160-0	06/87	163.288	165.852	167.146	167.154	172.487
Secondary products and miscellaneous receipts.		326160-SM						
Other plastics product mfg.	32619		12/03	162.942	164.709	167.513	170.362	171.175
Plastics plumbing fixture manufacturing.	326191		06/93	185.700	188.322	193.648	193.649	197.170
Primary products.		326191-P	06/93	187.262	190.046	195.674	195.675	199.308
Plastics plumbing fixtures.		326191-0	06/93	187.262	190.046	195.674	195.675	199.308
Secondary products and miscellaneous receipts.		326191-SM						
Miscellaneous receipts.		326191-M	12/04	95.554	95.554	95.554	95.554	95.824
All other plastics product manufacturing.	326199		06/93	179.999	181.928	184.945	188.213	189.014
Primary products.		326199-P	06/87	213.158	215.578	219.275	223.106	224.101
All other reinforced and fiberglass plastics products.		326199-A	06/93	212.689	215.350	215.350	216.450	225.592
Consumer/institutional/commercial fabricated plastics products (excl. foam and wire coated).		326199-C	06/93	178.495	178.739	185.656	192.235	190.717
Transportation fabricated plastics products (excluding foam and reinforced plastics).		326199-1	06/93	128.790	130.572	131.532	135.462	136.689
Electrical and electronic fabricated plastics (excluding foam and reinforced plastics).		326199-2	12/82	133.772	134.617	134.617	134.617	135.179
Industrial machinery plastics products, excluding foam (incl. gears, bearings, etc.).		326199-3	06/93	176.059	178.320	178.320	177.815	184.604
Plastics packaging (excluding film, sheet, foam, and bottles).		326199-4	06/93	201.598	205.936	210.424	210.353	208.471
Building & construction fabricated plastics products (excl foam, plumbing fixtures, hardware).		326199-8	12/03	166.055	168.216	169.179	170.612	173.057
Secondary products and miscellaneous receipts.		326199-SM						
Miscellaneous receipts.		326199-M	12/99	154.832	154.911	156.262	162.518	162.977
Secondary products.		326199-S	06/93	163.751	164.416	165.899	164.876	164.786
Rubber product mfg.	3262		12/03	165.486	166.836	168.195	170.027	175.658
Tire mfg.	32621		06/81	183.039	183.618	186.029	186.818	194.075
Tire manufacturing, except retreading.	326211		06/81	183.046	183.626	186.035	186.825	194.084
Primary products.		326211-P	06/81	168.655	169.269	170.681	171.287	178.982
Tread rubber, tire sundries, and repair materials.		326211-H	06/81	253.459	253.499	253.623	253.668	256.117
Pneumatic tires (including passenger, truck, bus, tractor, industrial, and other tires).		326211-0	12/11	101.385	101.780	102.577	102.967	107.867
Passenger car pneumatic tires (casings).		326211-01	06/81	151.516	153.397	153.833	154.139	161.875
Truck and bus (including off-the-highway) pneumatic tires.		326211-03	06/81	165.402	163.698	166.377	167.151	175.621
Secondary products and miscellaneous receipts.		326211-SM						
Rubber and plastics hose and belting.	32622		12/03	192.122	193.368	194.097	196.609	199.482
Rubber and plastics hose and belting mfg.	326220		12/81	307.187	309.179	310.345	314.359	318.957
Primary products.		326220-P	12/81	307.312	309.058	310.336	314.623	318.453
Rubber and plastics belt and belting mfg.		326220-D	12/11	129.439	129.669	131.147	132.294	134.964
Rubber and plastics transmission belts and belting (excluding flat).		326220-D2	12/81	206.227	206.587	207.149	207.149	210.529
Rubber and plastic hose mfg.		326220-H	12/11	127.953	129.032	128.909	131.153	132.011
Rubber and plastics hose for on- and off-highway motor vehicles.		326220-H3	12/04	141.828	143.060	142.337	143.555	144.451
Industrial rubber and plastics hose without fittings.		326220-H4	12/04	165.782	167.030	167.030	167.378	169.487
Rubber and plastics water hose (incl. fire, irrigation, etc.).		326220-H5	12/04	247.647	256.712	257.583	267.399	269.760
Secondary products and miscellaneous receipts.		326220-SM						
Miscellaneous receipts.		326220-M	12/04	172.974	175.669	175.669	176.841	181.381
Other rubber product mfg.	32629		12/88	182.359	185.058	185.798	189.216	195.439
Rubber product mfg. for mechanical use.	326291		12/88	143.247	144.844	145.225	148.959	154.241
Primary products.		326291-P	12/88	135.716	136.188	136.624	139.232	145.716
Other extruded rubber mechanical goods (excl. auto)(excl. tubing).		326291-C	12/03	143.123	143.123	152.515	152.515	152.491
Molded rubber mechanical goods, automotive.		326291-1	06/83	103.160	103.246	103.246	103.246	104.741
Molded rubber mechanical goods, transportation (excluding automotive)/off-highway machinery.		326291-2	12/03	130.405	130.405	130.405	142.485	142.485
Other molded rubber mechanical goods (excluding tubing).		326291-9	12/03	156.198	159.226	159.226	163.301	170.258
Secondary products and miscellaneous receipts.		326291-SM						
Secondary products.		326291-S	06/83	242.254	243.298	243.670	261.935	263.250
All other rubber product manufacturing.	326299		06/83	240.671	244.770	245.955	249.290	257.192
Primary products.		326299-P	06/83	240.619	245.200	246.037	249.749	258.784
Rubber druggist and medical sundries, excluding gloves.		326299-A	12/03	145.412	145.412	145.412	145.598	145.598
All other miscellaneous rubber goods.		326299-B	06/83	216.956	216.956	217.843	222.135	224.426
Rubber compounds or mixtures for sale or interplant transfer.		326299-6	06/83	266.619	276.754	276.754	279.313	292.083
All other industrial rubber products.		326299-7	06/83	258.987	260.755	260.755	261.529	262.327
Secondary products and miscellaneous receipts.		326299-SM						
Secondary products.		326299-S	06/83	215.409	215.409	219.430	220.982	221.431

See footnotes at end of table.

Table 11. Producer price indexes for net output of selected industries and their products, not seasonally adjusted — Continued
[January 2022]

Title ¹	Industry code	Product code	Index base	Unadjusted index ²				
				Sept. 2021	Oct. 2021 ^P	Nov. 2021 ^P	Dec. 2021 ^P	Jan. 2022 ^P
Nonmetallic mineral product manufacturing.....	327		12/84	240.541	241.781	243.172	244.458	250.972
Clay product and refractory manufacturing.....	3271		12/03	150.415	151.517	152.525	153.520	160.880
Pottery, ceramics, and plumbing fixture mfg.....	32711		12/84	221.808	224.477	229.129	232.380	249.506
Pottery, ceramics, and plumbing fixture mfg.....	327110		12/11	121.876	123.342	125.896	127.682	137.097
Primary products.....		327110-P	12/11	125.217	126.886	129.887	131.846	140.034
Vitreous china, porcelain, and earthenware (semivitreous) table and kitchenware..		327110-5	12/06	130.750	130.750	130.750	130.750	136.389
All other pottery products (including china decorated for the trade).....		327110-6	12/06	153.308	153.308	153.308	161.780	162.389
Porcelain, steatite, and other ceramic electrical products.....		327110-7	12/85	256.098	256.644	270.437	274.280	308.855
Secondary products and miscellaneous receipts.....		327110-SM						
Miscellaneous receipts.....		327110-M	12/11	—	—	—	108.409	—
Clay building material and refractories mfg.....	32712		12/03	154.253	155.080	155.191	155.692	161.394
Clay building material and refractories mfg.....	327120		12/11	121.639	122.291	122.379	122.774	127.269
Primary products.....		327120-P	12/11	122.215	122.919	123.012	123.439	128.233
Brick and structural clay tile.....		327120-1	12/84	216.022	221.016	221.016	221.440	223.886
Building or common brick.....		327120-11	12/84	214.090	219.190	219.190	219.630	221.896
Glazed brick and other brick (paving, floor, and sewer).....		327120-12	12/04	160.444	161.599	161.599	161.599	166.070
Clay floor and wall tile, glazed and unglazed (including quarry tile and ceramic mosaic tile).....		327120-2	06/85	106.533	106.474	106.533	106.533	107.202
Nonclay refractories (excluding dead-burned magnesia).....		327120-6	12/04	165.792	166.381	166.716	168.115	183.923
Clay refractories.....		327120-7	12/04	203.448	203.448	203.448	203.448	206.631
All other structural clay products, excluding clay refractories.....		327120-9	12/85	261.148	261.148	261.148	261.148	263.194
Secondary products and miscellaneous receipts.....		327120-SM						
Miscellaneous receipts.....		327120-M	12/11	118.405	118.421	118.445	118.445	119.392
Glass and glass product manufacturing.....	3272		12/03	149.067	150.413	151.488	152.187	155.971
Glass and glass product manufacturing.....	32721		12/03	149.067	150.413	151.488	152.187	155.971
Flat glass manufacturing.....	327211		12/80	124.341	125.824	127.206	130.037	131.831
Primary products.....		327211-P	12/80	123.529	124.400	125.860	128.850	129.116
Flat glass (float, sheet, and plate process), made by flat glass producers.....		327211-1	12/80	125.596	126.479	128.585	132.896	133.279
Other glass products, made by flat glass producers.....		327211-4	12/06	152.212	153.295	153.295	153.295	153.295
Secondary products and miscellaneous receipts.....		327211-SM						
Other pressed and blown glass and glassware.....	327212		06/83	178.945	179.228	179.228	179.375	179.478
Primary products.....		327212-P	06/83	178.218	178.508	178.508	178.660	178.650
Glass fiber and machine-made pressed and blown glass and glassware, made by glass producers.....		327212-B	06/12	134.955	135.178	135.178	135.294	135.286
Secondary and miscellaneous receipts.....		327212-SM						
Glass container manufacturing.....	327213		06/82	234.240	234.257	239.321	239.314	247.905
Primary products.....		327213-P	06/82	235.441	235.459	240.181	240.174	248.869
Glass containers (including value of packaging).....		327213-0	12/03	169.353	169.366	172.763	172.758	179.012
Secondary products and miscellaneous receipts.....		327213-SM1						
Glass product mfg. made of purchased glass.....	327215		06/83	196.193	198.976	199.437	199.958	206.179
Primary products.....		327215-P	06/83	191.341	193.585	194.067	194.593	200.670
Other glass products, made from purchased glass.....		327215-B	06/83	172.231	175.200	175.889	176.448	181.555
Machine-made pressed and blown glassware, made from purchased glass.....		327215-C	06/13	119.017	119.763	119.724	119.743	125.106
Mirrors (decorated and undecorated), made from purchased glass.....		327215-9	06/83	246.620	—	—	—	—
Secondary products and miscellaneous receipts.....		327215-SM						
Cement and concrete product manufacturing.....	3273		12/03	190.941	191.379	192.706	193.355	197.806
Cement manufacturing.....	32731		06/82	271.688	271.971	270.716	271.157	284.318
Cement manufacturing.....	327310		06/82	271.694	271.977	270.722	271.163	284.325
Primary products.....		327310-P	06/82	268.828	269.122	267.821	268.279	281.053
Cement, hydraulic (including cost of shipping containers).....		327310-0	06/89	265.756	266.047	264.761	265.213	277.842
Secondary products and miscellaneous receipts.....		327310-SM						
Ready-mix concrete manufacturing.....	32732		12/03	198.119	197.340	198.988	199.737	204.527
Ready-mix concrete manufacturing.....	327320		06/81	307.177	305.969	308.524	309.685	317.114
Primary products.....		327320-P	06/81	304.489	303.234	305.895	307.104	313.956
Northeast region ready-mix concrete.....		327320-A	12/12	140.038	135.546	138.703	138.755	139.344
Midwest region ready-mix concrete.....		327320-B	12/12	133.570	129.357	134.421	134.159	135.418
South region ready-mix concrete.....		327320-C	12/12	137.804	139.412	138.874	139.692	142.561
West region ready-mix concrete.....		327320-D	12/12	144.289	145.252	144.764	145.913	152.753
Secondary products and miscellaneous receipts.....		327320-SM						
Miscellaneous receipts.....		327320-M	06/81	319.747	319.747	319.747	319.747	330.296
Secondary products.....		327320-S	06/81	340.574	340.396	340.412	340.335	370.283
Concrete pipe, brick, and block manufacturing.....	32733		12/03	165.905	168.246	169.191	169.934	171.297
Concrete block and brick manufacturing.....	327331		06/81	278.350	278.738	280.949	280.710	283.890

See footnotes at end of table.

Table 11. Producer price indexes for net output of selected industries and their products, not seasonally adjusted — Continued
[January 2022]

Title ¹	Industry code	Product code	Index base	Unadjusted index ²				
				Sept. 2021	Oct. 2021 ^P	Nov. 2021 ^P	Dec. 2021 ^P	Jan. 2022 ^P
Concrete block and brick manufacturing - Continued								
Primary products.....		327331-P	06/81	295.818	295.917	298.665	298.335	302.282
Concrete block and brick.....		327331-0	12/06	140.278	140.326	141.629	141.472	143.344
Structural concrete block, lightweight units (weighing less than 105 lb/cubic ft.) (dry weight).....		327331-01	06/81	270.610	270.610	272.086	272.086	272.086
Structural concrete block, mediumweight units (weighing 105 - 124 lb/cubic ft.) (dry weight).....		327331-02	06/81	325.094	325.094	326.627	326.627	337.407
Structural concrete block, normalweight units (weighing 125 lb or more/cubic ft.) (dry weight).....		327331-03	06/81	326.317	325.904	326.545	326.136	331.379
Decorative concrete block (including screen, split, slump, shadowal block, etc.).....		327331-04	06/81	268.850	269.020	269.319	268.077	267.606
Concrete pavers (including grid, interlocking, etc.).....		327331-05	06/81	290.981	291.410	297.366	297.366	306.280
Concrete brick.....		327331-06	06/81	271.816	271.816	278.675	278.675	281.275
Secondary products and miscellaneous receipts.....		327331-SM						
Miscellaneous receipts.....		327331-M	06/81	221.366	221.366	221.366	221.366	221.366
Secondary products.....		327331-S	06/81	233.410	240.597	243.355	243.623	247.655
Concrete pipe manufacturing.....	327332		12/03	169.811	176.391	176.621	179.137	179.481
Primary products.....		327332-P	12/03	168.782	175.323	175.552	178.052	178.394
Concrete pipe.....		327332-0	12/03	168.782	175.323	175.552	178.052	178.394
Concrete storm sewer pipe.....		327332-02	12/99	230.653	233.353	234.220	242.979	244.399
Concrete pipe, except concrete culvert and storm sewer pipe.....		327332-03	06/94	218.835	218.835	219.017	221.505	221.687
Other concrete product manufacturing.....	32739		12/03	193.504	195.356	196.944	197.421	201.750
Other concrete product manufacturing.....	327390		12/03	193.523	195.376	196.967	197.445	201.781
Primary products.....		327390-P	12/03	191.411	193.227	194.613	195.048	199.016
Precast concrete products.....		327390-1	12/79	359.163	362.685	364.448	365.370	374.048
Precast concrete slabs and tile, roof and floor units.....		327390-11	07/85	354.773	355.616	355.616	355.616	355.616
Precast concrete architectural wall panels.....		327390-12	11/84	289.103	298.482	299.278	299.717	304.058
Burial vaults and boxes, precast concrete.....		327390-13	12/79	416.539	421.001	421.001	422.507	431.353
Precast concrete products (excl burial vaults and boxes, slabs and tile, and arch. wall panels).....		327390-14	12/79	330.989	332.474	335.116	336.304	348.054
Prestressed concrete products.....		327390-4	12/79	308.403	311.054	315.336	315.775	319.153
Prestressed concrete products (excl bridge beams and solid and hollow cored slabs and panels).....		327390-43	06/94	179.888	179.877	179.877	180.327	180.327
Prestressed concrete bridge beams.....		327390-46	01/17	128.837	128.837	133.305	135.536	140.149
Prestressed concrete solid and hollow cored slabs and panels.....		327390-47	01/17	129.626	135.074	137.143	133.924	133.924
Secondary products and miscellaneous receipts.....		327390-SM						
Secondary products.....		327390-S	12/79	399.205	412.800	421.137	424.102	435.222
Lime and gypsum product manufacturing.....	3274		12/03	198.112	200.202	200.309	200.653	209.250
Lime manufacturing.....	32741		12/03	213.267	213.269	213.269	213.314	220.361
Lime manufacturing.....	327410		12/85	274.211	274.214	274.214	274.272	283.336
Primary products.....		327410-P	12/85	284.528	284.528	284.528	284.591	293.565
Lime.....		327410-0	12/04	207.209	207.209	207.209	207.254	213.790
Secondary products and miscellaneous receipts.....		327410-SM						
Gypsum product manufacturing.....	32742		12/03	202.418	205.555	205.716	206.212	215.980
Gypsum product manufacturing.....	327420		06/81	330.697	335.824	336.088	336.896	352.862
Primary products.....		327420-P	06/81	353.273	358.899	359.189	359.938	377.459
Gypsum building materials.....		327420-1	12/93	291.963	297.504	297.789	298.526	315.519
Other gypsum products.....		327420-5	01/00	223.495	223.495	223.495	223.495	224.536
Secondary products and miscellaneous receipts.....		327420-SM						
Other nonmetallic mineral products.....	3279		12/84	223.335	224.254	224.919	227.341	232.650
Abrasive product manufacturing.....	32791		12/03	151.415	152.184	152.272	156.877	157.645
Abrasive product manufacturing.....	327910		12/80	252.585	253.867	254.015	261.697	262.977
Primary products.....		327910-P	12/80	264.849	266.187	266.346	275.472	276.657
Nonmetallic sized grains, powders, and flour abrasives (incl. graded only).....		327910-1	06/87	204.765	204.765	204.765	218.877	218.877
Nonmetallic abrasive products (including diamond abrasives).....		327910-4	12/80	241.637	242.284	242.903	252.484	255.769
Nonmetallic coated abrasive products and buffing wheels, polishing wheels, and laps.....		327910-7	12/80	315.835	321.724	321.724	326.805	327.734
Secondary products and miscellaneous receipts.....		327910-SM						
Miscellaneous receipts.....		327910-M	12/80	321.146	323.431	323.431	323.431	335.314
All other nonmetallic mineral product mfg.....	32799		12/03	172.025	172.689	173.313	174.260	179.224
Cut stone and stone product manufacturing.....	327991		12/84	205.834	206.438	208.096	211.693	221.113
Primary products.....		327991-P	12/84	199.230	199.820	201.490	205.196	214.482
Dressed dimension granite (including gneiss, syenite, diorite, and cut granite).....		327991-1	12/84	191.764	192.244	194.607	196.040	208.601
Dressed dimension limestone (including dolomite, travertine, calcareous, tufa, & cut limestone).....		327991-4	12/84	188.564	188.564	189.448	204.064	204.064
Dressed dimension marble and other stone.....		327991-7	12/84	202.403	203.522	203.007	209.283	210.330

See footnotes at end of table.

Table 11. Producer price indexes for net output of selected industries and their products, not seasonally adjusted — Continued
[January 2022]

Title ¹	Industry code	Product code	Index base	Unadjusted index ²				
				Sept. 2021	Oct. 2021 ^P	Nov. 2021 ^P	Dec. 2021 ^P	Jan. 2022 ^P
Cut stone and stone product manufacturing - Continued								
Secondary products and miscellaneous receipts.....		327991-SM						
Ground or treated minerals and earths mfg.....	327992		06/85	267.936	270.486	271.031	271.896	274.217
Primary products.....		327992-P	06/85	261.328	263.935	264.492	265.376	267.613
Ground or treated minerals and earths.....		327992-0	06/85	261.328	263.935	264.492	265.376	267.613
Treated lightweight aggregate and crushed slag, minerals and earths.....		327992-04	12/14	134.994	134.994	135.195	135.052	135.052
Other minerals and earths, treated.....		327992-06	12/14	85.258	86.483	86.919	87.228	89.370
Secondary products and miscellaneous receipts.....		327992-SM						
Mineral wool manufacturing.....	327993		12/81	248.837	248.501	249.318	249.741	259.821
Primary products.....		327993-P	12/81	248.749	248.404	249.035	249.469	259.807
Mineral wool for thermal and acoustical envelope insulation.....		327993-1	12/81	257.919	258.059	257.189	257.971	269.845
Mineral wool for industrial, equipment, and appliance insulation.....		327993-4	12/81	207.654	206.367	209.954	209.650	215.963
Secondary products and miscellaneous receipts.....		327993-SM						
Miscellaneous receipts.....		327993-M1	07/09	122.084	122.084	125.991	125.991	125.991
All other miscellaneous nonmetallic mineral product manufacturing.....	327999		12/03	156.735	157.952	158.103	158.224	159.975
Primary products.....		327999-P	12/03	155.201	156.539	156.595	156.630	158.602
All other nonmetallic mineral products.....		327999-0	12/03	155.201	156.539	156.595	156.630	158.602
Other nonmetallic mineral products.....		327999-09	06/06	106.794	107.081	107.226	107.318	108.280
Secondary products and miscellaneous receipts.....		327999-SM						
Secondary products.....		327999-S1	12/14	108.089	107.877	108.725	—	—
Primary metal mfg.....	331		12/84	329.657	339.487	346.458	344.708	346.004
Iron & steel mills & ferroalloy mfg.....	3311		12/03	337.883	350.945	359.858	360.023	353.262
Iron & steel mills & ferroalloy mfg.....	33111		12/03	337.883	350.945	359.858	360.023	353.262
Iron and steel mills and ferroalloy mfg.....	331110		06/82	362.257	376.255	385.805	385.982	378.742
Primary products.....		331110-P	06/82	372.357	387.106	397.169	397.355	389.508
Steel ingots and semifinished products.....		331110-3	06/82	472.603	491.593	511.227	525.428	542.832
Hot rolled steel sheet and strip, including tin mill products.....		331110-5	06/82	359.666	372.224	385.803	380.834	356.533
Ferroalloys and related products.....		331110-6	12/09	95.101	98.833	96.648	96.863	99.054
Hot rolled steel bars, plates, and structural shapes.....		331110-7	06/82	288.412	290.704	295.875	298.138	314.199
Hot rolled steel bars, plates, and structural shapes, carbon.....		331110-71	12/17	168.344	170.188	172.970	174.157	184.326
Hot rolled steel bars, plates, and structural shapes, alloy.....		331110-76	12/10	134.437	132.482	135.985	137.584	141.789
Secondary products and miscellaneous receipts.....		331110-SM						
Steel product mfg from purchased steel.....	3312		12/03	332.627	341.226	355.533	357.489	362.536
Iron & steel pipe and tube mfg from purchased steel.....	33121		12/03	372.245	383.196	407.066	417.216	429.828
Iron and steel pipe and tube manufacturing from purchased steel.....	331210		06/82	532.374	548.060	582.275	596.762	614.836
Primary products.....		331210-P	06/82	550.516	567.474	605.206	619.251	639.082
Iron and steel pipes and tubes, from purchased iron and steel.....		331210-0	06/82	550.516	567.474	605.206	619.251	639.082
Pipe and tube, carbon.....		331210-02	12/10	217.917	225.115	236.496	242.889	250.279
Pipe and tube, alloy.....		331210-03	12/10	158.990	162.361	188.404	189.901	196.117
Pipe and tube, stainless.....		331210-04	12/10	110.089	112.991	115.099	116.923	123.535
Secondary products and miscellaneous receipts.....		331210-SM1						
Rolling & drawing of purchased steel.....	33122		12/03	305.955	312.554	317.956	311.895	309.676
Rolled steel shape mfg.....	331221		06/82	437.206	446.075	450.720	426.945	411.588
Primary products.....		331221-P	06/82	412.108	421.395	425.324	401.769	388.209
Cold rolled steel sheet and strip, made from purchased steel.....		331221-1	06/82	530.233	544.388	548.596	500.488	477.791
Cold finished steel bars and bar shapes, made from purchased steel.....		331221-3	06/82	247.607	249.378	253.200	269.798	270.720
Secondary products and miscellaneous receipts.....		331221-SM						
Steel wire drawing.....	331222		06/82	302.161	309.239	317.627	326.648	336.568
Primary products.....		331222-P	06/82	310.099	317.732	325.696	335.550	346.547
Steel wire, including galvanized and other coated wire.....		331222-5	06/82	257.013	261.619	268.250	277.861	287.746
Carbon steel wire.....		331222-5A	06/82	270.416	279.115	286.504	297.604	308.037
Stainless steel wire.....		331222-5C	06/82	205.536	200.445	205.283	211.076	215.359
Alloy steel wire.....		331222-5D	12/10	108.303	106.594	105.945	106.778	—
Secondary products and miscellaneous receipts.....		331222-SM						
Secondary products.....		331222-S	06/82	187.413	191.016	195.047	195.343	—
Alumina & aluminum production & processing.....	3313		12/03	166.696	173.947	174.195	164.505	174.713
Alumina & aluminum production & processing.....	33131		12/03	166.792	174.048	174.295	164.600	174.814
Secondary smelting and alloying of aluminum.....	331314		12/03	168.456	175.734	181.540	180.725	184.586
Primary products.....		331314-P	06/80	183.494	191.190	197.843	196.899	201.025
Aluminum ingot, including billet, made by secondary smelters.....		331314-2	12/03	172.463	180.739	187.825	186.766	191.215
Aluminum and aluminum-base alloys powders, paste, and flakes.....		331314-5	12/03	129.746	129.870	130.331	130.539	130.539
Secondary products and miscellaneous receipts.....		331314-SM						
Aluminum sheet, plate, and foil mfg.....	331315		06/81	232.194	242.255	247.563	229.896	243.535

See footnotes at end of table.

Table 11. Producer price indexes for net output of selected industries and their products, not seasonally adjusted — Continued
[January 2022]

Title ¹	Industry code	Product code	Index base	Unadjusted index ²				
				Sept. 2021	Oct. 2021 ^P	Nov. 2021 ^P	Dec. 2021 ^P	Jan. 2022 ^P
Aluminum sheet, plate, and foil mfg - Continued								
Primary products.....		331315-P	06/81	239.983	250.381	255.867	237.607	251.704
Aluminum sheet, plate, and foil.....		331315-0	06/81	239.983	250.381	255.867	237.607	251.704
Other aluminum rolling, drawing, and extruding.....	331318		12/81	261.639	270.279	275.046	255.111	270.790
Primary products.....		331318-P	12/81	272.138	281.323	286.539	264.731	281.518
Extruded aluminum rod, bar, and other extruded shapes.....		331318-1	12/81	286.450	298.446	304.170	281.275	297.930
Extruded and drawn aluminum tube.....		331318-3	12/94	143.904	138.588	140.329	128.534	141.841
Secondary products and miscellaneous receipts.....		331318-SM						
Nonferrous (exc alum) production & processing.....	3314		12/03	278.727	280.761	282.453	280.962	287.650
Nonferrous metal (except aluminum) smelting and refining.....	33141		12/03	300.431	312.045	313.955	317.146	320.930
Nonferrous metal (except aluminum) smelting and refining.....	331410		12/09	118.260	122.831	123.585	124.842	126.333
Primary products.....		331410-P	12/09	122.293	126.965	128.043	129.547	131.231
Primary smelting and refining of copper.....		331410-1	06/80	302.136	304.117	303.236	302.697	302.697
Secondary products and miscellaneous receipts.....		331410-SM1						
Copper rolling/drawing/extruding & alloying.....	33142		12/03	328.568	328.167	332.978	323.907	331.913
Copper rolling, drawing, extruding, and alloying.....	331420		12/11	129.747	129.589	131.489	127.906	131.068
Primary products.....		331420-P	12/11	130.116	130.003	131.914	128.195	131.361
Copper wire and cable.....		331420-A	12/03	295.366	295.171	300.821	294.396	294.170
Copper and copper alloy sheet, strip, and plate.....		331420-5	12/80	452.504	452.463	458.505	451.735	495.575
Secondary smelting, refining, and alloying of copper.....		331420-8	12/03	416.037	409.943	404.769	400.833	402.276
Copper and copper alloy rod, bar, and shapes.....		331420-9	12/80	568.943	570.886	574.389	547.554	560.394
Secondary products and miscellaneous receipts.....		331420-SM						
Secondary products.....		331420-S	12/11	123.290	122.153	122.698	119.009	—
Other nonferrous roll/draw/extruding/alloying.....	33149		12/03	228.438	228.490	227.940	230.237	237.002
Nonferrous metal (except copper and aluminum) rolling, drawing, and extruding.....	331491		12/03	185.237	187.883	188.946	191.072	200.815
Primary products.....		331491-P	12/03	159.214	161.377	162.335	164.251	173.034
All other nonferrous metal mill shapes.....		331491-D	06/82	268.748	271.692	275.575	280.348	286.323
Nickel and nickel-base alloy mill shapes.....		331491-2	06/82	224.945	231.021	232.247	233.684	254.897
Titanium and titanium-base alloy mill shapes.....		331491-3	06/82	155.024	155.024	155.024	157.210	162.725
Secondary products and miscellaneous receipts.....		331491-SM						
Secondary smelting, refining, and alloying of nonferrous metal (except copper and aluminum).....	331492		12/03	267.946	266.364	264.781	267.296	272.525
Primary products.....		331492-P	12/03	267.614	265.932	264.137	266.884	272.491
Secondary products and miscellaneous receipts.....		331492-SM						
Foundries.....	3315		12/03	172.088	173.886	175.237	177.462	181.667
Ferrous metal foundries.....	33151		12/84	245.852	249.371	250.641	254.445	260.954
Iron foundries.....	331511		12/80	294.605	299.736	300.675	305.489	312.049
Primary products.....		331511-P	12/80	284.823	290.503	291.514	296.947	300.948
Ductile iron pressure pipe and fittings.....		331511-1	12/80	370.334	369.519	369.272	369.272	374.808
Other ductile iron castings.....		331511-3	06/86	197.135	197.859	200.063	204.651	206.082
Other ductile iron castings for automotive uses.....		331511-31	06/12	109.965	109.946	109.900	109.946	110.350
Other ductile iron castings for all other uses.....		331511-32	06/12	119.336	120.164	122.677	127.777	129.008
Cast iron soil pipe and fittings, all sizes.....		331511-7	12/03	326.043	326.043	—	—	—
Other gray iron castings.....		331511-9	12/03	180.711	189.066	188.966	193.673	195.688
Secondary products and miscellaneous receipts.....		331511-SM						
Steel investment foundries.....	331512		06/81	305.308	310.754	312.887	321.260	331.802
Primary products.....		331512-P	06/81	290.061	295.394	297.394	305.355	316.108
Steel investment castings.....		331512-0	06/81	290.061	295.394	297.394	305.355	316.108
Secondary products and miscellaneous receipts.....		331512-SM						
Secondary products.....		331512-S	06/81	466.987	468.025	472.506	485.051	467.334
Steel foundries, except investment.....	331513		06/81	225.102	225.604	227.614	227.915	234.675
Primary products.....		331513-P	12/03	170.064	170.473	172.033	172.278	177.736
Carbon steel castings, except investment.....		331513-1	06/81	256.545	257.401	260.326	260.326	261.138
Alloy steel castings, excluding investment.....		331513-4	12/17	114.042	114.228	115.063	115.363	121.755
High alloy steel castings, except investment.....		331513-41	06/81	276.877	276.877	283.152	285.584	304.075
Other alloy steel castings, except investment.....		331513-43	12/03	162.905	163.285	163.406	163.406	171.787
Secondary products and miscellaneous receipts.....		331513-SM						
Nonferrous metal foundries.....	33152		12/84	215.001	215.973	218.549	220.488	225.075
Nonferrous metal die-casting foundries.....	331523		12/11	106.605	107.054	107.989	109.164	111.297
Primary products.....		331523-P	12/11	107.175	107.644	108.636	109.885	112.090
Aluminum die-castings.....		331523-1	06/83	172.906	173.814	175.352	178.119	181.619
Nonferrous (except aluminum) die-castings.....		331523-3	06/91	207.574	207.967	210.103	209.987	214.445
Secondary products and miscellaneous receipts.....		331523-SM						

See footnotes at end of table.

Table 11. Producer price indexes for net output of selected industries and their products, not seasonally adjusted — Continued
[January 2022]

Title ¹	Industry code	Product code	Index base	Unadjusted index ²				
				Sept. 2021	Oct. 2021 ^P	Nov. 2021 ^P	Dec. 2021 ^P	Jan. 2022 ^P
Nonferrous metal die-casting foundries - Continued								
Secondary products.....		331523-S	12/11	101.183	101.423	101.573	101.706	103.396
Aluminum foundries, except die-casting.....	331524		06/91	192.265	193.600	194.985	197.176	200.228
Primary products.....		331524-P	06/91	177.268	178.346	179.855	182.249	185.575
Aluminum castings, excluding die-castings.....		331524-0	06/91	177.268	178.346	179.855	182.249	185.575
Secondary products and miscellaneous receipts.....		331524-SM						
Secondary products.....		331524-S1	06/08	229.005	231.685	231.685	231.665	231.681
Other nonferrous metal foundries, except die-casting.....	331529		12/11	120.183	120.469	123.868	123.827	127.763
Primary products.....		331529-P	12/11	119.187	119.474	122.510	122.385	122.902
Copper foundries (excluding die-casting).....		331529-5	06/83	392.783	394.226	400.649	400.017	402.621
Secondary products and miscellaneous receipts.....		331529-SM						
Miscellaneous receipts.....		331529-M	12/11	112.771	113.504	113.990	—	—
Fabricated metal product mfg.....	332		12/84	240.335	244.121	248.072	251.670	255.168
Forging & stamping.....	3321		12/03	168.435	175.677	180.984	184.718	184.134
Forging & stamping.....	33211		12/03	168.462	175.706	181.014	184.748	184.164
Iron and steel forging.....	332111		12/83	167.400	168.934	170.874	171.290	173.197
Primary products.....		332111-P	12/83	164.241	165.812	167.737	168.224	170.436
Hot impression die impact, press and upset steel forgings.....		332111-1	12/83	177.034	178.789	180.775	181.269	184.132
Hot impression die impact, press and upset carbon steel forgings.....		332111-11	12/83	188.295	188.987	191.104	191.104	195.156
Hot impression die impact, press and upset alloy steel forgings.....		332111-12	12/83	166.848	169.989	172.218	173.294	175.564
Secondary products and miscellaneous receipts.....		332111-SM						
Nonferrous forging.....	332112		12/83	160.846	161.646	161.649	161.270	162.093
Primary products.....		332112-P	12/83	175.971	177.000	176.997	176.505	177.103
Hot impression die impact, press and upset nonferrous forgings.....		332112-4	12/83	184.372	185.546	185.543	184.982	185.664
Hot impression die impact, press, and upset aluminum and aluminum alloy forgings.....		332112-41	12/83	215.584	218.298	218.291	216.993	218.393
Hot impression die impact, press, and upset titanium and titanium alloy forgings.....		332112-42	12/83	131.204	131.204	131.204	131.204	130.452
Other nonferrous hot impression die impact, press, and upset forgings.....		332112-43	06/98	137.182	137.182	137.182	137.182	139.740
Secondary products and miscellaneous receipts.....		332112-SM						
Custom roll forming.....	332114		12/03	202.872	219.741	239.506	248.310	240.405
Primary products.....		332114-P	12/84	248.515	270.373	283.135	294.543	283.177
Custom roll formed products (steel, aluminum and other metal).....		332114-0	06/90	241.283	262.505	274.895	285.972	274.936
Secondary products and miscellaneous receipts.....		332114-SM						
Powder metallurgy part mfg.....	332117		12/03	128.368	128.998	129.142	129.113	130.252
Primary products.....		332117-P	12/03	128.940	129.573	129.717	129.688	130.833
Powder metallurgy parts.....		332117-0	12/91	132.336	132.985	133.133	133.103	134.278
Other metal stamping, except automotive.....	332119		06/84	237.774	247.835	247.803	253.502	256.662
Primary products.....		332119-P	12/03	185.039	192.565	192.523	197.591	198.302
Metal job stampings, except automotive.....		332119-3	06/84	240.677	252.733	252.662	261.137	262.207
Recreational vehicle metal job stamping.....		332119-31	06/07	190.489	190.489	190.489	215.506	—
Motor and generator metal job stamping.....		332119-32	06/07	128.590	135.034	135.034	135.034	136.650
Other metal job stampings.....		332119-33	06/07	153.037	164.831	164.760	165.972	165.972
Secondary products and miscellaneous receipts.....		332119-SM						
Miscellaneous receipts.....		332119-M	12/03	162.301	165.484	165.484	165.474	168.503
Cutlery & handtool mfg.....	3322		12/03	143.315	143.603	144.079	146.210	148.932
Cutlery & handtool mfg.....	33221		12/03	143.300	143.588	144.065	146.195	148.917
Metal cookware, cutlery, and flatware mfg.....	332215		12/11	116.723	116.723	116.723	119.612	124.265
Primary products.....		332215-P	12/11	115.500	115.500	115.500	117.350	122.086
Cutlery, scissors, shears, trimmers, and snips.....		332215-2	12/83	244.179	244.179	244.179	272.940	279.759
Stamped and spun utensils, cooking and kitchen, except aluminum.....		332215-7	06/84	256.892	256.892	—	—	—
Secondary products and miscellaneous receipts.....		332215-SM						
Miscellaneous receipts.....		332215-M	12/11	126.406	126.406	126.406	140.581	144.813
Secondary products.....		332215-S	12/11	122.106	122.106	122.106	122.106	124.354
Saw blade, handsaw, and hand and edge tool mfg.....	332216		12/11	117.515	117.894	118.521	119.576	120.331
Primary products.....		332216-P	12/11	117.769	118.091	118.743	119.165	119.596
Saw blades and handsaws.....		332216-C	06/83	191.456	191.456	195.397	195.397	196.208
Edge tools, hand-operated.....		332216-4	06/96	181.006	181.006	183.876	184.210	184.421
All other miscellaneous hand tools, except handsaws.....		332216-7	12/11	123.081	123.593	124.245	125.600	126.528
Precision measuring tools (inspection, quality control, etc.).....		332216-9	06/83	207.997	207.997	—	—	—
Secondary products and miscellaneous receipts.....		332216-SM						
Miscellaneous receipts.....		332216-M	12/11	115.644	115.644	116.026	122.971	125.472
Secondary products.....		332216-S	12/11	118.986	121.382	122.069	122.152	125.323
Architectural & structural metals mfg.....	3323		12/03	217.736	220.477	227.996	233.315	236.837

See footnotes at end of table.

Table 11. Producer price indexes for net output of selected industries and their products, not seasonally adjusted — Continued
 [January 2022]

Title ¹	Industry code	Product code	Index base	Unadjusted index ²				
				Sept. 2021	Oct. 2021 ^P	Nov. 2021 ^P	Dec. 2021 ^P	Jan. 2022 ^P
Plate work & fabricated structural prod mfg.	33231		12/03	239.604	240.154	245.714	252.448	256.310
Prefabricated metal buildings and components mfg.	332311		12/81	489.984	494.434	496.009	500.636	499.610
Primary products.		332311-P	12/81	513.473	518.204	518.784	522.717	522.358
Prefabricated metal bldg & component systems (excl. farm service bldgs, resid. bldgs, & parts).....		332311-1	12/81	543.469	552.325	552.194	552.957	552.918
Prefabricated metal building systems (excl. farm service bldgs, resid. bldgs, and parts).....		332311-11	06/07	265.876	264.834	—	—	—
Industrial & commercial prefab metal building systems (excl farm svc bldgs, residential, parts).....		332311-12	06/07	261.489	266.959	—	—	—
Other prefabricated and portable metal buildings and parts.....		332311-3	12/81	448.571	445.451	447.360	457.203	456.247
Panels, parts, and sections for prefabricated buildings, steel and aluminum.		332311-34	12/81	411.944	408.387	410.564	421.786	420.696
Secondary products and miscellaneous receipts.....		332311-SM						
Secondary products.....		332311-S	12/81	—	—	—	—	347.542
Fabricated structural metal mfg.	332312		12/03	225.252	225.490	232.641	239.978	245.117
Primary products.....		332312-P	06/82	310.329	310.167	318.338	326.360	332.066
Fabricated structural metal bar joists and concrete reinforcing bars.....		332312-1	06/82	324.626	324.593	326.765	333.211	328.719
Fabricated structural iron and steel for industrial buildings metal bar joists, short span.....		332312-11	06/11	157.164	157.906	160.006	162.187	162.187
Fabricated structural iron & steel for commercial, residential, institutional, & public bldgs.....		332312-12	06/11	190.859	190.671	191.713	195.713	192.586
Other fabricated structural metal.....		332312-5	06/82	287.301	287.855	306.758	318.351	337.797
Fabricated structural metal for bridges.....		332312-6	06/82	230.034	226.089	233.800	237.440	262.163
Secondary products and miscellaneous receipts.....		332312-SM						
Miscellaneous receipts.....		332312-M1	01/21	—	—	—	145.836	156.990
Plate work mfg.	332313		12/03	213.084	213.084	215.599	222.966	225.119
Primary products.....		332313-P	12/03	210.657	210.657	213.143	220.426	222.555
Fabricated plate work (stacks and weldments).....		332313-0	03/80	319.507	319.507	323.277	334.324	337.553
Ornamental & architectural metal prod mfg.	33232		12/03	198.397	203.394	212.998	216.957	220.181
Metal window and door mfg.	332321		06/83	321.187	324.183	364.390	367.532	375.209
Primary products.....		332321-P	06/83	335.355	338.516	381.107	384.363	392.418
Metal molding and trim and store fronts.....		332321-B	06/83	685.805	688.076	1,004.703	1,008.550	1,011.115
Metal windows (except storm sash).....		332321-D	06/83	313.605	316.562	345.931	351.717	358.627
Metal doors (except storm doors).....		332321-1	06/83	335.777	339.772	373.891	376.941	381.992
Metal window and door screens (except combination screens) and metal weather strip.....		332321-9	06/83	302.341	302.732	304.957	305.348	342.158
Secondary products and miscellaneous receipts.....		332321-SM						
Secondary products.....		332321-S	06/83	267.338	269.641	299.544	302.303	308.461
Sheet metal work mfg.	332322		12/82	255.213	259.766	265.393	272.879	277.394
Primary products.....		332322-P	12/82	255.728	259.153	265.132	271.042	276.056
Sheet metal electronic enclosures.....		332322-C	06/11	123.734	124.031	124.999	126.726	126.830
Steel sheet metal computer & peripheral equipment enclosures.....		332322-C1	06/11	—	118.792	119.272	118.926	118.926
Aluminum sheet metal computer & peripheral equipment enclosures.....		332322-C2	06/11	—	138.763	139.682	142.789	142.789
Other sheet metal electronic enclosures (excluding computers).....		332322-C3	06/11	117.126	117.385	118.647	121.094	121.300
Other sheet metal work.....		332322-G	12/03	141.685	144.654	150.069	150.371	153.774
Aluminum and other sheet metal work.....		332322-G3	06/11	—	120.082	126.279	126.664	126.720
Sheet metal air-conditioning ducts and stove pipe.....		332322-1	12/03	—	242.791	244.565	283.832	288.530
Sheet metal roofing and roof drainage equipment.....		332322-7	12/03	—	218.156	220.187	223.250	235.799
Secondary products and miscellaneous receipts.....		332322-SM						
Secondary products.....		332322-S	12/03	—	172.796	173.581	179.094	179.323
Ornamental and architectural metal work mfg.	332323		12/83	414.717	443.098	445.165	449.268	449.697
Primary products.....		332323-P	12/83	444.293	476.912	479.112	484.019	484.333
Ornamental and architectural metal work.....		332323-8	12/97	313.242	364.422	366.265	367.481	366.747
Iron, steel, and aluminum stairs, staircases, and fire escapes.....		332323-81	12/83	438.696	535.318	537.205	538.435	527.063
Steel and aluminum fences, gates (not wire), and railings and window guards.....		332323-82	12/97	253.267	265.864	268.154	269.686	281.025
Other architectural and ornamental work.....		332323-9	12/97	247.594	251.624	253.321	257.578	258.952
Other aluminum and metal architectural and ornamental work.....		332323-91	12/88	213.083	222.065	226.911	239.264	243.250
Other iron and steel architectural and ornamental work.....		332323-92	12/97	276.116	277.813	277.813	277.813	277.813
Metal stalls and corrals.....		332323-94	05/17	173.493	170.733	171.473	171.473	171.473
Secondary products and miscellaneous receipts.....		332323-SM						
Secondary products.....		332323-S	12/83	243.337	244.331	246.782	244.331	246.783
Boiler, tank & shipping container mfg.	3324		12/03	191.369	194.670	196.571	199.408	212.501
Power boiler & heat exchanger mfg.	33241		12/03	214.122	215.291	218.793	218.898	219.528
Power boiler and heat exchanger mfg.	332410		12/03	214.191	215.353	218.874	218.979	219.611
Primary products.....		332410-P	12/03	212.778	213.757	217.826	217.826	218.279
Fabricated heat exchangers and steam condensers (excluding nuclear applications).....		332410-1	03/80	445.596	447.797	459.347	459.347	460.675
Steel power boilers (stationary and marine), parts and attachments (excl. nuclear applications).....		332410-6	05/21	—	—	100.970	100.970	—

See footnotes at end of table.

Table 11. Producer price indexes for net output of selected industries and their products, not seasonally adjusted — Continued
 [January 2022]

Title ¹	Industry code	Product code	Index base	Unadjusted index ²				
				Sept. 2021	Oct. 2021 ^P	Nov. 2021 ^P	Dec. 2021 ^P	Jan. 2022 ^P
Power boiler and heat exchanger mfg - Continued								
Secondary products and miscellaneous receipts.....		332410-SM						
Secondary products.....		332410-S	03/80	363.567	363.567	367.229	372.268	384.171
Metal tank (heavy gauge) mfg.....	33242		12/03	212.023	215.248	215.942	217.227	221.477
Metal tanks, heavy gauge, mfg.....	332420		12/03	211.921	215.153	215.839	217.106	221.365
Primary products.....		332420-P	12/03	207.150	210.717	211.066	211.537	216.159
Metal tanks, heavy gauge.....		332420-0	12/03	207.150	210.717	211.066	211.537	216.159
Secondary products and miscellaneous receipts.....		332420-SM						
Secondary products.....		332420-S	03/80	299.763	299.311	304.247	315.511	315.876
Light gauge metal container mfg.....	33243		12/84	182.681	186.993	189.065	193.905	217.090
Metal can mfg.....	332431		06/81	172.294	176.139	176.189	182.536	211.845
Primary products.....		332431-P	06/81	169.365	173.262	173.268	179.809	209.653
Steel cans and tinware products.....		332431-1	06/81	233.279	238.137	238.161	238.161	290.992
Aluminum cans (including lids, ends, and parts shipped separately).....		332431-3	06/81	127.862	130.952	130.952	138.504	157.634
Secondary products and miscellaneous receipts.....		332431-SM						
Secondary products.....		332431-S	06/81	217.838	222.516	223.235	—	—
Other metal container mfg.....	332439		12/03	258.314	265.367	275.760	275.760	279.954
Steel shipping barrels & drums, exc. beer barrels (more than 12-gallon capacity)....		332439-3	06/83	450.489	475.875	517.668	517.668	513.989
All other metal containers.....		332439-6	12/03	186.660	194.256	203.917	203.917	214.255
Secondary products and miscellaneous receipts.....		332439-SM						
Secondary products.....		332439-S	12/03	208.693	208.693	208.693	208.693	210.543
Hardware mfg.....	3325		12/03	177.293	189.917	192.438	193.246	193.630
Hardware mfg.....	33251		12/03	177.293	189.917	192.438	193.246	193.630
Hardware mfg.....	332510		06/85	237.799	254.735	258.116	259.200	259.715
Primary products.....		332510-P	06/85	223.983	242.407	246.015	246.706	247.923
All other miscellaneous hardware.....		332510-A	06/85	444.997	447.783	457.660	459.064	460.488
Furniture hardware (excluding cabinet hardware).....		332510-2	06/85	256.967	266.758	278.160	280.525	280.517
Builders' hardware, including fabricated metal safe and vault locks, & cabinet hardware.....		332510-4	06/85	263.277	274.498	279.844	280.263	281.464
Motor vehicle hardware (lock units, door & window handles, window regulators, hinges, etc.).....		332510-6	06/85	131.307	166.190	166.190	166.510	166.510
Other transportation equipment hardware, incl. marine & aircraft (excl. motor vehicle hardware).....		332510-7	06/85	365.017	361.592	361.592	364.317	375.581
Secondary products and miscellaneous receipts.....		332510-SM						
Miscellaneous receipts.....		332510-M	07/85	379.087	379.087	384.301	389.451	377.269
Secondary products.....		332510-S	06/85	306.992	312.122	309.746	313.531	313.630
Spring & wire product mfg.....	3326		12/03	199.535	201.421	203.263	210.451	211.650
Spring & wire product mfg.....	33261		12/03	199.535	201.421	203.263	210.451	211.650
Spring mfg.....	332613		12/11	127.199	129.767	130.817	140.972	141.158
Primary products.....		332613-P	12/11	129.677	132.575	133.749	145.187	145.387
Cold formed steel springs, except wire.....		332613-3	06/81	221.939	233.062	236.518	251.756	252.406
Hot formed steel springs, except wire.....		332613-4	06/81	226.866	262.207	262.207	271.393	268.585
Precision mechanical wire springs.....		332613-5	12/82	219.458	221.771	222.373	226.472	227.081
Precision mechanical extension- and torsion-type wire springs.....		332613-51	06/01	188.116	188.715	189.736	194.949	196.818
Precision mechanical compression-type wire springs.....		332613-52	06/01	146.072	148.087	148.314	150.459	150.401
Secondary products and miscellaneous receipts.....		332613-SM						
Secondary products.....		332613-S	12/11	106.871	106.695	106.891	106.787	107.017
Other fabricated wire product mfg.....	332618		12/82	295.911	296.582	299.515	301.484	304.170
Primary products.....		332618-P	12/82	279.110	279.733	282.740	284.632	287.283
Other ferrous wire products, excluding springs, made from purchased wire.....		332618-B	12/82	284.670	286.133	289.896	297.915	303.783
Noninsulated ferrous wire rope, cable, forms and strand, made from purchased wire.....		332618-1	12/82	252.976	253.027	253.027	253.027	253.027
Other fabricated wire products, made from purchased wire.....		332618-2	06/85	152.491	152.491	152.914	152.014	152.014
Ferrous wire cloth and other ferrous woven wire products, made from purchased wire.....		332618-3	12/82	167.193	167.193	174.122	174.122	175.141
Steel fencing and fence gates, made from purchased wire.....		332618-7	12/82	450.424	455.184	455.184	455.184	448.426
Steel nails, staples, tacks, spikes, and brads, made from purchased wire.....		332618-9	12/03	214.867	214.567	223.201	225.005	—
Secondary products and miscellaneous receipts.....		332618-SM						
Secondary products.....		332618-S	12/82	600.059	609.354	614.257	613.145	620.373
Mach shops, turn prod, screw, nut, bolt mfg.....	3327		12/03	149.019	150.330	150.854	151.958	152.476
Machine shops.....	33271		12/03	137.835	138.334	138.334	139.130	139.125
Machine shops.....	332710		06/84	183.354	184.018	184.018	185.077	185.070
Primary products.....		332710-P	06/84	181.300	182.013	182.013	183.151	183.144
Machine shop job work and job order repairs.....		332710-0	06/84	180.035	180.742	180.742	181.873	181.866
Secondary products and miscellaneous receipts.....		332710-SM						

See footnotes at end of table.

Table 11. Producer price indexes for net output of selected industries and their products, not seasonally adjusted — Continued
 [January 2022]

Title ¹	Industry code	Product code	Index base	Unadjusted index ²				
				Sept. 2021	Oct. 2021 ^P	Nov. 2021 ^P	Dec. 2021 ^P	Jan. 2022 ^P
Turned product & screw, nut & bolt mfg.	33272		12/84	208.060	211.243	212.894	214.860	216.501
Precision turned product mfg.	332721		12/83	204.690	206.745	209.319	210.842	212.631
Primary products.		332721-P	12/83	191.935	193.988	196.559	198.081	199.867
Precision turned products, automotive.		332721-1	12/83	154.214	154.263	157.768	157.768	157.857
Precision turned products, except automotive.		332721-3	12/83	209.884	212.788	215.006	217.175	219.683
Secondary products and miscellaneous receipts.		332721-SM						
Bolt, nut, screw, rivet, and washer mfg.	332722		06/82	233.250	238.657	238.882	241.788	243.333
Primary products.		332722-P	06/82	241.786	245.559	245.769	248.284	249.914
Nonthreaded metal fasteners (except aircraft types).		332722-B	06/82	226.543	238.225	236.744	246.015	247.372
Aircraft fasteners, except plastics (including aerospace).		332722-1	06/82	437.173	437.173	437.173	437.347	442.415
Externally threaded metal fasteners (except aircraft types).		332722-3	06/82	207.333	212.310	213.737	217.050	218.152
Hex bolts, including heavy, tap-and-joint (excluding high-strength structural & aircraft types).		332722-3122	06/82	174.957	178.613	184.396	185.482	186.509
Other metal bolts, including square, round, plow, high-strength structural, & bent bolts.		332722-3133	12/99	237.377	246.886	246.886	256.873	256.772
Cap, set, machine, lag, flange, and self-locking screws (except aircraft types). ..		332722-3144	12/87	217.782	220.913	220.668	224.412	225.685
Other externally threaded metal fasteners, including studs (except aircraft types).		332722-3199	12/99	172.517	174.835	175.634	174.562	176.393
Internally threaded fasteners (except aircraft types).		332722-5	06/82	136.897	137.744	137.704	138.936	139.864
Secondary products and miscellaneous receipts.		332722-SM						
Miscellaneous receipts.		332722-M	06/82	194.498	199.842	199.842	200.650	202.520
Coating/engrave/heat treating & other activity.	3328		12/03	146.293	150.250	151.393	153.034	151.145
Coating/engrave/heat treating & other activity.	33281		12/84	201.280	206.724	208.296	210.554	207.955
Metal heat treating.	332811		06/85	180.075	181.678	181.678	182.646	182.646
Primary products.		332811-P	06/85	170.531	171.473	171.473	172.490	172.490
Heat treating of metal for the trade (pickling, annealing, etc.).		332811-0	06/85	170.531	171.473	171.473	172.490	172.490
Secondary products and miscellaneous receipts.		332811-SM						
Metal coating and nonprecious engraving.	332812		12/84	181.817	191.317	194.100	195.295	190.443
Primary products.		332812-P	12/84	188.621	199.077	202.125	203.249	197.918
Metal coating, engraving, and allied services.		332812-0	12/84	188.621	199.077	202.125	203.249	197.918
Secondary products and miscellaneous receipts.		332812-SM						
Electroplating, anodizing and coloring metal.	332813		12/84	218.989	218.629	218.955	224.409	224.411
Primary products.		332813-P	12/84	223.786	223.195	223.488	229.320	229.320
Electroplating, plating, polishing, anodizing and coloring metal.		332813-0	12/84	223.786	223.195	223.488	229.320	229.320
Secondary products and miscellaneous receipts.		332813-SM						
Other fabricated metal product mfg.	3329		12/03	183.534	184.512	185.546	186.576	188.796
Metal valve mfg.	33291		12/03	190.567	192.190	192.538	193.616	197.844
Industrial valve mfg.	332911		06/91	272.864	275.925	277.141	277.418	280.845
Primary products.		332911-P	06/91	282.159	285.261	286.359	286.642	290.394
Automatic regulating and control valves and parts (except nuclear), power operated.		332911-F	12/82	342.356	356.199	356.199	358.873	358.873
Industrial valves for water works and municipal equipment (IBBM, AWWA, and UL).		332911-N	06/91	296.788	297.632	299.537	299.537	307.329
Industrial ball valves (all metals, pressures, and types), incl. manual & power operated.		332911-Q	06/91	359.409	359.409	359.409	359.409	367.499
Industrial butterfly valves (all metals, pressures, and types), incl. manual & power operated.		332911-R	06/91	222.986	222.986	222.986	222.986	226.243
All other miscellaneous industrial valves.		332911-X	06/91	239.546	247.250	247.250	247.250	249.018
Gates, globes, angles and other industrial valves.		332911-1	06/91	318.670	320.751	323.551	323.551	327.477
Secondary products and miscellaneous receipts.		332911-SM						
Miscellaneous receipts.		332911-M	06/91	198.727	202.971	207.032	207.032	207.192
Secondary products.		332911-S	06/91	230.578	232.589	233.202	233.580	236.011
Fluid power valve and hose fitting mfg.	332912		06/91	233.698	236.137	235.686	237.362	245.219
Primary products.		332912-P	06/91	235.748	237.834	238.048	240.107	248.284
Nonaerospace type hydraulic and pneumatic assemblies of hose.		332912-N	12/98	—	127.417	127.417	127.474	134.847
Nonaerospace type flared (metal) fittings, couplings and assemblies.		332912-T	06/91	185.603	185.603	185.603	201.350	207.372
Nonaerospace type flareless fittings and couplings (incl. nonmetal fittings).		332912-U	06/91	202.007	202.172	202.172	202.172	214.757
Parts for fluid power valves.		332912-X	01/20	107.494	107.494	107.494	107.617	111.679
Aerospace type hydraulic fluid power valves.		332912-1	06/91	179.661	180.607	180.607	180.607	179.442
Nonaerospace type hydraulic directional control valves.		332912-5	06/91	218.427	217.446	219.125	219.593	219.593
Nonaerospace type hydraulic valves, except directional control.		332912-7	12/98	223.013	221.680	221.680	226.162	227.094
Nonaerospace type pneumatic directional control valves.		332912-9	06/91	224.899	228.711	228.711	228.711	238.283
Secondary products and miscellaneous receipts.		332912-SM						
Miscellaneous receipts.		332912-M	12/98	194.668	196.037	196.037	196.037	199.147
Secondary products.		332912-S1	12/11	109.912	112.846	109.687	109.679	114.352
Plumbing fixture fitting and trim mfg.	332913		06/83	321.048	321.317	322.058	324.654	332.950
Primary products.		332913-P	06/83	323.447	323.447	324.398	325.846	334.221

See footnotes at end of table.

Table 11. Producer price indexes for net output of selected industries and their products, not seasonally adjusted — Continued
 [January 2022]

Title ¹	Industry code	Product code	Index base	Unadjusted index ²				
				Sept. 2021	Oct. 2021 ^P	Nov. 2021 ^P	Dec. 2021 ^P	Jan. 2022 ^P
Plumbing fixture fitting and trim mfg - Continued								
Miscellaneous metal and nonmetal plumbing fixtures, fittings, and trim.....		332913-6	06/83	353.283	353.283	356.522	356.522	379.811
Metal and nonmetal lavatory and sink fittings, excluding single control.....		332913-7	06/98	167.076	167.076	167.076	168.288	170.501
Secondary products and miscellaneous receipts.....		332913-SM						
Other metal valve and pipe fitting mfg.....	332919		12/82	324.907	326.157	326.794	330.912	338.199
Primary products.....		332919-P	12/82	346.979	348.424	348.932	353.995	360.957
Plumbing and heating valves and specialties, except plumbers' brass goods.....		332919-1	12/82	355.904	355.904	355.904	359.902	378.295
Metal fittings, flanges, and unions for pipe fittings.....		332919-4	12/82	412.387	414.444	415.168	421.460	427.150
Secondary products and miscellaneous receipts.....		332919-SM						
Secondary products.....		332919-S	12/82	222.578	223.406	225.870	225.870	231.371
All other fabricated metal product mfg.....	332999		12/03	178.943	179.453	181.023	182.002	182.680
Ball and roller bearing mfg.....	332991		06/83	309.843	309.944	312.065	310.314	311.712
Primary products.....		332991-P	06/83	302.748	302.796	304.787	303.140	304.864
Ball bearings, complete, unmounted.....		332991-1	06/83	270.238	270.238	270.238	270.238	270.590
Tapered roller bearings (including cups & cones), unmounted.....		332991-3	06/83	325.729	325.729	329.799	325.895	325.895
Other roller bearings, unmounted.....		332991-5	06/83	337.923	337.923	337.923	337.923	337.923
Mounted bearings (excluding plain).....		332991-7	06/83	420.070	420.070	433.490	424.618	439.394
Parts and components for ball and roller bearings (including balls and rollers) sold separately.....		332991-9	06/83	198.366	198.630	198.630	198.600	201.931
Secondary products and miscellaneous receipts.....		332991-SM						
Small arms ammunition mfg.....	332992		06/85	284.812	284.812	284.812	284.812	294.494
Primary products.....		332992-P	06/85	315.965	315.965	315.965	315.965	325.197
Small arms ammunition.....		332992-0	12/06	198.270	198.270	198.270	198.270	204.064
All other ammo products, incl. industrial shells & cartridges, air gun ammo, percussion caps.....		332992-07	06/02	181.197	181.197	181.197	181.197	-
Secondary products and miscellaneous receipts.....		332992-SM						
Secondary products.....		332992-S	05/95	112.834	112.834	112.834	112.834	112.834
Fabricated pipe and pipe fitting mfg.....	332996		06/81	403.031	407.055	417.055	417.456	414.756
Primary products.....		332996-P	06/81	364.192	366.450	371.159	371.553	368.514
Fabricated pipe and pipe fittings made from purchased pipe.....		332996-0	12/02	240.845	242.338	245.452	245.713	243.703
Secondary products and miscellaneous receipts.....		332996-SM						
Miscellaneous fabricated metal product mfg.....	332999		12/03	168.922	169.184	170.408	172.416	173.103
Primary products.....		332999-P	12/03	170.566	170.744	171.953	174.240	175.020
All other miscellaneous fabricated metal products.....		332999-N	06/85	223.373	223.636	225.422	228.410	229.475
Secondary products and miscellaneous receipts.....		332999-SM						
Secondary products.....		332999-S	12/03	165.301	167.131	170.062	170.274	170.390
Small arms, ordnance, and ordnance accessories mfg.....	33299T		12/11	103.705	103.895	103.895	105.632	105.632
Primary products.....		33299T-P	12/11	103.750	103.963	103.963	105.900	105.900
Single barrel shotguns, other small firearms n.e.c., and parts & attachments for small arms.....		33299T-45	06/13	104.499	105.189	105.189	106.008	106.008
Secondary products and miscellaneous receipts.....		33299T-SM						
Machinery manufacturing.....	333		12/03	151.448	153.236	154.454	155.929	158.341
Agricultural, construction, and mining machinery mfg.....	3331		12/03	153.053	155.960	157.465	159.174	160.469
Agricultural implement manufacturing.....	33311		12/03	145.728	147.751	149.807	152.597	153.248
Farm machinery and equipment mfg.....	333111		12/82	240.029	243.779	247.361	252.884	253.658
Primary products.....		333111-P	12/82	242.070	245.419	249.395	254.912	255.637
Haying machinery and attachments.....		333111-A	12/82	260.582	272.229	272.229	291.759	288.551
Parts for farm machinery, for sale separately.....		333111-C	12/82	217.436	219.600	234.401	235.370	239.943
Farm plows, harrows, rollers, pulverizers, etc., and attachments.....		333111-E	12/02	217.586	219.529	219.529	223.218	223.218
All other farm machinery and equipment, excluding parts, including attachments.....		333111-G	12/82	324.138	333.073	341.997	349.197	350.047
Commercial turf and grounds care equipment, including parts and attachments.....		333111-J	12/82	229.776	234.811	232.943	233.478	231.340
Farm dairy equipment, sprayers and dusters, farm blowers, and attachments.....		333111-4	12/82	243.720	244.281	244.281	257.331	257.331
Planting, seeding, and fertilizing machinery and attachments.....		333111-7	12/82	238.369	238.449	238.449	248.924	252.707
Harvesting machinery (except hay and straw) and attachments.....		333111-9	12/82	259.861	267.026	270.359	272.592	272.592
Secondary products and miscellaneous receipts.....		333111-SM						
Miscellaneous receipts.....		333111-M	12/82	227.281	231.076	231.750	234.559	238.483
Secondary products.....		333111-S	12/82	211.088	227.107	228.254	236.429	236.024
Lawn and garden equipment mfg.....	333112		12/82	147.146	147.926	149.413	149.421	150.984
Primary products.....		333112-P	12/82	149.202	149.678	151.143	151.152	152.372
Consumer nonriding lawn, garden, and snow equipment.....		333112-1	12/82	137.374	137.374	137.374	137.358	137.896
Consumer riding lawn, garden, and snow equipment.....		333112-3	12/82	160.371	161.314	165.482	165.482	165.482
Parts and attachments for consumer lawn, garden, and snow equipment.....		333112-7	06/03	131.562	132.559	134.041	134.124	138.328
Secondary products and miscellaneous receipts.....		333112-SM						
Secondary products.....		333112-S	12/82	133.786	137.844	138.581	138.581	144.176
Construction machinery manufacturing.....	33312		12/03	156.464	161.782	162.494	164.252	164.516

See footnotes at end of table.

Table 11. Producer price indexes for net output of selected industries and their products, not seasonally adjusted — Continued
[January 2022]

Title ¹	Industry code	Product code	Index base	Unadjusted index ²				
				Sept. 2021	Oct. 2021 ^P	Nov. 2021 ^P	Dec. 2021 ^P	Jan. 2022 ^P
Construction machinery mfg.	333120		12/80	279.552	289.054	290.326	293.467	293.939
Primary products.		333120-P	12/80	272.687	281.715	282.928	286.021	286.563
Power cranes, loaders, dozers, tractors, off-highway trucks, mixers, pavers, backhoes, etc.		333120-1	12/03	155.214	160.342	160.750	162.454	162.582
Power cranes, draglines, & shovels (excavators) (incl. surface mining equip.) (excluding parts)		333120-11	12/99	156.393	162.504	162.676	162.676	162.871
Mixers, pavers, and related equipment (excluding parts)		333120-12	12/80	259.866	272.092	273.903	273.903	275.724
Off-highway trucks, haulers, truck-type tractor chassis, trailers, etc. (excluding parts)		333120-13	12/03	164.151	165.562	165.464	165.460	165.664
Tractor shovel loaders (skid steer, wheel, crawler, and integral design backhoes)		333120-14	12/80	285.624	295.889	297.328	298.047	298.078
Construction wheel and crawler tractors, dozers, self-propelled log skidders, etc.		333120-15	12/03	155.371	158.725	159.108	165.189	165.189
Graders, rollers & compactors, rough-terrain forklifts, scrapers, trenchers, etc. (excl. parts)		333120-16	12/03	170.143	177.422	178.293	178.293	178.293
Construction machinery for mounting (excluding parts, winches, snow clearing attachments)		333120-17	12/99	150.210	156.495	156.585	158.445	158.445
Parts for construction machinery and equipment, sold separately.		333120-9	12/99	159.378	162.271	166.475	168.713	170.475
Parts for cranes, draglines, and shovels (including surface mining equipment) (sold separately)		333120-91	06/07	141.194	141.554	145.987	145.987	148.839
Parts for off-highway wheel tractors and shovel loaders (sold separately)		333120-92	06/07	124.261	124.904	132.522	132.868	132.897
Parts for other construction machinery (sold separately)		333120-93	06/07	128.419	132.332	133.975	137.186	138.419
Secondary products and miscellaneous receipts.		333120-SM						
Miscellaneous receipts.		333120-M	12/80	434.408	453.893	456.860	460.085	460.297
Secondary products.		333120-S	12/80	274.024	274.809	276.027	-	-
Mining and oil and gas field machinery mfg.	33313		12/03	167.227	168.101	169.992	170.018	173.915
Mining machinery and equipment mfg.	333131		06/81	329.846	330.974	341.882	342.037	342.967
Primary products.		333131-P	06/81	349.312	349.922	362.667	362.775	363.490
Mining machinery and equipment (except parts sold separately)		333131-2	09/19	111.278	111.452	116.684	116.684	116.877
Underground mining machinery (except parts sold separately)		333131-21	06/81	413.870	413.870	414.477	414.477	414.477
Mineral processing & beneficiation machinery (except parts sold separately)		333131-23	06/81	342.606	349.341	428.033	428.033	428.033
Crushing, pulverizing & screening machinery (except parts sold separately)		333131-25	06/81	350.070	350.070	428.593	428.593	428.593
Drills and other mining machinery (except parts sold separately)		333131-27	06/81	372.785	377.178	386.748	386.748	395.416
Parts and attachments for mining machinery and equipment (sold separately)		333131-9	06/81	289.071	289.727	291.370	291.720	292.577
Secondary products and miscellaneous receipts.		333131-SM						
Miscellaneous receipts.		333131-M	06/81	246.170	251.273	251.273	251.273	253.076
Oil and gas field machinery and equipment mfg.	333132		12/80	275.623	277.234	278.296	278.308	286.669
Primary products.		333132-P	12/80	271.915	273.617	274.733	274.733	283.062
Oil and gas field production machinery and equipment (except pumps)		333132-A	12/80	223.454	225.475	228.323	228.323	245.617
Oil and gas field production machinery and equipment (except pumps and parts sold separately)		333132-A1	12/10	116.601	117.243	118.593	118.593	128.822
Parts and attachments for oil and gas field production machinery and equipment (except pumps)		333132-A2	12/10	107.978	110.857	112.860	112.860	115.662
Rotary oil and gas field drilling machinery and equipment.		333132-1	12/86	289.621	291.493	291.762	291.762	293.651
Other oil and gas field drilling machinery and equipment.		333132-8	12/86	245.033	245.033	245.033	245.033	257.167
Secondary products and miscellaneous receipts.		333132-SM						
Industrial machinery manufacturing.	3332		12/84	211.849	212.194	213.208	213.791	216.305
Other industrial machinery manufacturing.	33324		12/84	208.934	209.275	210.275	210.850	213.330
Food product machinery mfg.	333241		12/83	296.959	299.639	304.187	306.442	310.051
Primary products.		333241-P	12/83	305.953	309.008	314.115	316.895	320.763
Dairy and milk products plant machinery and equipment.		333241-1	12/83	284.638	292.804	306.376	307.575	307.575
Commercial food products machinery (except packaging and cooking equipment)		333241-3	12/83	266.821	269.572	272.809	277.295	281.293
Industrial food products machinery for processing foods, beverages, & animal & fowl feed.		333241-5	12/83	325.466	325.560	327.672	328.531	333.822
Other industrial food and feed machinery.		333241-51	12/12	127.496	127.496	128.258	128.917	129.377
Machinery for sorting, grading, and cleaning fruits, vegetables, eggs, and for processing meat.		333241-52	12/12	136.730	136.730	138.000	138.000	140.318
Parts and attachments for industrial food and feed products machinery.		333241-53	12/12	125.012	125.205	125.631	125.631	131.816
Secondary products and miscellaneous receipts.		333241-SM						
Miscellaneous receipts.		333241-M	12/83	214.079	214.970	217.209	217.209	218.848
Secondary products.		333241-S	12/83	294.361	295.363	295.893	295.893	300.284
Semiconductor machinery mfg.	333242		12/03	90.076	90.076	90.076	90.076	90.374
Primary products.		333242-P	12/03	88.224	88.224	88.224	88.224	88.518
Semiconductor machinery and parts.		333242-0	06/87	113.511	113.511	113.511	113.511	113.889
Secondary products and miscellaneous receipts.		333242-SM						
Miscellaneous receipts.		333242-M	12/03	110.316	110.316	110.316	110.316	110.745
Sawmill, woodworking and paper machinery mfg.	333243		12/11	125.877	126.897	127.693	128.489	129.368
Primary products.		333243-P	12/11	125.368	126.478	127.288	128.144	129.039
Sawmill and woodworking machinery.		333243-A	12/80	299.090	299.371	300.280	300.420	303.467

See footnotes at end of table.

Table 11. Producer price indexes for net output of selected industries and their products, not seasonally adjusted — Continued
[January 2022]

Title ¹	Industry code	Product code	Index base	Unadjusted index ²				
				Sept. 2021	Oct. 2021 ^P	Nov. 2021 ^P	Dec. 2021 ^P	Jan. 2022 ^P
Sawmill, woodworking and paper machinery mfg - Continued								
Sawmill and woodworking machinery, excluding parts & attachments.....		333243-A3	06/12	149.066	149.234	149.640	149.640	151.268
Parts, attachments & accessories for sawmill & woodworking machinery.....		333243-A4	06/12	153.894	153.894	154.606	155.037	156.040
Paper industry machinery.....		333243-B	06/82	244.494	247.210	249.030	251.143	252.675
Paper industry machinery, excluding parts & attachments.....		333243-B1	12/03	131.523	134.302	134.603	135.462	135.819
Parts and attachments for paper industry machinery.....		333243-B2	06/82	238.452	238.452	241.590	244.209	246.643
Secondary and miscellaneous receipts.....		333243-SM						
Printing machinery and equipment mfg.....	333244		12/82	178.696	179.206	180.513	185.065	185.808
Primary products.....		333244-P	12/82	170.243	170.528	171.981	177.062	177.559
All other miscellaneous printing trades machinery, including parts.....		333244-A	12/88	128.681	129.005	130.658	133.402	133.747
Other printing machinery and equipment, including pre-press preparation and typesetting.....		333244-A7	06/01	91.454	90.543	91.438	94.105	94.049
Parts, attachments, and accessories for printing trades machinery.....		333244-A8	06/01	126.668	127.705	129.508	131.757	132.287
Secondary products and miscellaneous receipts.....		333244-SM						
Secondary products.....		333244-S	12/82	176.678	182.551	182.551	185.526	189.966
Other industrial machinery mfg.....	333249		12/11	148.177	147.994	148.518	148.451	151.158
Primary products.....		333249-P	12/11	151.962	151.737	152.297	152.224	155.087
Plastics-working machinery and equipment and parts, excluding patterns and molds.....		333249-1	12/81	230.304	230.192	231.288	230.468	-
Parts for plastics-working machinery.....		333249-14	12/08	104.722	104.744	104.744	104.744	104.763
Plastics-working machinery and equipment, excluding patterns, molds, and parts sold separately.....		333249-19	12/08	118.120	118.044	118.729	118.217	119.098
Textile machinery (except parts, attachments, and accessories).....		333249-5	12/80	198.418	198.418	198.418	198.418	211.599
Parts and attachments for textile machinery.....		333249-7	12/80	230.495	230.495	230.495	232.251	238.325
All other industrial machinery.....		333249-8	12/03	204.072	203.706	204.473	204.473	208.509
Secondary products and miscellaneous receipts.....		333249-SM						
Miscellaneous receipts.....		333249-M	12/11	120.761	120.920	120.995	120.995	121.263
Commercial and service industry machinery.....	3333		12/03	133.778	134.611	136.202	137.375	139.579
Commercial and service industry machinery.....	33331		12/03	133.764	134.597	136.187	137.360	139.565
Optical instrument and lens mfg.....	333314		06/91	117.610	119.100	119.100	119.455	123.562
Primary products.....		333314-P	06/91	117.896	118.692	118.692	119.080	123.568
All other miscellaneous optical instruments and lenses (including binoculars and astronomical).....		333314-3	12/98	112.458	114.100	114.100	114.899	114.001
Secondary products and miscellaneous receipts.....		333314-SM						
Photographic and photocopying equipment mfg.....	333316		12/03	118.111	118.111	118.111	118.111	118.111
Primary products.....		333316-P	12/03	126.366	126.366	126.366	126.366	126.366
Motion picture & other photographic equipment, n.e.c.....		333316-4	06/07	131.598	131.598	131.598	131.598	131.598
Secondary products and miscellaneous receipts.....		333316-SM						
Other commercial and service industry machinery mfg.....	333318		12/11	120.318	120.979	122.893	124.222	125.932
Primary products.....		333318-P	12/11	120.190	120.853	122.943	124.271	126.076
Commercial cooking and food warming equipment.....		333318-A	06/82	338.937	339.902	359.714	359.714	364.241
Commercial non electric cooking and food warming equipment, excluding parts and accessories.....		333318-A1	06/07	156.961	156.961	169.917	169.917	171.943
Commercial electric cooking and food warming equipment, excluding parts and accessories.....		333318-A2	06/07	135.887	137.038	141.382	141.382	143.259
Parts and accessories for commercial cooking and food warming equipment.....		333318-A3	06/07	134.037	134.168	134.168	134.168	136.124
Electronic teaching machines, teaching aids, etc., including kits.....		333318-H	09/16	102.118	102.118	102.118	102.118	102.118
Miscellaneous machinery products.....		333318-J	09/16	117.186	117.298	117.708	119.541	121.382
Other service industry equipment.....		333318-J4	09/16	116.588	116.719	117.145	119.280	121.282
Commercial and industrial floor and carpet cleaning machines, excluding vacuum cleaners.....		333318-J5	09/16	121.698	121.698	121.698	121.698	122.917
Commercial laundry and drycleaning machinery.....		333318-5	12/82	278.295	281.820	285.133	285.133	301.485
Secondary products and miscellaneous receipts.....		333318-SM						
Miscellaneous receipts.....		333318-M	12/11	112.055	112.491	113.102	114.647	116.095
Secondary products.....		333318-S	12/11	130.999	132.050	132.725	133.404	133.452
HVAC and commercial refrigeration equipment.....	3334		12/03	174.509	176.853	179.367	182.362	188.303
HVAC and commercial refrigeration equipment.....	33341		12/03	174.509	176.853	179.367	182.362	188.303
Fan, blower, air purification equipment mfg.....	333413		12/11	132.732	132.951	133.645	133.700	137.890
Primary products.....		333413-P	12/11	131.044	131.313	131.929	131.988	136.240
Air purification equipment.....		333413-1	12/03	148.567	148.816	149.116	148.783	156.379
Dust collection and other air purification equipment for industrial gas cleaning systems.....		333413-11	12/83	210.447	210.447	210.447	210.447	220.648
Dust collection and other air purification equipment for cleaning incoming air.....		333413-13	12/83	219.950	220.685	221.572	220.588	232.416
Air filters for air-conditioners and furnaces, etc. of 2400 CFM or less, except parts.....		333413-131	06/09	141.871	142.401	142.915	141.828	153.159
Other dust collection and air purification equipment, except parts.....		333413-132	06/09	128.265	129.022	129.605	129.605	130.426
Parts for dust collection and air purification equipment.....		333413-133	06/09	127.445	127.445	128.039	128.039	131.459
Industrial and commercial fans and blowers.....		333413-2	12/03	199.435	199.971	201.814	202.814	202.972

See footnotes at end of table.

Table 11. Producer price indexes for net output of selected industries and their products, not seasonally adjusted — Continued
[January 2022]

Title ¹	Industry code	Product code	Index base	Unadjusted index ²				
				Sept. 2021	Oct. 2021 ^P	Nov. 2021 ^P	Dec. 2021 ^P	Jan. 2022 ^P
Fan, blower, air purification equipment mfg - Continued								
Centrifugal blower filter units, and classes I-IV centrifugal fans, except parts.		333413-22	06/09	159.817	160.398	162.295	163.221	163.221
Other centrifugal fans and blowers, except parts.		333413-23	06/09	162.409	162.409	164.647	164.792	164.811
Parts and accessories for fans and blowers.		333413-29	06/09	159.000	165.400	165.890	166.190	168.302
Secondary products and miscellaneous receipts.		333413-SM						
Secondary products.		333413-S	12/11	131.113	131.113	136.543	136.543	—
Heating equipment (except warm air furnaces) mfg.	333414		06/80	355.873	360.037	362.235	378.315	383.718
Primary products.		333414-P	06/80	338.253	341.272	343.746	358.368	363.983
Other heating equipment, except electric (incl. parts for nonelectric equipment & oil burners).		333414-D	06/99	175.612	178.507	181.063	188.800	192.646
Cast iron heating boilers, radiators, and convectors (except parts).		333414-1	06/99	212.272	212.272	212.272	—	—
Domestic heating stoves (except electric and parts).		333414-3	06/80	264.061	265.086	265.086	270.417	278.463
Floor and wall furnaces, unit heaters, infrared heaters, and mechanical stokers.		333414-7	06/99	174.124	174.124	174.124	177.231	178.191
Secondary products and miscellaneous receipts.		333414-SM						
Secondary products.		333414-S	06/80	367.411	367.411	367.411	378.014	385.176
Air-conditioning, refrigeration, and forced air heating equipment mfg.	333415		12/82	230.134	233.845	237.910	241.608	250.272
Primary products.		333415-P	12/82	231.761	236.043	240.707	244.003	252.989
Warm air furnaces, including duct furnaces and humidifiers, and electric comfort heating.		333415-C	12/89	185.413	189.728	195.963	197.568	206.731
Parts and accessories for air conditioning and heat transfer equipment.		333415-D	12/89	218.603	220.167	226.586	227.270	236.537
Unitary air-conditioners, except air source heat pumps.		333415-E	12/82	210.891	209.154	212.988	213.593	220.923
Heat pumps.		333415-H	12/09	132.225	129.491	130.886	131.048	135.018
Heat transfer equipment (except elec dehumidifiers), mechanically refrigerated, self-contained.		333415-2	12/03	193.610	195.461	198.304	203.433	210.994
Commercial refrigerators and related equipment.		333415-3	12/82	283.174	296.895	299.688	307.776	326.026
Refrigeration condensing units, all refrigerants, except ammonia (complete).		333415-5	12/82	293.103	301.540	320.291	320.291	331.529
All other miscellaneous refrigeration and air-conditioning equipment.		333415-9	12/89	200.750	228.185	229.614	238.963	242.242
Secondary products and miscellaneous receipts.		333415-SM						
Secondary products.		333415-S	12/82	186.571	187.772	189.748	205.087	209.783
Metalworking machinery manufacturing.	3335		12/03	126.841	127.875	128.352	129.255	130.771
Metalworking machinery manufacturing.	33351		12/03	126.829	127.863	128.340	129.242	130.758
Industrial mold mfg.	333511		12/03	106.652	107.145	107.642	109.137	110.215
Primary products.		333511-P	12/03	106.020	106.501	106.959	108.538	109.501
Industrial molds and mold boxes.		333511-0	06/81	130.435	131.027	131.590	133.532	134.718
Industrial injection-type molds made of metal for plastics.		333511-05	12/09	111.018	111.018	111.891	111.891	113.140
Other industrial molds and mold boxes.		333511-06	12/09	98.175	98.875	99.099	101.393	102.166
Secondary products and miscellaneous receipts.		333511-SM						
Secondary products.		333511-S	12/03	118.692	118.848	120.348	121.847	121.902
Special tool, die, jig, and fixture mfg.	333514		12/03	119.592	121.674	122.156	122.456	124.064
Primary products.		333514-P	06/81	198.040	201.348	201.711	202.241	204.984
Special dies, tools, jigs, and fixtures.		333514-0	06/81	198.040	201.348	201.711	202.241	204.984
Jigs and fixtures, including parts.		333514-0A	06/81	300.972	312.469	312.468	314.674	315.618
Metalworking die and die sets.		333514-0B	12/02	114.692	114.945	114.945	115.021	116.946
Standard punches, industrial prototypes, die parts & other special tooling for dies.		333514-0C	06/94	137.869	139.585	140.548	140.548	143.673
Secondary products and miscellaneous receipts.		333514-SM						
Miscellaneous receipts.		333514-M	12/03	97.597	101.674	101.674	101.674	101.674
Secondary products.		333514-S	12/03	107.204	107.700	112.820	113.053	115.218
Cutting tool and machine tool accessory mfg.	333515		06/83	197.397	199.218	200.069	201.626	204.112
Primary products.		333515-P	06/83	192.162	194.261	195.236	196.992	199.772
Cutting tools for machine tools and metalworking machinery.		333515-4	06/83	183.349	185.371	185.695	187.402	189.760
Other cutting tools for machine tools, excluding tips and blanks.		333515-41	12/00	133.537	135.310	135.310	137.336	139.794
End mills and milling cutters.		333515-44	06/83	208.922	210.640	210.646	210.950	213.365
Threading tools, including blanks, tips and inserts.		333515-45	06/07	110.456	110.456	112.141	112.141	112.141
Carbon and high-speed steel shank, solid, tipped carbide twist drills for machine tools.		333515-48	12/11	116.632	117.408	117.408	117.408	117.430
Taps, carbide indexable, and throwaway inserts for machine tools.		333515-49	12/11	123.285	125.003	126.136	126.136	126.136
Other attachments and accessories for machine tools and metalworking machinery.		333515-5	06/83	217.292	219.530	224.972	226.731	231.985
Secondary products and miscellaneous receipts.		333515-SM						
Secondary products.		333515-S	06/83	208.372	208.372	208.372	209.304	210.655
Machine tool mfg.	333517		12/11	119.336	119.890	120.196	121.234	122.052
Primary products.		333517-P	12/11	118.141	118.771	118.929	120.139	120.945
Metal cutting machine tools.		333517-2	06/83	205.629	207.108	207.108	209.510	211.124
Parts for metal cutting machine tools (sold separately) & rebuilt machine tools.		333517-26	06/83	175.706	175.706	175.706	176.919	176.919
Metal machining centers (multifunction numerically controlled machines).		333517-27	06/83	186.649	186.649	186.649	191.981	191.981
Other metal cutting machine tools.		333517-2B	12/09	118.535	119.883	119.883	120.791	122.230
Metal forming machine tools.		333517-3	06/81	270.263	270.263	271.664	273.318	274.372

See footnotes at end of table.

Table 11. Producer price indexes for net output of selected industries and their products, not seasonally adjusted — Continued
[January 2022]

Title ¹	Industry code	Product code	Index base	Unadjusted index ²				
				Sept. 2021	Oct. 2021 ^P	Nov. 2021 ^P	Dec. 2021 ^P	Jan. 2022 ^P
Machine tool mfg - Continued								
Metal punching and shearing (power & manual), and bending and forming machines (power only).....		333517-31	06/81	221.086	221.086	221.478	221.478	221.478
Other metal forming machine tools, including forging and die-stamping machines (except presses).....		333517-35	06/81	326.879	326.879	326.879	326.879	330.414
Parts for metal forming machine tools (sold separately) and rebuilt metal forming machine tools.....		333517-37	06/81	269.161	269.161	275.061	277.643	278.834
Secondary products and miscellaneous receipts.....		333517-SM						
Miscellaneous receipts.....		333517-M	12/11	124.001	124.001	124.001	124.001	124.906
Secondary products.....		333517-S	12/11	126.136	126.579	130.146	130.515	131.262
Rolling mill and other metalworking machinery mfg.....	333519		12/11	111.632	111.736	112.147	112.149	114.796
Primary products.....		333519-P	12/11	111.576	111.633	111.637	111.639	114.316
Other metalworking machinery, excluding handheld & ultrasonic.....		333519-83	06/83	298.386	299.234	299.234	299.234	299.234
Secondary products and miscellaneous receipts.....		333519-SM						
Miscellaneous receipts.....		333519-M	12/11	126.644	127.123	130.721	130.721	—
Turbine and power transmission equipment mfg.....	3336		12/84	197.911	199.108	199.551	199.933	204.428
Turbine and power transmission equipment mfg.....	33361		12/84	197.906	199.103	199.546	199.928	204.423
Turbine and turbine generator set units mfg.....	333611		06/82	236.167	236.761	237.086	237.669	239.341
Primary products.....		333611-P	06/82	235.343	235.904	236.210	236.761	238.339
Turbines and turbine generator sets.....		333611-0	06/11	109.389	109.650	109.792	110.049	110.782
Steam, gas, and other turbines and turbine generators.....		333611-05	12/03	148.285	148.662	148.959	149.319	144.144
Parts & accessories for turbines, turbine generators, and turbine generator sets.....		333611-07	12/03	—	—	—	—	120.193
Speed changer, drive, and gear mfg.....	333612		12/83	319.181	321.351	324.211	324.565	332.567
Primary products.....		333612-P	12/83	296.035	298.091	299.683	300.057	307.999
Gears, pinions, racks, and worms, sold separately.....		333612-3	12/83	221.316	223.676	223.676	223.676	226.217
Speed changers, industrial high speed drives, and parts other than loose gearing.....		333612-7	12/03	181.355	182.291	183.736	184.075	190.280
Secondary products and miscellaneous receipts.....		333612-SM						
Miscellaneous receipts.....		333612-M	07/84	403.369	403.369	403.369	403.369	—
Secondary products.....		333612-S	12/83	507.641	513.489	548.999	548.999	548.999
Mechanical power transmission equipment mfg.....	333613		12/84	297.363	298.127	300.882	304.753	316.260
Primary products.....		333613-P	12/84	288.084	288.922	290.497	293.711	304.067
Mechanical power transmission equipment, except speed changers, drives, & gears.....		333613-3	12/84	312.343	313.589	315.929	320.703	330.399
Secondary products and miscellaneous receipts.....		333613-SM						
Other engine equipment mfg.....	333618		12/82	169.492	170.984	171.014	170.990	176.025
Primary products.....		333618-P	12/82	170.271	171.813	171.840	171.817	176.954
Parts & accessories for internal combustion engines, ex. aircraft & gasoline automotive engines.....		333618-F	12/82	214.141	216.530	216.530	216.530	223.031
Diesel, semidiesel, and dual-fuel engines (except automotive).....		333618-3	12/82	181.960	187.208	187.208	187.208	188.335
Diesel, semidiesel, and dual-fuel engines for automobiles, trucks, and buses.....		333618-5	12/82	151.018	151.018	151.018	151.018	157.507
Secondary products and miscellaneous receipts.....		333618-SM						
Secondary products.....		333618-S	12/82	155.188	158.575	158.665	158.803	160.867
Other general purpose machinery manufacturing.....	3339		12/03	168.847	170.751	171.929	173.836	176.697
Pump and compressor manufacturing.....	33391		12/03	171.594	172.322	172.900	173.835	177.565
Air and gas compressor mfg.....	333912		06/84	266.850	267.907	269.496	269.987	272.728
Primary products.....		333912-P	06/84	271.470	272.396	274.011	274.715	277.703
Air and gas compressors and vacuum pumps.....		333912-1	06/84	284.247	285.378	286.722	286.722	290.417
Parts & attachments for air & gas compressors, ex. refrigeration, ice making, & a/c.....		333912-6	06/84	—	283.716	283.746	289.132	289.132
Secondary products and miscellaneous receipts.....		333912-SM						
Miscellaneous receipts.....		333912-M	11/86	—	213.565	213.956	213.956	213.956
Secondary products.....		333912-S1	09/21	100.000	100.000	101.152	101.152	101.152
Measuring, dispensing, and other pumping equipment mfg.....	333914		12/83	291.836	293.076	293.611	295.889	304.407
Primary products.....		333914-P	12/83	293.080	294.421	294.971	296.946	305.959
Pumps and pumping equipment, excluding measuring and dispensing pumps.....		333914-1	12/09	127.293	127.632	127.899	128.861	133.248
Pumps and pumping equipment, complete, excluding measuring and dispensing pumps.....		333914-11	12/09	127.654	128.039	128.359	129.510	134.548
Domestic water systems.....		333914-111	12/83	265.358	265.358	265.358	265.358	288.470
Domestic sump pumps.....		333914-112	12/09	—	145.714	145.714	—	—
Oil-well and oil-field pumps, except boiler feed.....		333914-113	12/09	110.597	110.734	110.734	113.979	116.395
Industrial pumps, excluding hydraulic fluid power pumps, automatic circulating pumps, etc.....		333914-114	12/83	299.652	300.275	300.275	300.372	314.862
Other pumps, except automotive circulating pumps, and measuring and dispensing pumps.....		333914-115	12/01	196.546	198.089	201.225	203.276	203.563
Parts and attachments for pumps and pumping equipment, excluding measuring and dispensing.....		333914-15	12/83	367.564	367.858	367.858	367.858	370.981

See footnotes at end of table.

Table 11. Producer price indexes for net output of selected industries and their products, not seasonally adjusted — Continued
 [January 2022]

Title ¹	Industry code	Product code	Index base	Unadjusted index ²				
				Sept. 2021	Oct. 2021 ^P	Nov. 2021 ^P	Dec. 2021 ^P	Jan. 2022 ^P
Measuring, dispensing, and other pumping equipment mfg - Continued								
Secondary products and miscellaneous receipts.....		333914-SM						
Miscellaneous receipts.....		333914-M	12/17	104.080	104.175	104.199	105.044	106.448
Secondary products.....		333914-S	12/17	118.183	118.204	118.573	122.992	123.857
Material handling equipment manufacturing.....	33392		12/03	178.765	181.468	183.568	186.538	188.227
Elevator and moving stairway mfg.....	333921		06/81	194.279	199.778	199.778	215.031	215.256
Primary products.....		333921-P	06/81	189.019	191.623	191.623	208.662	208.913
Elevators and moving stairways.....		333921-1	06/81	181.514	184.468	184.468	204.917	205.252
Parts and attachments for elevators and moving stairways (sold separately).....		333921-3	06/81	237.767	238.991	238.991	241.914	241.803
Secondary products and miscellaneous receipts.....		333921-SM						
Conveyor and conveying equipment mfg.....	333922		06/84	248.048	251.321	255.804	260.553	264.619
Primary products.....		333922-P	06/84	241.257	243.891	248.057	252.594	256.506
Unit handling conveyors and conveying systems.....		333922-1	06/84	213.569	214.075	214.897	217.363	217.903
Unit handling gravity and trolley conveyors and conveying systems.....		333922-12	06/09	124.139	126.314	126.327	126.919	127.000
Unit handling tow, belt, roller, pneumatic, portable, carousel, and other nonbelt conveyors.....		333922-14	06/09	132.484	132.307	132.938	134.688	135.084
Parts and accessories for unit handling conveyors and conveying systems, sold separately.....		333922-7	06/84	263.755	264.483	265.694	269.183	269.743
Bulk material handling conveyors and conveying systems.....		333922-8	06/84	235.195	240.805	249.027	257.189	265.186
Parts and accessories for bulk material handling conveyors and conveying systems.....		333922-9	06/84	404.193	408.701	418.584	420.604	430.774
Secondary products and miscellaneous receipts.....		333922-SM						
Miscellaneous receipts.....		333922-M	06/84	291.692	302.246	310.972	318.248	321.724
Secondary products.....		333922-S	06/84	291.379	291.379	291.379	293.722	304.694
Overhead cranes, hoists and monorail systems mfg.....	333923		12/03	191.214	194.472	194.831	197.103	198.137
Primary products.....		333923-P	12/03	193.037	195.850	196.254	197.974	198.778
Hoists and parts and attachments for hoists (sold separately).....		333923-1	12/84	270.888	270.888	280.882	282.635	282.896
Overhead traveling cranes and monorail systems, including parts and attachments sold separately.....		333923-3	12/84	283.456	289.887	288.269	292.485	298.622
Winches, aerial work platforms, and automotive wrecker hoists, including parts and attachments.....		333923-7	12/03	197.196	200.077	200.077	201.680	201.968
Secondary products and miscellaneous receipts.....		333923-SM						
Secondary products.....		333923-S	12/03	171.187	178.873	178.977	179.206	180.834
Industrial truck, trailer, and stacker mfg.....	333924		12/79	284.076	287.682	292.563	294.809	297.350
Primary products.....		333924-P	12/79	285.707	289.265	294.339	296.558	299.072
Industrial trucks, tractors, mobile straddle carriers & cranes, & automatic stacking machines.....		333924-2	12/79	255.772	258.725	264.042	265.755	268.529
Work trucks with lifting & handling equipment, operator riding, electric, self-propelled.....		333924-21	06/02	182.417	183.707	193.602	193.777	194.881
Work trucks, not fitted with lifting and handling equipment.....		333924-25	06/02	178.505	184.129	184.184	185.369	192.878
Bulk powered material moving equipment, dock boards and metal pallets and skids.....		333924-26	06/02	187.642	192.799	194.721	195.744	196.085
Other work trucks with lifting & handling equipment, non-riding electric or any non-electric.....		333924-27	06/02	171.354	171.390	171.427	173.681	173.681
Parts and attachments for industrial trucks and tractors (sold separately).....		333924-3	12/86	318.863	324.425	324.775	329.130	328.352
Secondary products and miscellaneous receipts.....		333924-SM						
Secondary products.....		333924-S	12/79	556.063	583.069	594.393	611.233	612.604
All other general purpose machinery mfg.....	333999		12/03	159.606	161.693	162.587	164.316	167.527
Power-driven handtool mfg.....	333991		12/80	218.914	231.458	231.576	231.576	237.868
Primary products.....		333991-P	12/80	210.589	223.119	223.245	223.245	229.301
Power-driven handtools, pneumatic, hydraulic, and powder-actuated.....		333991-6	12/80	298.783	313.981	314.165	314.165	326.344
Power-driven handtools, electric (except battery powered), including parts.....		333991-9	12/04	119.302	127.218	127.312	127.312	129.102
Secondary products and miscellaneous receipts.....		333991-SM						
Miscellaneous receipts.....		333991-M	06/86	190.010	197.413	197.413	197.413	202.852
Welding and soldering equipment mfg.....	333992		12/84	318.734	319.050	319.318	327.175	328.950
Primary products.....		333992-P	12/84	333.964	334.105	334.182	342.991	344.537
Other welding equipment, components, and accessories (excluding arc, resistance, and gas).....		333992-A	06/90	164.423	164.423	164.423	164.943	165.670
Arc welding machines, components, and accessories, excluding electrodes and stud welding equip.....		333992-1	12/84	343.141	343.141	343.141	361.234	361.636
Resistance welders, components, accessories, and electrodes.....		333992-7	12/84	239.439	240.166	240.166	247.431	247.431
Gas welding and cutting equipment, parts, attachments, and accessories.....		333992-9	06/83	235.870	235.870	236.614	236.614	247.886
Secondary products and miscellaneous receipts.....		333992-SM						
Miscellaneous receipts.....		333992-M	12/84	227.504	229.798	232.204	232.204	236.681
Packaging machinery mfg.....	333993		12/88	223.641	223.700	229.078	235.873	237.898
Primary products.....		333993-P	12/88	228.316	228.316	234.422	242.642	244.837
Packing, packaging, and bottling machinery, excluding parts.....		333993-1	12/88	220.500	220.500	228.398	231.849	234.209
Parts for packing, packaging, and bottling machinery.....		333993-5	12/88	269.990	269.990	272.165	293.202	295.195

See footnotes at end of table.

Table 11. Producer price indexes for net output of selected industries and their products, not seasonally adjusted — Continued
[January 2022]

Title ¹	Industry code	Product code	Index base	Unadjusted index ²				
				Sept. 2021	Oct. 2021 ^P	Nov. 2021 ^P	Dec. 2021 ^P	Jan. 2022 ^P
Packaging machinery mfg - Continued								
Secondary products and miscellaneous receipts.....		333993-SM						
Miscellaneous receipts.....		333993-M	12/88	176.691	176.691	176.691	178.144	179.395
Industrial process furnace and oven mfg.....	333994		06/81	258.380	260.179	261.181	261.458	268.834
Primary products.....		333994-P	06/81	253.790	255.802	256.752	256.984	265.141
Industrial process furnaces & ovens, & industrial electrical heating equipment.		333994-0	12/04	148.631	149.809	150.365	150.501	155.279
Industrial process furnaces & ovens, & industrial electrical heating equipment, except parts.....		333994-0A	06/11	125.353	126.052	126.585	126.739	130.207
Parts and attachments for industrial process furnaces and ovens.....		333994-0B	06/11	121.948	123.762	124.035	124.035	129.561
Secondary products and miscellaneous receipts.....		333994-SM						
Miscellaneous receipts.....		333994-M	12/86	184.246	185.263	186.147	186.528	187.852
Fluid power cylinder and actuator mfg.....	333995		06/90	228.543	235.261	237.147	239.465	245.794
Primary products.....		333995-P	06/90	227.214	234.441	236.420	239.022	245.620
Nonaerospace-type hydraulic & all aerospace fluid power cylinders & actuators, linear & rotary.....		333995-2	06/90	218.263	226.828	229.323	231.917	239.344
Nonaerospace-type pneumatic fluid power cylinders & actuators, linear & rotary.		333995-3	06/90	197.646	199.295	199.295	199.295	201.437
Parts for hydraulic & pneumatic fluid power cylinders & actuators, incl accumulators & cushions.....		333995-8	06/90	248.938	251.097	251.182	255.451	259.243
Secondary products and miscellaneous receipts.....		333995-SM						
Fluid power pump and motor mfg.....	333996		06/90	204.787	207.823	208.139	208.637	216.870
Primary products.....		333996-P	06/90	210.683	211.699	212.085	212.693	221.546
Nonaerospace-type reciprocating fluid power pumps.....		333996-1	12/97	168.448	170.203	170.505	171.185	177.380
Nonaerospace-type fluid power motors.....		333996-5	12/97	209.731	210.405	211.458	212.723	220.641
Parts for fluid power pumps, motors, and hydrostatic transmissions.....		333996-9	12/97	171.176	171.320	171.371	171.371	193.178
Secondary products and miscellaneous receipts.....		333996-SM						
Miscellaneous receipts.....		333996-M	06/99	164.893	164.893	164.893	164.893	174.009
Scale and balance mfg.....	333997		12/80	206.282	207.685	208.726	209.001	211.009
Primary products.....		333997-P	12/80	216.063	217.696	218.883	219.197	221.510
Retail, commercial, household, and mailing scales and balances.....		333997-4	12/91	179.633	179.633	179.633	179.633	179.633
Parts, attachments, and accessories for scales and balances.....		333997-6	12/91	223.128	227.716	228.098	228.603	229.359
Vehicle and industrial scales.....		333997-7	12/91	177.199	177.576	179.296	179.553	182.899
Motor truck and railroad track scales.....		333997-71	12/10	139.064	139.768	142.182	142.182	146.260
Industrial scales (including automatic checkweighter and bulkweighter scales)....		333997-72	12/10	143.412	143.412	144.373	144.953	147.568
Miscellaneous non-vehicle scales (crane, susp, tank, hopper, meas. devices, lab, bulk conveyor).....		333997-73	12/10	126.075	126.075	126.075	126.075	126.075
Secondary products and miscellaneous receipts.....		333997-SM						
Miscellaneous receipts.....		333997-M	12/80	128.116	128.116	128.116	128.116	128.116
All other miscellaneous general purpose machinery mfg.....	333999		12/84	253.526	254.658	255.183	256.525	261.294
Primary products.....		333999-P	12/84	247.980	248.953	249.591	250.746	256.223
Filters and strainers, except fluid power.....		333999-1	12/88	239.707	239.915	241.118	240.897	253.154
Industrial filters and strainers and reusable media, except fluid power.....		333999-11	06/07	145.730	145.730	146.272	146.272	154.038
Nonreusable media for filters and strainers, except fluid power.....		333999-12	12/88	252.010	252.010	255.296	255.296	266.204
Parts and accessories for filters and strainers, except fluid power.....		333999-13	12/88	285.436	292.293	295.526	288.271	295.127
All other miscellaneous general industrial machinery.....		333999-7	06/07	135.023	135.877	136.130	137.280	138.895
Secondary products and miscellaneous receipts.....		333999-SM						
Miscellaneous receipts.....		333999-M	12/84	350.081	353.416	353.452	357.105	357.105
Secondary products.....		333999-S	12/84	224.083	224.967	224.546	224.765	225.048
Computer & electronic product mfg.....	334		12/03	92.187	92.406	92.646	92.897	94.216
Computer & peripheral equipment mfg.....	3341		12/06	55.474	55.733	55.911	56.193	57.316
Computer & peripheral equipment mfg.....	33411		12/06	55.474	55.733	55.911	56.193	57.316
Electronic computer manufacturing.....	334111		12/04	29.344	29.834	30.173	30.722	30.899
Primary products.....		334111-P	12/04	15.023	15.362	15.596	15.976	16.099
Host computers, multiusers (mainframes, medium-scale systems, UNIX and PC servers).....		334111-5	12/04	24.173	24.895	25.462	26.316	26.584
Single user computers, microprocessor based, general purpose.....		334111-7	06/07	18.656	18.747	18.680	18.698	18.716
Portable computers, laptops, tablets and other single user computers.....		334111-72	06/07	14.610	14.572	14.579	14.376	14.404
Personal computers and workstations (excluding portable computers).....		334111-73	06/07	21.442	21.567	21.479	21.542	21.560
Secondary products and miscellaneous receipts.....		334111-SM						
Computer storage device mfg.....	334112		12/04	59.752	59.755	59.756	59.758	59.758
Primary products.....		334112-P	12/04	49.139	49.139	49.139	49.139	49.139
Computer storage devices (except parts, attachments and accessories).....		334112-1	12/04	48.506	48.506	48.506	48.506	48.506
Secondary products and miscellaneous receipts.....		334112-SM						
Computer terminal and other computer peripheral equipment mfg.....	334118		12/93	61.857	61.857	61.857	61.836	64.639
Primary products.....		334118-P	12/93	60.892	60.892	60.892	60.868	64.121
Other computer peripheral equipment and point of sale terminals.....		334118-B	12/93	60.958	60.958	60.958	60.935	64.191

See footnotes at end of table.

Table 11. Producer price indexes for net output of selected industries and their products, not seasonally adjusted — Continued
[January 2022]

Title ¹	Industry code	Product code	Index base	Unadjusted index ²				
				Sept. 2021	Oct. 2021 ^P	Nov. 2021 ^P	Dec. 2021 ^P	Jan. 2022 ^P
Computer terminal and other computer peripheral equipment mfg - Continued								
POS terminals, fund-transfer devices, and all other miscellaneous computer peripheral equipment.....		334118-B1	12/93	39.148	39.148	39.148	39.126	39.975
Secondary products and miscellaneous receipts.....		334118-SM						
Communications equipment mfg.....	3342		12/85	94.650	95.308	95.647	95.796	96.469
Telephone apparatus mfg.....	33421		12/03	86.004	86.100	87.136	86.494	87.296
Telephone apparatus mfg.....	334210		12/85	86.439	86.536	87.573	86.930	87.733
Primary products.....		334210-P	12/85	85.562	85.626	86.985	86.208	87.240
Telephone switching and switchboard equipment.....		334210-1	12/85	105.033	105.033	105.033	105.033	105.033
Wireline voice and data network equipment.....		334210-7	12/00	63.901	63.958	65.183	64.484	65.414
Secondary products and miscellaneous receipts.....		334210-SM						
Radio/TV broadcast & wireless comm equip mfg.....	33422		12/03	96.820	97.238	97.185	97.321	98.059
Broadcast and wireless communications equipment mfg.....	334220		12/91	90.842	91.237	91.185	91.315	92.012
Primary products.....		334220-P	12/91	87.911	88.353	88.273	88.447	89.285
Broadcast, studio, and related electronic equipment.....		334220-2	12/85	117.564	117.646	118.316	118.271	122.050
Other broadcast and wireless communications systems and equipment.....		334220-9	06/13	102.396	103.571	103.201	103.681	104.358
Secondary products and miscellaneous receipts.....		334220-SM						
Other communications equipment mfg.....	33429		12/03	118.904	122.297	123.725	125.564	125.728
Other communications equipment mfg.....	334290		12/91	127.544	131.185	132.717	134.691	134.866
Primary products.....		334290-P	12/91	134.391	137.964	139.764	141.518	141.719
Alarm systems, including electric sirens and horns.....		334290-1	12/85	132.344	131.646	131.646	131.646	131.646
Intercommunications systems, incl inductive paging systems, excl telephone & telegraph.....		334290-3	12/85	238.462	241.608	253.351	255.602	255.293
Secondary products and miscellaneous receipts.....		334290-SM						
Miscellaneous receipts.....		334290-M1	05/20	100.800	106.243	106.243	110.708	110.708
Secondary products.....		334290-S	12/91	144.327	145.252	145.314	145.314	145.571
Audio & video equipment mfg.....	3343		12/03	91.945	92.885	93.787	93.894	95.538
Audio and video equipment mfg.....	33431		12/03	91.945	92.885	93.787	93.894	95.538
Audio and video equipment mfg.....	334310		03/80	66.537	67.216	67.869	67.946	69.136
Primary products.....		334310-P	03/80	58.010	58.697	59.360	59.438	60.645
Speakers and commercial sound equipment.....		334310-4	03/80	160.258	162.422	164.852	165.211	170.309
Other consumer audio and video equipment.....		334310-5	03/80	131.409	132.072	132.880	132.880	132.880
Secondary products and miscellaneous receipts.....		334310-SM						
Miscellaneous receipts.....		334310-M	12/86	92.906	94.159	94.159	94.159	94.707
Semiconductor and other electronic component mfg.....	3344		12/84	54.875	54.896	55.177	55.379	56.264
Semiconductor and other electronic component mfg.....	33441		12/84	54.885	54.906	55.187	55.389	56.274
Bare printed circuit board mfg.....	334412		06/91	107.650	107.650	107.650	107.650	107.650
Primary products.....		334412-P	06/91	104.773	104.773	104.773	104.773	104.773
Bare printed circuit boards.....		334412-0	06/82	117.733	117.733	117.733	117.733	117.733
Semiconductors and related device mfg.....	334413		12/98	29.978	29.758	30.035	30.160	30.423
Primary products.....		334413-P	12/98	29.068	28.853	29.129	29.254	29.434
Other semiconductor devices, including parts such as chips, wafers, and heat sinks.....		334413-A	06/81	51.695	52.001	52.001	52.001	52.039
Integrated microcircuits, incl semiconductor networks, microprocessors, & MOS memories.....		334413-1	12/98	21.444	21.172	21.457	21.584	21.763
Secondary products and miscellaneous receipts.....		334413-SM						
Electronic connector mfg.....	334417		12/80	226.427	230.695	232.211	233.050	233.873
Primary products.....		334417-P	12/80	223.041	227.270	228.870	229.684	230.490
Electronic connectors, including parts.....		334417-0	12/80	223.041	227.270	228.870	229.684	230.490
Secondary products and miscellaneous receipts.....		334417-SM						
Secondary products.....		334417-S1	05/99	144.597	145.701	145.718	146.605	147.393
Printed circuit assembly mfg.....	334418		12/03	84.911	85.327	85.435	85.565	90.206
Primary products.....		334418-P	12/03	85.815	86.277	86.396	86.539	91.644
Printed circuit assemblies, loaded boards, modules, and consumer external modems.....		334418-9	06/06	92.311	92.809	92.937	93.090	98.582
Secondary products and miscellaneous receipts.....		334418-SM						
Secondary products.....		334418-S1	09/20	100.446	100.382	100.379	100.386	-
Other electronic component mfg.....	334419		12/03	142.010	142.863	142.936	143.759	144.238
Primary products.....		334419-P	12/03	145.549	146.392	146.473	147.396	147.885
Other electronic components.....		334419-0	12/03	145.549	146.392	146.473	147.396	147.885
Secondary products and miscellaneous receipts.....		334419-SM						
Secondary products.....		334419-S	12/03	99.942	100.013	100.055	100.220	100.934
Capacitor, resistor, coil, transformer, and other inductor mfg.....	33441K		12/11	140.332	140.927	141.261	142.028	142.432
Primary products.....		33441K-P	12/11	143.999	144.624	145.003	145.656	146.081

See footnotes at end of table.

Table 11. Producer price indexes for net output of selected industries and their products, not seasonally adjusted — Continued
[January 2022]

Title ¹	Industry code	Product code	Index base	Unadjusted index ²				
				Sept. 2021	Oct. 2021 ^P	Nov. 2021 ^P	Dec. 2021 ^P	Jan. 2022 ^P
Capacitor, resistor, coil, transformer, and other inductor mfg - Continued								
Resistors for electronic circuitry.....		33441K-5	12/05	109.039	109.039	112.207	112.921	112.921
Electronic coils, transformers, and other inductors.....		33441K-6	06/00	144.342	145.685	145.685	146.903	147.816
Secondary products and miscellaneous receipts.....		33441K-SM						
Miscellaneous receipts.....		33441K-M	12/11	104.984	104.984	104.984	106.954	106.954
Secondary products.....		33441K-S1	12/13	113.739	115.248	114.976	115.924	116.912
Nav/measuring/medical/control instruments mfg.....	3345		12/03	131.206	131.433	131.566	131.869	133.677
Nav/measuring/medical/control instruments mfg.....	33451		12/03	131.206	131.433	131.566	131.869	133.677
Electromedical apparatus mfg.....	334510		06/85	82.746	82.746	82.749	82.749	83.094
Primary products.....		334510-P	06/85	71.472	71.472	71.475	71.475	71.762
Electromedical equipment, excluding ionizing radiation equipment.....		334510-2	12/02	82.163	82.163	82.166	82.166	82.497
Secondary products and miscellaneous receipts.....		334510-SM						
Miscellaneous receipts.....		334510-M	12/90	154.897	154.897	154.897	154.897	156.282
Search, detection, and navigation instruments.....	334511		12/91	179.221	179.207	179.270	179.986	183.093
Primary products.....		334511-P	12/91	176.676	176.660	176.723	177.117	180.466
Aeronautical, nautical & navigational instruments, not sending or receiving radio signals.....		334511-1	12/85	287.244	286.897	288.297	297.136	297.136
Search, detection, navigation, and guidance systems and equipment.....		334511-3	12/91	—	172.122	172.122	172.122	175.640
Secondary products and miscellaneous receipts.....		334511-SM						
Secondary products.....		334511-S	12/91	—	218.467	218.420	218.470	218.556
Automatic environmental control mfg.....	334512		12/79	273.546	278.319	278.319	281.952	283.548
Primary products.....		334512-P	12/79	248.599	253.626	253.626	255.431	257.094
Automatic environmental controls for monitoring residential, commercial, and appliance use.....		334512-0	12/03	132.665	135.347	135.347	136.310	137.198
Secondary products and miscellaneous receipts.....		334512-SM						
Miscellaneous receipts.....		334512-M	12/04	185.519	185.519	185.519	193.655	193.895
Industrial process variable instruments.....	334513		06/83	234.582	236.037	236.291	236.482	242.597
Primary products.....		334513-P	06/83	246.236	248.053	248.301	248.498	254.407
Process control instruments.....		334513-0	12/03	146.982	148.067	148.215	148.332	151.860
Secondary products and miscellaneous receipts.....		334513-SM						
Miscellaneous receipts.....		334513-M	06/83	205.093	205.093	205.093	205.093	218.900
Secondary products.....		334513-S	06/83	154.482	—	154.480	—	—
Totalizing fluid meters and counting devices.....	334514		12/85	201.276	201.276	203.648	203.648	203.934
Primary products.....		334514-P	12/85	204.301	204.301	206.835	206.835	206.835
Integrating and totalizing meters for gas and liquids.....		334514-1	12/85	246.960	246.960	246.960	246.960	246.960
Counting devices, excluding motor vehicle instruments.....		334514-3	12/85	215.817	215.817	215.817	—	215.817
Motor vehicle instruments.....		334514-7	12/85	138.600	138.600	145.705	—	—
Secondary products and miscellaneous receipts.....		334514-SM						
Electricity and signal testing instruments mfg.....	334515		12/83	164.998	165.490	165.466	165.466	168.433
Primary products.....		334515-P	12/83	159.430	159.962	159.936	159.936	163.145
Test equipment for testing electrical, radio, and communication circuits, and motors.....		334515-4	12/83	160.259	161.036	160.998	160.998	161.245
Secondary products and miscellaneous receipts.....		334515-SM						
Analytical laboratory instrument mfg.....	334516		12/85	164.504	165.572	165.709	165.580	166.234
Primary products.....		334516-P	12/85	165.744	166.600	166.757	166.608	167.334
Analytical and scientific instruments, excluding optical.....		334516-0	12/85	165.744	166.600	166.757	166.608	167.334
Secondary products and miscellaneous receipts.....		334516-SM						
Miscellaneous receipts.....		334516-M1	12/14	—	117.385	117.385	117.385	117.385
Secondary products.....		334516-S	12/85	—	136.364	136.387	136.392	—
Irradiation apparatus mfg.....	334517		06/90	115.408	115.408	115.408	115.408	115.408
Primary products.....		334517-P	06/85	114.789	114.789	114.789	114.789	114.789
Irradiation (ionizing radiation) equipment.....		334517-0	06/85	114.789	114.789	114.789	114.789	114.789
Secondary products and miscellaneous receipts.....		334517-SM						
Other measuring and controlling device mfg.....	334519		06/85	175.217	175.418	175.642	176.861	183.036
Primary products.....		334519-P	06/85	167.060	167.274	167.511	168.561	174.259
Physical properties testing & inspection equipment and kinematic testing & measuring equipment.....		334519-4	06/85	161.238	161.443	161.443	161.443	170.075
Nuclear radiation detection and monitoring instruments.....		334519-5	06/85	206.049	207.281	207.281	215.112	222.338
Commercial, geophysical, meteorological, and general-purpose instruments and equipment.....		334519-7	06/85	175.391	175.902	176.620	177.288	182.514
Watches, clocks, and parts.....		334519-8	12/03	125.082	125.082	125.082	125.082	—
Secondary products and miscellaneous receipts.....		334519-SM						
Miscellaneous receipts.....		334519-M	06/85	256.594	256.594	256.594	261.374	268.113
Manufacturing and reproducing magnetic and optical media.....	3346		12/03	97.919	97.860	97.837	97.837	102.733
Manufacturing and reproducing magnetic and optical media.....	33461		12/03	97.919	97.860	97.837	97.837	102.733

See footnotes at end of table.

Table 11. Producer price indexes for net output of selected industries and their products, not seasonally adjusted — Continued
[January 2022]

Title ¹	Industry code	Product code	Index base	Unadjusted index ²				
				Sept. 2021	Oct. 2021 ^P	Nov. 2021 ^P	Dec. 2021 ^P	Jan. 2022 ^P
Manufacturing and reproducing magnetic and optical media.....	334610		01/19	114.674	114.605	114.578	114.578	120.321
Primary products.....		334610-P	01/19	115.126	115.040	115.006	115.006	120.810
Secondary products and miscellaneous receipts.....		334610-SM						
Electrical equipment and appliance mfg.....	335		12/03	166.814	169.261	171.444	172.731	176.143
Electric lighting equipment mfg.....	3351		12/03	136.783	137.386	137.941	138.847	139.744
Electric lamp bulb & part mfg.....	33511		12/03	79.196	79.678	79.678	79.678	79.679
Electric lamp bulb and part mfg.....	335110		12/83	87.037	87.567	87.567	87.567	87.568
Primary products.....		335110-P	12/83	76.639	77.244	77.244	77.244	77.244
Electric lamp bulb, tubes, and components.....		335110-0	12/83	76.639	77.244	77.244	77.244	77.244
Secondary products and miscellaneous receipts.....		335110-SM						
Miscellaneous receipts.....		335110-M	09/92	157.470	157.470	157.470	-	-
Lighting fixture mfg.....	33512		12/03	149.369	150.002	150.673	151.767	152.851
Residential electric lighting fixture mfg.....	335121		12/83	221.079	223.172	225.050	228.732	224.636
Primary products.....		335121-P	12/83	226.609	229.170	231.024	235.527	230.514
Residential-type electric lighting fixtures (except portable), including parts and accessories.....		335121-1	12/83	214.118	218.754	219.367	227.328	218.252
Residential-type portable lighting fixtures, including parts and accessories.....		335121-4	12/83	248.073	248.073	251.544	251.785	251.785
Secondary products and miscellaneous receipts.....		335121-SM						
Secondary products.....		335121-S	12/83	251.035	251.035	256.633	256.655	256.693
Nonresidential electric lighting fixture mfg.....	335122		06/81	238.051	239.293	240.907	241.390	241.890
Primary products.....		335122-P	06/81	235.251	236.633	238.430	238.966	239.745
Commercial and institutional-type electric lighting fixtures, including parts and accessories.....		335122-1	06/81	227.536	229.161	230.599	230.716	231.269
Industrial-type electric lighting fixtures, including parts and accessories.....		335122-5	06/81	254.795	255.058	258.288	260.587	262.286
Secondary products and miscellaneous receipts.....		335122-SM						
Secondary products.....		335122-S	06/81	303.205	303.205	303.205	303.205	298.598
Other lighting equipment mfg.....	335129		06/85	160.957	161.120	161.120	162.866	166.663
Primary products.....		335129-P	06/85	157.406	157.592	157.592	159.374	163.752
Outdoor lighting equipment (including parts and accessories).....		335129-1	06/85	190.785	191.158	191.158	194.740	203.542
Secondary products and miscellaneous receipts.....		335129-SM						
Secondary products.....		335129-S	06/85	175.045	175.075	175.075	177.304	177.507
Household appliance mfg.....	3352		12/84	145.303	146.270	146.575	148.427	150.310
Small electrical appliance mfg.....	33521		12/03	114.275	118.122	118.925	118.978	119.045
Small electrical appliance mfg.....	335210		12/11	103.849	107.342	108.073	108.121	108.182
Primary products.....		335210-P	12/11	104.139	107.363	108.227	108.227	108.281
Parts and attachments for small electric household appliances, including fan parts.....		335210-5	12/82	181.007	181.007	181.007	181.007	182.869
Household vacuum cleaners and other floor care machines (including parts and attachments).....		335210-6	12/82	106.491	112.298	112.919	112.919	112.919
Other small electric household appliances, including fans.....		335210-7	05/21	103.036	105.342	106.382	106.382	106.382
Secondary products and miscellaneous receipts.....		335210-SM						
Secondary products.....		335210-S	12/82	182.703	183.856	187.710	192.675	194.635
Major household appliance mfg.....	33522		12/03	148.563	148.740	148.904	151.167	153.465
Major household appliance mfg.....	335220		05/16	121.288	121.433	121.560	123.405	125.271
Primary products.....		335220-P	05/16	121.335	121.483	121.545	123.356	125.114
Household cooking appliances.....		335220-1	06/81	146.411	146.375	145.983	148.486	151.675
Electric household ranges, ovens (including microwave), surface cooking units, and equipment.....		335220-11	06/81	127.247	126.786	124.643	128.046	132.386
Gas household ranges, ovens, surface cooking units, and equipment (incl. parts and accessories).....		335220-13	06/81	145.574	146.750	148.049	150.117	148.234
Other household ranges and cooking equipment, including outdoor equipment.....		335220-15	06/81	197.793	197.626	203.769	201.068	207.145
Household refrigerators and home freezers.....		335220-2	12/81	114.041	113.884	114.080	115.208	117.407
Household refrigerators, including combination refrigerator-freezers.....		335220-21	12/81	105.879	105.769	105.882	107.131	109.377
Other major household appliances.....		335220-8	12/82	288.878	290.195	291.128	297.890	300.146
Household water heaters, electric, for permanent installation.....		335220-81	12/82	536.188	536.188	536.188	556.795	556.795
Household water heaters, excluding electric.....		335220-83	12/82	543.695	543.695	543.695	556.890	556.890
Secondary products and miscellaneous receipts.....		335220-SM						
Miscellaneous receipts.....		335220-M	05/16	116.891	116.891	119.404	121.914	128.051
Electrical equipment mfg.....	3353		12/03	164.930	166.366	169.370	171.635	176.580
Electrical equipment mfg.....	33531		12/03	164.930	166.366	169.370	171.635	176.580
Electric power and specialty transformer mfg.....	335311		06/81	315.880	324.406	340.584	349.778	358.268
Primary products.....		335311-P	06/81	312.973	322.474	340.316	349.283	351.132
Power and distribution transformers, except parts.....		335311-1	12/99	244.291	250.183	264.340	278.448	277.752
Secondary products and miscellaneous receipts.....		335311-SM						

See footnotes at end of table.

Table 11. Producer price indexes for net output of selected industries and their products, not seasonally adjusted — Continued
[January 2022]

Title ¹	Industry code	Product code	Index base	Unadjusted index ²				
				Sept. 2021	Oct. 2021 ^P	Nov. 2021 ^P	Dec. 2021 ^P	Jan. 2022 ^P
Motor and generator mfg.	335312		06/83	229.689	232.613	238.942	239.550	248.622
Primary products.		335312-P	06/83	228.258	231.850	239.091	239.760	249.110
Parts, supplies for motors, generators, generator sets, and other rotating equipment.		335312-C	12/87	219.755	219.755	228.315	228.315	232.329
Other motors and generators n.e.c.		335312-F	06/06	128.492	132.785	131.866	131.866	135.697
Fractional horsepower motors (rated at less than 746 watts) (except hermetics). ..		335312-1	06/83	197.194	197.194	205.953	208.801	215.968
Integral horsepower motors & generators other than for land transport equipment (exc hermetics).		335312-3	06/83	319.309	320.533	347.053	347.407	369.980
Secondary products and miscellaneous receipts.		335312-SM						
Miscellaneous receipts.		335312-M	12/86	203.783	204.121	204.121	204.121	206.257
Secondary products.		335312-S	06/83	240.815	235.858	235.858	235.858	243.657
Switchgear and switchboard apparatus mfg.	335313		06/85	239.981	240.409	241.326	243.556	245.319
Primary products.		335313-P	06/85	243.246	243.744	244.782	247.379	249.414
Switchgear, excluding ducts and relays.		335313-A	06/85	260.222	261.324	263.665	268.512	269.181
Low voltage panelboards and distribution boards, 1000 volts or less.		335313-3	06/85	205.138	205.293	205.333	205.333	209.029
Secondary products and miscellaneous receipts.		335313-SM						
Relay and industrial control mfg.	335314		06/85	227.382	227.408	228.024	232.871	243.851
Primary products.		335314-P	06/85	239.241	239.272	239.795	245.922	258.538
Specific-purpose industrial controls.		335314-C	01/19	105.972	106.024	106.708	109.982	110.175
General-purpose industrial controls.		335314-F	01/19	106.376	106.376	106.376	109.646	119.644
Relays for electronic circuitry, industrial control overload and switchgear type. . . .		335314-1	06/90	204.439	204.439	204.439	204.439	205.386
Parts for industrial controls and motor-control accessories.		335314-7	06/90	226.673	226.673	228.235	230.746	232.879
Secondary products and miscellaneous receipts.		335314-SM						
Miscellaneous receipts.		335314-M	06/85	260.823	260.823	262.927	262.927	268.168
Other electrical equipment & component mfg.	3359		12/03	192.180	196.759	199.781	200.201	203.965
Battery mfg.	33591		12/03	171.671	174.630	176.641	177.758	185.880
Storage battery mfg.	335911		12/84	232.331	238.971	240.714	243.415	248.733
Primary products.		335911-P	12/84	233.945	240.969	242.833	245.629	251.207
Storage batteries, lead acid type, BCI dimensional size group 8D or smaller.		335911-1	12/84	220.989	230.912	231.077	231.898	240.442
Storage batteries, lead acid type, larger than BCI dimensional size group 8D.		335911-4	12/84	289.367	289.367	289.367	302.182	304.937
Storage batteries (excluding lead acid).		335911-8	12/09	131.964	131.964	141.667	141.667	136.413
Secondary products and miscellaneous receipts.		335911-SM						
Secondary products.		335911-S	12/84	233.743	233.773	237.980	242.276	245.600
Primary battery mfg.	335912		12/80	218.322	218.202	222.201	221.871	240.556
Primary products.		335912-P	12/80	223.493	223.370	227.463	227.125	246.253
Primary batteries.		335912-0	06/03	133.538	133.464	135.910	135.708	147.137
Communication & energy wire & cable mfg.	33592		12/03	232.962	243.316	245.403	241.796	242.758
Fiber optic cable mfg.	335921		12/03	80.642	80.682	80.934	81.431	81.431
Primary products.		335921-P	12/03	80.335	80.335	80.603	81.132	81.132
Fiber optic cable, made from purchased fiber optic strand.		335921-0	12/03	80.335	80.335	80.603	81.132	81.132
Secondary products and miscellaneous receipts.		335921-SM						
Other communication and energy wire mfg.	335929		12/03	273.455	287.071	289.714	284.762	286.022
Primary products.		335929-P	12/03	288.791	303.725	306.713	300.995	301.558
Electronic wire and cable, made of nonferrous metals (purchased wire).		335929-A	12/82	308.838	304.286	316.229	301.665	303.880
Other insulated wire & cable, incl control & signal, made of nonferrous metals (purchased wire).		335929-F	12/11	131.786	133.542	131.453	130.985	131.477
Power wire and cable, made from nonferrous metals (purchased wire).		335929-1	12/82	362.124	406.267	415.345	414.197	402.833
Secondary products and miscellaneous receipts.		335929-SM						
Wiring device mfg.	33593		12/03	201.315	204.541	207.204	211.132	215.159
Current-carrying wiring device mfg.	335931		12/81	222.291	223.519	224.561	226.642	228.467
Primary products.		335931-P	12/81	213.160	213.889	214.919	217.348	219.348
Current-carrying wiring devices n.e.c.		335931-A	06/06	117.380	118.811	119.949	124.275	126.982
Current-carrying switches for electrical circuitry (including vehicular switches).		335931-1	12/99	164.104	163.438	163.494	163.551	163.843
Current-carrying wire connectors for electrical circuitry.		335931-9	12/81	214.783	215.728	216.979	216.964	218.138
Secondary products and miscellaneous receipts.		335931-SM						
Secondary products.		335931-S	12/81	280.627	283.484	284.003	284.003	283.236
Noncurrent-carrying wiring device mfg.	335932		12/81	485.524	497.506	507.351	520.896	535.346
Primary products.		335932-P	12/81	495.361	509.671	521.240	535.826	553.379
Noncurrent-carrying electrical conduit and conduit fittings, incl. plastic conduit & fittings.		335932-4	12/81	642.428	673.396	701.416	720.512	740.950
Other noncurrent-carrying wiring devices and supplies (boxes, covers, bar hangers, etc.).		335932-6	12/81	436.384	445.665	449.805	450.160	-
Secondary products and miscellaneous receipts.		335932-SM						
All other electrical equipment & component mfg.	33599		12/03	146.332	148.304	152.505	152.695	154.997
Carbon and graphite product mfg.	335991		06/85	181.963	182.000	183.090	183.121	184.949

See footnotes at end of table.

Table 11. Producer price indexes for net output of selected industries and their products, not seasonally adjusted — Continued
 [January 2022]

Title ¹	Industry code	Product code	Index base	Unadjusted index ²				
				Sept. 2021	Oct. 2021 ^P	Nov. 2021 ^P	Dec. 2021 ^P	Jan. 2022 ^P
Carbon and graphite product mfg - Continued								
Primary products.....		335991-P	06/85	190.851	190.871	192.099	192.123	194.182
Carbon and graphite products, including electrodes for electric arc furnaces.....		335991-0	06/85	190.851	190.871	192.099	192.123	194.182
Secondary products and miscellaneous receipts.....		335991-SM						
Miscellaneous receipts.....		335991-M	10/88	139.276	139.276	139.276	139.276	—
Miscellaneous electrical equipment mfg.....	335999		12/03	142.117	144.576	149.586	149.817	152.284
Primary products.....		335999-P	12/03	139.268	141.967	147.464	147.718	150.425
Rectifying apparatus.....		335999-3	12/85	181.468	182.216	182.216	182.216	182.216
All miscellaneous electrical equipment except rectifying apparatus.....		335999-4	06/08	124.642	127.523	133.651	133.934	136.951
Secondary products and miscellaneous receipts.....		335999-SM						
Secondary products.....		335999-S	12/03	151.478	151.478	151.478	151.478	151.478
Transportation equipment manufacturing.....	336		12/03	129.484	130.305	130.730	131.143	131.888
Motor vehicle manufacturing.....	3361		12/03	117.454	118.358	118.534	118.609	118.812
Automobile and light truck manufacturing.....	33611		12/03	114.911	115.899	116.061	116.144	116.287
Automobile, light truck and utility vehicle mfg.....	336110		06/82	158.147	159.507	159.730	159.847	160.043
Primary products.....		336110-P	06/82	156.465	157.748	157.978	157.942	158.144
Passenger cars and chassis.....		336110-1	06/82	137.601	138.901	139.345	139.032	138.833
Trucks, truck tractors, & bus chassis 14,000 lb or less, incl. minivans & suvs.....		336110-2	06/82	181.427	182.735	182.749	183.001	183.629
Secondary products and miscellaneous receipts.....		336110-SM						
Heavy duty truck manufacturing.....	33612		12/03	153.786	153.903	154.245	154.245	155.089
Heavy duty truck mfg.....	336120		12/03	153.835	153.952	154.294	154.294	155.138
Primary products.....		336120-P	12/03	155.478	155.601	155.901	155.901	156.788
Trucks, truck tractors, and bus chassis (chassis of own manufacture) 14,001 to 33,000 lbs.....		336120-1	12/03	159.879	160.845	163.195	163.195	163.195
Buses, including military and firefighting vehicles (chassis of own manufacture).....		336120-3	12/03	151.344	151.344	151.344	151.344	155.698
Secondary products and miscellaneous receipts.....		336120-SM						
Motor vehicle body and trailer manufacturing.....	3362		12/03	168.305	173.900	176.367	179.594	184.750
Motor vehicle body and trailer manufacturing.....	33621		12/03	168.602	174.208	176.679	179.911	185.076
Motor vehicle body mfg.....	336211		12/82	280.593	283.344	283.596	284.415	294.184
Primary products.....		336211-P	12/82	276.712	279.632	279.901	280.793	290.995
Other truck and vehicle bodies, sold separately.....		336211-5	12/08	130.747	132.008	132.306	132.546	132.993
Dump truck bodies, for sale separately.....		336211-5A	12/08	173.952	174.040	176.658	176.658	176.658
All other truck and vehicle bodies, sold separately.....		336211-5B	12/08	125.874	126.385	126.385	126.385	126.938
Buses and firefighting vehicles, complete, produced on purchased chassis.....		336211-7	12/08	126.644	126.644	126.644	126.644	126.644
Other trucks and vehicles, complete, produced on purchased chassis.....		336211-9	12/08	129.606	131.541	131.641	132.699	136.308
Other trucks and vehicles, complete, produced on purchased chassis, except upfitting trucks.....		336211-91	09/15	114.145	116.294	116.404	117.579	121.586
Upfitting trucks, complete, produced on purchased chassis.....		336211-99	09/15	125.600	125.600	125.600	125.600	125.600
Secondary products and miscellaneous receipts.....		336211-SM						
Secondary products.....		336211-S	12/82	249.418	252.459	252.501	252.679	267.796
Truck trailer mfg.....	336212		12/79	286.249	305.822	311.035	322.721	332.719
Primary products.....		336212-P	12/79	284.002	304.124	309.140	321.172	331.158
Truck trailers and chassis, axle rating 10,000 lbs or more.....		336212-1	12/79	275.041	296.566	299.906	309.067	318.276
Truck trailers and chassis, axle rating less than 10,000 lbs.....		336212-3	11/84	345.036	351.670	371.035	407.431	423.602
Secondary products and miscellaneous receipts.....		336212-SM						
Secondary products.....		336212-S1	05/21	—	—	—	112.859	120.958
Motor home mfg.....	336213		06/84	207.508	207.776	207.776	211.459	211.897
Primary products.....		336213-P	06/84	204.447	204.723	204.723	208.027	208.460
Motor homes built on purchased chassis.....		336213-0	06/06	121.884	122.049	122.049	124.019	124.277
Secondary products and miscellaneous receipts.....		336213-SM1						
Travel trailer and camper mfg.....	336214		12/03	180.106	186.114	191.013	194.111	199.406
Primary products.....		336214-P	12/03	181.641	187.502	192.824	195.735	200.681
Travel trailers.....		336214-1	06/84	240.499	249.811	257.421	259.189	266.923
Conventional travel trailers.....		336214-19	12/11	143.886	148.706	153.729	153.833	158.666
Automobile and light truck trailers.....		336214-3	12/92	231.017	236.586	241.765	252.871	261.174
Camping trailers, campers, pick-up covers, and parts.....		336214-5	06/84	310.593	316.943	326.196	328.124	328.124
Other parts and components, excluding appliances and furnishings.....		336214-53	06/84	308.779	313.034	325.531	325.531	325.531
Truck campers, caps, box covers, and fold-down camping trailers.....		336214-56	06/14	132.770	136.943	138.561	140.744	140.744
Secondary products and miscellaneous receipts.....		336214-SM						
Secondary products.....		336214-S	06/84	215.662	217.639	219.270	219.960	222.692
Motor vehicle parts manufacturing.....	3363		12/03	119.067	119.641	120.503	120.822	121.619
Motor vehicle gasoline engine and parts mfg.....	33631		12/03	122.180	122.421	122.731	123.011	123.924
Motor vehicle gasoline engine and engine parts mfg.....	336310		12/03	122.648	122.891	123.201	123.483	124.399
Primary products.....		336310-P	12/03	123.337	123.605	123.889	124.079	125.127

See footnotes at end of table.

Table 11. Producer price indexes for net output of selected industries and their products, not seasonally adjusted — Continued
[January 2022]

Title ¹	Industry code	Product code	Index base	Unadjusted index ²				
				Sept. 2021	Oct. 2021 ^P	Nov. 2021 ^P	Dec. 2021 ^P	Jan. 2022 ^P
Motor vehicle gasoline engine and engine parts mfg - Continued								
Gasoline engines and engine parts (excluding carburetors).....		336310-2	12/03	123.132	123.364	123.666	123.767	124.864
Carburetors, pistons, piston rings, and valves.....		336310-3	12/82	178.956	179.919	180.035	181.726	182.445
Secondary products and miscellaneous receipts.....		336310-SM						
Miscellaneous receipts.....		336310-M1	09/18	104.785	104.849	104.849	106.640	106.640
Secondary products.....		336310-S	12/11	109.010	109.099	109.698	110.025	110.200
Motor vehicle electric equipment.....	33632		12/03	110.996	111.232	114.919	115.946	116.500
Motor vehicle electrical and electronic equipment mfg.....	336320		12/03	110.572	110.807	114.481	115.504	116.056
Primary products.....		336320-P	12/03	104.650	104.922	108.752	109.812	110.037
Vehicular lighting equipment.....		336320-1	12/83	128.411	129.317	129.186	129.490	130.098
Other motor vehicle electrical and electronic equipment.....		336320-2	12/03	103.819	103.982	108.672	109.908	110.070
Ignition harness and cable sets.....		336320-21	12/82	133.673	133.673	—	—	—
Battery charging alternators, generators, and regulators.....		336320-23	12/82	135.266	135.362	136.076	136.477	136.552
Parts for engine electrical and electronic equipment.....		336320-2A	12/82	164.777	166.596	166.596	166.596	166.599
All other miscellaneous non-engine electrical and electronic equipment.....		336320-2D	12/03	103.891	103.973	114.311	116.830	115.994
All other miscellaneous complete engine electrical equipment, including spark plugs.....		336320-2U	12/82	115.215	115.896	115.874	116.526	119.522
Secondary products and miscellaneous receipts.....		336320-SM						
Miscellaneous receipts.....		336320-M	12/03	138.480	138.745	138.774	138.736	142.815
Secondary products.....		336320-S	12/03	116.730	116.711	117.351	117.693	119.629
Motor vehicle steering and suspension parts.....	33633		12/03	108.741	111.022	111.055	111.059	113.406
Motor vehicle steering and suspension components (except spring) manufacturing.....	336330		12/03	108.536	110.813	110.845	110.849	113.192
Primary products.....		336330-P	12/03	106.130	108.540	108.569	108.568	110.608
Motor vehicle steering and suspension components (excluding spring), new and rebuilt.....		336330-0	12/99	105.936	108.342	108.371	108.370	110.406
Secondary and miscellaneous receipts.....		336330-SM						
Motor vehicle brake system manufacturing.....	33634		12/03	123.177	122.808	123.393	123.761	127.062
Motor vehicle brake system mfg.....	336340		12/03	123.158	122.790	123.375	123.742	127.043
Primary products.....		336340-P	12/03	123.047	122.641	123.285	123.690	127.020
Motor vehicle brake parts and assemblies, new.....		336340-1	12/88	130.175	129.709	130.449	130.914	134.438
Motor vehicle drum brake assemblies and parts, new.....		336340-1E	12/05	126.777	123.903	125.228	127.615	128.401
Motor vehicle disc brake assemblies and parts, new.....		336340-1F	12/11	129.100	127.202	127.202	127.202	135.093
Other motor vehicle brake parts and assemblies, new.....		336340-1G	12/99	101.873	103.578	104.504	104.485	104.791
Secondary products and miscellaneous receipts.....		336340-SM						
Motor vehicle power train components mfg.....	33635		12/03	126.207	126.418	126.691	126.643	127.748
Motor vehicle transmission and power train parts manufacturing.....	336350		12/03	124.708	124.918	125.187	125.140	126.232
Primary products.....		336350-P	12/03	119.614	119.816	120.088	120.045	121.094
Motor vehicle drive train components, excluding wheels and brakes, new.....		336350-2	12/88	122.811	123.019	123.300	123.241	124.317
Motor vehicle transmissions (except auxiliary and parts), new.....		336350-20	06/12	107.489	107.489	107.877	107.877	109.740
Parts for manual and automatic transmissions, new.....		336350-23	12/88	110.511	111.060	111.538	111.863	111.789
Other motor vehicle drive train components, except wheels and brakes, new.....		336350-25	12/99	97.481	98.206	98.205	97.605	97.935
Motor vehicle drive train components, rebuilt.....		336350-3	12/03	127.166	127.166	127.166	129.545	130.775
Secondary products and miscellaneous receipts.....		336350-SM						
Secondary products.....		336350-S	12/03	134.969	135.324	135.335	135.170	135.338
Motor vehicle seating and interior trim mfg.....	33636		12/03	108.729	110.149	110.653	110.385	110.426
Motor vehicle seating and interior trim mfg.....	336360		12/03	108.684	110.104	110.607	110.339	110.379
Primary products.....		336360-P	12/03	107.913	109.090	109.510	109.321	109.318
Automobile trimmings.....		336360-1	12/03	91.290	91.440	91.524	90.699	90.721
Seats for public conveyance and aircraft.....		336360-3	12/01	111.135	113.182	113.882	113.890	113.890
Metal motor vehicle seat frames.....		336360-7	06/09	106.681	106.681	106.737	107.230	107.230
Secondary products and miscellaneous receipts.....		336360-SM						
Secondary products.....		336360-S	12/03	140.844	144.330	146.360	146.591	148.782
Motor vehicle metal stamping.....	33637		12/03	117.264	118.213	119.473	120.595	120.935
Motor vehicle metal stamping.....	336370		12/82	128.432	129.472	130.851	132.080	132.453
Primary products.....		336370-P	12/82	117.777	119.133	120.545	121.631	122.909
Automotive job stampings (truck, bus, and passenger car).....		336370-0	12/82	117.777	119.133	120.545	121.631	122.909
Secondary products and miscellaneous receipts.....		336370-SM						
Secondary products.....		336370-S	12/82	131.943	132.439	132.439	132.690	133.589
Other motor vehicle parts manufacturing.....	33639		12/03	119.562	120.000	120.744	121.026	121.413
Other motor vehicle parts mfg.....	336390		12/03	121.938	122.385	123.144	123.432	123.826
Primary products.....		336390-P	12/03	119.823	120.091	120.758	121.048	121.470
Filters, new, internal combustion engines and motor vehicles.....		336390-A	12/82	161.829	161.829	161.829	161.829	166.450
Motor vehicle air-conditioning systems and compressors.....		336390-B	12/03	102.531	102.871	102.895	103.669	103.890
All other motor vehicle parts and accessories, including trailer hitches.....		336390-8	12/03	109.038	109.004	109.532	109.510	109.404

See footnotes at end of table.

Table 11. Producer price indexes for net output of selected industries and their products, not seasonally adjusted — Continued
[January 2022]

Title ¹	Industry code	Product code	Index base	Unadjusted index ²				
				Sept. 2021	Oct. 2021 ^P	Nov. 2021 ^P	Dec. 2021 ^P	Jan. 2022 ^P
Other motor vehicle parts mfg - Continued								
Secondary products and miscellaneous receipts.....		336390-SM						
Miscellaneous receipts.....		336390-M	12/11	116.319	118.489	118.489	118.489	118.489
Secondary products.....		336390-S	12/11	117.896	118.629	121.315	121.818	122.170
Aerospace product and parts manufacturing.....	3364		06/85	246.911	247.238	247.473	248.115	249.624
Aerospace product and parts manufacturing.....	33641		06/85	246.911	247.238	247.473	248.115	249.624
Aircraft mfg.....	336411		12/85	256.932	257.190	257.479	258.053	259.105
Primary products.....		336411-P	12/85	245.406	245.675	245.976	246.575	247.613
Civilian aircraft.....		336411-3	12/85	298.752	299.287	299.885	301.074	303.134
Military aircraft.....		336411-4	06/13	101.746	101.746	101.746	101.746	101.746
Modification, conversion, and overhaul of previously accepted aircraft.....		336411-5	12/85	144.815	144.815	144.815	144.815	144.815
Secondary products and miscellaneous receipts.....		336411-SM						
Aircraft engine and engine parts mfg.....	336412		12/85	237.952	238.212	238.223	239.587	241.826
Primary products.....		336412-P	12/85	240.129	240.127	240.148	241.203	241.750
Aeronautical services on aircraft engines.....		336412-5	12/85	222.824	222.824	222.824	227.508	227.508
Aircraft engine parts and accessories.....		336412-7	12/85	254.991	254.988	255.027	254.839	255.918
Parts and accessories for military aircraft engines.....		336412-75	12/11	121.840	121.840	121.940	121.940	121.956
Parts and accessories for civilian aircraft engines.....		336412-77	12/11	112.040	112.038	112.038	111.936	112.517
Secondary products and miscellaneous receipts.....		336412-SM						
Secondary products.....		336412-S	12/85	222.966	226.278	226.278	226.295	228.092
Other aircraft parts and equipment mfg.....	336413		06/85	192.458	193.060	193.183	193.511	195.267
Primary products.....		336413-P	06/85	188.500	189.152	189.152	189.504	190.635
Aircraft propellers and helicopter rotors.....		336413-1	12/91	208.771	208.771	208.771	208.771	208.771
Aircraft parts and auxiliary equipment.....		336413-7	06/85	181.377	181.377	181.377	181.772	183.039
Aircraft landing gear for civilian and military aircraft.....		336413-72	06/08	156.847	156.847	156.847	156.847	163.660
Other aircraft subassemblies and parts for military aircraft.....		336413-73	06/08	123.869	123.869	123.869	123.869	124.601
Other aircraft subassemblies and parts for civilian aircraft.....		336413-74	06/08	105.106	105.106	105.106	105.480	105.611
Secondary products and miscellaneous receipts.....		336413-SM						
Secondary products.....		336413-S	06/85	223.222	223.222	225.420	225.476	231.471
Railroad rolling stock manufacturing.....	3365		06/84	191.036	191.342	192.160	193.852	196.591
Railroad rolling stock manufacturing.....	33651		06/84	191.102	191.407	192.226	193.919	196.659
Railroad rolling stock mfg.....	336510		06/84	190.918	191.223	192.042	193.727	196.465
Primary products.....		336510-P	06/84	195.195	195.587	196.559	197.783	200.625
Street, subway, trolley, and rapid transit cars, and railway maintenance equipment and parts.....		336510-5	06/84	172.317	173.633	176.888	177.990	180.548
Railway maintenance of way equipment & parts, parts for all railcars, & other railway vehicles.....		336510-54	06/84	172.772	174.259	176.839	178.084	180.974
Air brake and other brake equipment.....		336510-541	06/84	120.085	120.118	120.118	126.588	127.251
Railway maintenance of way & all other railroad and streetcar equipment, parts and accessories.....		336510-542	06/84	179.298	181.037	184.064	184.262	187.524
Secondary products and miscellaneous receipts.....		336510-SM						
Miscellaneous receipts.....		336510-M	06/84	149.007	149.007	149.007	155.079	156.952
Secondary products.....		336510-S1	12/11	106.860	106.860	107.044	108.450	-
Ship and boat building.....	3366		12/84	248.678	249.714	250.048	252.425	255.450
Ship and boat building.....	33661		12/84	248.688	249.723	250.058	252.435	255.460
Ship building and repairing.....	336611		12/85	221.468	221.942	222.077	224.440	227.098
Primary products.....		336611-P	12/85	214.524	215.010	215.149	217.576	219.911
Ship repair, nonmilitary.....		336611-A	12/85	228.708	228.708	228.708	234.898	234.898
Military self-propelled ships, new construction.....		336611-5	12/85	189.302	189.302	189.537	190.144	191.751
Ship repair, military.....		336611-8	12/85	197.667	197.667	197.667	198.532	198.532
Nonmilitary self-propelled ships, new construction.....		336611-9	12/85	369.006	379.164	379.164	379.973	384.872
Secondary products and miscellaneous receipts.....		336611-SM2						
Boat building.....	336612		12/81	326.536	329.859	331.015	333.041	337.244
Primary products.....		336612-P	12/81	327.104	329.944	331.206	333.402	337.475
Outboard motorboats, including commercial and military (except sailboats and lifeboats).....		336612-1	12/81	386.320	388.347	391.169	391.692	398.244
Outboard motorboats, wood or metal, incl. comm. and military (exc. sailboats and lifeboats).....		336612-11	06/11	148.288	149.610	150.308	150.629	153.209
Outboard motorboats, plastics/fiberglass, incl. comm. and mil. (exc. sailboats and lifeboats).....		336612-14	06/11	146.477	146.780	148.180	148.275	150.704
Inboard motorboats, including commercial and military (except sailboats and lifeboats).....		336612-3	12/81	315.364	321.874	321.962	321.962	327.044
Inboard cabin cruisers, including commercial and military (except sailboats and lifeboats).....		336612-31	06/11	129.616	132.191	132.191	132.191	132.191
Other inboard motorboats, including commercial and military (except sailboats and lifeboats).....		336612-32	06/11	134.201	137.062	137.132	137.132	141.179

See footnotes at end of table.

Table 11. Producer price indexes for net output of selected industries and their products, not seasonally adjusted — Continued
[January 2022]

Title ¹	Industry code	Product code	Index base	Unadjusted index ²				
				Sept. 2021	Oct. 2021 ^P	Nov. 2021 ^P	Dec. 2021 ^P	Jan. 2022 ^P
Boat building - Continued								
Inboard-outdrive boats, including commercial and military (except sailboats and lifeboats).....		336612-5	12/81	267.205	268.577	268.577	277.121	277.309
All other inboard-outdrive boats, incl. comm. and military (except sailboats and lifeboats).....		336612-52	06/11	130.147	130.646	130.646	133.655	133.769
All other boats (excluding military and commercial).....		336612-8	12/81	263.768	265.532	265.532	265.532	265.532
Secondary products and miscellaneous receipts.....		336612-SM						
Miscellaneous receipts.....		336612-M	12/88	273.140	280.432	280.462	280.634	285.464
Other transportation equipment manufacturing.....	3369		12/03	119.070	120.034	120.381	120.417	120.637
Other transportation equipment manufacturing.....	33699		12/03	119.070	120.034	120.381	120.417	120.637
Motorcycle, bicycle, and parts mfg.....	336991		12/84	153.761	153.761	153.910	153.910	153.910
Primary products.....		336991-P	12/84	158.898	158.898	159.044	159.044	159.044
Motorcycles, including three-wheel motorbikes, motorscooters, mopeds, and parts.....		336991-3	12/84	179.260	179.260	179.260	179.260	179.260
Bicycles, including parts (excluding children's 2-wheel sidewalk cycles).....		336991-4	12/84	160.154	160.154	161.225	161.225	161.225
Cycles, all types, tubular construction.....		336991-42	12/98	135.976	135.976	137.868	137.868	137.868
Parts for bicycles, unicycles, and adult tricycles.....		336991-45	12/84	164.041	—	—	—	—
Secondary products and miscellaneous receipts.....		336991-SM						
Secondary products.....		336991-S	12/84	150.775	150.775	150.775	150.775	150.775
All other transportation equipment mfg.....	336999		12/03	119.024	120.739	121.275	121.340	121.731
Primary products.....		336999-P	12/03	117.041	118.821	119.238	119.308	119.709
All-terrain vehicles and parts.....		336999-4	06/08	102.374	104.849	104.968	104.961	105.154
All other miscellaneous transportation equipment.....		336999-6	06/08	109.362	109.639	110.891	111.171	112.180
Secondary products and miscellaneous receipts.....		336999-SM						
Miscellaneous receipts.....		336999-M	12/03	133.199	133.199	133.477	—	—
Secondary products.....		336999-S	12/03	148.907	151.184	158.681	158.681	158.681
Furniture & related product mfg.....	337		12/84	235.987	236.922	238.316	239.911	244.003
HH & institutional furniture & kitchen cabinet mfg.....	3371		12/84	224.292	225.307	227.861	230.038	234.080
Wood kitchen cabinet & countertop mfg.....	33711		12/03	140.927	141.563	141.841	142.871	146.877
Wood kitchen cabinet and countertop mfg.....	337110		06/84	237.939	239.013	239.483	241.223	247.987
Primary products.....		337110-P	12/03	141.450	142.125	142.125	143.199	147.183
Custom wood kitchen cabinets, bathroom vanities, and related cabinet sold directly to customers.....		337110-H	03/04	127.399	127.399	127.399	127.399	129.095
Stock wood kitchen cabinets and related cabinetwork for permanent installation. ...		337110-1	06/84	234.283	234.283	234.283	239.100	239.100
Secondary products and miscellaneous receipts.....		337110-SM						
Household & institutional furniture mfg.....	33712		12/03	157.743	158.458	160.914	162.613	164.729
Upholstered household furniture mfg.....	337121		06/82	233.714	235.132	242.759	243.117	247.133
Primary products.....		337121-P	06/82	221.826	223.358	233.127	233.206	235.936
Upholstered household furniture, excl. dual-purpose sleep furniture.....		337121-1	06/82	218.447	219.959	230.105	230.183	232.893
Upholstered household sofas, davenports, settees, and loveseats, except custom.....		337121-11	06/82	218.827	220.459	231.615	231.632	234.456
Upholstered household sectional sofa pieces, except custom.....		337121-12	12/87	182.326	183.325	191.248	191.255	193.818
Upholstered household rocking chairs, including swivel rockers, except custom.....		337121-13	06/82	195.744	199.072	202.745	202.785	208.952
Other upholstered household furniture, including custom sold at retail.....		337121-15	06/05	161.647	163.128	177.206	177.765	179.627
Dual-purpose sleep furniture incl. futon, conv. sofa, jackknife & chair beds, except custom.....		337121-4	06/89	245.430	247.066	248.772	248.838	251.504
Secondary products and miscellaneous receipts.....		337121-SM						
Miscellaneous receipts.....		337121-M	06/05	218.918	218.918	218.918	218.918	218.918
Nonupholstered wood household furniture mfg.....	337122		12/79	314.118	314.460	314.460	318.139	322.852
Primary products.....		337122-P	12/79	328.954	331.672	331.672	336.327	340.007
Infants' and children's wood furniture, except custom.....		337122-A	12/04	162.522	162.926	162.926	169.292	169.292
Custom nonupholstered wood household furniture sold direct, excl. kitchen cabinets and vanities.....		337122-J	06/12	107.724	107.724	107.724	109.374	109.374
Wood household den, family room, library, and living room furniture, except custom.....		337122-1	12/79	326.151	326.784	326.784	333.750	338.821
Wood dining room and kitchen furniture, excl. cabinets, except custom.....		337122-4	12/79	365.155	371.890	371.890	372.967	380.690
Wood bedroom furniture, except custom.....		337122-8	12/79	330.368	333.977	333.977	336.990	337.891
Secondary products and miscellaneous receipts.....		337122-SM						
Secondary products.....		337122-S	12/79	242.635	—	—	—	242.635
Metal household furniture mfg.....	337124		06/84	231.860	232.036	224.905	233.961	232.123
Primary products.....		337124-P	06/84	235.674	235.745	226.090	236.521	232.744
Metal dining room, and kitchen furniture, incl. padded and plain chairs and stools.....		337124-1	06/84	231.778	209.023	181.357	197.776	183.997
Metal outdoor and casual furniture, incl. beach, lawn, garden and porch.....		337124-6	06/84	311.769	312.096	312.096	312.782	318.742
Other nonupholstered metal household furniture.....		337124-8	06/84	162.243	179.112	180.273	188.703	188.703
Secondary products and miscellaneous receipts.....		337124-SM						

See footnotes at end of table.

Table 11. Producer price indexes for net output of selected industries and their products, not seasonally adjusted — Continued
[January 2022]

Title ¹	Industry code	Product code	Index base	Unadjusted index ²				
				Sept. 2021	Oct. 2021 ^P	Nov. 2021 ^P	Dec. 2021 ^P	Jan. 2022 ^P
Metal household furniture mfg - Continued								
Secondary products.....		337124-S	06/84	247.350	249.284	266.110	270.442	277.651
Household furniture, except wood or metal, mfg.....	337125		12/85	137.552	137.964	137.964	138.308	139.395
Primary products.....		337125-P	12/85	138.846	138.846	138.846	139.460	140.623
Nonupholstered household furniture (except wood and metal).....		337125-0	12/85	138.846	138.846	138.846	139.460	140.623
Institutional furniture mfg.....	337127		12/03	170.590	171.605	173.940	177.175	179.684
Primary products.....		337127-P	12/03	171.191	172.216	174.912	177.817	180.095
Other institutional furniture.....		337127-B	12/11	130.257	131.687	133.633	134.981	139.893
School furniture (except stone and concrete), excl. library furniture.....		337127-1	12/84	283.291	285.523	286.894	292.860	293.645
Public building and related furniture, excl. bar, bowling, cafeteria, restaurant and school.....		337127-5	12/84	257.947	258.054	266.202	269.229	269.501
Public furniture (bar, bowling center, cafeteria, and restaurant).....		337127-8	12/03	162.933	163.741	163.741	169.337	169.690
Secondary products and miscellaneous receipts.....		337127-SM						
Miscellaneous receipts.....		337127-M	12/03	169.690	169.690	169.690	177.357	177.357
Secondary products.....		337127-S	12/03	160.024	161.799	161.488	164.962	172.700
Office furniture (including fixtures) mfg.....	3372		12/03	171.921	172.699	173.282	174.247	177.190
Office furniture (including fixtures) mfg.....	33721		12/03	171.922	172.700	173.282	174.247	177.190
Wood office furniture mfg.....	337211		06/85	231.336	234.282	234.049	235.672	238.945
Primary products.....		337211-P	06/85	232.281	235.262	234.995	236.827	239.550
Wood office furniture panel systems, desking systems, and other wood office furniture.....		337211-A	06/98	146.148	146.400	146.492	147.576	147.576
Wood office seating, including upholstered.....		337211-1	06/98	172.417	173.794	173.894	174.543	180.648
Wood office desks and desk extensions.....		337211-4	06/85	253.435	260.135	258.326	261.522	261.522
Wood office files, storage units, and tables.....		337211-7	06/98	163.945	166.206	166.455	167.920	168.006
Secondary products and miscellaneous receipts.....		337211-SM						
Secondary products.....		337211-S	06/85	208.443	210.959	210.959	211.148	217.632
Custom architectural woodwork and millwork.....	337212		12/03	152.823	154.837	155.143	155.143	155.281
Primary products.....		337212-P	12/03	149.218	150.376	150.718	150.718	150.718
Custom architectural woodwork, millwork, and fixtures.....		337212-0	12/03	149.218	150.376	150.718	150.718	150.718
Secondary products and miscellaneous receipts.....		337212-SM						
Office furniture, except wood, mfg.....	337214		12/79	341.419	336.946	341.796	341.675	357.097
Primary products.....		337214-P	12/79	342.277	337.029	342.635	340.145	356.903
Office seating, including upholstered, except wood.....		337214-1	12/79	267.507	251.543	267.224	263.790	278.558
Office files, storage units, and tables, except wood.....		337214-7	06/95	184.326	186.843	190.251	190.950	192.770
Secondary products and miscellaneous receipts.....		337214-SM						
Showcases, partitions, shelving, and lockers mfg.....	337215		12/03	195.561	198.508	197.241	200.484	200.255
Primary products.....		337215-P	12/03	177.176	179.639	178.652	181.540	180.739
Storage racks and accessories, except wood.....		337215-E	12/83	298.084	314.525	314.525	314.525	318.325
Fixtures (bank, office, and store), except wood.....		337215-G	12/83	257.667	254.192	253.832	279.038	266.777
Wood furniture dimensions and nonwood furniture parts and frames.....		337215-L	12/06	136.969	146.480	146.011	148.604	-
Secondary products and miscellaneous receipts.....		337215-SM						
Other furniture related product mfg.....	3379		12/03	163.494	163.811	162.441	162.522	164.697
Mattress mfg.....	33791		12/03	171.145	171.548	169.805	169.891	170.384
Mattress mfg.....	337910		06/83	239.793	240.358	237.915	238.036	238.726
Primary products.....		337910-P	06/83	237.294	237.874	235.299	235.426	236.147
Mattress and foundation sets.....		337910-E	12/03	137.185	137.185	133.179	133.179	133.272
Innerspring mattresses, excluding crib-size.....		337910-1	01/04	189.339	191.045	191.370	191.462	193.455
Other mattresses, including crib, foam, waterbed mattresses and mattress inserts.....		337910-4	06/83	225.411	225.105	225.819	225.819	225.083
Foundations, excl. innerspring units, hybrid-type flotation, ensembles, and adjustable units.....		337910-7	12/03	202.840	202.574	200.387	201.148	201.148
Secondary products and miscellaneous receipts.....		337910-SM						
Secondary products.....		337910-S	12/03	104.615	104.716	104.751	104.751	104.782
Blind & shade mfg.....	33792		12/03	148.072	148.072	148.072	148.143	157.335
Blind and shade mfg.....	337920		06/84	224.783	224.783	224.783	224.890	238.848
Primary products.....		337920-P	06/84	226.435	226.435	226.435	226.435	244.090
Window shades and window shade accessories and rollers.....		337920-2	06/84	260.136	260.136	260.136	260.136	-
Secondary products and miscellaneous receipts.....		337920-SM						
Miscellaneous mfg.....	339		12/03	131.502	131.977	132.482	132.730	135.263
Medical equipment & supplies mfg.....	3391		12/03	122.971	123.227	123.590	123.612	125.575
Medical equipment & supplies mfg.....	33911		12/03	122.973	123.228	123.592	123.613	125.577
Surgical and medical instrument mfg.....	339112		06/82	143.499	143.719	144.090	144.090	146.075
Primary products.....		339112-P	06/82	144.215	144.389	144.753	144.753	146.428
Surgical and medical instruments.....		339112-0	06/82	138.205	138.372	138.720	138.720	140.326

See footnotes at end of table.

Table 11. Producer price indexes for net output of selected industries and their products, not seasonally adjusted — Continued
[January 2022]

Title ¹	Industry code	Product code	Index base	Unadjusted index ²				
				Sept. 2021	Oct. 2021 ^P	Nov. 2021 ^P	Dec. 2021 ^P	Jan. 2022 ^P
Surgical and medical instrument mfg - Continued								
Surgical and orthopedic instruments.....		339112-01	06/12	108.608	108.608	108.858	108.858	109.106
Surgical and medical catheters.....		339112-05	06/82	—	114.724	115.553	115.553	115.553
Other surgical and medical apparatus and instruments, excluding parts.....		339112-06	06/12	97.303	96.692	97.012	97.012	101.089
Parts for surgical and medical apparatus and instruments.....		339112-09	06/12	109.071	109.071	109.071	109.071	109.346
Secondary products and miscellaneous receipts.....		339112-SM						
Secondary products.....		339112-S	10/82	126.418	—	—	—	—
Surgical appliance and supplies mfg.....	339113		06/83	217.972	218.373	219.306	219.411	224.274
Primary products.....		339113-P	06/83	223.063	223.571	224.481	224.633	228.876
Medical and surgical appliances and supplies, incl. orthopedic, prosthetic, and therapeutic.....		339113-2	06/83	216.459	217.086	216.818	217.005	221.835
Other orthopedic and prosthetic appliances.....		339113-22	12/03	99.523	99.523	99.523	99.523	99.523
Other medical and surgical appliances and supplies.....		339113-27	12/03	131.105	131.587	131.381	131.525	135.246
Hospital beds and specialized hospital furniture.....		339113-4	12/11	116.545	116.545	117.602	117.602	118.696
Personal industrial and nonindustrial safety equipment and clothing.....		339113-6	06/83	252.906	252.906	260.494	260.494	261.970
Secondary products and miscellaneous receipts.....		339113-SM						
Miscellaneous receipts.....		339113-M	07/88	219.978	219.978	221.438	221.343	231.639
Secondary products.....		339113-S	06/83	160.997	160.996	160.997	160.993	161.139
Dental equipment and supplies mfg.....	339114		06/85	428.890	432.804	432.963	432.811	431.263
Primary products.....		339114-P	06/85	408.134	412.150	412.150	412.150	409.595
Dental professional equipment and supplies.....		339114-1	06/97	187.910	188.613	188.613	188.613	187.444
Professional dental equipment.....		339114-11	06/85	290.511	291.356	291.356	291.356	297.630
Professional dental supplies.....		339114-12	06/85	278.713	279.932	279.932	279.932	272.291
Secondary products and miscellaneous receipts.....		339114-SM						
Miscellaneous receipts.....		339114-M	06/85	292.650	293.602	293.602	293.602	295.061
Ophthalmic goods mfg.....	339115		12/83	163.617	163.617	163.617	163.617	165.219
Primary products.....		339115-P	12/83	160.251	160.251	160.251	160.251	161.820
Ophthalmic goods, other types, including prescription ground eyeglass lenses.....		339115-B	12/83	158.224	158.224	158.224	158.224	—
Ophthalmic fronts, temples, and focal and contact lenses.....		339115-9	12/11	112.533	112.533	112.533	112.533	113.634
Secondary products and miscellaneous receipts.....		339115-SM						
Other miscellaneous mfg.....	3399		12/85	190.645	191.744	192.708	193.524	198.069
Jewelry & silverware mfg.....	33991		12/85	235.612	234.156	236.449	235.259	236.361
Jewelry and silverware mfg.....	339910		12/11	111.117	110.430	111.512	110.950	111.470
Primary products.....		339910-P	12/11	110.371	109.597	110.759	110.133	110.676
Jewelry, gold and platinum.....		339910-1	12/85	235.306	235.363	238.544	236.636	238.415
Costume jewelry and novelties.....		339910-4	12/03	145.603	145.603	146.796	146.796	146.796
All other jewelry and personal goods (excluding costume).....		339910-8	12/11	107.803	109.240	110.508	109.754	110.245
Secondary products and miscellaneous receipts.....		339910-SM						
Miscellaneous receipts.....		339910-M	12/11	124.226	124.175	124.615	124.490	124.621
Sporting & athletic goods mfg.....	33992		12/03	129.372	129.603	129.603	129.733	133.025
Sporting and athletic goods mfg.....	339920		12/85	158.479	158.761	158.761	158.919	162.928
Primary products.....		339920-P	12/85	152.736	153.050	153.049	153.238	157.998
Other sporting and athletic goods.....		339920-A	12/85	158.914	159.535	159.535	159.604	168.241
Golf equipment, excluding apparel and shoes.....		339920-4	12/85	79.680	79.536	79.535	79.535	79.412
Playground equipment.....		339920-5	06/92	367.668	372.487	372.487	376.217	383.329
Gymnasium and exercise equipment.....		339920-7	06/92	137.401	137.401	137.401	137.401	145.530
Secondary products and miscellaneous receipts.....		339920-SM						
Miscellaneous receipts.....		339920-M	12/85	182.555	182.555	182.555	182.555	182.555
Secondary products.....		339920-S	12/85	216.079	220.355	220.355	220.355	225.508
Doll, toy & game mfg.....	33993		12/03	142.180	143.674	145.355	146.389	150.951
Doll, toy, and game mfg.....	339930		06/85	171.739	173.551	175.580	176.836	182.338
Primary products.....		339930-P	06/85	172.623	172.828	175.003	174.994	182.353
Models (operating & static), craft kits/supply, natural science kits, & collectors' miniatures.....		339930-6	06/85	253.093	254.373	254.373	254.373	270.246
Other nonelectronic toys, including parts.....		339930-8	06/85	168.501	168.501	172.101	172.101	181.891
Secondary products and miscellaneous receipts.....		339930-SM						
Office supplies (exc paper) mfg.....	33994		12/85	169.993	172.413	172.384	179.349	179.789
Office supplies, except paper, mfg.....	339940		12/11	116.322	117.976	117.957	122.720	123.021
Primary products.....		339940-P	12/11	112.561	114.485	114.461	119.390	119.773
Pens, mechanical pencils, markers, and associated parts.....		339940-1	12/85	196.470	196.470	196.470	196.470	196.470
Lead pencils, art goods, office supplies & small office equipment, excluding paper.....		339940-2	12/03	127.845	127.845	127.845	142.106	142.106
Marking devices.....		339940-3	12/85	169.348	181.578	181.578	181.578	181.578
Secondary products and miscellaneous receipts.....		339940-SM						
Miscellaneous receipts.....		339940-M	12/11	137.074	137.924	137.924	137.924	137.924

See footnotes at end of table.

Table 11. Producer price indexes for net output of selected industries and their products, not seasonally adjusted — Continued
[January 2022]

Title ¹	Industry code	Product code	Index base	Unadjusted index ²				
				Sept. 2021	Oct. 2021 ^P	Nov. 2021 ^P	Dec. 2021 ^P	Jan. 2022 ^P
Office supplies, except paper, mfg - Continued								
Secondary Products.....		339940-S	12/11	119.940	119.940	119.940	—	—
Sign mfg.....	33995		12/03	133.197	134.122	135.396	136.272	141.347
Sign mfg.....	339950		12/85	193.602	194.946	196.796	198.069	205.447
Primary products.....		339950-P	12/85	189.549	191.154	193.364	194.886	201.668
Electric signs and displays, including trade show exhibits.....		339950-1	12/85	167.680	169.896	171.784	171.784	178.179
Nonelectric signs and displays, including trade show exhibits.....		339950-4	12/85	222.254	223.316	225.978	229.150	236.693
Secondary products and miscellaneous receipts.....		339950-SM						
All other misc mfg.....	33999		12/03	142.214	143.484	144.051	144.485	147.915
Gasket, packing, and sealing device mfg.....	339991		12/85	207.959	208.408	208.767	210.343	215.146
Primary products.....		339991-P	12/85	214.799	215.024	215.260	216.920	222.248
Compression packing.....		339991-1	12/85	278.380	268.758	268.758	299.654	292.119
Molded packing and seals.....		339991-2	06/07	128.120	128.469	128.620	128.620	130.315
Nonmetallic gaskets and gasketing.....		339991-3	12/85	229.208	235.183	236.009	240.820	251.616
Metallic gaskets and machined seals.....		339991-7	12/85	278.648	278.648	278.648	274.033	280.753
Rotary oil seals.....		339991-9	12/90	161.079	161.079	161.079	161.079	163.173
Secondary products and miscellaneous receipts.....		339991-SM						
Miscellaneous receipts.....		339991-M	06/97	134.554	137.949	138.180	139.753	141.092
Secondary products.....		339991-S	12/85	146.644	144.897	146.277	146.398	149.026
Musical instrument mfg.....	339992		06/85	253.930	258.670	260.566	260.566	266.045
Primary products.....		339992-P	06/85	252.473	257.581	259.625	259.625	265.529
Nonelectronic pianos, organs, and nonelectronic pianos and organ parts, excluding benches.....		339992-A	12/09	154.786	154.786	154.786	154.786	—
Other musical instruments and parts.....		339992-7	06/85	238.747	244.383	246.638	246.638	248.870
Other electronic musical instruments, excluding electronic organs.....		339992-71	12/09	135.594	135.594	138.893	138.893	141.068
Other nonelectronic musical instruments.....		339992-72	06/99	137.296	137.719	139.157	139.157	—
Parts and accessories for other musical instruments, sold separately, excl. benches & cases.....		339992-73	06/85	190.675	200.341	200.661	—	202.590
Secondary products and miscellaneous receipts.....		339992-SM						
Miscellaneous receipts.....		339992-M	06/85	279.734	279.734	279.734	279.734	279.734
Fastener, button, needle, and pin mfg.....	339993		12/85	211.370	225.040	225.040	225.688	225.688
Primary products.....		339993-P	12/85	218.825	231.120	231.120	231.856	231.856
Fasteners, zippers, buttons, needles, pins, and buckles (except precious metal) ..		339993-0	12/85	218.825	231.120	231.120	231.856	231.856
Secondary products and miscellaneous receipts.....		339993-SM						
Broom, brush, and mop mfg.....	339994		12/85	196.655	197.956	198.093	198.093	198.901
Primary products.....		339994-P	12/85	197.598	199.173	199.353	199.353	200.019
Brooms, mops and dusters.....		339994-1	12/85	231.418	233.777	233.777	233.777	233.777
Mops and dusters, including refills.....		339994-13	06/07	129.854	130.471	130.471	130.471	130.471
Paint and varnish brushes, paint holders, pads, roller frames and rollers.....		339994-3	12/85	161.132	166.406	166.406	166.406	166.406
Paint and varnish brushes.....		339994-31	06/07	114.705	118.189	118.189	118.189	118.189
Paint holders, pads, roller frames and rollers.....		339994-32	06/07	100.193	103.619	103.619	103.619	103.619
Other types of brushes.....		339994-5	12/85	203.742	204.115	204.427	204.427	205.584
Personal brushes.....		339994-51	06/07	106.781	106.886	106.886	106.886	107.160
All other types of brushes, except personal.....		339994-52	06/07	144.029	144.452	144.960	144.960	146.363
Secondary and miscellaneous receipts.....		339994-SM						
Burial casket mfg.....	339995		12/84	403.488	412.363	412.763	426.434	426.434
Primary products.....		339995-P	12/84	404.888	414.389	414.389	429.022	429.022
Metal burial caskets and coffins, completely lined and trimmed, adult sizes only. ..		339995-1	12/84	418.128	418.128	418.128	431.937	431.937
Other burial caskets and coffins, including burial boxes and vaults (except concrete and stone).....		339995-5	12/84	315.141	315.141	315.141	351.879	351.879
Secondary products and miscellaneous receipts.....		339995-SM						
Secondary products.....		339995-S1	06/12	136.862	—	—	—	—
All other miscellaneous mfg.....	339999		12/85	178.431	179.668	180.709	180.667	186.475
Primary products.....		339999-P	12/85	190.264	191.110	192.368	192.297	195.745
Mirror and picture frames and framed pictures.....		339999-E	06/84	227.956	229.433	229.433	229.433	229.433
All other miscellaneous fabricated products, incl. fire extinguishers and umbrellas.....		339999-L	12/85	223.814	223.191	226.220	226.050	226.304
Candles, including tapers.....		339999-5	12/85	186.960	192.839	192.839	192.839	206.871
Secondary products and miscellaneous receipts.....		339999-SM						
Secondary products.....		339999-S	12/85	158.002	158.492	158.492	158.889	166.950
Services industries								
Merchant wholesalers, durable goods.....	423		06/04	177.778	179.852	179.794	178.602	178.574
Motor vehicle and parts merchant wholesalers.....	4231		05/19	109.564	115.718	112.379	111.630	112.022
Motor vehicle and parts merchant wholesalers.....	42310		05/19	109.564	115.718	112.379	111.630	112.022
Motor vehicle and parts merchant wholesalers.....	423100		05/19	109.561	115.706	112.372	111.624	112.015

See footnotes at end of table.

Table 11. Producer price indexes for net output of selected industries and their products, not seasonally adjusted — Continued
[January 2022]

Title ¹	Industry code	Product code	Index base	Unadjusted index ²				
				Sept. 2021	Oct. 2021 ^P	Nov. 2021 ^P	Dec. 2021 ^P	Jan. 2022 ^P
Motor vehicle and parts merchant wholesalers - Continued								
Primary services.....		423100-P	02/09	140.180	148.678	144.067	143.032	143.561
Motor vehicle and parts wholesaler services.....		423100-1	02/09	140.180	148.678	144.067	143.032	143.561
Furniture and home furnishing merchant wholesalers.....	4232		05/19	125.232	128.996	122.679	130.086	132.391
Furniture and home furnishing merchant wholesalers.....	42320		05/19	125.232	128.996	122.679	130.086	132.391
Furniture and home furnishing merchant wholesalers.....	423200		05/19	125.224	128.971	122.633	130.064	132.354
Primary services.....		423200-P	02/09	136.780	140.569	133.265	141.813	144.056
Furniture and home furnishing wholesaler services.....		423200-1	02/09	136.780	140.569	133.265	141.813	144.056
Lumber and other construction materials merchant wholesalers.....	4233		05/19	136.867	145.132	146.118	146.949	148.812
Lumber and other construction materials merchant wholesalers.....	42330		05/19	136.867	145.132	146.118	146.949	148.812
Lumber and other construction materials merchant wholesalers.....	423300		05/19	136.768	145.001	146.030	146.868	148.728
Primary services.....		423300-P	02/09	146.606	155.694	156.336	157.156	159.167
Lumber and other construction material wholesaler services.....		423300-1	02/09	146.606	155.694	156.336	157.156	159.167
Professional and commercial equipment and supplies merchant wholesalers.....	4234		05/19	108.866	110.351	112.651	109.527	107.907
Professional and commercial equipment and supplies merchant wholesalers.....	42340		05/19	108.866	110.351	112.651	109.527	107.907
Professional and commercial equipment and supplies merchant wholesalers.....	423400		05/19	108.893	110.533	112.864	109.624	108.025
Primary services.....		423400-P	02/09	130.499	134.702	137.938	132.387	130.774
Professional and commercial equipment and supplies wholesaler services.....		423400-1	02/09	130.499	134.702	137.938	132.387	130.774
Other receipts.....		423400-SM	05/19	107.518	101.361	102.129	104.724	102.087
Metal and mineral (except petroleum) merchant wholesalers.....	4235		05/19	207.488	196.396	185.585	185.059	182.396
Metal and mineral (except petroleum) merchant wholesalers.....	42350		05/19	207.488	196.396	185.585	185.059	182.396
Metal and mineral (except petroleum) merchant wholesalers.....	423500		05/19	207.591	196.450	185.561	185.034	182.436
Primary services.....		423500-P	02/09	301.078	283.887	266.331	265.542	263.364
Metals and minerals wholesaler services.....		423500-1	02/09	301.078	283.887	266.331	265.542	263.364
Household appliances and electrical and electronic goods merchant wholesalers.....	4236		05/19	129.793	128.667	133.163	130.950	131.858
Household appliances and electrical and electronic goods merchant wholesalers.....	42360		05/19	129.793	128.667	133.163	130.950	131.858
Household appliances and electrical and electronic goods merchant wholesalers.....	423600		05/19	129.454	128.341	132.784	130.597	131.504
Primary services.....		423600-P	02/09	149.712	148.295	153.951	151.167	152.200
Household appliances, electrical, and electronics wholesaler services.....		423600-1	02/09	149.712	148.295	153.951	151.167	152.200
Hardware, plumbing and heating equipment and supplies merchant wholesalers.....	4237		05/19	121.861	125.658	128.720	128.699	126.193
Hardware, plumbing and heating equipment and supplies merchant wholesalers.....	42370		05/19	121.861	125.658	128.720	128.699	126.193
Hardware, plumbing, and heating equipment and supplies merchant wholesalers.....	423700		05/19	121.936	125.719	128.860	128.850	126.388
Primary services.....		423700-P	02/09	124.772	128.975	130.605	130.376	126.940
Hardware, plumbing, and heating equipment and supplies wholesaler services.....		423700-1	02/09	124.772	128.975	130.605	130.376	126.940
Machinery, equipment, and supplies merchant wholesalers.....	4238		05/19	107.653	107.800	107.567	109.311	110.159
Machinery, equipment, and supplies merchant wholesalers.....	42380		05/19	107.653	107.800	107.567	109.311	110.159
Machinery and supply merchant wholesalers.....	423800		05/19	107.786	107.939	107.693	109.470	110.301
Primary services.....		423800-P	02/09	165.997	166.340	165.706	169.035	169.979
Machinery and supply wholesaler services.....		423800-1	02/09	165.997	166.340	165.706	169.035	169.979
Other receipts.....		423800-SM	05/19	100.527	100.361	100.866	100.820	102.559
Miscellaneous durable goods merchant wholesalers (except materials recyclers).....	4239		05/19	129.031	131.905	130.114	126.172	126.670
Miscellaneous durable goods merchant wholesalers (except materials recyclers).....	42390		05/19	129.031	131.905	130.114	126.172	126.670
Miscellaneous durable goods, except recyclable material, merchant wholesalers.....	423900		05/19	128.855	131.693	129.913	125.998	126.483
Primary services.....		423900-P	02/09	107.743	110.229	108.710	105.360	105.810
Miscellaneous durable goods wholesaler services.....		423900-1	02/09	107.743	110.229	108.710	105.360	105.810
Merchant wholesalers, nondurable goods.....	424		06/05	177.970	178.066	178.403	178.372	178.750
Paper and paper product merchant wholesalers.....	4241		01/21	111.346	113.834	110.979	111.930	113.974
Paper and paper product merchant wholesalers.....	42410		01/21	111.346	113.834	110.979	111.930	113.974
Paper and paper product merchant wholesalers.....	424100		01/21	111.346	113.834	110.979	111.930	113.974
Primary services.....		424100-P	02/09	144.378	147.531	143.739	144.850	147.411
Paper wholesaler services.....		424100-1	02/09	144.378	147.531	143.739	144.850	147.411
Wholesaling of paper and paper products.....		424100-11	02/09	145.890	149.326	145.674	146.601	149.800
Wholesaling of all other goods, except paper and paper products.....		424100-12	01/21	102.410	103.266	99.584	101.446	99.903
Drugs and druggists' sundries merchant wholesalers.....	4242		01/21	107.682	107.793	104.928	107.862	103.207
Drugs and druggists' sundries merchant wholesalers.....	42420		01/21	107.682	107.793	104.928	107.862	103.207
Drugs and druggists' sundries merchant wholesalers.....	424200		01/21	107.682	107.793	104.928	107.862	103.207
Primary products.....		424200-P	02/09	158.090	158.252	154.046	158.353	151.519

See footnotes at end of table.

Table 11. Producer price indexes for net output of selected industries and their products, not seasonally adjusted — Continued
[January 2022]

Title ¹	Industry code	Product code	Index base	Unadjusted index ²				
				Sept. 2021	Oct. 2021 ^P	Nov. 2021 ^P	Dec. 2021 ^P	Jan. 2022 ^P
Drugs and druggists' sundries merchant wholesalers - Continued								
Wholesaling of pharmaceuticals.....		424200-1	02/09	160.164	160.399	155.315	160.340	152.095
Wholesaling of all other goods, except pharmaceuticals.....		424200-2	01/21	100.837	100.709	100.745	101.306	101.306
Apparel and piece goods merchant wholesalers.....	4243		01/21	95.289	93.060	94.582	92.862	93.362
Apparel and piece goods merchant wholesalers.....	42430		01/21	95.289	93.060	94.582	92.862	93.362
Apparel and piece goods merchant wholesalers.....	424300		01/21	95.289	93.060	94.582	92.862	93.362
Primary services.....		424300-P	02/09	117.795	115.033	116.917	114.789	115.402
Apparel wholesaler services.....		424300-1	02/09	117.795	115.033	116.917	114.789	115.402
Wholesaling of apparel.....		424300-11	02/09	121.034	116.123	124.738	119.728	123.632
Grocery and related product merchant wholesalers.....	4244		01/21	103.179	108.271	104.997	105.144	105.813
Grocery and related product merchant wholesalers.....	42440		01/21	103.179	108.271	104.997	105.144	105.813
Grocery and related product merchant wholesalers.....	424400		01/21	103.179	108.271	104.997	105.143	105.813
Primary services.....		424400-P	02/09	112.306	117.879	114.296	114.456	115.189
Grocery and related product wholesaler services.....		424400-1	02/09	112.306	117.879	114.296	114.456	115.189
Wholesaling of fresh meat, seafood, dairy, and fruits and vegetables.....		424400-11	06/13	123.802	126.475	123.956	127.347	126.195
Wholesaling of packaged frozen and canned foods.....		424400-12	06/13	142.773	150.687	151.237	153.765	152.937
Wholesaling of baked goods, non-alcoholic beverages, and all other groceries.....		424400-13	06/13	119.530	126.847	118.779	117.912	120.291
Wholesaling of all other goods, except groceries.....		424400-14	01/21	108.444	119.650	120.722	106.905	111.764
Chemicals and allied products merchant wholesalers.....	4246		01/21	115.540	117.736	124.478	121.490	124.110
Chemicals and allied products merchant wholesalers.....	42460		01/21	115.540	117.736	124.478	121.490	124.110
Chemicals and allied products merchant wholesalers.....	424600		01/21	115.540	117.736	124.478	121.490	124.110
Primary products.....		424600-P	02/09	133.339	135.938	143.853	140.244	143.148
Wholesaling of chemicals, plastics, and allied products.....		424600-1	02/09	134.189	136.863	145.116	141.356	144.443
Wholesaling of all other goods, except chemicals, plastics, and allied products.....		424600-2	01/21	104.249	105.497	107.842	106.742	106.802
Petroleum and petroleum products merchant wholesalers.....	4247		01/21	115.443	108.287	112.870	112.486	114.009
Petroleum and petroleum products merchant wholesalers.....	42470		01/21	115.443	108.287	112.870	112.486	114.009
Petroleum and petroleum products merchant wholesalers.....	424700		01/21	115.443	108.286	112.869	112.485	114.009
Primary products.....		424700-P	02/09	141.564	132.241	137.926	137.346	139.277
Wholesaling of petroleum products.....		424700-1	02/09	141.915	132.302	138.199	137.434	139.467
Wholesaling of all other goods, except petroleum products.....		424700-2	01/21	106.519	106.802	105.659	110.260	109.058
Other receipts.....		424700-SM	01/21	102.608	104.507	107.595	108.901	109.308
Beer, wine, and distilled alcoholic beverage merchant wholesalers.....	4248		01/21	103.925	103.621	105.187	106.611	106.894
Beer, wine, and distilled alcoholic beverage merchant wholesalers.....	42480		01/21	103.925	103.621	105.187	106.611	106.894
Beer, wine, and distilled alcoholic beverage merchant wholesalers.....	424800		01/21	103.925	103.621	105.187	106.611	106.894
Primary services.....		424800-P	02/09	131.240	130.856	132.834	134.633	134.990
Alcoholic beverage wholesaler services.....		424800-1	02/09	131.240	130.856	132.834	134.633	134.990
Wholesaling of beer, wine, and distilled alcoholic beverages.....		424800-11	02/09	131.533	131.179	133.289	135.005	135.376
Wholesaling of all other goods, except alcoholic beverages.....		424800-12	01/21	95.510	94.335	92.092	95.896	95.800
Miscellaneous nondurable goods merchant wholesalers.....	4249		01/21	111.076	109.894	111.400	108.698	111.819
Miscellaneous nondurable goods merchant wholesalers.....	42490		01/21	111.076	109.894	111.400	108.698	111.819
Miscellaneous nondurable goods merchant wholesalers.....	424900		01/21	111.076	109.894	111.400	108.698	111.819
Primary services.....		424900-P	02/09	159.726	157.812	160.504	156.523	161.056
Miscellaneous nondurable good wholesaler services.....		424900-1	02/09	159.726	157.812	160.504	156.523	161.056
Material recyclers.....	429930		12/86	488.263	492.404	511.749	492.233	471.063
Primary products.....		429930-P	12/86	487.738	491.667	511.426	491.937	469.306
Ferrous metal scrap.....		429930-1	12/86	608.081	605.352	659.613	647.124	576.134
Carbon steel scrap.....		429930-11	12/86	627.058	623.737	682.756	667.683	587.827
Heavy melting scrap.....		429930-111	12/86	666.543	655.451	720.748	700.264	599.271
Carbon steel scrap bundles.....		429930-112	12/86	699.868	692.291	716.128	715.996	644.306
Shredded carbon steel scrap.....		429930-113	12/86	408.120	406.798	453.117	439.261	389.909
Cut plate and structural scrap.....		429930-114	12/86	608.811	608.344	667.986	670.986	600.309
Other carbon steel scrap.....		429930-115	12/86	693.987	706.514	745.901	721.570	-
Stainless and alloy steel scrap.....		429930-12	12/86	811.773	811.142	833.082	846.604	855.312
Cast iron scrap.....		429930-13	12/86	349.691	348.998	369.998	371.965	345.024
Other ferrous scrap.....		429930-14	06/06	159.769	162.439	184.277	178.252	155.200
Nonferrous metal scrap.....		429930-2	12/86	573.592	578.277	577.195	548.983	578.112
Copper base scrap.....		429930-21	12/86	671.936	691.106	692.250	688.193	703.675
No 1 copper wire, heavy.....		429930-211	12/86	541.717	558.938	558.839	554.577	566.420
No 2 copper wire, mixed.....		429930-212	12/86	861.174	893.181	892.272	890.827	917.990
Yellow brass scrap.....		429930-213	12/86	698.845	729.081	737.226	729.216	760.469
Aluminum base scrap.....		429930-22	12/86	243.289	246.108	245.393	-	-
Used beverage can scrap.....		429930-223	12/86	236.837	251.531	240.545	238.602	269.472

See footnotes at end of table.

Table 11. Producer price indexes for net output of selected industries and their products, not seasonally adjusted — Continued
[January 2022]

Title ¹	Industry code	Product code	Index base	Unadjusted index ²				
				Sept. 2021	Oct. 2021 ^P	Nov. 2021 ^P	Dec. 2021 ^P	Jan. 2022 ^P
Material recyclers - Continued								
Other old aluminum base scrap.....		429930-224	12/86	185.686	191.200	197.136	197.863	199.430
Other nonferrous scrap (including lead, zinc and precious metals).....		429930-23	12/86	3,064.808	3,030.999	3,019.566	2,623.751	2,903.796
Recyclable paper.....		429930-3	12/86	269.063	287.743	275.677	253.417	235.597
News and other low grade recyclable paper.....		429930-31	12/86	207.562	206.388	194.035	181.881	184.120
Corrugated recyclable paper.....		429930-33	12/86	186.834	205.229	198.031	180.080	164.263
High grade recyclable paper (including pulp substitutes and deinking).....		429930-34	12/86	286.238	286.504	269.258	255.476	246.457
Recyclable materials, excluding metals and paper.....		429930-4	12/86	210.360	208.937	216.629	203.744	210.311
Recyclable plastics.....		429930-42	06/96	101.524	101.532	102.998	103.445	103.445
Other receipts.....		429930-SM1						
Motor vehicle and parts dealers.....	441		12/03	192.599	197.281	199.285	200.699	198.920
Automobile dealers.....	4411		12/03	195.284	199.968	202.788	203.787	201.735
New car dealers.....	44111		12/99	215.559	220.729	223.842	224.945	222.680
New car dealers.....	441110		12/99	215.655	220.823	223.927	225.029	222.768
Primary services.....		441110-P	12/99	208.433	213.949	218.180	219.368	216.624
Vehicle sales.....		441110-1	12/99	173.104	183.231	190.769	192.636	187.311
New vehicle sales.....		441110-101	12/99	203.405	214.893	227.137	231.185	219.949
Used vehicle sales.....		441110-102	12/99	151.605	160.859	164.290	164.187	164.187
Service labor and parts.....		441110-2	12/99	218.568	219.115	219.749	220.164	220.164
Other receipts.....		441110-SM	12/99	287.184	291.940	291.059	292.024	291.291
Recreational vehicle dealers.....	44121		06/01	221.266	249.157	243.486	251.872	253.334
Recreational vehicle dealers.....	441210		06/01	221.266	249.157	243.486	251.872	253.334
Primary services.....		441210-P	06/01	227.367	259.236	251.345	263.358	264.998
Recreational vehicle dealer services.....		441210-1	06/01	227.367	259.236	251.345	263.358	264.998
Boat dealers.....	441222		06/01	170.877	172.868	169.168	171.491	168.980
Primary services.....		441222-P	06/01	170.623	172.611	168.917	171.236	168.729
Boat dealer services.....		441222-1	06/01	170.623	172.611	168.917	171.236	168.729
Automotive parts, accessories and tire stores.....	4413		12/01	197.158	199.737	200.992	203.200	202.376
Automotive parts and accessories stores.....	44131		12/03	213.998	216.372	217.035	220.724	219.190
Automotive parts and accessories stores.....	441310		12/03	213.998	216.372	217.035	220.724	219.191
Primary services.....		441310-P	12/03	214.001	216.375	217.038	220.728	219.194
Automotive parts and accessories store services.....		441310-1	12/03	214.001	216.375	217.038	220.728	219.194
Tire dealers.....	44132		12/03	148.427	150.944	152.831	152.749	152.992
Tire dealers.....	441320		12/03	148.427	150.944	152.831	152.749	152.992
Primary services.....		441320-P	12/03	148.567	151.086	152.975	152.893	153.136
Tire dealer services.....		441320-1	12/03	148.567	151.086	152.975	152.893	153.136
Furniture and home furnishings stores.....	442		12/03	169.951	179.344	177.902	183.213	184.648
Furniture stores.....	4421		12/03	174.686	176.510	177.704	180.440	180.324
Furniture stores.....	44211		12/03	174.686	176.510	177.704	180.440	180.324
Furniture stores.....	442110		06/03	177.032	178.881	180.091	182.864	182.746
Primary services.....		442110-P	06/03	179.640	181.623	182.911	185.567	185.269
Furniture store services.....		442110-1	06/03	179.640	181.623	182.911	185.567	185.269
Other receipts.....		442110-SM1	05/19	101.118	101.118	101.229	104.356	106.038
Floor covering stores.....	44221		12/03	166.774	184.757	180.345	188.606	191.794
Floor covering stores.....	442210		06/03	169.226	187.473	182.996	191.379	194.613
Primary services.....		442210-P	06/03	169.226	187.473	182.996	191.379	194.613
Floor covering store services.....		442210-1	06/03	169.226	187.473	182.996	191.379	194.613
Electronics and appliance stores.....	443		12/03	94.782	87.312	79.739	80.219	81.139
Electronics and appliance stores.....	4431		12/03	95.354	87.839	80.221	80.703	82.091
Electronics and appliance stores.....	44310		12/03	95.378	87.861	80.241	80.723	82.132
Electronics and appliance stores.....	443100		12/11	106.832	98.412	89.877	90.417	92.030
Primary products.....		443100-P	12/11	105.688	97.359	88.915	89.449	91.452
Retailing of entertainment and communication products.....		443100-1	12/11	100.476	81.594	70.430	69.931	69.854
Retailing of computers, hardware, software, and supplies.....		443100-2	06/03	52.956	53.209	51.784	51.951	53.446
Retailing of major household appliances.....		443100-3	05/19	111.860	105.720	110.288	113.114	111.854
Retailing of all other goods.....		443100-4	12/11	160.196	154.953	117.868	118.617	130.269
Building material and garden equipment and supply dealers.....	444		12/03	198.668	198.340	189.156	194.288	200.635
Building material and supplies dealers.....	4441		12/03	204.828	204.302	193.743	198.128	205.591
Building material and supplies dealers.....	44410		12/03	204.831	204.306	193.746	198.131	205.595

See footnotes at end of table.

Table 11. Producer price indexes for net output of selected industries and their products, not seasonally adjusted — Continued
[January 2022]

Title ¹	Industry code	Product code	Index base	Unadjusted index ²				
				Sept. 2021	Oct. 2021 ^P	Nov. 2021 ^P	Dec. 2021 ^P	Jan. 2022 ^P
Building materials and supplies dealers.....	444100		05/19	136.351	136.001	128.971	131.890	136.859
Primary services.....		444100-P	05/19	136.161	135.811	128.792	131.707	136.668
Building materials and supplies dealer services.....		444100-1	05/19	136.161	135.811	128.792	131.707	136.668
Retailing of building materials, paint, and hardware.....		444100-11	05/19	143.395	142.185	132.440	135.822	142.062
Retailing of all other goods.....		444100-12	05/19	112.665	115.110	116.943	118.339	119.148
Lawn and garden equip and supplies stores.....	4442		12/03	158.594	159.742	160.621	171.538	169.680
Nursery, garden and farm supply stores.....	44422		12/03	158.595	159.743	160.622	171.539	169.681
Nursery, garden, and farm supply stores.....	444220		12/02	169.806	171.035	171.976	183.665	181.675
Primary services.....		444220-P	12/02	169.880	171.110	172.051	183.745	181.755
Nursery, garden center, and farm supply store services.....		444220-1	12/02	169.880	171.110	172.051	183.745	181.755
Food and beverage stores.....	445		12/99	213.347	216.483	216.261	216.975	218.925
Grocery stores.....	4451		12/03	182.566	185.126	185.124	185.799	187.657
Grocery (except convenience) stores.....	44511		12/03	182.566	185.126	185.124	185.799	187.657
Supermarkets and other grocery stores.....	445110		12/99	217.862	220.918	220.915	221.722	223.938
Primary services.....		445110-P	12/99	217.748	220.803	220.799	221.606	223.821
Supermarket and other grocery store services.....		445110-3	12/99	215.685	218.710	218.707	219.506	221.700
Retailing of food and beverage products.....		445110-32	01/17	112.489	114.221	114.259	114.675	115.583
Retailing of fresh meats.....		445110-321	12/99	285.921	295.063	299.507	298.564	296.677
Retailing of fresh fruits and vegetables.....		445110-322	12/99	223.047	222.944	220.254	218.749	219.406
Retailing of bakery products.....		445110-323	12/99	191.267	196.627	200.799	200.002	198.636
Retailing of dairy products.....		445110-324	12/99	171.503	174.130	167.888	165.764	164.725
Retailing of deli products.....		445110-325	12/99	150.609	151.872	154.312	159.139	161.334
Retailing of frozen food products.....		445110-326	12/99	119.650	124.429	126.975	130.241	137.317
Retailing of alcoholic beverages.....		445110-327	01/17	127.033	130.280	132.499	130.952	131.173
Retailing of all other food and beverage products.....		445110-328	12/99	213.249	213.437	210.995	213.228	216.911
Retailing of nonfood products.....		445110-33	01/17	113.591	114.526	114.351	114.777	116.944
Retailing of cleaning and paper products.....		445110-331	01/17	121.351	122.448	122.599	126.228	134.603
Retailing of health and beauty products.....		445110-332	12/99	232.088	233.944	233.410	232.856	234.317
Retailing of all other nonfood products.....		445110-333	01/17	111.311	112.209	111.974	111.724	112.647
Specialty food stores.....	4452		12/03	199.683	206.589	204.107	203.151	203.505
Specialty food stores.....	445200		12/03	199.678	206.585	204.103	203.146	203.500
Primary services.....		445200-P	12/03	199.772	206.716	204.221	203.259	203.616
Specialty food store services.....		445200-1	12/03	199.772	206.716	204.221	203.259	203.616
Beer, wine, and liquor stores.....	4453		06/00	135.459	136.452	135.428	136.107	135.935
Beer, wine, and liquor stores.....	44531		06/00	135.459	136.452	135.428	136.107	135.934
Beer, wine, and liquor stores.....	445310		06/00	135.459	136.452	135.428	136.107	135.935
Primary services.....		445310-P	06/00	135.508	136.501	135.477	136.156	135.983
Beer, wine, and liquor store services.....		445310-1	06/00	135.508	136.501	135.477	136.156	135.983
Retailing of beer, wine, and liquor.....		445310-11	06/14	104.828	105.914	104.827	105.463	105.302
Retailing of all other goods and sales of prepared foods.....		445310-12	06/14	135.960	135.010	135.789	135.790	135.787
Health and personal care stores.....	446		12/03	148.897	149.661	149.089	148.691	149.270
Health and personal care stores.....	4461		12/03	148.975	149.739	149.167	148.769	149.348
Pharmacies and drug stores.....	44611		06/00	176.392	176.005	176.213	175.758	176.272
Pharmacies and drug stores.....	446110		06/00	176.392	176.005	176.212	175.757	176.271
Primary services.....		446110-P	06/00	176.233	175.846	176.054	175.599	176.112
Retailing of prescription drugs.....		446110-1	06/00	204.034	203.072	203.538	202.443	202.582
Retailing of over-the-counter drugs and all other goods.....		446110-4	06/00	174.583	175.182	174.956	175.590	176.968
Retailing of over-the-counter drugs.....		446110-41	06/00	136.350	132.964	137.181	136.857	136.890
Retailing of all other goods.....		446110-42	06/00	186.520	188.514	186.729	187.694	189.533
Optical goods stores.....	44613		12/03	126.101	129.843	127.853	125.171	126.963
Optical goods stores.....	446130		06/00	129.325	133.162	131.121	128.371	130.209
Primary services.....		446130-P	06/00	127.781	131.856	129.689	126.768	128.720
Optical goods store services.....		446130-1	06/00	127.781	131.856	129.689	126.768	128.720
Food (health) supplement stores.....	446191		12/99	212.497	220.835	213.815	217.806	217.806
Primary services.....		446191-P	12/99	212.541	220.880	213.859	217.851	217.851
Food (health) supplement store services.....		446191-1	12/99	212.541	220.880	213.859	217.851	217.851
Gasoline stations.....	447		06/01	148.249	140.089	150.905	159.540	147.466
Gasoline stations.....	4471		06/01	148.249	140.089	150.905	159.540	147.466
Gasoline stations.....	44710		06/01	148.249	140.089	150.905	159.540	147.466
Gasoline stations.....	447100		05/19	131.721	124.455	134.092	141.781	131.028
Primary products.....		447100-P	05/19	132.773	125.186	135.356	143.399	132.135

See footnotes at end of table.

Table 11. Producer price indexes for net output of selected industries and their products, not seasonally adjusted — Continued
 [January 2022]

Title ¹	Industry code	Product code	Index base	Unadjusted index ²				
				Sept. 2021	Oct. 2021 ^P	Nov. 2021 ^P	Dec. 2021 ^P	Jan. 2022 ^P
Gasoline stations - Continued								
Gasoline station services.....		447100-1	05/19	132.773	125.186	135.356	143.399	132.135
Retailing of automotive fuels and lubricants.....		447100-11	05/19	149.945	137.759	153.323	171.552	152.752
Retailing of all other goods, sales of prepared foods, and repair services.....		447100-12	12/12	118.644	117.490	120.235	113.195	112.585
Clothing and clothing accessories stores.....	448		12/03	145.228	149.540	153.374	148.852	144.573
Clothing stores.....	4481		12/03	138.871	143.869	149.918	143.976	137.320
Clothing stores.....	44810		12/03	138.871	143.869	149.918	143.976	137.320
Clothing stores.....	448100		05/15	112.062	116.095	120.976	116.181	110.811
Primary services.....		448100-P	05/15	112.062	116.095	120.976	116.181	110.811
Retailing of apparel.....		448100-1	05/15	112.677	116.004	121.799	116.441	109.958
Retailing of men's apparel.....		448100-11	05/15	116.679	120.869	124.097	122.819	121.639
Retailing of women's apparel.....		448100-12	05/15	109.215	112.583	118.454	111.812	104.198
Retailing of children's apparel.....		448100-13	05/15	126.965	128.302	139.207	132.580	121.332
Retailing of all other goods.....		448100-2	05/15	109.768	116.705	117.847	115.350	114.529
Shoe stores.....	4482		12/03	144.339	148.272	143.870	143.242	144.784
Shoe stores.....	44821		12/03	144.339	148.272	143.870	143.242	144.784
Shoe stores.....	448210		06/02	147.250	151.263	146.772	146.131	147.704
Primary services.....		448210-P	06/02	147.250	151.263	146.772	146.131	147.704
Shoe store services.....		448210-1	06/02	147.250	151.263	146.772	146.131	147.704
Jewelry, luggage and leather goods stores.....	4483		12/03	170.822	170.767	169.849	170.226	174.621
Jewelry stores.....	44831		12/03	173.852	173.795	172.861	173.245	177.718
Jewelry stores.....	448310		06/00	188.873	188.812	187.797	188.214	193.073
Primary services.....		448310-P	06/00	189.215	189.153	188.137	188.554	193.423
Jewelry store services.....		448310-1	06/00	189.215	189.153	188.137	188.554	193.423
Sporting goods, hobby, and book stores.....	451		12/03	125.070	130.895	131.434	126.537	127.801
Sporting goods and hobby stores.....	4511		12/03	125.506	132.735	133.278	129.646	131.203
Sporting goods stores.....	45111		12/03	158.449	170.621	171.540	165.422	168.048
Sporting goods stores.....	451110		06/00	165.311	178.011	178.969	172.586	175.326
Primary services.....		451110-P	06/00	166.511	179.303	180.268	173.839	176.598
Sporting goods store services.....		451110-1	06/00	166.511	179.303	180.268	173.839	176.598
Retailing of sporting goods.....		451110-11	12/13	122.503	124.304	124.201	120.216	123.904
Retailing of all other goods.....		451110-12	12/13	112.790	-	-	-	-
Hobby, toy and game stores.....	45112		12/03	82.586	82.617	82.614	82.601	82.601
Hobby, toy, and game stores.....	451120		06/00	83.638	83.670	83.666	83.654	83.654
Primary services.....		451120-P	06/00	83.581	83.612	83.609	83.596	83.596
Hobby, toy, and game store services.....		451120-1	06/00	83.581	83.612	83.609	83.596	83.596
Retailing of hobby and craft goods, toys, and games (including video games) ..		451120-11	12/13	85.896	85.964	85.953	85.932	85.931
Retailing of all other goods.....		451120-12	12/13	69.536	69.528	69.531	69.529	69.529
Book, periodical and music stores.....	4512		12/03	132.619	132.383	132.946	121.814	121.814
Book stores and news dealers.....	45121		12/03	146.160	145.900	146.521	134.252	134.252
Book stores.....	451211		06/00	181.761	181.438	182.210	166.953	166.953
Primary services.....		451211-P	06/00	181.669	181.344	182.121	166.769	166.769
Book store services.....		451211-1	06/00	181.669	181.344	182.121	166.769	166.769
Retailing of books.....		451211-101	06/14	126.180	126.268	127.052	111.558	111.558
Retailing of all other goods.....		451211-102	06/14	112.462	111.644	111.644	111.644	111.644
General merchandise stores.....	452		12/03	133.430	134.674	136.164	136.462	139.817
Department stores.....	4522		12/03	135.139	139.858	139.019	138.030	148.289
Department stores.....	45221		12/03	135.139	139.858	139.019	138.030	148.289
Department stores.....	452210		12/17	114.492	118.490	117.779	116.941	125.633
Primary services.....		452210-P	12/17	115.987	120.038	119.317	118.469	127.274
Department store services.....		452210-1	12/17	115.987	120.038	119.317	118.469	127.274
Other general merchandise stores.....	4523		12/03	127.886	127.487	129.995	130.873	130.935
Other general merchandise stores.....	45231		12/03	127.917	127.518	130.027	130.905	130.967
Other general merchandise stores.....	452310		12/03	127.941	127.542	130.052	130.931	130.993
Primary services.....		452310-P	12/03	127.690	127.272	129.903	130.824	130.889
Other general merchandise store services.....		452310-1	12/03	127.690	127.272	129.903	130.824	130.889
Warehouse clubs and supercenters.....		452310-11	12/03	117.716	117.207	120.261	121.252	121.324
All other general merchandise stores.....		452310-12	12/03	141.018	141.121	141.139	141.505	141.521
Office supplies, stationery and gift stores.....	4532		12/03	160.187	162.747	162.615	161.198	166.424

See footnotes at end of table.

Table 11. Producer price indexes for net output of selected industries and their products, not seasonally adjusted — Continued
[January 2022]

Title ¹	Industry code	Product code	Index base	Unadjusted index ²				
				Sept. 2021	Oct. 2021 ^P	Nov. 2021 ^P	Dec. 2021 ^P	Jan. 2022 ^P
Office supplies, stationery and gift stores.....	45320		12/03	160.187	162.747	162.615	161.198	166.424
Office supplies, stationery, and gift stores.....	453200		05/19	109.695	111.448	111.358	110.388	113.966
Primary services.....		453200-P	05/19	109.695	111.448	111.358	110.388	113.966
Office supplies, stationery, and gift store services.....		453200-1	05/19	109.695	111.448	111.358	110.388	113.966
Nonstore retailers.....	454		12/03	184.145	185.072	182.036	185.105	182.655
Electronic and mail-order shopping.....	454110		06/06	132.139	132.070	129.744	126.041	126.677
Primary services.....		454110-P	06/06	133.762	133.658	131.174	127.277	127.627
Electronic and mail-order shopping services.....		454110-1	06/06	133.762	133.658	131.174	127.277	127.627
Electronic and mail-order drugs, health aids, and cosmetics.....		454110-11	06/13	140.021	139.709	139.709	132.986	132.986
Electronic and mail-order apparel and footwear.....		454110-12	06/13	92.144	96.083	92.855	86.858	88.412
Electronic and mail-order electronic goods, including appliances.....		454110-13	06/13	126.646	122.861	122.423	123.470	122.096
Electronic and mail-order home furnishings, hardware, and related goods.....		454110-14	06/13	116.396	117.075	107.601	98.690	100.745
Electronic and mail-order services for all other goods.....		454110-15	06/13	133.682	134.338	130.149	131.068	131.867
Fuel dealers.....	45431		06/00	210.818	215.772	213.057	247.912	232.333
Fuel dealers.....	454310		06/00	210.812	215.766	213.051	247.904	232.327
Primary services.....		454310-P	06/00	219.985	225.154	222.322	258.692	242.436
Fuel dealer services.....		454310-1	06/00	219.985	225.154	222.322	258.692	242.436
Air transportation.....	481		12/92	203.693	210.836	219.986	228.986	217.904
Scheduled air transportation.....	4811		12/89	245.929	255.500	267.624	279.119	263.598
Scheduled air transportation.....	48111		12/89	245.929	255.500	267.624	279.119	263.598
Scheduled passenger air transportation.....	481111		12/89	247.423	257.039	269.539	281.656	265.183
Primary services.....		481111-P	12/89	270.190	280.690	294.340	307.572	289.583
Domestic.....		481111-1	12/89	280.924	293.927	310.169	318.281	299.025
Domestic first class, including business.....		481111-101	12/99	127.763	144.506	159.148	162.710	138.331
Domestic coach.....		481111-102	12/99	162.207	168.310	176.746	181.447	172.355
International.....		481111-2	12/89	213.630	216.403	221.762	247.189	234.431
International first class, including business.....		481111-201	09/18	74.896	78.917	88.508	90.859	84.609
International coach.....		481111-202	12/89	219.969	221.896	225.067	253.246	240.650
Scheduled freight air transportation.....	481112		12/03	165.766	172.332	177.304	179.155	177.849
Primary services.....		481112-P	12/87	184.514	194.797	197.884	200.681	199.372
Scheduled freight air transportation services.....		481112-1	12/87	193.323	204.483	207.832	210.868	209.448
Domestic scheduled freight air transportation services.....		481112-101	12/14	114.040	113.084	113.156	113.343	113.230
International scheduled freight air transportation services.....		481112-102	12/14	89.162	98.783	101.457	103.809	102.724
Scheduled mail air transportation services.....		481112-2	12/87	150.279	150.279	150.279	150.291	150.291
Nonscheduled air transportation.....	4812		12/96	180.851	181.656	183.491	187.797	190.449
Nonscheduled air transportation.....	48121		12/96	180.851	181.656	183.491	187.797	190.449
Nonscheduled air passenger chartering.....	481211		06/92	186.779	188.079	187.893	189.688	193.393
Primary services.....		481211-P	12/00	148.470	149.698	149.530	151.196	154.388
Domestic nonscheduled air passenger services.....		481211-1	06/08	106.163	107.246	107.098	108.567	110.507
International nonscheduled air passenger services.....		481211-2	06/08	104.159	104.159	104.159	104.159	107.839
Nonscheduled air freight chartering.....	481212		06/08	127.380	127.244	131.931	139.224	139.445
Primary services.....		481212-P	06/08	125.574	125.105	129.607	137.030	137.726
Domestic nonscheduled air freight services.....		481212-1	06/08	152.766	150.883	158.083	176.072	174.068
International nonscheduled air freight services.....		481212-2	06/08	92.804	92.619	95.733	100.108	100.975
Other receipts.....		481212-SM	06/08	146.367	152.567	160.190	164.133	155.346
Rail transportation.....	482		12/96	210.306	211.843	213.261	214.178	217.496
Rail transportation.....	4821		12/96	210.306	211.843	213.261	214.178	217.496
Rail transportation.....	48211		12/96	210.306	211.843	213.261	214.178	217.496
Line-haul railroads.....	482111		12/84	234.583	236.297	237.879	238.902	242.603
Primary services.....		482111-P	12/84	234.583	236.297	237.879	238.902	242.603
Freight rail transportation.....		482111-4	05/15	117.020	117.904	118.720	119.247	121.155
Carload freight rail transportation.....		482111-411	12/96	212.899	214.241	214.345	215.783	220.002
Intermodal freight rail transportation.....		482111-412	12/96	195.234	197.653	203.916	203.097	203.623
Passenger rail transportation.....		482111-5	12/96	177.978	177.978	177.978	177.978	177.978
Coach service class.....		482111-506	06/05	160.151	160.151	160.151	160.151	160.151
All other service classes.....		482111-507	06/05	155.643	155.643	155.643	155.643	155.643
Water transportation.....	483		12/03	154.761	158.526	158.257	162.479	164.440
Deep sea freight transportation.....	483111		06/88	346.891	356.860	353.440	365.693	369.291
Primary services.....		483111-P	06/88	354.380	364.565	361.071	373.589	377.263
Deep sea freight transportation services.....		483111-5	06/88	354.380	364.565	361.071	373.589	377.263
Coastal and Great Lakes freight transport.....	483113		12/03	168.538	172.080	173.886	177.202	179.842

See footnotes at end of table.

Table 11. Producer price indexes for net output of selected industries and their products, not seasonally adjusted — Continued
 [January 2022]

Title ¹	Industry code	Product code	Index base	Unadjusted index ²				
				Sept. 2021	Oct. 2021 ^P	Nov. 2021 ^P	Dec. 2021 ^P	Jan. 2022 ^P
Coastal and Great Lakes freight transport. - Continued								
Primary services.....		483113-P	12/03	163.872	167.535	169.324	172.454	174.618
Coastal and intercoastal freight transportation.....		483113-1	12/03	134.023	138.459	140.030	143.528	145.610
Great Lakes - St. Lawrence Seaway freight transportation.....		483113-2	12/91	211.589	214.053	216.668	213.191	216.740
Coastal and intercoastal towing transportation.....		483113-3	12/03	241.829	241.829	243.752	248.749	249.967
Inland water transportation.....	4832		12/03	160.694	162.933	163.592	165.519	168.055
Inland water transportation.....	48321		12/03	160.697	162.936	163.595	165.522	168.058
Inland water freight transportation.....	483211		12/90	203.861	206.701	207.536	209.980	213.197
Primary services.....		483211-P	12/90	207.001	210.026	210.912	213.510	216.936
Inland water freight transportation services.....		483211-3	12/90	207.001	210.026	210.912	213.510	216.936
Truck transportation.....	484		12/03	168.530	171.815	176.993	179.401	182.172
General freight trucking.....	4841		12/03	178.904	182.922	189.990	192.922	196.052
General freight trucking, local.....	48411		12/03	164.391	169.113	171.159	171.035	173.882
General freight trucking, local.....	484110		12/03	164.407	169.127	171.175	171.051	173.898
Primary services.....		484110-P	06/93	179.834	186.698	188.118	187.939	191.673
General freight trucking services, local.....		484110-1	06/93	179.834	186.698	188.118	187.939	191.673
General freight trucking, local, truckload.....		484110-15	06/09	124.145	130.621	130.850	130.929	133.371
General freight trucking, local, less than truckload.....		484110-16	06/09	137.216	137.216	140.565	139.818	143.076
Other receipts.....		484110-SM	12/03	171.094	171.210	175.651	175.644	176.860
General freight trucking, long-distance.....	48412		12/03	182.298	186.146	194.376	198.020	201.214
General freight trucking, long-distance TL.....	484121		12/03	169.568	173.847	182.629	187.555	189.549
Primary services.....		484121-P	06/92	191.037	198.353	204.992	205.622	207.839
General freight trucking, long-distance, truckload.....		484121-2	06/92	191.037	198.353	204.992	205.622	207.839
General freight trucking, long-distance LTL.....	484122		12/03	209.299	211.703	217.984	217.853	224.298
Primary services.....		484122-P	06/92	352.878	356.931	367.521	367.300	378.166
General freight trucking, long-distance less than truckload.....		484122-1	06/92	352.878	356.931	367.521	367.300	378.166
Specialized freight trucking.....	4842		12/03	146.091	147.752	148.865	150.190	152.176
Used household and office goods moving.....	48421		12/03	154.592	153.632	153.728	155.368	155.652
Used household and office goods moving.....	484210		12/03	154.557	153.597	153.693	155.333	155.617
Primary services.....		484210-P	12/03	157.484	156.506	156.604	158.274	158.564
Used household and office goods moving, except local.....		484210-2	06/92	239.194	241.789	241.441	243.745	244.396
Residential moving services, except local.....		484210-21	09/15	128.726	130.676	130.173	131.197	131.660
Commercial and other goods moving services, except local.....		484210-22	09/15	109.701	109.426	110.101	111.731	111.731
Used household and office goods moving, local.....		484210-4	12/03	141.462	135.570	136.269	138.056	138.056
Residential moving services, local.....		484210-41	09/15	124.838	117.464	118.244	120.154	120.154
Commercial and other goods moving services, local.....		484210-42	09/15	107.745	109.663	109.717	110.099	110.099
Specialized freight (except used) trucking, local.....	48422		12/03	145.455	146.368	148.651	149.669	153.739
Specialized freight (except used goods) trucking, local.....	484220		12/03	145.463	146.376	148.659	149.678	153.747
Primary services.....		484220-P	06/93	177.436	178.525	181.297	182.326	187.423
Specialized freight (except used goods) trucking, local.....		484220-6	06/93	177.436	178.525	181.297	182.326	187.423
Local hazardous materials trucking (except waste).....		484220-601	06/13	121.150	122.574	122.574	122.574	128.195
Local agricultural products trucking without storage.....		484220-602	06/13	89.160	91.688	91.688	91.877	91.877
Dump trucking.....		484220-603	06/13	108.257	108.257	111.892	111.892	115.670
Local specialized trucking without storage.....		484220-604	06/13	108.332	108.332	109.195	111.558	114.297
Specialized freight (except used) trucking, long-distance.....	48423		12/03	143.033	146.434	146.814	148.308	148.950
Specialized freight (except used goods) trucking, long-distance.....	484230		12/03	143.038	146.440	146.819	148.314	148.955
Primary services.....		484230-P	06/01	139.484	143.082	143.463	144.995	145.413
Specialized freight (except used goods) trucking, long-distance.....		484230-6	06/01	139.484	143.082	143.463	144.995	145.413
Agricultural products trucking, long-distance.....		484230-602	06/13	115.383	118.989	118.324	120.549	122.339
All other specialized trucking, long-distance.....		484230-603	06/13	111.777	114.574	115.013	116.111	116.250
Other receipts.....		484230-SM	12/03	173.571	175.404	175.773	-	-
Pipeline transportation of crude oil.....	4861		12/03	260.526	260.689	260.689	260.689	258.956
Pipeline transportation of crude oil.....	48611		12/03	260.526	260.689	260.689	260.689	258.956
Pipeline transportation of crude oil.....	486110		06/86	288.728	288.908	288.908	288.908	286.988
Primary services.....		486110-P	06/86	289.618	289.804	289.804	289.804	287.815
Pipeline transportation of crude oil.....		486110-3	06/86	281.018	281.199	281.199	281.199	279.268
Trans-Alaskan Pipeline System transportation.....		486110-311	06/86	131.786	131.786	131.786	131.786	130.596
Pipeline transportation of crude petroleum, except on the Trans-Alaskan Pipeline System.....		486110-312	06/86	375.317	375.577	375.577	375.577	373.058
Other pipeline transportation.....	4869		12/03	190.798	190.793	190.793	190.793	191.593
Pipeline transportation of refined petroleum products.....	48691		12/03	190.798	190.793	190.793	190.793	191.593

See footnotes at end of table.

Table 11. Producer price indexes for net output of selected industries and their products, not seasonally adjusted — Continued
 [January 2022]

Title ¹	Industry code	Product code	Index base	Unadjusted index ²				
				Sept. 2021	Oct. 2021 ^P	Nov. 2021 ^P	Dec. 2021 ^P	Jan. 2022 ^P
Refined petroleum product pipeline transport.....	486910		06/86	218.351	218.345	218.345	218.345	219.260
Primary services.....		486910-P	06/86	218.712	218.706	218.706	218.706	219.623
Pipeline transportation of refined petroleum products.....		486910-1	06/86	221.834	221.828	221.828	221.828	222.758
Transportation support activities.....	488		12/03	156.053	154.105	153.151	157.528	154.523
Air transportation support activities.....	4881		12/96	193.415	190.623	189.671	190.442	189.566
Airport operations.....	48811		12/03	151.572	147.638	146.348	147.590	145.341
Other airport operations.....	488119		12/03	151.596	147.661	146.372	147.614	145.364
Primary services.....		488119-P	06/92	209.923	204.474	202.688	204.408	201.293
Aeronautical services.....		488119-5	06/14	122.005	119.416	119.513	119.513	118.413
Landing fees.....		488119-501	06/14	119.770	115.594	115.579	115.578	118.498
Terminal rental.....		488119-502	06/14	126.858	120.377	121.095	121.095	124.578
Other aeronautical services.....		488119-503	06/14	120.439	120.515	120.515	120.515	115.093
Non-aeronautical services.....		488119-6	06/14	114.590	110.481	107.279	110.181	107.084
Airport parking.....		488119-601	06/14	115.642	116.575	119.852	119.852	121.242
Lease space for rental cars.....		488119-602	06/14	144.744	125.854	103.406	121.591	111.167
Lease space for concessions.....		488119-603	06/92	133.567	135.442	135.851	127.909	113.646
Other non-aeronautical services.....		488119-604	06/14	107.172	103.088	103.088	103.088	103.109
Other air transportation support activities.....	48819		12/03	154.799	155.292	155.378	154.999	156.738
Other support activities for air transport.....	488190		12/03	154.794	155.287	155.373	154.995	156.733
Primary services.....		488190-P	06/92	199.081	199.625	199.695	199.292	201.372
Other air transportation support activities.....		488190-5	06/07	138.205	138.583	138.632	138.351	139.795
Water transportation support activities.....	4883		12/03	151.977	153.461	153.172	154.386	155.020
Port and harbor operations.....	48831		12/03	171.241	175.797	174.264	179.505	183.076
Port and harbor operations.....	488310		12/03	171.262	175.818	174.285	179.527	183.099
Primary services.....		488310-P	12/03	173.744	178.379	176.819	182.153	185.786
Port and harbor services.....		488310-1	12/03	173.744	178.379	176.819	182.153	185.786
Other receipts.....		488310-SM	12/03	158.742	159.129	159.129	159.136	159.136
Marine cargo handling.....	48832		12/03	151.241	152.283	152.281	152.303	152.303
Marine cargo handling.....	488320		12/91	170.357	171.531	171.529	171.553	171.553
Primary services.....		488320-P	12/91	166.042	167.246	167.243	167.268	167.268
Movement of containers.....		488320-8	12/98	149.055	150.219	150.220	150.245	150.245
Other marine cargo handling.....		488320-9	12/98	155.770	156.244	156.219	156.219	156.219
Navigational services to shipping.....	48833		12/03	142.958	142.958	142.958	144.056	143.875
Navigational services to shipping.....	488330		12/92	187.549	187.549	187.549	188.990	188.752
Primary services.....		488330-P	12/92	190.906	190.906	190.906	192.268	192.019
Navigational services to shipping and salvage.....		488330-1	12/92	190.906	190.906	190.906	192.268	192.019
Freight transportation arrangement.....	4885		12/96	151.694	149.069	147.852	155.246	149.917
Freight transportation arrangement.....	48851		12/96	151.694	149.069	147.852	155.246	149.917
Freight transportation arrangement.....	488510		12/94	154.788	152.110	150.868	158.413	152.976
Primary services.....		488510-P	12/94	156.290	153.490	152.221	159.641	153.923
Freight forwarding.....		488510-1	12/94	104.502	104.207	105.434	106.870	107.430
Arrangement of freight and cargo n.e.c.....		488510-2	12/94	205.576	200.385	196.733	209.861	198.150
U.S. Postal Service.....	491		06/89	255.319	257.916	257.916	257.916	255.602
U.S. Postal Service.....	4911		06/89	255.319	257.916	257.916	257.916	255.602
U.S. Postal Service.....	49111		06/89	255.319	257.916	257.916	257.916	255.602
U.S. Postal Service.....	491110		06/89	255.319	257.916	257.916	257.916	255.602
Primary services.....		491110-P	06/89	255.319	257.916	257.916	257.916	255.602
Mailing services (market dominant services).....		491110-7	12/12	125.532	125.708	125.708	125.708	125.654
First class mail.....		491110-71	06/89	225.564	226.124	226.124	226.124	225.954
Retail letters.....		491110-711	12/12	128.395	128.395	128.395	128.395	128.395
Commercial letters.....		491110-712	12/12	121.209	121.209	121.209	121.209	121.209
Retail and commercial flats.....		491110-713	12/12	119.389	119.389	119.389	119.389	119.389
Other first class mail and fees.....		491110-714	12/12	140.547	143.985	143.985	143.985	142.942
Periodicals mail.....		491110-72	06/89	294.311	294.311	294.311	294.311	294.311
Outside county.....		491110-721	06/89	300.568	300.568	300.568	300.568	300.568
Other periodicals mail and fees.....		491110-722	12/12	117.865	117.865	117.865	117.865	117.865
Standard class mail.....		491110-73	06/89	283.443	283.443	283.443	283.443	283.443
High density and saturation flats and parcels.....		491110-731	12/12	111.482	111.482	111.482	111.482	111.482
Carrier route basic mail.....		491110-732	12/12	118.541	118.541	118.541	118.541	118.541
Bulk letters.....		491110-733	12/12	124.608	124.608	124.608	124.608	124.608
Bulk flats.....		491110-734	12/12	129.901	129.901	129.901	129.901	129.901
Other standard mail and fees.....		491110-735	12/12	144.959	144.959	144.959	144.959	144.959

See footnotes at end of table.

Table 11. Producer price indexes for net output of selected industries and their products, not seasonally adjusted — Continued
 [January 2022]

Title ¹	Industry code	Product code	Index base	Unadjusted index ²				
				Sept. 2021	Oct. 2021 ^P	Nov. 2021 ^P	Dec. 2021 ^P	Jan. 2022 ^P
U.S. Postal Service - Continued								
Package services mail.....		491110-74	06/89	280.735	280.735	280.735	280.735	280.735
Special services and fees.....		491110-75	06/89	298.695	298.695	298.695	298.695	298.695
Shipping services (competitive services).....		491110-8	12/12	160.199	167.106	167.106	167.106	160.456
Domestic priority mail.....		491110-81	06/89	385.839	408.119	408.119	408.119	383.977
Other shipping services and shipping special services & fees.....		491110-82	12/12	179.057	184.121	184.121	184.121	180.514
Couriers and messengers.....	492		12/03	258.714	260.666	263.079	262.241	279.672
Couriers and express delivery services.....	4921		12/03	267.883	268.995	271.605	270.698	289.457
Couriers and express delivery services.....	49211		12/03	267.896	269.009	271.619	270.712	289.472
Couriers and express delivery services.....	492110		12/03	267.860	268.973	271.582	270.676	289.433
Primary services.....		492110-P	12/03	268.809	269.928	272.553	271.641	290.506
Standard courier services.....		492110-1	12/92	399.610	399.951	403.023	403.023	430.106
Expedited courier services.....		492110-2	12/87	395.035	399.539	405.194	400.921	430.724
Domestic expedited courier services.....		492110-201	12/98	355.706	359.815	364.890	361.081	391.867
International expedited courier services.....		492110-202	12/98	318.214	321.719	326.313	322.785	337.924
Local messengers and local delivery.....	4922		12/03	139.671	151.380	151.379	151.379	152.461
Local messengers and local delivery.....	49221		12/03	139.384	151.069	151.068	151.068	152.148
Local messengers and local delivery.....	492210		12/03	139.360	151.043	151.042	151.042	152.122
Primary services.....		492210-P	12/92	179.791	194.864	194.862	194.862	196.256
Local messengers and local delivery services.....		492210-1	12/92	179.791	194.864	194.862	194.862	196.256
Warehousing and storage.....	493		12/06	118.177	121.009	119.271	122.188	130.779
Warehousing and storage.....	4931		12/06	118.137	120.968	119.231	122.147	130.735
General warehousing and storage.....	49311		12/03	119.541	123.535	120.432	124.439	134.927
General warehousing and storage.....	493110		12/03	119.613	123.609	120.505	124.514	135.008
Primary services.....		493110-P	06/93	130.985	135.361	131.961	136.352	147.844
General warehousing and storage services.....		493110-1	06/93	130.985	135.361	131.961	136.352	147.844
Refrigerated warehousing and storage.....	49312		12/03	134.960	133.484	137.450	136.412	139.511
Refrigerated warehousing and storage.....	493120		12/91	148.315	146.693	151.051	149.911	153.316
Primary services.....		493120-P	12/91	148.572	146.947	151.313	150.171	153.581
Warehousing and storage of refrigerated goods.....		493120-2	12/91	148.741	147.115	151.486	150.342	153.757
Farm product warehousing and storage.....	49313		12/03	129.683	129.647	129.631	129.690	129.778
Farm product warehousing and storage.....	493130		12/92	150.781	150.740	150.721	150.790	150.891
Primary services.....		493130-P	12/92	149.311	149.311	149.311	149.311	149.311
Farm product warehousing and storage services.....		493130-1	12/92	149.311	149.311	149.311	149.311	149.311
Publishing industries, except Internet.....	511		12/03	119.108	119.476	119.537	118.861	119.692
Newspaper, book, and directory publishers.....	5111		12/03	139.810	139.261	139.801	140.210	139.987
Newspaper publishers.....	51111		12/79	551.098	556.233	558.393	560.956	569.869
Newspaper publishers.....	511110		12/79	552.684	557.833	559.999	562.570	571.509
Primary services.....		511110-P	12/79	567.049	572.333	574.555	577.193	586.364
Newspaper advertising sales.....		511110-5	09/15	89.362	90.327	90.327	90.519	91.983
Newspaper advertising sales, print only.....		511110-51	09/15	88.292	89.430	89.479	88.812	90.587
Newspaper advertising sales, digital only and print and digital bundled.....		511110-52	09/15	96.072	96.072	95.798	100.822	100.548
Newspaper subscription and single copy sales.....		511110-6	09/15	158.934	160.113	161.534	162.783	165.312
Newspaper subscriptions, print only.....		511110-61	09/15	158.181	158.956	160.405	161.711	163.278
Newspaper subscriptions, online only and print and online bundled.....		511110-62	09/15	166.739	172.004	173.143	173.812	186.072
Periodical publishers.....	51112		12/79	452.443	441.652	442.454	441.317	441.012
Periodical publishers.....	511120		12/79	452.391	441.630	442.433	441.299	441.009
Primary services.....		511120-P	12/79	455.340	454.733	455.742	455.742	461.071
Periodicals, advertising sales.....		511120-2	12/14	102.119	101.908	102.259	102.259	104.114
Specialized business and professional periodicals, advertising sales.....		511120-21	12/79	449.774	449.774	449.774	449.774	466.031
General and consumer periodicals, advertising sales.....		511120-22	12/79	637.861	636.347	638.862	638.862	648.761
Periodicals, subscriptions and single copy sales.....		511120-5	12/14	112.348	112.348	112.348	112.348	112.348
Specialized business and professional periodicals, subscriptions and single copy sales.....		511120-51	12/79	572.004	572.004	572.004	572.004	572.004
General and consumer periodicals, subscriptions and single copy sales.....		511120-52	12/06	111.881	111.881	111.881	111.881	111.881
Book publishers.....	51113		12/84	352.312	351.667	353.344	357.459	346.240
Book publishers.....	511130		12/80	479.758	478.879	481.164	486.770	471.486
Primary services.....		511130-P	12/80	485.952	485.012	487.455	493.449	477.107
Print book publishing.....		511130-F	09/15	116.943	117.560	117.842	119.027	114.049
General adult and juvenile book publishing.....		511130-F1	06/09	104.998	105.035	105.441	106.015	105.733
General adult book publishing.....		511130-F11	06/09	108.331	108.545	109.317	110.824	110.472

See footnotes at end of table.

Table 11. Producer price indexes for net output of selected industries and their products, not seasonally adjusted — Continued
[January 2022]

Title ¹	Industry code	Product code	Index base	Unadjusted index ²				
				Sept. 2021	Oct. 2021 ^P	Nov. 2021 ^P	Dec. 2021 ^P	Jan. 2022 ^P
Book publishers - Continued								
Juvenile book publishing.....		511130-F12	06/09	95.735	95.317	94.785	92.968	92.865
Textbook publishing, including teachers' editions and workbooks.....		511130-F2	12/80	816.499	826.751	831.691	824.035	822.752
College textbook publishing.....		511130-F21	12/80	892.156	927.371	912.847	886.550	882.143
Elementary and high school textbook publishing.....		511130-F22	12/02	179.284	179.284	182.236	182.236	182.236
Technical, scientific, and professional book publishing.....		511130-F3	12/80	755.181	752.456	752.415	776.770	700.377
General reference book publishing.....		511130-F4	12/80	216.354	215.042	224.211	224.211	206.261
Religious book publishing.....		511130-F5	12/80	219.829	230.322	225.536	222.571	224.644
Digital book publishing.....		511130-G	09/15	106.951	103.106	104.964	107.394	108.307
Ebook publishing.....		511130-G1	09/15	108.616	103.373	106.774	110.467	109.346
Other digital book publishing.....		511130-G2	09/15	103.750	102.592	101.484	101.484	106.309
Other receipts.....		511130-SM	12/80	398.155	398.155	398.155	398.155	398.155
Directory and mailing list publishers.....	51114		12/03	117.772	118.275	118.529	117.082	120.517
Directory and mailing list publishers.....	511140		12/03	117.760	118.262	118.517	117.070	120.504
Primary services.....		511140-P	12/03	116.189	116.701	116.961	115.484	118.789
Directory and mailing list publishing - advertising sales incl. telephone directory listings.....		511140-1	09/84	267.712	267.712	267.712	267.712	267.716
Directory and mailing list publishing - subscription, content, and licensing sales.....		511140-5	01/08	128.664	131.517	132.961	124.742	143.122
Other publishers.....	51119		12/03	113.276	113.463	115.074	115.065	115.252
Greeting card publishers.....	511191		12/85	199.692	199.807	203.448	203.426	203.269
Primary services.....		511191-P	12/85	217.546	217.671	221.968	221.970	221.737
Greeting card publishing.....		511191-3	12/85	219.747	219.874	224.214	224.216	223.980
Other receipts.....		511191-SM	12/85	169.116	169.216	169.298	169.042	169.478
All other publishers.....	511199		12/03	123.363	123.916	124.372	124.372	125.364
Primary services.....		511199-P	12/03	124.543	125.129	125.612	125.612	126.663
All other publishing including yearbooks, art prints, patterns, and trading cards.....		511199-6	12/03	124.543	125.129	125.612	125.612	126.663
Software publishers.....	5112		12/03	92.523	93.238	93.078	92.018	93.193
Software publishers.....	51121		12/03	92.523	93.238	93.078	92.018	93.193
Software publishers.....	511210		12/97	87.453	88.129	87.977	86.980	88.090
Primary services.....		511210-P	12/97	90.279	91.131	90.905	91.094	91.934
Software publishing, except games.....		511210-5	06/06	99.266	100.331	99.816	100.111	100.094
Application software publishing.....		511210-502	12/97	107.606	109.493	108.704	108.792	108.122
Desktop and portable device application software publishing.....		511210-50201	06/06	100.602	101.699	99.541	99.709	98.427
Other application software publishing.....		511210-50202	06/06	123.164	125.984	126.484	126.500	126.380
Software maintenance, technical support, and other services related to software publishing.....		511210-504	12/97	161.737	161.737	161.737	161.737	162.748
Game software publishing.....		511210-7	12/13	69.061	67.728	71.698	70.489	85.773
Broadcasting, except Internet.....	515		12/03	127.520	128.719	132.825	133.693	132.791
Radio and television broadcasting.....	5151		06/01	99.526	99.685	103.244	103.949	99.918
Radio broadcasting.....	51511		12/03	102.624	100.612	106.194	104.812	97.907
Radio broadcasting.....	515110		06/88	185.370	181.742	191.811	189.318	176.861
Primary services.....		515110-P	06/88	186.566	182.571	193.714	190.912	177.222
Radio station services.....		515110-1	06/88	199.278	193.625	209.392	205.427	186.057
Radio station advertising sales.....		515110-101	06/88	193.102	186.697	204.562	200.070	178.121
Radio station advertising sales, local.....		515110-10101	12/95	141.966	138.592	152.607	146.176	132.773
Radio station advertising sales, national and regional.....		515110-10102	12/95	136.542	128.290	138.468	144.011	120.872
Other radio station services.....		515110-102	12/03	141.978	141.978	141.978	141.978	141.978
Radio network and national syndication services.....		515110-2	12/95	117.746	117.746	117.746	117.746	117.746
Other receipts.....		515110-SM	12/03	133.858	133.785	133.567	133.944	133.500
Television broadcasting.....	51512		12/03	92.784	93.733	96.476	97.846	95.019
Television broadcasting.....	515120		06/01	93.564	94.520	97.288	98.666	95.814
Primary services.....		515120-P	06/01	83.385	84.075	86.699	87.497	84.938
Television advertising sales.....		515120-3	06/08	88.150	89.041	92.427	93.456	90.155
Other television broadcasting services.....		515120-4	06/08	117.939	117.939	117.939	117.939	117.939
Other receipts.....		515120-SM	06/01	104.915	107.059	107.964	112.737	110.571
Cable and other subscription programming.....	5152		12/03	148.355	150.307	154.844	155.819	157.168
Cable and other subscription programming.....	51521		12/03	150.910	152.896	157.510	158.502	159.874
Cable and other subscription programming.....	515210		12/03	148.424	150.376	154.915	155.891	157.240
Primary services.....		515210-P	12/03	155.064	157.105	161.846	162.866	164.275
Cable network advertising services.....		515210-1	06/93	190.241	198.977	219.280	223.644	215.233
Cable network programming services.....		515210-2	06/93	263.874	263.874	263.874	263.874	271.922
Telecommunications.....	517		12/03	102.189	102.535	102.106	102.336	102.692

See footnotes at end of table.

Table 11. Producer price indexes for net output of selected industries and their products, not seasonally adjusted — Continued
 [January 2022]

Title ¹	Industry code	Product code	Index base	Unadjusted index ²				
				Sept. 2021	Oct. 2021 ^P	Nov. 2021 ^P	Dec. 2021 ^P	Jan. 2022 ^P
Wired and wireless telecommunications carriers.....	5173		12/17	104.678	105.034	104.593	104.830	105.197
Wired and wireless telecommunications carriers.....	51731		12/17	104.678	105.034	104.593	104.830	105.197
Wired telecommunications carriers.....	517311		12/03	126.493	127.147	126.481	126.903	127.584
Primary products.....		517311-P	12/03	126.319	126.972	126.307	126.729	127.409
Local telephone service, except private lines.....		517311-1	12/03	145.069	145.034	145.030	145.030	145.180
Residence local telephone service.....		517311-111	12/03	159.187	159.187	159.187	159.187	159.187
Business and other local telephone service.....		517311-112	12/03	127.624	127.541	127.534	127.534	127.883
Public switched toll service.....		517311-2	12/03	124.242	125.587	126.936	127.104	128.051
Residence switched toll service.....		517311-21	12/03	180.693	183.505	185.864	184.942	186.867
Business switched toll and other toll service.....		517311-22	12/03	63.619	63.867	64.353	65.040	65.243
Private line telephone service.....		517311-3	12/03	94.669	94.669	94.669	94.669	94.669
All-distance telephone service.....		517311-4	12/11	138.013	138.013	138.010	138.010	137.949
Video programming distribution.....		517311-5	12/03	160.413	160.413	160.413	160.413	163.735
Video programming subscriber services.....		517311-501	06/93	226.228	226.228	226.228	226.228	231.263
Advertising services.....		517311-502	06/93	128.596	128.596	128.596	128.596	128.596
Internet access services.....		517311-6	06/04	60.546	60.494	60.494	60.562	60.573
Residential Internet access services.....		517311-601	12/11	89.389	89.229	89.229	89.439	89.473
Business Internet access services.....		517311-602	12/11	98.314	98.314	98.314	98.314	98.314
Bundled access services.....		517311-7	12/11	118.058	119.393	117.645	118.580	118.822
Other wired telecommunications services.....		517311-9	12/03	105.104	105.104	105.104	105.104	105.104
Wireless telecommunications carriers.....	517312		06/99	43.327	43.326	43.232	43.240	43.233
Primary services.....		517312-P	06/99	42.822	42.821	42.728	42.736	42.730
Wireless telecommunications services.....		517312-1	06/99	42.822	42.821	42.728	42.736	42.730
Data processing and related services.....	5182		12/03	111.581	111.779	111.773	111.791	110.777
Data processing and related services.....	51821		12/03	111.581	111.779	111.773	111.791	110.777
Data processing, hosting and related services.....	518210		12/00	115.177	115.381	115.375	115.393	114.347
Primary services.....		518210-P	12/00	111.279	111.553	111.544	111.569	110.167
Business process management services.....		518210-1	12/00	104.238	104.238	104.238	104.333	104.322
Data management, information transformation, and related services.....		518210-4	12/00	105.332	105.358	105.358	105.358	105.358
Hosting, ASP, and other IT infrastructure provisioning services.....		518210-5	12/06	112.875	113.366	113.350	113.357	110.781
Other receipts.....		518210-SM	12/00	128.221	128.221	128.221	128.221	128.221
Internet publishing and web search portals.....	519130		12/09	89.316	90.264	90.551	90.875	90.157
Primary services.....		519130-P	12/09	89.556	89.059	89.392	89.758	89.864
Internet publishing and web search portals - advertising sales.....		519130-1	12/09	68.028	67.085	67.545	68.063	68.328
Internet publishing and web search portals - subscription, content access, and licensing sales.....		519130-2	12/09	126.497	126.724	126.856	126.978	126.825
Depository credit intermediation.....	5221		12/03	101.927	100.597	102.451	100.849	102.837
Commercial banking.....	52211		12/03	103.397	101.913	103.969	102.136	104.351
Commercial banking.....	522110		12/03	103.397	101.913	103.969	102.136	104.351
Primary services.....		522110-P	12/03	103.397	101.913	103.969	102.136	104.351
Loan services.....		522110-1	12/03	149.592	145.700	150.549	149.716	153.801
Residential real estate loans, except home equity.....		522110-101	12/03	95.244	93.461	97.131	98.549	98.096
Nonresidential real estate loans.....		522110-102	12/03	267.454	256.934	267.159	261.430	279.484
Home equity loans.....		522110-103	12/03	179.559	177.587	178.197	178.375	180.845
Commercial, industrial, and agricultural loans, except real estate.....		522110-105	12/03	118.302	115.071	120.679	120.513	121.762
New and used auto and truck loans.....		522110-106	12/03	97.588	92.126	96.641	91.952	95.734
Credit cards, overdraft credit, and related plans.....		522110-107	12/03	155.887	151.406	154.533	150.332	154.685
Other loan services.....		522110-108	12/03	101.683	101.076	100.956	101.085	104.837
Deposit services.....		522110-2	12/03	59.000	59.421	59.531	56.821	57.596
Demand deposits.....		522110-201	12/11	85.021	85.237	86.233	80.307	82.241
Time and other deposits.....		522110-202	12/11	131.632	133.065	132.251	128.760	129.454
Trust services.....		522110-3	12/03	111.890	111.986	107.873	107.873	107.961
Other banking services.....		522110-4	12/03	104.053	103.448	103.768	103.452	103.892
Savings institutions.....	52212		12/03	92.757	93.242	92.738	93.872	93.210
Savings institutions.....	522120		12/03	92.757	93.243	92.738	93.873	93.211
Primary services.....		522120-P	12/03	92.907	93.393	92.888	94.024	93.361
Loan services.....		522120-1	12/03	99.569	99.882	99.222	100.673	99.738
Residential real estate loans, except home equity.....		522120-101	12/03	88.249	89.493	86.400	88.805	86.119
Nonresidential real estate loans.....		522120-102	12/03	150.897	151.277	155.256	154.633	154.682
Home equity loans.....		522120-103	12/03	195.760	190.142	202.963	212.834	217.479
Commercial, industrial, and agricultural loans, except real estate.....		522120-105	12/03	153.255	149.295	162.094	156.533	160.258
New and used auto and truck loans.....		522120-106	12/03	82.965	82.256	90.631	84.792	87.584
Credit cards, overdraft credit, and related plans.....		522120-109	12/11	106.671	105.060	103.126	100.860	103.252
Other loan services.....		522120-111	12/03	82.204	81.327	82.795	84.489	87.896
Deposit services.....		522120-2	12/03	96.239	97.094	96.746	97.573	97.189

See footnotes at end of table.

Table 11. Producer price indexes for net output of selected industries and their products, not seasonally adjusted — Continued
 [January 2022]

Title ¹	Industry code	Product code	Index base	Unadjusted index ²				
				Sept. 2021	Oct. 2021 ^P	Nov. 2021 ^P	Dec. 2021 ^P	Jan. 2022 ^P
Savings institutions - Continued								
Demand deposits.....		522120-201	12/11	87.386	87.063	85.591	84.360	84.682
Time and other deposits.....		522120-202	12/11	133.458	135.054	135.001	136.886	136.104
Trusts and other banking services.....		522120-3	12/03	152.640	152.640	152.640	153.066	155.209
Security, commodity contracts and like activity.....	523		12/03	231.987	225.933	234.183	233.208	235.260
Securities and commodity contracts intermediation and brokerage.....	5231		06/00	140.513	134.027	141.162	140.557	138.327
Investment banking and securities dealing.....	52311		12/03	289.688	272.444	291.264	291.153	290.044
Investment banking and securities dealing.....	523110		12/03	287.698	270.573	289.263	289.153	288.051
Primary services.....		523110-P	12/03	306.432	288.192	308.099	307.982	306.809
Dealer transactions.....		523110-2	06/00	151.463	125.872	153.974	152.220	149.830
Dealer transactions, equity securities.....		523110-201	06/05	194.251	153.471	196.312	194.237	191.912
Dealer transactions, debt securities and all other trading.....		523110-202	06/00	118.623	115.395	123.038	121.296	117.859
Investment banking services.....		523110-3	06/00	278.214	278.211	278.090	279.892	280.622
Other securities dealing services.....		523110-4	12/03	39.380	35.733	39.273	37.103	36.941
Securities brokerage.....	52312		12/03	82.526	80.805	82.780	81.812	78.621
Securities brokerage.....	523120		12/03	82.484	80.764	82.737	81.770	78.580
Primary services.....		523120-P	12/03	81.903	80.195	82.154	81.194	78.026
Brokerage services.....		523120-1	06/00	58.387	55.415	58.340	57.834	56.532
Brokerage services, equities and ETFs.....		523120-101	06/00	51.642	47.559	51.571	50.821	49.057
Brokerage services, all other securities.....		523120-102	06/00	74.566	74.542	74.579	74.720	74.647
Other securities related services including margin lending and mutual fund sales.....		523120-4	06/00	96.709	96.433	97.231	95.919	91.231
Portfolio management.....	52392		12/03	327.808	323.393	331.631	330.802	337.212
Portfolio management.....	523920		06/02	323.584	319.226	327.358	326.540	332.867
Primary services.....		523920-P	06/02	341.537	336.938	345.520	344.657	351.336
Mutual fund and exchange traded fund management.....		523920-1	06/02	450.835	442.295	463.645	463.104	467.229
Management of equity funds.....		523920-101	01/17	240.359	233.942	251.622	251.248	253.876
Management of bond funds.....		523920-102	01/17	116.891	116.318	116.185	116.088	116.281
Management of other funds.....		523920-103	01/17	100.986	100.494	100.587	100.560	101.605
Private portfolio management.....		523920-2	06/02	286.534	284.006	285.805	284.758	292.889
Management of equity private portfolios.....		523920-201	01/17	154.807	150.929	152.743	151.674	159.737
Management of bond private portfolios.....		523920-202	01/17	102.849	103.164	103.115	103.064	103.567
Management of other private portfolios.....		523920-203	01/17	121.029	122.763	122.839	122.885	122.792
Investment advice.....	52393		12/03	255.444	245.981	258.685	254.704	262.005
Investment advice.....	523930		12/03	255.383	245.922	258.623	254.643	261.942
Primary services.....		523930-P	06/02	260.578	250.924	263.884	259.823	267.271
Investment advisory services.....		523930-1	06/02	260.578	250.924	263.884	259.823	267.271
Insurance carriers and related activities.....	524		12/03	143.720	143.669	143.675	143.818	144.450
Insurance carriers.....	5241		12/03	144.240	144.186	144.190	144.338	144.985
Direct life/health/medical insurance carriers.....	52411		12/03	149.638	149.630	149.606	149.593	150.593
Direct life insurance carriers.....	524113		12/98	116.554	116.574	116.442	116.435	116.890
Primary services.....		524113-P	12/98	116.342	116.362	116.230	116.224	116.678
Life insurance policies.....		524113-1	12/98	109.759	109.752	109.552	109.552	110.295
Individual life insurance policies.....		524113-101	12/98	116.950	116.960	117.276	117.276	118.325
Term life insurance policies.....		524113-10101	12/98	113.214	113.251	113.163	113.163	113.361
Whole life insurance policies.....		524113-10102	12/98	120.369	120.369	121.152	121.152	123.007
Universal life insurance policies.....		524113-10103	12/98	115.923	115.921	115.916	115.916	116.727
Variable-universal and other individual life insurance policies.....		524113-10105	12/17	102.719	102.719	102.719	102.719	102.719
Group life insurance policies.....		524113-102	12/98	92.329	92.273	90.509	90.509	90.356
Annuities.....		524113-2	12/98	152.761	152.903	153.005	152.970	152.430
Variable deferred annuities.....		524113-201	12/98	187.922	187.922	187.922	187.922	187.922
Fixed-rate deferred annuities.....		524113-202	12/98	115.951	116.503	116.485	116.485	115.135
Immediate annuities.....		524113-203	12/98	147.365	146.599	147.843	147.441	147.090
Disability insurance policies.....		524113-3	06/06	103.115	103.115	103.115	103.115	102.981
Direct health and medical insurance carriers.....	524114		12/02	190.585	190.559	190.595	190.576	192.041
Primary services.....		524114-P	12/02	193.399	193.372	193.410	193.389	194.909
Medical service plans.....		524114-1	12/02	202.060	202.030	202.071	202.049	203.683
Comprehensive medical service plans.....		524114-101	12/02	205.403	205.446	205.494	205.468	207.284
Group managed care medical service plans.....		524114-10101	12/02	205.130	205.197	205.272	205.232	207.292
Group fee-for-service medical service plans.....		524114-10102	12/02	184.644	184.644	184.644	184.644	184.644
Individual comprehensive medical service plans.....		524114-10103	12/02	309.415	309.415	309.415	309.415	311.696
Non-comprehensive medical service plans.....		524114-103	06/07	127.113	126.815	126.815	126.815	127.247
Dental service plans.....		524114-10301	12/02	135.889	135.186	135.186	135.186	135.155
Supplemental Medicare service plans.....		524114-10302	12/02	156.243	156.256	156.256	156.256	157.974

See footnotes at end of table.

Table 11. Producer price indexes for net output of selected industries and their products, not seasonally adjusted — Continued
[January 2022]

Title ¹	Industry code	Product code	Index base	Unadjusted index ²				
				Sept. 2021	Oct. 2021 ^P	Nov. 2021 ^P	Dec. 2021 ^P	Jan. 2022 ^P
Direct health and medical insurance carriers - Continued								
Other medical service plans.....		524114-10303	12/02	168.556	168.556	168.556	168.556	168.613
Indemnity health insurance plans.....		524114-2	12/02	113.892	113.892	113.892	113.892	113.892
Other direct insurance carriers.....	52412		12/98	156.868	156.705	156.775	157.302	157.284
Direct property and casualty insurers.....	524126		06/98	156.984	156.820	156.890	157.417	157.399
Primary services.....		524126-P	06/98	157.117	156.953	157.023	157.551	157.533
Private passenger auto insurance.....		524126-1	06/98	185.476	185.011	185.030	186.029	186.062
Homeowner's insurance.....		524126-2	06/98	216.352	216.480	216.409	216.496	216.430
Commercial auto insurance.....		524126-3	06/98	129.019	128.960	128.454	127.930	126.898
Non-auto liability insurance.....		524126-4	06/98	123.539	123.549	123.445	123.288	124.292
Medical malpractice insurance.....		524126-402	06/98	115.709	115.709	115.709	115.709	119.727
Product and other non-auto liability insurance.....		524126-403	06/98	125.058	125.070	124.942	124.748	125.047
Commercial multiple peril insurance.....		524126-5	06/98	134.227	134.244	135.571	137.802	137.802
Worker's compensation insurance.....		524126-6	06/98	90.152	90.131	90.016	90.016	88.640
Other property and casualty insurance.....		524126-7	12/03	116.722	116.716	116.817	116.856	117.282
Insurance agencies and brokerages.....	52421		12/03	113.197	113.259	113.276	113.286	113.326
Insurance agencies and brokerages.....	524210		12/02	117.203	117.267	117.285	117.295	117.337
Primary services.....		524210-P	12/02	117.947	118.014	118.033	118.044	118.087
Sale of property and casualty insurance.....		524210-1	12/02	119.108	119.221	119.226	119.243	119.285
Sale of personal property and casualty insurance.....		524210-101	06/09	115.045	115.045	115.055	115.090	115.092
Sale of private passenger auto insurance.....		524210-10101	12/02	118.193	118.193	118.193	118.246	118.227
Sale of homeowner's insurance.....		524210-10102	12/02	125.439	125.439	125.439	125.439	125.501
Sale of other personal property and casualty insurance.....		524210-10103	06/09	101.601	101.601	101.730	101.730	101.730
Sale of commercial property and casualty insurance.....		524210-102	12/02	120.598	120.820	120.820	120.820	120.900
Sale of life insurance and annuities.....		524210-2	12/02	106.082	106.082	106.201	106.201	106.201
Sale of health and medical insurance.....		524210-3	12/02	133.079	133.079	133.079	133.079	133.079
Sale of other insurance.....		524210-4	12/02	103.107	103.107	103.107	103.107	103.231
Lessors of nonresidential buildings (except miniwarehouses).....	53112		12/03	134.348	132.399	132.923	133.851	135.453
Lessors of nonresidential buildings.....	531120		12/95	157.176	154.897	155.510	156.595	158.469
Primary services.....		531120-P	12/95	152.735	150.520	151.115	152.170	153.991
Leasing of shopping centers and retail stores.....		531120-1	12/95	140.225	134.934	133.100	137.755	142.357
Leasing of professional and office buildings.....		531120-2	12/95	164.356	165.996	168.132	168.450	167.675
Leasing of manufacturing and industrial buildings.....		531120-3	12/95	132.630	132.903	132.937	133.379	134.425
Leasing of other nonresidential buildings and facilities.....		531120-7	12/02	160.342	148.975	154.164	141.295	144.279
Lessors of miniwarehouse and self storage units.....	53113		12/03	164.948	167.159	167.705	169.724	169.066
Miniwarehouse and self-storage unit operators.....	531130		12/03	164.938	167.149	167.695	169.714	169.056
Primary services.....		531130-P	06/93	250.646	254.006	254.836	257.903	256.903
Miniwarehouse and self-storage unit operation.....		531130-1	06/93	250.646	254.006	254.836	257.903	256.903
Offices of real estate agents and brokers.....	5312		12/03	172.150	172.634	173.141	173.639	174.630
Offices of real estate agents and brokers.....	53121		12/03	172.150	172.634	173.141	173.639	174.631
Offices of real estate agents and brokers.....	531210		12/03	172.039	172.522	173.029	173.526	174.517
Primary services.....		531210-P	12/03	172.060	172.543	173.050	173.548	174.539
Real estate brokerage, residential property sales and leases.....		531210-1	12/95	236.625	236.818	237.592	238.024	238.874
Real estate brokerage, nonresidential property sales and leases including land sales and leases.....		531210-6	12/06	137.617	139.236	139.439	140.497	142.632
Real estate brokerage, nonresidential property sales including land sales.....		531210-601	12/09	150.210	153.412	153.850	156.082	160.057
Real estate brokerage, nonresidential property leases including land leases.....		531210-602	12/09	127.416	127.618	127.612	127.616	128.105
Real estate property managers.....	53131		12/03	122.153	122.183	122.446	123.162	123.167
Residential property managers.....	531311		12/03	136.151	135.993	136.289	137.316	137.381
Primary services.....		531311-P	12/03	138.155	137.995	138.296	139.338	139.404
Residential property management services.....		531311-1	12/95	144.315	144.148	144.461	145.550	145.619
Nonresidential property managers.....	531312		12/03	99.073	99.433	99.643	99.820	99.717
Primary services.....		531312-P	12/03	99.073	99.433	99.643	99.820	99.717
Nonresidential property management services.....		531312-1	12/95	110.001	110.401	110.634	110.831	110.716
Offices of real estate appraisers.....	531320		12/03	108.588	108.102	108.861	110.422	110.680
Primary services.....		531320-P	12/03	110.283	109.790	110.560	112.146	112.408
Real estate appraisal services.....		531320-1	12/95	117.874	117.347	118.170	119.865	120.145
Automotive equipment rental and leasing.....	5321		06/01	149.734	156.753	154.495	152.038	144.599
Passenger car rental and leasing.....	53211		12/03	136.301	145.322	142.195	138.932	131.850
Passenger car rental.....	532111		12/91	200.058	213.300	208.710	203.921	193.525
Primary services.....		532111-P	12/91	199.034	212.208	207.642	202.877	192.535
Standard passenger car rental.....		532111-2	12/91	191.886	207.663	201.625	195.652	182.310
Passenger car rental for business travel.....		532111-211	12/98	88.916	94.452	91.586	90.305	86.500

See footnotes at end of table.

Table 11. Producer price indexes for net output of selected industries and their products, not seasonally adjusted — Continued
 [January 2022]

Title ¹	Industry code	Product code	Index base	Unadjusted index ²				
				Sept. 2021	Oct. 2021 ^P	Nov. 2021 ^P	Dec. 2021 ^P	Jan. 2022 ^P
Passenger car rental - Continued								
Passenger car rental for leisure travel.....		532111-221	12/98	199.337	217.206	210.992	203.547	187.705
Replacement passenger car rental.....		532111-3	12/91	250.780	254.705	255.691	255.370	256.228
Truck, utility trailer and RV rental and leasing.....	53212		12/03	135.960	136.595	136.880	136.886	130.811
Truck, utility trailer, and RV rental and leasing.....	532120		06/91	156.088	156.817	157.142	157.149	150.204
Primary services.....		532120-P	06/91	152.059	152.802	153.202	153.215	145.286
Rental of trucks, truck trailers, RVs.....		532120-1	06/91	161.327	163.673	164.253	163.710	143.593
Leasing of trucks, truck trailers, and RVs.....		532120-4	06/91	138.874	138.620	138.892	139.238	139.016
Other receipts.....		532120-SM	06/91	175.556	176.146	175.956	175.917	175.918
Other heavy machinery rental and leasing.....	532412		12/03	121.642	122.168	122.623	122.993	123.450
Primary services.....		532412-P	12/03	110.759	110.948	111.682	111.611	111.345
Construction equipment rental and leasing.....		532412-1	12/03	118.254	118.545	119.681	119.571	119.159
Oilfield and well drilling equipment rental and leasing.....		532412-2	12/03	94.347	94.347	94.347	94.347	94.347
Other receipts.....		532412-SM	12/03	169.558	170.866	170.866	172.189	174.174
Legal services.....	5411		12/96	244.109	245.326	245.074	245.279	251.869
Offices of lawyers.....	54111		12/96	244.109	245.326	245.074	245.279	251.869
Offices of lawyers.....	541110		12/96	244.109	245.326	245.074	245.279	251.869
Primary services.....		541110-P	12/96	243.362	244.575	244.324	244.528	251.098
Labor and employment legal services.....		541110-A	12/14	113.157	115.391	113.863	114.704	117.440
Criminal legal services.....		541110-B	12/14	100.346	100.346	100.346	100.346	100.847
Other legal services.....		541110-C	12/14	111.389	111.389	111.389	111.389	111.051
Real estate legal services.....		541110-2	12/96	227.470	228.251	228.699	228.899	244.761
Civil negligence legal services.....		541110-3	12/96	184.396	185.087	185.117	185.173	191.568
Defendant representation.....		541110-301	12/96	240.854	242.325	242.378	242.483	248.942
Plaintiff representation.....		541110-302	12/96	122.587	122.587	122.597	122.607	128.391
Wills, estate planning, and probate.....		541110-6	12/96	227.043	227.043	227.043	227.043	222.320
Business and commercial legal services.....		541110-9	12/14	138.366	139.260	139.113	139.210	143.822
Tax legal services.....		541110-901	12/14	140.604	140.637	140.593	140.593	151.085
Intellectual property legal services.....		541110-902	12/14	132.530	132.435	131.767	132.983	138.942
Bankruptcy and other business and commercial legal services.....		541110-903	12/14	139.233	140.344	140.280	140.192	144.245
Offices of certified public accountants.....	541211		12/03	126.430	125.943	126.170	126.774	128.355
Primary services.....		541211-P	12/03	128.491	127.884	128.032	128.711	130.286
Other accounting services.....		541211-A	12/08	104.242	101.682	102.119	107.461	108.883
Financial auditing.....		541211-4	06/95	158.451	157.199	157.083	156.672	159.970
Tax preparation and planning.....		541211-5	06/95	167.588	168.690	168.939	167.729	168.961
Bookkeeping and compilation.....		541211-9	12/08	130.938	130.379	130.549	131.091	130.443
Other accounting services.....	541219		12/03	146.767	147.227	148.224	149.676	149.676
Primary services.....		541219-P	12/03	146.916	147.377	148.375	149.829	149.829
Other accounting services (non-CPA firms).....		541219-1	12/03	146.916	147.377	148.375	149.829	149.829
Architectural, engineering and related services.....	5413		12/96	175.054	175.733	175.854	175.829	181.077
Architectural services.....	54131		12/03	121.629	121.693	121.887	122.459	122.538
Architectural services.....	541310		12/96	146.869	146.945	147.179	147.870	147.965
Primary services.....		541310-P	12/96	149.546	149.634	149.901	150.687	150.796
Residential building projects.....		541310-1	12/96	168.154	168.154	168.154	173.289	172.799
Nonresidential building projects.....		541310-7	12/10	109.329	109.408	109.649	109.668	109.823
Commercial and industrial building projects.....		541310-71	09/19	100.687	100.759	100.759	100.759	100.783
Institutional building projects.....		541310-72	09/19	103.536	103.625	104.047	104.081	104.336
Other architectural services, incl. historic restoration & architectural consulting services.....		541310-8	12/10	124.340	124.340	124.340	124.340	124.705
Engineering services.....	54133		12/03	143.208	143.827	143.910	143.797	148.652
Engineering services.....	541330		12/96	180.789	181.571	181.676	181.533	187.661
Primary services.....		541330-P	12/96	181.341	182.217	182.418	182.252	189.081
Building related engineering projects.....		541330-1	12/96	170.057	170.382	170.459	170.499	171.040
Residential building engineering projects.....		541330-101	12/09	107.047	107.646	107.646	107.646	107.646
Commercial, public, and institutional building engineering projects.....		541330-102	12/09	124.229	124.701	124.922	125.036	126.001
Industrial and manufacturing plant and process engineering projects.....		541330-103	12/09	120.904	120.987	120.987	120.987	121.207
Non-building related engineering projects.....		541330-2	12/96	186.661	187.972	188.270	187.938	199.802
Transportation engineering projects.....		541330-201	12/09	125.946	126.411	127.282	126.313	129.616
Highway and roadway engineering projects.....		541330-20101	12/09	122.206	122.808	122.611	122.368	125.250
Other transportation engineering projects, including mass transit engineering projects.....		541330-20102	12/09	131.279	131.564	133.861	131.920	135.795
Municipal utility and power generation and distribution engineering projects.....		541330-202	12/09	130.402	132.362	132.365	132.365	135.087
All other non-building related engineering projects.....		541330-203	12/09	127.747	127.986	127.985	127.985	143.577
Other receipts.....		541330-SM	12/96	174.945	174.980	-	-	-

See footnotes at end of table.

Table 11. Producer price indexes for net output of selected industries and their products, not seasonally adjusted — Continued
[January 2022]

Title ¹	Industry code	Product code	Index base	Unadjusted index ²				
				Sept. 2021	Oct. 2021 ^P	Nov. 2021 ^P	Dec. 2021 ^P	Jan. 2022 ^P
Management and technical consulting services.....	5416		06/06	126.196	127.330	126.850	127.111	129.437
Management consulting services.....	54161		06/06	126.196	127.331	126.850	127.111	129.437
Management consulting services.....	541610		06/06	126.203	127.337	126.857	127.118	129.444
Primary services.....		541610-P	06/06	126.330	127.466	126.984	127.246	129.574
Administrative and general management consulting services.....		541610-1	06/06	146.025	146.945	147.057	147.755	150.262
Marketing consulting services.....		541610-3	06/06	67.322	67.322	67.322	67.322	67.322
Process, physical distribution and logistics consulting services.....		541610-4	06/06	107.439	108.970	108.232	108.407	113.648
Human resources consulting services.....		541610-5	06/06	104.189	107.748	102.405	99.794	99.516
Other management consulting services.....		541610-8	06/06	92.776	93.192	93.168	92.769	94.121
Advertising agencies.....	54181		12/03	114.140	111.235	116.384	118.512	120.712
Advertising agencies.....	541810		06/95	138.358	134.835	141.081	143.661	146.329
Primary services.....		541810-P	06/95	140.142	136.143	143.232	146.160	149.189
Advertising agency services.....		541810-4	09/21	100.000	97.147	102.205	104.295	106.456
Advertising creative services billed separately.....		541810-401	06/95	140.139	139.733	135.371	135.371	135.371
Advertising placement services, including bundled placement and creative services.....		541810-402	06/95	145.238	139.548	151.303	155.569	159.532
Other advertising services billed separately.....		541810-403	12/08	99.782	99.782	99.782	99.782	103.251
Other receipts.....		541810-SM	06/95	126.984	126.984	126.984	126.984	126.984
Employment services.....	5613		12/96	151.531	151.766	153.111	154.519	155.515
Employee leasing services.....	56133		12/03	128.266	128.441	128.440	128.440	128.441
Professional employer organizations.....	561330		12/03	128.266	128.441	128.440	128.440	128.441
Primary services.....		561330-P	06/94	165.880	166.108	166.107	166.107	166.108
Co-employment staffing.....		561330-1	06/94	165.880	166.108	166.107	166.107	166.108
Staffing services (except PEOs).....	56138		12/10	125.956	126.167	128.044	130.008	131.399
Staffing services (except PEOs).....	561380		12/10	125.948	126.159	128.035	130.000	131.390
Primary services.....		561380-P	12/10	126.465	126.716	128.649	130.586	132.098
Temporary help services.....		561380-1	06/94	165.120	165.871	168.589	171.082	173.635
Temporary help services, office and clerical.....		561380-101	06/94	163.018	167.709	169.533	170.442	171.988
Temporary help services, light and heavy industrial.....		561380-102	06/94	178.852	174.444	177.644	179.344	180.774
Temporary help services, technical and professional.....		561380-103	06/94	91.134	91.715	92.198	92.876	92.848
Temporary help services, medical.....		561380-104	06/94	182.402	189.882	202.716	216.558	233.296
Temporary help services, other.....		561380-105	06/94	180.522	179.704	179.898	180.738	183.131
Employment placement services.....		561380-2	12/03	135.284	132.556	132.948	136.083	136.178
Executive search services.....		561380-3	12/06	99.455	98.831	100.583	100.510	95.267
Travel agencies.....	56151		12/03	100.121	98.484	98.047	97.144	97.922
Travel agencies.....	561510		12/89	112.158	110.322	109.833	108.822	109.694
Primary services.....		561510-P	12/89	110.821	108.956	108.470	107.467	108.360
Flight bookings.....		561510-1	12/89	84.586	83.628	83.850	83.958	84.790
Domestic flight bookings.....		561510-111	12/89	68.737	69.130	69.433	69.319	69.423
International flight bookings.....		561510-112	12/89	71.566	70.030	70.142	70.359	71.417
Other travel agency services, except flight bookings.....		561510-2	12/89	164.011	160.901	159.739	157.600	158.808
Hotel and car rental bookings.....		561510-211	12/89	159.272	151.350	152.449	154.031	156.876
Hotel bookings.....		561510-2111	12/11	100.887	96.619	96.891	97.735	101.124
Car rental bookings.....		561510-2112	12/11	107.283	98.240	101.075	102.921	96.997
Cruise and tour bookings.....		561510-222	06/02	105.408	101.688	97.992	91.439	93.016
Cruise bookings.....		561510-2221	12/11	119.052	107.741	102.212	96.625	95.869
Packaged tour bookings.....		561510-2222	12/11	91.648	92.090	89.576	82.941	85.624
All other travel agency services.....		561510-233	06/02	126.570	126.570	126.570	126.570	126.570
Security guards and patrol services.....	561612		12/04	139.114	139.895	139.851	140.505	142.086
Primary services.....		561612-P	12/04	138.946	139.725	139.682	140.335	141.914
Security guard services.....		561612-1	12/04	138.946	139.725	139.682	140.335	141.914
Janitorial services.....	56172		12/03	125.996	126.247	126.551	129.637	131.978
Janitorial services.....	561720		12/94	149.044	149.342	149.700	153.352	156.121
Primary services.....		561720-P	12/94	149.466	149.779	150.157	154.000	156.913
Janitorial cleaning services.....		561720-5	12/94	149.466	149.779	150.157	154.000	156.913
Nonresidential cleaning services.....		561720-51	06/03	123.209	123.497	123.845	127.382	129.878
Residential cleaning services.....		561720-52	06/03	162.310	162.310	162.310	162.310	164.417
Waste collection.....	5621		12/03	154.763	156.163	156.273	156.432	157.136
Waste collection.....	56211		12/03	154.763	156.163	156.273	156.432	157.137
Solid waste collection.....	562111		12/03	154.781	156.182	156.292	156.451	157.157
Primary services.....		562111-P	06/93	212.051	214.167	214.298	214.712	216.127
Solid waste collection services.....		562111-2	06/93	212.051	214.167	214.298	214.712	216.127
Offices of physicians.....	6211		12/96	142.849	142.945	143.312	143.497	143.429

See footnotes at end of table.

Table 11. Producer price indexes for net output of selected industries and their products, not seasonally adjusted — Continued
 [January 2022]

Title ¹	Industry code	Product code	Index base	Unadjusted index ²				
				Sept. 2021	Oct. 2021 ^P	Nov. 2021 ^P	Dec. 2021 ^P	Jan. 2022 ^P
Offices of physicians.....	62111		12/96	142.849	142.945	143.312	143.497	143.429
Offices of physicians, except mental health.....	621111		12/93	153.944	154.047	154.443	154.642	154.569
Primary services.....		621111-P	12/93	154.578	154.685	155.097	155.304	155.228
One and two physician practices and single specialty group practices.....		621111-4	12/93	149.370	149.398	149.464	149.464	149.366
General/family practice.....		621111-411	12/93	161.368	161.617	161.617	161.617	162.277
Internal medicine.....		621111-412	12/99	136.724	136.724	136.724	136.724	136.360
General surgery and other surgical specialties.....		621111-413	12/99	116.634	116.634	116.634	116.634	116.582
Pediatrics.....		621111-414	12/93	246.665	246.603	246.603	246.603	246.356
Obstetrics/gynecology.....		621111-415	12/93	142.785	142.785	142.785	142.785	142.767
Other specialty.....		621111-419	12/99	128.881	128.881	129.128	129.128	129.021
Multispecialty group practice.....		621111-5	12/93	178.269	178.631	180.149	181.016	181.002
Offices of dentists.....	6212		06/10	123.275	123.275	123.275	123.275	125.836
Offices of dentists.....	62121		06/10	123.275	123.275	123.275	123.275	125.836
Offices of dentists.....	621210		06/10	123.277	123.277	123.277	123.277	125.839
Primary services.....		621210-P	06/10	123.427	123.427	123.427	123.427	125.977
Dental visits and consultations.....		621210-1	06/10	134.112	134.112	134.112	134.112	138.974
Private insurance patients: dental visits and consultations.....		621210-11	06/14	125.427	125.427	125.427	125.427	126.253
Medicare, Medicaid and all other patients: dental visits and consultations.....		621210-12	06/14	119.465	119.465	119.465	119.465	128.827
Dental surgical intervention services.....		621210-2	06/10	114.092	114.092	114.092	114.092	116.555
Private insurance patients: dental surgical intervention services.....		621210-21	06/14	111.951	111.951	111.951	111.951	113.960
Medicare, Medicaid and all other patients: dental surgical intervention services..		621210-22	06/14	107.602	107.602	107.602	107.602	110.485
Dental non-surgical intervention services.....		621210-3	06/10	119.516	119.516	119.516	119.516	120.614
Private insurance patients: dental non-surgical intervention services.....		621210-31	06/14	108.813	108.813	108.813	108.813	109.084
Medicare, Medicaid and all other patients: dental non-surgical intervention services.....		621210-32	06/14	115.460	115.460	115.460	115.460	117.519
Medical and diagnostic laboratories.....	6215		12/03	103.813	103.817	103.783	103.754	103.697
Medical and diagnostic laboratories.....	62151		12/03	103.813	103.817	103.783	103.754	103.697
Medical laboratories.....	621511		12/03	101.364	101.370	101.317	101.272	101.429
Primary services.....		621511-P	06/94	120.589	120.597	120.533	120.480	120.667
Medical laboratory services.....		621511-2	06/94	120.589	120.597	120.533	120.480	120.667
Medicare patients.....		621511-23	06/14	78.943	78.943	78.943	78.943	78.938
Medicaid patients.....		621511-24	06/14	95.989	95.989	95.928	95.928	95.849
Private insurance patients.....		621511-25	06/14	99.037	99.049	98.967	98.892	98.892
All other patients.....		621511-26	06/14	101.623	101.623	101.623	101.623	102.545
Diagnostic imaging centers.....	621512		12/03	106.910	106.910	106.910	106.910	106.479
Primary services.....		621512-P	06/94	112.179	112.179	112.179	112.179	111.728
Diagnostic imaging services.....		621512-4	06/94	112.179	112.179	112.179	112.179	111.728
Medicare and Medicaid patients.....		621512-41	06/14	94.435	94.435	94.435	94.435	92.802
Private insurance and all other patients.....		621512-42	06/14	102.690	102.690	102.690	102.690	102.690
Home health care services.....	6216		12/96	151.108	152.128	152.253	152.253	153.596
Home health care services.....	62161		12/96	151.108	152.128	152.253	152.253	153.596
Home health care services.....	621610		12/96	151.167	152.187	152.313	152.313	153.656
Primary services.....		621610-P	12/96	145.544	146.387	146.513	146.513	147.802
Medicare and Medicaid patients.....		621610-3	12/03	123.759	124.660	124.795	124.795	126.091
Medicare patients.....		621610-31	12/96	137.541	138.551	138.551	138.551	140.183
Medicaid patients.....		621610-32	12/03	130.624	131.566	131.858	131.858	133.036
Private insurance and all other patients.....		621610-4	12/03	139.405	139.405	139.405	139.405	139.763
Private insurance patients.....		621610-41	06/14	105.152	105.152	105.152	105.152	105.152
All other patients.....		621610-42	06/14	135.508	135.508	135.508	135.508	136.027
Other receipts.....		621610-SM	12/96	278.502	286.650	286.650	286.650	289.314
All other ambulatory health care services.....	62199		06/06	121.549	121.920	122.165	122.426	122.834
Blood and organ banks.....	621991		06/06	121.544	121.914	122.160	122.420	122.828
Primary services.....		621991-P	06/06	120.225	120.619	120.887	121.147	121.503
Human blood services.....		621991-1	06/06	109.517	110.017	109.974	110.004	110.597
Human red blood and whole blood services.....		621991-12	06/06	107.932	108.558	108.618	108.680	109.245
Human blood plasma services.....		621991-13	06/06	107.897	108.051	107.705	107.652	108.310
Human blood platelet and other blood services.....		621991-14	06/06	123.959	124.711	124.954	125.037	125.588
Human organ, bone, tissue, and other bank services.....		621991-2	06/06	165.113	165.023	166.675	167.954	167.244
Other receipts.....		621991-SM	06/06	136.718	135.579	134.390	134.529	137.764
Hospitals.....	622		12/92	217.343	217.575	217.718	218.063	220.731
General medical and surgical hospitals.....	6221		12/03	157.709	157.923	158.016	158.229	160.194
General medical and surgical hospitals.....	62211		12/03	157.683	157.897	157.990	158.203	160.168
General medical and surgical hospitals.....	622110		12/92	217.661	217.957	218.085	218.379	221.092

See footnotes at end of table.

Table 11. Producer price indexes for net output of selected industries and their products, not seasonally adjusted — Continued
 [January 2022]

Title ¹	Industry code	Product code	Index base	Unadjusted index ²				
				Sept. 2021	Oct. 2021 ^P	Nov. 2021 ^P	Dec. 2021 ^P	Jan. 2022 ^P
General medical and surgical hospitals - Continued								
Primary services.....		622110-P	12/92	224.244	224.564	224.703	225.019	227.951
Certain infectious and parasitic diseases.....		622110-201	06/08	123.681	124.262	124.975	125.613	132.138
Neoplasms.....		622110-202	12/17	120.024	118.574	118.466	118.933	123.503
Diseases of the blood & blood-forming organs & certain disorders involving the immune mechanism.....		622110-203	12/17	114.769	117.151	117.151	117.151	117.175
Endocrine, nutritional and metabolic diseases.....		622110-204	12/17	98.977	99.931	101.863	101.863	103.603
Mental and behavioural disorders.....		622110-205	12/17	125.813	125.022	125.022	125.022	124.813
Diseases of the nervous system.....		622110-206	12/17	108.624	108.582	108.582	109.078	109.698
Diseases of the circulatory system.....		622110-209	06/08	129.445	129.689	129.694	129.711	130.286
Diseases of the respiratory system.....		622110-210	12/17	109.411	110.351	110.351	110.434	111.573
Diseases of the digestive system.....		622110-211	06/08	140.537	141.295	141.265	141.238	142.488
Diseases of the skin and subcutaneous tissue.....		622110-212	06/08	114.878	115.441	115.441	116.313	116.409
Diseases of the musculoskeletal system and connective tissue.....		622110-213	06/08	141.244	142.162	142.233	142.785	144.627
Diseases of the genitourinary system.....		622110-214	12/17	106.346	106.341	106.486	106.691	108.032
Pregnancy, childbirth and the puerperium.....		622110-215	06/08	160.501	160.655	160.655	160.779	162.518
Certain conditions originating in the perinatal period.....		622110-216	06/08	136.759	136.759	136.803	136.803	136.803
Symptoms, signs and abnormal clinical and laboratory findings, not elsewhere classified.....		622110-218	12/17	109.942	109.984	109.984	109.979	111.941
Injury, poisoning and certain other consequences of external causes.....		622110-219	12/17	107.075	107.075	107.075	107.075	108.500
Factors influencing health status and contact with health services.....		622110-221	12/17	110.884	111.189	111.216	111.216	111.757
Other diseases.....		622110-223	12/17	109.893	109.763	109.763	110.265	113.549
Psychiatric and substance abuse hospitals.....	6222		12/03	161.176	161.561	161.561	161.561	165.505
Psychiatric and substance abuse hospitals.....	62221		12/03	161.176	161.561	161.561	161.561	165.505
Psychiatric and substance abuse hospitals.....	622210		12/92	189.876	190.329	190.329	190.329	194.975
Primary services.....		622210-P	12/92	189.867	190.320	190.320	190.320	194.966
Psychiatric hospitals.....		622210-3	12/92	194.883	195.345	195.345	195.345	200.594
Medicare patients: psychiatric hospitals.....		622210-31	06/14	120.137	120.318	120.318	120.318	117.372
Medicaid patients: psychiatric hospitals.....		622210-32	06/14	147.640	148.451	148.451	148.451	148.451
Private insurance and all other patients: psychiatric hospitals.....		622210-33	06/14	121.102	121.252	121.252	121.252	126.647
Other specialty hospitals.....	6223		12/03	166.146	165.175	165.570	166.850	167.007
Other specialty hospitals.....	62231		12/03	166.146	165.175	165.570	166.850	167.007
Other specialty hospitals.....	622310		12/92	249.074	247.618	248.210	250.129	250.365
Primary services.....		622310-P	12/92	286.542	284.731	285.468	287.855	288.147
Specialty, except psychiatric and substance abuse, hospitals.....		622310-6	12/92	286.542	284.731	285.468	287.855	288.147
Medicare patients.....		622310-61	06/14	110.058	109.668	110.106	112.169	112.501
Medicaid patients.....		622310-62	06/14	102.669	104.507	107.138	106.730	106.917
Private insurance and all other patients.....		622310-63	06/14	113.921	112.687	112.556	113.148	113.148
Nursing care facilities.....	6231		12/03	162.322	162.900	163.403	163.387	163.844
Nursing care facilities.....	62311		12/03	162.322	162.900	163.402	163.386	163.844
Nursing care facilities.....	623110		12/94	246.264	247.140	247.903	247.878	248.573
Primary services.....		623110-P	12/94	246.915	247.826	248.618	248.593	249.314
Medicare and Medicaid patients.....		623110-1	12/94	236.008	237.725	238.658	238.422	238.171
Medicaid patients.....		623110-101	06/12	129.869	130.524	131.367	131.154	130.927
Medicare patients.....		623110-102	06/12	116.965	118.222	118.222	118.222	118.222
Private insurance and all other patients.....		623110-3	12/94	265.127	264.940	265.549	265.812	267.882
Private insurance patients.....		623110-301	06/14	107.235	107.235	107.235	107.235	107.235
All other patients.....		623110-302	06/14	122.364	122.261	122.596	122.740	123.876
Residential developmental disability homes.....	62321		12/03	196.433	197.026	197.026	197.079	198.512
Residential developmental disability homes.....	623210		12/03	196.426	197.019	197.019	197.072	198.505
Primary services.....		623210-P	12/03	198.408	198.420	198.419	198.475	199.924
Residential intellectual and developmental disability services.....		623210-1	12/03	198.408	198.420	198.419	198.475	199.924
Medicaid patients.....		623210-11	06/14	130.653	130.663	130.663	130.708	131.242
Non-Medicaid patients.....		623210-12	06/14	125.691	125.691	125.691	125.691	128.328
Amusement and theme parks.....	7131		06/06	184.741	191.886	197.481	200.296	197.321
Amusement and theme parks.....	71311		06/06	184.454	191.588	197.174	199.985	197.015
Amusement and theme parks.....	713110		06/06	184.446	191.578	197.166	199.976	197.007
Primary services.....		713110-P	06/06	181.370	189.416	194.046	196.367	193.061
Amusement and theme park admissions.....		713110-1	06/06	191.081	204.277	205.053	209.235	203.259
Amusement and theme park food and beverage sales.....		713110-2	06/06	186.729	187.853	187.853	187.776	187.776
Amusement and theme park merchandise sales, games, and other services.....		713110-3	06/06	139.959	139.959	158.537	157.900	158.958
Other receipts.....		713110-SM	06/06	218.226	215.619	231.473	239.523	240.145
Golf courses and country clubs.....	71391		12/05	135.202	134.929	139.184	141.395	145.852
Golf courses and country clubs.....	713910		12/05	135.203	134.930	139.183	141.395	145.852

See footnotes at end of table.

Table 11. Producer price indexes for net output of selected industries and their products, not seasonally adjusted — Continued
[January 2022]

Title ¹	Industry code	Product code	Index base	Unadjusted index ²				
				Sept. 2021	Oct. 2021 ^P	Nov. 2021 ^P	Dec. 2021 ^P	Jan. 2022 ^P
Golf courses and country clubs - Continued								
Primary services.....		713910-P	12/05	135.102	134.795	138.658	141.066	145.659
Membership dues and fees.....		713910-1	12/05	146.199	146.199	146.199	146.199	154.717
Greens and guest fees.....		713910-2	12/05	117.082	115.845	124.218	131.574	131.769
Food and beverage sales.....		713910-3	12/05	140.697	140.688	148.143	150.318	153.703
Equipment rentals and all other golf services.....		713910-4	12/05	119.437	119.698	119.698	119.698	119.775
Fitness and recreational sports centers.....	71394		12/04	110.264	110.671	110.671	110.671	109.190
Fitness and recreational sports centers.....	713940		12/04	110.271	110.677	110.677	110.677	109.195
Primary services.....		713940-P	12/04	108.232	108.456	108.456	108.456	106.589
Fitness and recreational facility memberships.....		713940-1	12/04	98.576	98.576	98.576	98.576	96.312
Recreational facility admissions, classes, and other fitness center services.....		713940-2	12/04	140.758	141.928	141.928	141.928	141.928
Other receipts.....		713940-SM	12/04	119.186	120.304	120.304	120.304	120.304
Accommodation.....	721		12/96	171.020	171.591	172.529	175.033	182.223
Accommodation.....	7211		12/96	171.021	171.591	172.529	175.033	182.223
Hotels (exc casino hotels) and motels.....	72111		12/03	146.897	147.681	148.832	153.959	161.127
Hotels and motels, except casino hotels.....	721110		12/03	146.899	147.687	148.837	153.971	161.140
Primary services.....		721110-P	12/03	148.814	149.707	150.844	156.186	163.508
Guestroom rental.....		721110-1	12/03	149.666	150.789	152.255	158.778	168.031
Limited service hotels and motels guestroom rental.....		721110-101	06/93	187.838	184.508	179.898	176.919	179.859
Full service hotels and motels guestroom rental.....		721110-102	06/93	241.617	233.894	230.235	213.592	207.385
Luxury and resort hotels guestroom rental.....		721110-103	06/93	210.913	221.258	229.703	263.298	295.322
Hotel and motel food and beverage and related services.....		721110-2	12/03	142.637	143.088	143.310	145.269	145.631
Hotel and motel food and nonalcoholic beverage and related services.....		721110-201	12/03	139.627	140.035	139.919	142.213	142.506
Hotel and motel alcoholic beverage and related services.....		721110-202	12/03	158.504	159.169	161.086	161.378	162.089
Other hotel and motel services.....		721110-5	12/10	139.400	138.896	138.756	139.592	143.262
Other receipts.....		721110-SM1	12/10	172.807	163.773	167.977	159.221	161.490
Casino hotels.....	72112		12/03	126.428	126.210	126.155	121.546	124.710
Casino hotels.....	721120		12/03	126.408	126.190	126.135	121.527	124.690
Primary services.....		721120-P	12/03	127.853	127.654	127.573	122.941	126.149
Casino hotel guestroom rental.....		721120-1	06/01	149.570	140.430	126.775	114.712	125.453
Casino hotel food and beverage and related services.....		721120-2	12/03	184.391	185.687	186.967	188.693	188.693
Casino hotel food and nonalcoholic beverage and related services.....		721120-201	12/03	168.500	170.344	171.342	174.639	174.639
Casino hotel alcoholic beverage and related services.....		721120-202	12/03	230.492	230.492	232.513	230.455	230.455
Casino gaming receipts.....		721120-5	06/01	112.632	114.098	116.706	112.323	114.656
Other casino hotel services.....		721120-6	06/11	99.530	99.530	99.530	99.530	99.530
Other receipts.....		721120-SM1	06/11	129.910	126.604	130.151	121.241	123.308
Commercial machinery repair and maintenance.....	8113		06/06	149.435	153.618	153.912	153.909	156.695
Commercial machinery repair and maintenance.....	81131		06/06	149.452	153.636	153.930	153.927	156.713
Commercial machinery repair and maintenance.....	811310		06/06	149.417	153.593	153.887	153.884	156.669
Primary services.....		811310-P	06/06	142.302	143.997	144.349	144.349	146.747
Maintenance and repair services for agricultural, construction, and mining machinery.....		811310-5	12/13	128.319	133.335	133.335	133.335	137.876
Maintenance and repair services for commercial and service industry machinery.....		811310-6	12/13	123.024	124.349	124.349	124.349	126.363
Maintenance and repair services for industrial machinery.....		811310-7	12/13	105.095	105.095	105.095	105.095	106.287
Maintenance and repair services for general purpose machinery.....		811310-8	12/13	123.171	123.171	125.612	125.612	125.612
Other receipts.....		811310-SM	06/06	164.591	175.773	175.891	175.880	179.681
Special indexes								
New nonresidential building construction by contractor type/region.....	236400		02/14	125.285	132.640	133.130	133.556	138.174
General contractors.....		236400-1	02/14	123.754	131.342	131.409	131.660	136.033
General contractors, Northeast.....		236400-11	02/14	119.182	125.741	125.855	125.663	130.322
General contractors, South.....		236400-12	02/14	124.033	133.284	133.476	133.620	137.287
General contractors, Midwest.....		236400-13	02/14	117.920	124.601	124.486	124.514	128.206
General contractors, West.....		236400-14	02/14	131.579	138.199	138.199	139.146	144.954
Plumbing, heating, and air conditioning contractors.....		236400-221	02/14	119.578	120.748	121.703	122.680	123.411
Plumbing, heating, and air conditioning contractors, Northeast.....		236400-2211	02/14	125.486	127.332	128.749	131.240	138.118
Plumbing, heating, and air conditioning contractors, South.....		236400-2212	02/14	117.382	118.504	118.607	118.731	117.169
Plumbing, heating, and air conditioning contractors, Midwest.....		236400-2213	02/14	114.653	114.854	116.914	116.838	115.554
Plumbing, heating, and air conditioning contractors, West.....		236400-2214	02/14	122.375	124.015	124.711	126.739	127.554
Electrical contractors.....		236400-222	02/14	133.334	141.631	143.686	144.033	146.667
Electrical contractors, Northeast.....		236400-2221	02/14	134.402	142.928	144.628	144.984	148.851
Electrical contractors, South.....		236400-2222	02/14	129.564	138.820	141.956	142.452	143.533
Electrical contractors, Midwest.....		236400-2223	02/14	132.376	139.694	140.371	140.371	142.679
Electrical contractors, West.....		236400-2224	02/14	138.555	146.173	148.219	148.660	152.780
Roofing contractors.....		236400-223	02/14	120.000	121.061	120.585	121.245	132.585

See footnotes at end of table.

Table 11. Producer price indexes for net output of selected industries and their products, not seasonally adjusted — Continued
 [January 2022]

Title ¹	Industry code	Product code	Index base	Unadjusted index ²				
				Sept. 2021	Oct. 2021 ^p	Nov. 2021 ^p	Dec. 2021 ^p	Jan. 2022 ^p
New nonresidential building construction by contractor type/region - Continued								
Roofing contractors, Northeast.....		236400-2231	02/14	113.044	117.617	116.526	116.890	124.606
Roofing contractors, South.....		236400-2232	02/14	121.680	123.494	122.647	123.918	141.572
Roofing contractors, Midwest.....		236400-2233	02/14	120.525	123.016	123.016	123.587	132.353
Roofing contractors, West.....		236400-2234	02/14	121.566	117.346	117.346	117.346	124.141
Poured concrete foundation and structure contractors.....		236400-224	02/14	135.591	152.601	152.805	153.108	156.076
Poured concrete foundation and structure contractors, Northeast.....		236400-2241	02/14	133.704	147.351	147.548	147.597	149.950
Poured concrete foundation and structure contractors, South.....		236400-2242	02/14	144.847	165.818	165.818	165.946	169.572
Poured concrete foundation and structure contractors, Midwest.....		236400-2243	02/14	129.236	144.857	145.822	146.786	148.434
Poured concrete foundation and structure contractors, West.....		236400-2244	02/14	130.065	144.724	144.415	144.415	148.188
New nonresidential building construction by region.....	236500		02/14	125.198	132.736	133.282	133.687	138.288
New nonresidential building construction, Northeast.....		236500-1	02/14	127.994	135.035	135.580	135.986	140.830
New nonresidential building construction, South.....		236500-2	02/14	123.618	130.997	131.729	132.211	136.193
New nonresidential building construction, Midwest.....		236500-3	02/14	120.606	128.458	128.803	128.834	132.941
New nonresidential building construction, West.....		236500-4	02/14	129.353	137.215	137.671	138.301	144.095
Nonresidential building maintenance & repair.....	2381MR		04/09	131.520	132.097	132.818	133.221	134.838
General medical and surgical hospitals by patient type.....	62211A							
Medicare patients.....		62211A-2	12/92	186.063	187.346	187.346	187.346	188.947
Medicaid patients.....		62211A-4	12/92	148.015	148.015	148.015	148.015	148.103
Private insurance and all other patients.....		62211A-6	12/92	281.645	281.301	281.609	282.300	287.718
Private insurance patients.....		62211A-61	06/14	121.841	121.539	121.686	122.039	124.087
All other patients.....		62211A-62	06/14	127.198	127.823	127.891	127.926	131.882
Premiums for property and casualty insurance ³	924126		06/98	156.092	156.059	156.104	156.520	156.511
Primary services.....		924126-P	06/98	156.243	156.210	156.254	156.671	156.662
Premiums for private passenger auto insurance.....		924126-1	06/98	182.003	181.848	181.883	182.810	182.848
Premiums for homeowner's insurance.....		924126-2	06/98	216.870	217.036	216.898	216.824	216.767
Premiums for commercial auto insurance.....		924126-3	06/98	120.040	119.992	119.760	119.508	119.160
Premiums for non-auto liability insurance.....		924126-4	06/98	121.996	121.996	122.006	122.006	122.415
Premiums for medical malpractice insurance.....		924126-402	06/98	116.926	116.926	116.926	116.926	118.398
Premiums for product and other non-auto liability insurance.....		924126-403	06/98	122.690	122.690	122.702	122.702	122.863
Premiums for commercial multiple peril insurance.....		924126-5	06/98	132.086	132.141	132.699	134.145	134.145
Premiums for worker's compensation insurance.....		924126-6	06/98	99.902	99.905	99.920	99.920	99.029
Premiums for other property and casualty insurance.....		924126-7	12/03	117.258	117.282	117.369	117.191	117.494

¹ Industry and product class indexes may include products not shown separately.

² All indexes are subject to revision for 4 months after their originally scheduled publication to incorporate late reports and corrections by survey respondents.

³ The special index for 924126, in which prices reflect premiums only, contrasts with the index shown elsewhere in this table for NAICS 524126, where prices reflect premiums plus the amount of investment income earned on the invested portion of the premium.

p Preliminary

"-" Data not available.

n.e.c. = Not elsewhere classified.

NOTE: Titles of some industries and products are not shown in this table because they fail to meet our publication criteria.

Table 12. Producer price index percentage changes for the net output of selected industries and their products, not seasonally adjusted
[January 2022]

Title ¹	Industry code	Product code	Unadjusted 12-month percent change ²	Unadjusted 1-month percent change ²				
				Jan. 2021 to Jan. 2022 ^P	Aug. to Sept.	Sept. to Oct. ^P	Oct. to Nov. ^P	Nov. to Dec. ^P
Logging.....	1133		3.6	-0.1	-0.2	-1.1	0.8	0.7
Logging.....	11331		3.6	-0.1	-0.2	-1.1	0.8	0.7
Logging.....	113310		3.6	-0.1	-0.2	-1.1	0.8	0.7
Primary products.....		113310-P	3.6	-0.1	-0.2	-1.1	0.8	0.7
Secondary products and miscellaneous receipts.....		113310-SM						
Miscellaneous receipts.....		113310-M	4.5	0.3	1.4	0.8	0.3	1.7
Mining								
Total mining industries.....			32.5	5.6	10.6	1.2	-8.4	-0.2
Oil and gas extraction.....	211		55.4	9.2	19.2	1.4	-13.6	-4.5
Oil and gas extraction.....	2111		55.4	9.2	19.2	1.4	-13.6	-4.5
Crude petroleum and natural gas extraction.....	211111		51.7	8.6	19.1	2.2	-13.1	-7.0
Primary products.....		211111-P	51.9	8.6	19.1	2.2	-13.1	-7.0
Crude petroleum.....		211111-1	61.8	4.6	14.0	1.1	-12.9	15.6
Natural gas (from the wellhead).....		211111-3	37.4	13.5	24.9	3.5	-13.3	-30.5
Natural gas liquids extraction.....	211112		76.1	13.0	20.2	-3.1	-16.1	9.5
Primary products.....		211112-P	76.2	13.0	20.2	-3.1	-16.1	9.5
Natural gas liquids.....		211112-1	51.2	15.0	14.7	-9.9	-19.3	14.1
Isopentane and natural gasoline.....		211112-11	60.0	8.5	13.5	-4.7	-9.5	15.2
Propane.....		211112-12	23.1	18.6	13.9	-14.0	-26.1	12.9
Butane.....		211112-13	64.7	14.0	13.4	-10.9	-16.7	15.9
Plant condensate, ethane, gas mixtures, and other natural gas liquids.....		211112-14	61.7	15.2	15.8	-8.8	-19.3	13.9
Residue gas shipped from natural gas liquids plants.....		211112-3	119.6	10.0	29.1	6.6	-12.2	4.5
Mining (except oil & gas).....	212		13.3	2.1	-2.4	1.7	-1.4	8.3
Coal mining.....	2121		19.6	1.8	-2.1	0.6	-0.5	17.5
Coal mining.....	21211		19.6	1.8	-2.1	0.6	-0.5	17.5
Bituminous coal and lignite surface mining.....	212111		4.1	0.1	1.4	-0.2	0.6	1.8
Primary products.....		212111-P	3.6	0.1	1.3	-0.2	0.8	1.7
Raw bituminous coal and lignite from surface mining operations.....		212111-1	-	-2.8	1.6	-3.1	5.5	-
Raw bituminous coal and lignite from surface operations, for use without processing.....		212111-11	-	-3.8	15.7	-8.3	-0.1	-
Processed bituminous coal and lignite from surface operations.....		212111-3	5.7	0.7	1.2	0.4	-0.2	2.1
Processed bituminous coal and lignite from surface operations (wet-washing or other method).....		212111-31	7.6	-0.1	1.5	-0.4	0.4	3.6
Processed bituminous coal and lignite (mechanically crushed, screened, or sized only).....		212111-35	4.7	1.2	1.0	0.9	-0.5	1.2
Bituminous coal underground mining.....	212112		38.6	3.8	-6.2	1.5	-1.8	37.0
Primary products.....		212112-P	38.9	3.9	-6.3	1.6	-1.8	37.3
Processed bituminous coal shipped from underground operations.....		212112-3	38.9	3.9	-6.3	1.6	-1.8	37.3
Processed bituminous coal washed by wet-washing, pneumatic, or other methods.....		212112-31	44.2	6.2	-8.0	-0.7	-0.7	43.7
Processed bituminous coal mechanically crushed, screened, or sized only.....		212112-32	17.2	-5.7	1.7	11.0	-6.1	11.9
Secondary products and miscellaneous receipts.....		212112-SM						
Anthracite mining.....	212113		7.4	0.7	0.0	3.8	3.6	0.0
Primary products.....		212113-P	6.9	0.0	0.0	4.0	3.8	0.0
Processed anthracite.....		212113-3	7.5	0.0	0.0	4.7	3.8	0.0
Secondary products and miscellaneous receipts.....		212113-SM2						
Metal ore mining.....	2122		13.4	4.1	-4.8	3.7	-3.4	5.1
Iron ore mining.....	21221		21.6	1.6	0.0	1.0	-1.1	-0.5
Iron ore mining.....	212210		21.6	1.6	0.0	1.0	-1.1	-0.5
Primary products.....		212210-P	21.6	1.6	0.0	1.0	-1.1	-0.5
Iron ore (including crude, concentrates, agglomerates and pellets).....		212210-0	21.7	1.6	0.0	1.0	-1.1	-0.5
Copper, nickel, lead & zinc mining.....	21223		13.8	1.4	-6.5	8.3	-7.9	7.2
Copper, nickel, lead and zinc mining.....	212230		13.7	1.4	-6.5	8.3	-7.9	7.2
Primary products.....		212230-P	17.2	1.6	-7.4	9.3	-8.8	8.4
Secondary products and miscellaneous receipts.....		212230-SM						
Other metal ore mining.....	21229		44.5	18.7	-11.2	0.0	0.0	8.6
Other metal ore mining.....	212290		44.5	18.6	-11.2	0.0	0.0	8.6
Primary products.....		212290-P	45.2	19.0	-11.4	0.0	0.0	8.7

See footnotes at end of table.

Table 12. Producer price index percentage changes for the net output of selected industries and their products, not seasonally adjusted — Continued
[January 2022]

Title ¹	Industry code	Product code	Unadjusted 12-month percent change ²	Unadjusted 1-month percent change ²				
				Jan. 2021 to Jan. 2022 ^P	Aug. to Sept.	Sept. to Oct. ^P	Oct. to Nov. ^P	Nov. to Dec. ^P
Other metal ore mining - Continued								
Other metal ores, including uranium.....		212290-1	45.2	19.0	-11.4	0.0	0.0	8.7
Secondary products and miscellaneous receipts.....		212290-SM2						
Nonmetallic mineral mining & quarrying.....	2123		6.3	0.1	0.2	0.4	0.1	2.5
Stone mining & quarrying.....	21231		8.7	0.1	-0.4	0.3	-0.1	5.9
Dimension stone mining and quarrying.....	212311		5.1	0.0	0.0	0.0	0.0	4.8
Primary products.....		212311-P	5.6	0.0	0.0	0.0	0.0	5.5
Dimension stone.....		212311-0	5.6	0.0	0.0	0.0	0.0	5.5
Secondary products and miscellaneous receipts.....		212311-SM						
Crushed and broken limestone mining.....	212312		9.1	0.0	-0.3	0.4	0.0	6.0
Primary products.....		212312-P	9.5	0.0	-0.3	0.4	0.0	6.3
Crushed and broken limestone.....		212312-0	9.5	0.0	-0.3	0.4	0.0	6.3
Secondary products and miscellaneous receipts.....		212312-SM						
Crushed and broken granite mining.....	212313		7.4	-0.2	0.1	0.1	-0.2	3.7
Primary products.....		212313-P	6.1	-0.2	0.1	0.1	-1.0	3.8
Crushed and broken granite.....		212313-0	6.1	-0.2	0.1	0.1	-1.0	3.8
Secondary products and miscellaneous receipts.....		212313-SM						
Other crushed and broken stone mining.....	212319		8.6	0.5	-1.3	0.2	-0.4	7.8
Primary products.....		212319-P	8.6	-0.5	-0.7	0.0	0.0	7.7
Bituminous limestone and sandstone, and other crushed and broken stone.....		212319-0	8.6	-0.5	-0.7	0.0	0.0	7.7
Secondary products and miscellaneous receipts.....		212319-SM						
Sand/gravel/clay/refractory minerals mining.....	21232		5.3	0.1	0.6	0.0	0.3	2.1
Construction sand and gravel mining.....	212321		5.7	0.0	0.9	0.2	0.1	1.7
Primary products.....		212321-P	5.6	0.0	0.9	0.1	0.1	1.6
Construction sand and gravel (run of pit/bank, washed, screened, etc).....		212321-0	5.6	0.0	0.9	0.1	0.1	1.6
Construction sand and gravel, Midwest.....		212321-02	7.7	0.3	2.4	0.1	-0.2	2.0
Construction sand and gravel, West.....		212321-04	5.0	-0.2	0.1	0.1	0.3	1.8
Secondary products and miscellaneous receipts.....		212321-SM						
Miscellaneous receipts.....		212321-M	1.3	0.0	0.0	0.0	0.0	1.3
Industrial sand mining.....	212322		4.3	-0.1	0.0	0.0	0.0	2.7
Primary products.....		212322-P	4.2	-0.1	0.0	0.0	0.0	2.7
Other industrial sand.....		212322-9	8.3	-0.3	0.0	0.0	0.0	4.6
All other industrial sand.....		212322-92	8.3	-0.3	0.0	0.0	0.0	4.6
Kaolin and ball clay mining.....	212324		3.5	0.0	0.0	0.0	0.0	3.6
Primary products.....		212324-P	3.5	0.0	0.0	0.0	0.0	3.6
Kaolin and ball clay.....		212324-0	3.5	0.0	0.0	0.0	0.0	3.6
Clay, ceramic, and refractory minerals mining.....	212325		5.4	1.0	0.7	-1.0	3.7	2.4
Primary products.....		212325-P	5.5	1.0	0.7	-1.1	3.8	2.5
Bentonite.....		212325-5	9.2	1.0	0.1	0.0	0.0	6.0
Secondary products and miscellaneous receipts.....		212325-SM						
Other nonmetallic mineral mining & quarrying.....	21239		2.2	0.2	1.1	1.4	0.4	-4.9
Potash, soda, and borate mineral mining.....	212391		0.7	0.8	2.1	1.5	1.1	-9.7
Primary products.....		212391-P	0.7	0.8	2.1	1.5	1.1	-9.7
Sodium carbonate and sulfate.....		212391-3	-8.9	-1.0	2.4	-0.5	2.4	-13.3
Secondary products and miscellaneous receipts.....		212391-SM1						
Other chemical and fertilizer mineral mining.....	212393		3.1	0.0	0.5	1.7	-2.1	2.1
Primary products.....		212393-P	3.6	0.0	0.5	1.7	-1.8	2.2
Rock salt.....		212393-3	3.6	0.0	0.5	1.8	-1.8	2.2
Secondary products and miscellaneous receipts.....		212393-SM						
All other nonmetallic mineral mining.....	212399		5.2	-0.9	-1.1	0.8	0.2	2.9
Primary products.....		212399-P	5.2	-0.9	-1.1	0.8	0.2	2.9
All other nonmetallic minerals.....		212399-A	5.2	-0.9	-1.1	0.8	0.2	2.9
Mining support activities.....	213		10.4	0.4	1.0	0.1	1.1	3.0
Mining support activities.....	2131		10.4	0.4	1.0	0.1	1.1	3.0
Mining support activities.....	21311		10.4	0.4	1.0	0.1	1.1	3.0
Drilling oil and gas wells.....	213111		16.5	0.4	0.3	1.2	2.9	4.6
Primary services.....		213111-P	16.5	0.4	0.3	1.2	2.9	4.6
Oil and gas well directional drilling control.....		213111-03	9.0	2.1	0.2	2.3	2.9	0.0

See footnotes at end of table.

Table 12. Producer price index percentage changes for the net output of selected industries and their products, not seasonally adjusted — Continued
 [January 2022]

Title ¹	Industry code	Product code	Unadjusted 12-month percent change ²	Unadjusted 1-month percent change ²				
			Jan. 2021 to Jan. 2022 ^p	Aug. to Sept.	Sept. to Oct. ^p	Oct. to Nov. ^p	Nov. to Dec. ^p	Dec. to Jan. ^p
Drilling oil and gas wells - Continued								
Drilling oil and gas wells, including drilling in, spudding in or tailing in.....		213111-04	20.4	0.2	0.4	1.2	3.4	5.8
Reworking oil and gas wells.....		213111-05	1.8	0.0	0.2	0.0	0.3	0.9
Support activities for oil and gas operations.....	213112		9.0	0.5	1.2	-0.2	0.5	2.7
Primary services.....		213112-P	9.0	0.5	1.2	-0.3	0.6	2.8
Oil and gas field support services.....		213112-0	9.0	0.5	1.2	-0.3	0.6	2.8
Secondary products and miscellaneous receipts.....		213112-SM						
Support activities for coal mining.....	213113		3.6	0.8	0.5	0.0	0.5	0.8
Primary services.....		213113-P	3.6	0.8	0.5	0.0	0.5	0.8
Coal mining services.....		213113-0	3.6	0.8	0.5	0.0	0.5	0.8
Support activities for metal mining.....	213114		5.7	-0.7	0.0	0.0	0.0	0.0
Primary services.....		213114-P	5.8	-0.7	0.0	0.0	0.0	0.0
Metal mining services.....		213114-0	5.8	-0.7	0.0	0.0	0.0	0.0
Support activities for nonmetallic minerals (except fuels) mining.....	213115		0.0	0.0	0.0	0.0	0.0	0.0
Primary services.....		213115-P	0.0	0.0	0.0	0.0	0.0	0.0
Nonmetallic minerals (except fuels) mining support activity.....		213115-0	0.0	0.0	0.0	0.0	0.0	0.0
Utilities.....	221		19.5	1.5	1.8	0.6	-3.5	0.5
Electric power generation, transmission, and distribution.....	2211		14.3	1.3	0.1	-1.8	-3.9	1.1
Electric power generation.....	22111		26.8	3.3	2.0	-5.6	-9.7	3.9
Electric power generation.....	221110		26.8	3.3	2.0	-5.6	-9.7	3.9
Primary products.....		221110-P	26.5	3.4	1.6	-5.8	-9.9	4.0
Utilities.....		221110-4	26.8	1.0	10.3	-6.6	-8.5	3.4
Non-utilities.....		221110-5	26.0	6.1	-7.5	-4.8	-11.6	4.8
Secondary products and miscellaneous receipts.....		221110-SM						
Electric power transmission, control, and distribution.....	22112		9.7	0.3	-0.8	0.0	-1.3	0.0
Electric bulk power transmission and control.....	221121		8.9	0.5	0.3	1.1	0.1	1.1
Primary products.....		221121-P	8.9	0.5	0.3	1.1	0.1	1.1
Electric bulk power transmission and control.....		221121-3	8.9	0.5	0.3	1.1	0.1	1.1
Electric power distribution.....	221122		9.7	0.3	-0.9	0.0	-1.4	-0.1
Primary products.....		221122-P	7.6	-0.2	-3.2	-0.6	-0.5	2.1
Residential electric power.....		221122-41	6.6	-0.3	-2.4	-0.3	0.3	1.7
New England.....		221122-411	11.3	0.0	3.4	0.0	0.0	9.0
Middle Atlantic.....		221122-412	5.2	1.0	-1.0	-2.2	2.8	-1.7
East North Central.....		221122-413	0.8	-0.2	-6.9	0.4	-0.3	-0.8
West North Central.....		221122-414	1.6	-1.9	-10.4	-0.1	-1.5	0.9
South Atlantic.....		221122-415	4.7	2.1	-4.2	0.7	0.5	2.3
East South Central.....		221122-416	6.0	-0.5	-2.1	1.2	1.7	0.9
West South Central.....		221122-417	8.3	-4.6	-1.7	-1.4	-1.1	1.1
Mountain.....		221122-418	4.4	-1.5	0.4	-2.9	-0.1	0.6
Pacific.....		221122-419	15.5	0.0	3.2	0.4	0.1	5.1
Commercial electric power.....		221122-42	7.1	0.6	-4.3	-1.1	-1.3	1.7
New England.....		221122-421	11.3	0.0	-0.7	0.0	0.0	8.8
Middle Atlantic.....		221122-422	5.7	0.9	-4.1	-2.5	3.5	-3.4
East North Central.....		221122-423	1.6	0.8	-5.9	1.0	-1.1	-0.3
West North Central.....		221122-424	1.5	-3.0	-7.6	-0.3	-2.3	0.7
South Atlantic.....		221122-425	9.0	2.4	-0.9	0.0	0.7	3.8
East South Central.....		221122-426	7.7	0.5	-1.9	-1.9	3.3	1.7
West South Central.....		221122-427	6.0	2.0	-4.1	-4.0	-0.6	1.0
Mountain.....		221122-428	6.3	-2.2	1.1	-2.0	0.3	1.1
Pacific.....		221122-429	11.9	0.0	-8.8	-0.4	-10.4	5.1
Industrial electric power.....		221122-43	11.4	-1.2	-3.0	-0.7	-0.7	3.9
New England.....		221122-431	56.4	-0.4	4.7	3.8	7.6	51.0
Middle Atlantic.....		221122-432	15.3	5.3	4.6	-1.8	3.3	-1.4
East North Central.....		221122-433	3.3	-3.6	-7.4	1.0	-1.3	0.2
West North Central.....		221122-434	0.8	-6.0	-8.6	-4.0	0.4	-0.6
South Atlantic.....		221122-435	3.9	2.3	-0.4	0.2	0.5	1.2
East South Central.....		221122-436	10.1	1.8	-3.1	-0.5	1.6	2.8
West South Central.....		221122-437	8.0	0.2	-3.9	0.4	-0.1	0.8
Mountain.....		221122-438	24.0	-9.6	15.0	-5.3	-3.6	0.2
Pacific.....		221122-439	12.2	0.0	-11.2	-1.3	-8.3	4.9
Transportation electric power.....		221122-45	15.1	-1.7	-1.9	-0.3	0.7	3.1

See footnotes at end of table.

Table 12. Producer price index percentage changes for the net output of selected industries and their products, not seasonally adjusted — Continued
 [January 2022]

Title ¹	Industry code	Product code	Unadjusted 12-month percent change ²	Unadjusted 1-month percent change ²				
			Jan. 2021 to Jan. 2022 ^P	Aug. to Sept.	Sept. to Oct. ^P	Oct. to Nov. ^P	Nov. to Dec. ^P	Dec. to Jan. ^P
Electric power distribution - Continued								
Secondary products and miscellaneous receipts.....		221122-SM						
Miscellaneous receipts.....		221122-M	1.3	0.0	0.0	0.1	-0.2	0.9
Natural gas distribution.....	2212		44.0	2.4	9.7	10.6	-1.7	-1.7
Natural gas distribution.....	22121		44.0	2.4	9.7	10.6	-1.7	-1.7
Natural gas distribution.....	221210		44.1	2.4	9.7	10.6	-1.7	-1.7
Primary products.....		221210-P	43.6	2.6	10.1	11.2	-1.8	-2.2
Natural gas to ultimate consumers.....		221210-11	48.2	2.9	11.4	12.8	-2.1	-3.3
Residential natural gas.....		221210-112	25.1	1.6	3.9	2.5	0.2	0.5
New England residential natural gas.....		221210-1121	13.2	3.0	2.0	21.7	1.6	-1.9
Middle Atlantic residential natural gas.....		221210-1122	37.0	1.5	2.8	-0.1	2.2	0.4
East North Central residential natural gas.....		221210-1123	26.4	0.9	0.8	1.8	-3.1	-2.3
West North Central residential natural gas.....		221210-1124	36.0	7.9	6.7	-1.1	3.9	-1.9
South Atlantic residential natural gas.....		221210-1125	15.2	0.1	7.6	0.9	-1.6	-1.5
East South Central residential natural gas.....		221210-1126	31.9	2.4	1.1	7.8	3.0	1.4
West South Central residential natural gas.....		221210-1127	10.2	0.1	4.6	5.3	-0.6	-1.5
Mountain residential natural gas.....		221210-1128	18.9	0.4	6.1	3.0	0.5	1.5
Pacific residential natural gas.....		221210-1129	27.2	2.1	6.5	0.7	1.7	9.0
Commercial natural gas.....		221210-113	30.8	2.6	6.8	4.9	-0.2	1.1
New England commercial natural gas.....		221210-1131	16.0	3.5	4.2	26.1	2.2	-1.9
Middle Atlantic commercial natural gas.....		221210-1132	28.6	3.0	4.1	0.2	0.9	0.4
East North Central commercial natural gas.....		221210-1133	36.3	-0.1	3.7	4.1	-2.6	-0.9
West North Central commercial natural gas.....		221210-1134	34.4	14.1	9.6	-2.5	0.8	-5.2
South Atlantic commercial natural gas.....		221210-1135	21.8	-1.7	9.4	2.1	-3.3	0.0
East South Central commercial natural gas.....		221210-1136	30.9	2.6	3.9	5.1	0.8	-1.3
West South Central commercial natural gas.....		221210-1137	29.5	0.7	6.1	10.9	-2.3	-1.6
Mountain commercial natural gas.....		221210-1138	26.2	0.4	7.7	3.7	0.5	1.8
Pacific commercial natural gas.....		221210-1139	42.9	6.8	13.8	7.1	4.2	13.1
Industrial natural gas.....		221210-114	46.2	2.5	13.3	4.0	-1.7	-3.7
New England industrial natural gas.....		221210-1141	20.8	5.3	6.9	30.9	2.7	-3.0
Middle Atlantic industrial natural gas.....		221210-1142	27.1	2.9	22.7	0.6	-1.3	-3.8
East North Central industrial natural gas.....		221210-1143	71.3	0.9	3.0	3.3	-1.8	3.2
West North Central industrial natural gas.....		221210-1144	40.4	7.1	7.9	-0.9	6.2	-4.4
South Atlantic industrial natural gas.....		221210-1145	22.2	1.0	10.4	2.3	0.9	-2.8
East South Central industrial natural gas.....		221210-1146	47.6	3.3	3.2	12.4	2.6	-1.4
West South Central industrial natural gas.....		221210-1147	67.5	3.7	30.4	3.4	-8.3	-12.5
Mountain industrial natural gas.....		221210-1148	30.7	0.7	1.9	7.3	0.6	1.0
Pacific industrial natural gas.....		221210-1149	20.4	-0.4	6.8	4.7	4.1	2.0
To electric power.....		221210-115	90.3	4.8	22.2	27.3	-4.5	-7.9
Delivered to ultimate consumers for the account of others (transportation only)....		221210-12	20.4	0.4	2.5	1.3	0.2	5.1
Industrial consumer.....		221210-122	12.5	0.1	-0.6	1.0	0.2	9.7
Other consumers.....		221210-123	25.8	0.6	4.3	1.5	0.3	2.5
Secondary products and miscellaneous receipts.....		221210-SM						
Miscellaneous receipts.....		221210-M	3.3	0.2	0.4	1.6	0.2	-0.3
Construction industries								
New industrial building construction.....	236211		18.1	0.2	7.7	0.5	0.4	4.3
Primary products.....		236211-P	18.1	0.2	7.7	0.5	0.4	4.3
New warehouse building construction.....	236221		28.0	0.0	13.1	-0.3	0.1	6.4
Primary products.....		236221-P	28.0	0.0	13.1	-0.3	0.1	6.4
New school building construction.....	236222		12.3	0.1	5.3	0.1	0.0	2.9
Primary products.....		236222-P	12.3	0.1	5.3	0.1	0.0	2.9
New office building construction.....	236223		17.6	0.3	5.1	0.3	0.7	3.8
Primary products.....		236223-P	17.6	0.3	5.1	0.3	0.7	3.8
New health care building construction.....	236224		14.6	0.3	4.9	0.9	0.1	2.9
Primary products.....		236224-P	14.6	0.3	4.9	0.9	0.1	2.9
Concrete contractors, nonresidential building work.....	23811X		18.8	0.5	10.7	0.0	0.2	1.8
Primary products.....		23811X-P	18.8	0.5	10.7	0.0	0.2	1.8
Roofing contractors, nonresidential building work.....	23816X		13.9	0.8	1.5	0.4	0.5	4.7
Primary products.....		23816X-P	13.9	0.8	1.5	0.4	0.5	4.7
Electrical contractors, nonresidential building work.....	23821X		11.4	-0.5	3.7	0.8	0.1	1.3
Primary products.....		23821X-P	11.4	-0.5	3.7	0.8	0.1	1.3

See footnotes at end of table.

Table 12. Producer price index percentage changes for the net output of selected industries and their products, not seasonally adjusted — Continued
 [January 2022]

Title ¹	Industry code	Product code	Unadjusted 12-month percent change ²	Unadjusted 1-month percent change ²				
			Jan. 2021 to Jan. 2022 ^P	Aug. to Sept.	Sept. to Oct. ^P	Oct. to Nov. ^P	Nov. to Dec. ^P	Dec. to Jan. ^P
Plumbing, heating and air-conditioning contractors, nonresidential building work.	23822X		9.9	1.9	0.7	0.8	0.6	0.8
Primary products.		23822X-P	9.9	1.9	0.7	0.8	0.6	0.8
Manufacturing								
Total manufacturing industries.			15.6	0.8	1.6	0.7	-0.3	1.9
Food mfg.	311		14.0	1.2	-1.1	0.1	0.0	1.9
Animal food mfg.	3111		13.0	-0.1	-0.3	0.6	1.2	2.5
Animal food mfg.	31111		13.0	-0.1	-0.3	0.6	1.2	2.5
Dog and cat food manufacturing.	311111		8.6	0.0	0.0	0.1	0.5	2.4
Primary products.		311111-P	9.0	0.0	0.0	0.1	0.3	2.3
Dog food.		311111-1	10.0	0.0	0.0	0.1	0.3	2.7
Canned dog food.		311111-11	12.1	0.0	0.0	0.0	-0.2	0.6
Dry and semi moist dog food.		311111-14	9.2	0.0	0.0	0.2	0.5	3.5
Cat food.		311111-4	6.7	0.0	0.0	0.1	0.3	1.1
Canned cat food.		311111-44	6.0	0.0	0.0	0.0	0.0	0.7
Dry and semi moist cat food.		311111-45	7.8	0.0	0.0	0.3	0.7	1.8
Secondary products and miscellaneous receipts.		311111-SM						
Miscellaneous receipts.		311111-M1	5.8	0.0	0.0	0.0	2.2	3.3
Other animal food manufacturing.	311119		16.3	-0.3	-0.5	0.9	1.7	2.6
Primary products.		311119-P	16.2	-0.4	-0.6	1.0	1.7	2.8
Complete swine feed, supplements, concentrates, and premixes.		311119-B	29.7	3.1	0.8	1.9	2.6	3.4
Complete beef cattle feed, supplements, concentrates, and premixes.		311119-H	14.2	2.8	0.0	1.3	1.6	2.1
Poultry, exc. chicken and turkey, and livestock, exc. cattle and swine, feed.		311119-N	13.2	1.0	0.4	2.5	0.7	1.1
Pet (excluding dog and cat), laboratory, and fur animal feed.		311119-R	15.6	1.5	1.1	0.5	0.8	1.7
Chicken and turkey feed, supplements, concentrates, and premixes.		311119-1	16.9	-2.3	-2.9	0.5	2.0	3.9
Complete dairy cattle feed, supplements, concentrates, and premixes.		311119-5	8.9	-1.3	1.7	1.3	1.6	1.9
Other prepared animal feeds, including feeding materials and adjuncts.		311119-9	17.4	-2.3	-0.9	-0.5	1.5	2.2
Secondary products and miscellaneous receipts.		311119-SM						
Miscellaneous receipts.		311119-M	19.3	2.2	0.8	-0.2	0.7	0.8
Secondary products.		311119-S	10.2	-0.1	1.3	0.2	4.5	1.2
Grain & oilseed milling.	3112		20.3	-0.7	2.1	0.2	-1.1	1.6
Flour milling & malt mfg.	31121		19.6	0.2	3.6	1.3	0.3	-0.6
Flour milling.	311211		24.9	-0.1	4.5	1.5	0.3	-0.9
Primary products.		311211-P	23.6	0.2	4.2	1.5	0.2	-1.1
Prepared flour mixes, including refrigerated and frozen doughs and batters, made in flour mills.		311211-A	10.0	3.3	0.3	0.1	0.1	1.1
Wheat flour (except flour mixes), made in flour mills.		311211-1	25.2	0.0	4.0	2.0	-0.3	-1.7
Wheat mill products, except flour.		311211-4	14.6	0.5	7.0	-1.2	1.2	-2.8
Corn mill products.		311211-7	15.6	-1.1	3.1	0.6	1.2	0.9
Other grain mill products.		311211-9	44.5	0.9	9.7	1.0	3.9	1.2
Secondary products and miscellaneous receipts.		311211-SM						
Miscellaneous receipts.		311211-M	67.3	-8.9	9.1	2.3	1.2	4.1
Rice milling.	311212		7.5	1.2	0.9	0.7	0.2	0.4
Primary products.		311212-P	7.6	1.3	0.9	0.7	0.2	0.4
Milled rice and byproducts.		311212-0	7.6	1.3	0.9	0.7	0.2	0.4
Milled rice (incl second heads, screenings, brewers, bran, sharps, rice flour, and byproducts).		311212-04	6.1	-0.4	0.3	1.1	0.0	0.0
Head rice not packaged with other ingredients.		311212-06	8.2	1.7	1.0	0.7	0.2	0.4
Secondary products and miscellaneous receipts.		311212-SM						
Malt manufacturing.	311213		5.4	0.0	1.7	0.0	-0.2	0.5
Primary products.		311213-P	3.7	0.0	0.0	0.1	-0.2	0.5
Malt and malt byproducts.		311213-0	3.7	0.0	0.0	0.1	-0.2	0.5
Secondary products and miscellaneous receipts.		311213-SM1						
Starch & vegetable fats & oils mfg.	31122		24.7	-1.2	1.9	-0.2	-2.1	2.6
Wet corn milling.	311221		19.5	2.2	2.6	-3.0	0.3	2.2
Primary products.		311221-P	18.2	2.7	3.0	-3.8	0.3	2.0
Wet process corn byproducts.		311221-A	22.7	-2.9	10.4	-0.7	-3.0	5.6
Corn sweeteners, made by wet milling.		311221-1	7.0	6.5	-0.3	-9.0	1.6	0.9
Manufactured starch, made by wet milling.		311221-4	20.1	1.1	5.0	-3.5	0.3	0.1
Secondary products and miscellaneous receipts.		311221-SM						
Soybean and other oilseed processing.	311224		21.4	-3.3	0.3	0.5	-1.9	2.3
Primary products.		311224-P	16.3	-3.6	-0.9	0.6	-1.9	3.0

See footnotes at end of table.

Table 12. Producer price index percentage changes for the net output of selected industries and their products, not seasonally adjusted — Continued
[January 2022]

Title ¹	Industry code	Product code	Unadjusted 12-month percent change ²	Unadjusted 1-month percent change ²				
			Jan. 2021 to Jan. 2022 ^P	Aug. to Sept.	Sept. to Oct. ^P	Oct. to Nov. ^P	Nov. to Dec. ^P	Dec. to Jan. ^P
Soybean and other oilseed processing - Continued								
Cottonseed cake, meal, hulls, and other byproducts.....		311224-B	11.2	-0.6	2.3	2.4	3.4	1.0
Cottonseed cake and meal.....		311224-B1	4.6	-1.6	3.3	3.4	4.6	1.5
Soybean oil.....		311224-3	33.1	-7.3	-0.9	-0.4	-7.0	1.0
Crude soybean oil, degummed, made from soybeans crushed in the same establishment.....		311224-31	11.3	-2.2	-1.2	1.1	-0.9	-2.0
Soybean oil, all other types.....		311224-32	46.5	-9.4	-0.7	-1.1	-9.7	2.5
Soybean cake, meal, and other byproducts.....		311224-4	0.6	-1.2	-0.9	0.1	0.7	5.0
Soybean cake and meal.....		311224-41	-0.8	-0.8	-1.8	0.1	1.6	4.6
Other soybean products, including isolates and concentrates.....		311224-42	21.4	-5.9	10.3	0.5	-9.9	10.8
Cotton linters.....		311224-7	65.9	8.2	1.6	1.8	17.8	3.1
Other crude and refined vegetable oils and other vegetable mill products.....		311224-9	62.0	0.0	-2.2	7.1	4.3	1.3
Other crude vegetable oils, including linseed, peanut, sunflower, safflower, etc.....		311224-91	88.5	0.9	-2.6	9.6	5.4	0.7
Other vegetable oil mill products, including all oil seed cake and meal.....		311224-93	-3.1	-1.0	-0.8	-0.9	-0.6	-0.5
Secondary products and miscellaneous receipts.....		311224-SM						
Miscellaneous products.....		311224-M	0.4	2.5	-7.6	-10.1	5.0	2.9
Fats and oils refining and blending.....	311225		32.9	-0.3	3.6	0.9	-4.2	3.6
Primary products.....		311225-P	35.7	-0.7	4.1	0.9	-4.1	4.6
Shortening and cooking oils.....		311225-2	40.7	-0.8	4.5	0.9	-4.5	5.0
Margarine, butter blends, and butter substitutes.....		311225-4	4.9	0.2	1.5	1.2	-0.8	1.0
Secondary products and miscellaneous receipts.....		311225-SM						
Secondary products.....		311225-S	-6.2	4.0	-1.9	2.1	-7.9	-6.8
Breakfast cereal manufacturing.....	31123		4.5	-0.3	0.0	0.0	1.2	1.2
Breakfast cereal manufacturing.....	311230		4.4	-0.3	0.0	0.0	1.2	1.2
Primary products.....		311230-P	2.4	-0.3	0.0	0.0	0.0	0.0
Breakfast cereal.....		311230-1	2.4	-0.3	0.0	0.0	0.0	0.0
Secondary products and miscellaneous receipts.....		311230-SM						
Sugar & confectionery product mfg.....	3113		6.6	0.5	1.2	1.0	0.4	1.3
Sugar mfg.....	31131		4.0	0.3	1.3	0.4	1.4	-1.2
Beet sugar manufacturing.....	311313		3.0	0.4	0.4	-0.3	2.0	-0.2
Primary products.....		311313-P	2.8	0.4	0.6	-0.3	1.8	-0.1
Beet sugar.....		311313-0	2.9	0.4	0.6	-0.3	1.8	-0.1
Secondary products and miscellaneous receipts.....		311313-SM1						
Cane sugar manufacturing.....	311314		4.7	0.2	1.9	0.8	1.0	-1.8
Primary products.....		311314-P	4.8	0.1	1.9	0.8	1.1	-1.9
Raw cane sugar and sugarcane mill products and byproducts.....		311314-1	6.1	-0.1	5.0	0.7	1.5	-3.1
Refined granulated cane sugar and byproducts.....		311314-3	3.9	0.2	-0.1	0.9	0.8	-1.1
Secondary products and miscellaneous receipts.....		311314-SM						
Nonchocolate confectionery mfg.....	31134		7.1	0.9	1.0	2.2	0.6	1.1
Nonchocolate confectionery manufacturing.....	311340		7.1	0.9	1.0	2.2	0.6	1.1
Primary products.....		311340-P	7.2	1.1	1.1	2.3	0.4	1.2
Nonchocolate-type confectioneries, made and packaged for shipment.....		311340-1	7.0	1.5	0.9	1.3	0.5	1.3
Other confectionery-type products.....		311340-7	5.1	0.1	0.6	0.7	1.8	0.0
Secondary products and miscellaneous receipts.....		311340-SM						
Secondary products.....		311340-S	6.3	0.1	0.3	1.0	1.7	0.9
Chocolate and confectionery manufacturing.....	31135		8.0	0.4	1.3	0.8	-0.2	3.0
Chocolate and confectionery mfg. from cacao.....	311351		10.5	0.4	1.2	0.9	-0.8	3.5
Primary products.....		311351-P	12.0	0.5	1.4	1.0	-0.9	4.0
Chocolate/chocolate-type confectionery prods., cacao beans.....		311351-4	9.2	0.3	0.0	0.0	0.0	0.0
Other chocolate and cocoa products, made from cacao beans.....		311351-7	10.3	0.6	-1.8	2.4	-2.0	7.5
Secondary products and miscellaneous receipts.....		311351-SM1						
Confectionery mfg. from purchased chocolate.....	311352		6.9	0.4	1.4	0.8	0.1	2.8
Primary products.....		311352-P	7.3	0.4	1.6	0.8	0.1	3.2
Chocolate/confectionery products, made from purchased chocolate, not retailed... ..		311352-1	7.4	0.0	1.8	0.9	0.1	3.4
Chocolate/confectionery products, made from purchased chocolate, retailed.....		311352-2	-	6.0	-0.4	0.0	0.0	0.0
Secondary products and miscellaneous receipts.....		311352-SM						
Miscellaneous receipts.....		311352-M	-	1.0	0.0	0.0	0.0	0.0
Secondary products.....		311352-S	4.0	-	-	-	0.1	0.6
Fruit & vegetable preserving & specialty food mfg.....	3114		6.4	0.5	0.5	0.2	0.6	1.8
Frozen food manufacturing.....	31141		6.1	0.0	0.4	0.4	0.3	1.5

See footnotes at end of table.

Table 12. Producer price index percentage changes for the net output of selected industries and their products, not seasonally adjusted — Continued
 [January 2022]

Title ¹	Industry code	Product code	Unadjusted 12-month percent change ²	Unadjusted 1-month percent change ²				
			Jan. 2021 to Jan. 2022 ^P	Aug. to Sept.	Sept. to Oct. ^P	Oct. to Nov. ^P	Nov. to Dec. ^P	Dec. to Jan. ^P
Frozen fruit and vegetable manufacturing.....	311411		7.1	1.1	0.4	0.2	0.3	1.5
Primary products.....		311411-P	6.7	0.9	1.0	0.6	0.3	1.0
Frozen fruits, juices, ades, drinks, and cocktails.....		311411-1	19.8	1.4	3.6	1.1	0.3	0.1
Frozen fruits.....		311411-11	26.8	2.6	6.5	0.8	-0.1	0.1
Frozen vegetables.....		311411-4	3.2	0.8	0.3	0.4	0.3	1.3
Frozen vegetables, other than potato products.....		311411-47	7.5	1.1	0.1	0.5	0.8	2.1
Frozen potato products (French-fried, patties, puffs, etc.).....		311411-48	0.0	0.6	0.4	0.3	-0.2	0.7
Secondary products and miscellaneous receipts.....		311411-SM						
Miscellaneous receipts.....		311411-M	13.1	4.6	-7.5	-5.4	2.9	9.7
Frozen specialty food manufacturing.....	311412		5.3	-0.9	0.4	0.5	0.3	1.5
Primary products.....		311412-P	5.4	-1.1	0.3	0.7	0.3	1.5
Frozen dinners (beef, pork, and poultry pies) and nationality foods, incl. frozen pizza.....		311412-1	5.1	-1.7	0.8	0.6	0.4	1.8
Other frozen specialties, incl. all whipped topping, waffles, soups, etc., excluding seafood.....		311412-4	7.3	1.7	-1.8	1.1	-0.1	0.2
Secondary products and miscellaneous receipts.....		311412-SM						
Secondary products.....		311412-S	3.5	4.0	3.8	-3.3	0.9	1.7
Fruit & vegetable canning, pickling & drying.....	31142		6.6	0.8	0.6	0.1	0.8	2.0
Fruit and vegetable canning.....	311421		6.8	1.3	1.0	0.0	1.3	1.6
Primary products.....		311421-P	7.1	1.3	1.1	0.0	1.4	1.5
Canned catsup and other tomato based sauces.....		311421-D	7.8	1.9	2.4	-0.3	1.7	1.7
Canned jams, jellies, and preserves.....		311421-G	9.7	0.0	0.1	8.8	0.0	-0.1
Canned and fresh fruit juices, nectars, and concentrates.....		311421-K	6.1	1.2	0.7	-0.5	0.5	3.4
Pickles and other pickled products, including horseradish.....		311421-Q	12.5	0.0	0.1	0.0	7.5	0.2
Canned fruits, excluding baby foods.....		311421-1	5.4	1.2	1.1	-0.5	0.6	0.5
Canned vegetables.....		311421-5	6.6	2.2	-0.2	0.6	0.6	0.4
Secondary products and miscellaneous receipts.....		311421-SM						
Miscellaneous receipts.....		311421-M	-12.9	-4.7	2.0	-1.6	-0.7	-6.4
Secondary products.....		311421-S	8.8	3.2	-0.3	1.2	0.9	4.3
Specialty canning.....	311422		10.0	0.2	0.2	0.0	0.1	4.1
Primary products.....		311422-P	9.1	0.3	0.3	0.0	0.1	2.0
Canned baby foods and other canned specialty/nationality foods.....		311422-5	8.0	2.1	0.8	0.3	-0.6	5.0
Canned soups and stews, excluding frozen and seafood.....		311422-6	12.1	0.0	0.1	-0.1	0.3	1.9
Canned dry beans.....		311422-7	0.7	0.0	0.5	0.0	0.0	0.0
Secondary products and miscellaneous receipts.....		311422-SM						
Secondary products.....		311422-S	12.1	0.0	0.0	0.0	0.0	9.1
Dried and dehydrated food manufacturing.....	311423		1.3	-0.4	-0.2	0.2	0.0	0.7
Primary products.....		311423-P	0.3	-0.4	-0.3	0.0	0.0	0.0
Dried and dehydrated fruits and vegetables, incl. freeze-dried.....		311423-5	0.3	-0.6	-0.4	0.1	-0.1	0.0
Secondary products and miscellaneous receipts.....		311423-SM						
Dairy product mfg.....	3115		12.7	0.5	1.2	1.3	2.1	2.9
Dairy product (except frozen) mfg.....	31151		13.4	0.4	1.2	1.3	2.3	3.1
Fluid milk manufacturing.....	311511		11.9	0.1	0.9	1.9	2.2	1.2
Primary products.....		311511-P	12.2	-0.2	1.1	2.2	2.3	0.9
Yogurt, except frozen.....		311511-A	1.3	0.0	0.4	0.1	0.2	0.1
Perishable dairy product substitutes.....		311511-D	-3.3	0.0	4.6	0.0	0.0	-8.7
Fluid milk and cream, bulk sales.....		311511-1	29.0	0.0	1.4	3.6	5.0	3.5
Fluid milk and related products, packaged (incl. cartons, bottles, cans, etc.) excl. U.H.T.....		311511-5	13.6	-0.3	0.9	2.8	2.5	1.4
Whole fluid milk, packaged, excluding U.H.T. and flavored.....		311511-51	14.1	-0.4	1.2	2.7	2.8	1.4
Fluid milk, lowfat, incl. 2.0, 1.0, and 0.5 percent packaged, excl. U.H.T. and flavored.....		311511-52	12.8	-0.1	0.9	3.3	2.2	0.9
Fat free or skim milk, packaged, excluding U.H.T. and flavored.....		311511-53	10.7	-0.1	0.7	3.5	1.8	0.4
Other fluid milk related products, incl. heavy & light cream, unflavored sour cream, etc.....		311511-59	16.9	-0.9	0.2	1.0	3.0	3.8
Cottage cheese (including bakers', pot, and farmers' cheese).....		311511-7	12.0	0.1	1.3	2.2	2.2	1.6
Other packaged milk products incl. flavored milks, eggnog, buttermilk etc.....		311511-9	11.7	0.2	0.7	1.5	2.6	1.3
Secondary products and miscellaneous receipts.....		311511-SM						
Miscellaneous receipts.....		311511-M	13.4	0.5	0.5	1.7	2.2	2.8
Secondary products.....		311511-S	8.2	1.6	-0.3	0.3	1.1	1.3
Creamery butter manufacturing.....	311512		94.9	7.1	-3.5	12.6	5.0	31.2
Primary products.....		311512-P	94.9	7.1	-3.5	12.6	5.0	31.2
Creamery butter.....		311512-0	94.9	7.1	-3.5	12.6	5.0	31.2

See footnotes at end of table.

Table 12. Producer price index percentage changes for the net output of selected industries and their products, not seasonally adjusted — Continued
 [January 2022]

Title ¹	Industry code	Product code	Unadjusted 12-month percent change ²	Unadjusted 1-month percent change ²				
			Jan. 2021 to Jan. 2022 ^P	Aug. to Sept.	Sept. to Oct. ^P	Oct. to Nov. ^P	Nov. to Dec. ^P	Dec. to Jan. ^P
Cheese manufacturing.....	311513		4.8	0.5	2.3	-0.8	2.1	2.2
Primary products.....		311513-P	4.0	0.7	2.3	-1.1	2.2	2.2
Raw liquid whey.....		311513-A	44.1	-2.1	2.1	1.6	4.1	2.9
Natural cheese (cheddar, Swiss, Italian, brick, cream, grated, dried etc.) excl. cottage cheese.....		311513-1	3.8	0.3	1.5	-1.0	2.0	2.5
Natural cheese, except lowfat, shipped in consumer packages or containers (3 lbs. or less).....		311513-1111	2.5	0.0	-0.1	0.0	0.1	0.8
Natural cheese, except lowfat, shipped in packages or containers (more than 3 lbs.) or bulk.....		311513-1121	4.8	0.6	2.7	-1.7	3.5	4.0
Lowfat natural cheese, except cottage cheese, shipped in consumer packages (3 lbs. or less).....		311513-1131	0.2	-0.1	0.1	0.0	0.3	0.1
Lowfat natural cheese, except cottage cheese, shipped in packages (more than 3 lbs.) or in bulk.....		311513-1141	8.6	-0.3	3.7	-2.3	5.6	2.6
Process cheese and related products.....		311513-4	4.3	2.6	6.2	-1.7	2.9	1.4
Process cheese, shipped in consumer packages or containers (3 lbs. or less)....		311513-41	2.4	2.3	5.0	-2.4	1.5	2.3
All other process cheese and related products.....		311513-49	5.9	2.8	7.3	-1.1	4.1	0.7
Process cheese, shipped in packages or containers (more than 3 lbs.) or in bulk.....		311513-4921	-1.6	-4.6	0.5	4.3	4.5	-2.4
Cheese food, spread, and other related products.....		311513-4961	15.1	12.7	15.1	-6.6	3.6	4.1
Secondary products and miscellaneous receipts.....		311513-SM						
Miscellaneous receipts.....		311513-M	6.9	-0.3	0.7	0.3	1.6	1.2
Secondary products.....		311513-S	10.6	-0.5	2.9	0.5	1.9	2.2
Dry, condensed, and evaporated dairy products.....	311514		23.4	-0.2	0.7	2.3	2.5	3.9
Primary products.....		311514-P	20.3	-0.4	0.4	1.7	1.5	4.3
Ice cream mixes and related products.....		311514-A	26.4	-1.4	1.5	1.0	1.7	4.0
Dairy product substitutes.....		311514-D	3.3	0.0	0.0	3.2	0.0	0.0
Dry milk products and mixtures.....		311514-1	23.3	-0.8	0.6	1.8	2.2	0.0
Milk products, shipped in consumer-type cans, excluding substitutes.....		311514-5	18.4	0.2	0.0	0.3	0.2	17.2
Concentrated milk products shipped in bulk (barrels, drums, and tanks).....		311514-7	55.6	2.7	2.2	5.1	3.8	5.2
Secondary products and miscellaneous receipts.....		311514-SM						
Secondary products.....		311514-S	39.7	1.1	2.0	5.1	7.2	2.1
Ice cream and frozen dessert mfg.....	31152		5.1	1.5	0.5	0.8	0.2	1.2
Ice cream and frozen dessert manufacturing.....	311520		5.1	1.5	0.5	0.8	0.2	1.2
Primary products.....		311520-P	5.3	1.7	0.5	0.7	0.1	1.2
Ice cream and frozen dessert manufacturing.....		311520-0	5.3	1.7	0.5	0.7	0.1	1.2
Ice cream, incl. custards (excl. lowfat and nonfat) shipped in bulk (containers 3 gal or more).....		311520-01	11.0	0.9	-0.7	0.9	-0.3	4.9
Ice cream, incl. custards (excl. lowfat and nonfat) shipped in sizes less than 3 gallons.....		311520-02	4.2	2.0	0.7	0.3	0.0	0.3
Ice cream, including custards (excluding lowfat and nonfat), novelty forms.....		311520-03	5.1	2.5	-0.7	0.2	0.4	2.9
Ice cream, including custards, lowfat and nonfat.....		311520-04	0.9	0.5	0.3	0.5	0.0	0.1
Other frozen desserts (yogurt, sherbet, water ices, mellorine, frozen pudding, gelato, etc.).....		311520-05	8.7	0.8	2.2	2.2	0.0	0.6
Secondary products and miscellaneous receipts.....		311520-SM						
Miscellaneous receipts.....		311520-M	0.0	0.0	0.0	0.0	0.0	0.0
Secondary products.....		311520-S	7.5	0.4	1.1	2.7	1.5	2.3
Animal slaughtering & processing.....	31161		25.2	3.1	-5.4	-1.6	-1.9	1.6
Animal, except poultry, slaughtering.....	311611		31.3	4.4	-9.9	-0.7	-5.3	2.3
Primary products.....		311611-P	30.4	4.3	-10.3	-0.7	-5.7	2.2
Pork, fresh/frozen, unprocessed, all cuts, except sausage, made in slaughtering plants.....		311611-A	-1.4	-4.4	-6.5	-6.2	-3.6	-6.4
Pork, processed or cured, not canned or made into sausage, made in slaughtering plants.....		311611-G	4.0	0.7	-0.1	-1.4	-0.6	-0.2
Fresh and processed sausage, deli, and cooked meats, made in slaughtering plants.....		311611-J	10.5	-1.8	1.3	-0.5	-4.3	-2.5
Hides, skins, and pelts, made in slaughtering plants.....		311611-Q	-8.3	-2.6	-11.0	-10.1	-5.6	-3.0
Miscellaneous byproducts of slaughtering plants.....		311611-R	54.9	7.7	-4.1	1.8	-5.8	3.7
Beef, fresh or frozen, not canned or made into sausage, made in slaughtering plants.....		311611-1	44.2	7.4	-13.1	0.8	-6.7	5.0
Beef, fresh/frozen whole/half carcass, not canned or made into sausage, misp... ..		311611-10	23.5	-5.2	-11.9	2.1	-7.6	11.9
Beef, fresh/frozen variety meats, not canned or made into sausage, made in slaughtering plants.....		311611-16	25.5	7.1	1.4	-0.2	-8.4	3.0
Beef, fresh/frozen, primal and subprimal cuts, made in slaughtering plants.....		311611-17	46.7	8.2	-13.7	0.7	-6.6	4.7
Lamb/mutton, fresh or frozen, not canned or made into sausage, made in slaughtering plants.....		311611-7	14.2	2.2	1.2	-1.1	-1.7	-1.0
Secondary products and miscellaneous receipts.....		311611-SM						
Miscellaneous receipts.....		311611-M	55.3	7.0	0.0	0.0	0.0	8.9
Secondary products.....		311611-S	60.5	8.9	9.6	3.8	11.2	1.6

See footnotes at end of table.

Table 12. Producer price index percentage changes for the net output of selected industries and their products, not seasonally adjusted — Continued
[January 2022]

Title ¹	Industry code	Product code	Unadjusted 12-month percent change ²	Unadjusted 1-month percent change ²				
			Jan. 2021 to Jan. 2022 ^P	Aug. to Sept.	Sept. to Oct. ^P	Oct. to Nov. ^P	Nov. to Dec. ^P	Dec. to Jan. ^P
Meat processed from carcasses.....	311612		14.4	1.4	-0.7	-1.9	-0.9	-1.7
Primary products.....		311612-P	15.0	1.5	-0.8	-2.1	-1.0	-1.9
Other processed, frozen, or cooked meats, made from purchased carcasses.....		311612-A	19.4	2.5	-1.3	-2.1	-0.3	-2.1
Boxed meat (beef, pork, lamb, etc.), made from purchased carcasses.....		311612-A1	13.5	3.6	3.1	-3.8	-0.5	-6.2
Frozen ground meat patties and other processed, frozen, or cooked meats, mfpc.....		311612-A5	22.2	2.1	-3.2	-1.3	-0.2	-0.3
Pork, processed or cured, not canned or made into sausage, mfpc.....		311612-1	10.5	0.3	-0.1	-2.8	-1.7	-2.5
Pork, sweet-pickled, dry-cured, or dry salt, not canned or made into sausage, mfpc.....		311612-11	17.7	0.7	0.3	-0.4	-0.1	0.9
Smoked hams and picnics, excluding canned, made from purchased carcasses.....		311612-12	9.2	1.5	0.3	-0.4	2.0	2.1
Smoked slab bacon, made from purchased carcasses.....		311612-13	39.7	4.2	0.1	-0.8	-1.9	0.3
Smoked sliced bacon, made from purchased carcasses.....		311612-14	10.6	-0.8	1.2	-6.5	-5.0	-8.6
Other smoked pork, not canned or made into sausage, made from purchased carcasses.....		311612-15	20.6	-5.7	7.9	-0.3	1.6	-1.6
Boiled ham, barbecue pork, and other cooked pork, except canned meats and sausage, mfpc.....		311612-16	-5.4	-0.1	-8.6	1.6	-1.0	1.6
Sausage and similar products, excluding canned, made from purchased carcasses.....		311612-4	13.8	0.6	-1.1	-1.1	-2.1	-1.2
Fresh sausage (pork sausage, breakfast links, etc.), excluding canned, mfpc....		311612-41	13.1	-1.4	-5.8	-3.3	-0.3	-3.8
Dry or semidry sausage (salami, cervelat, pepperoni, summer sausage, pork roll, etc), mfpc.....		311612-42	20.6	6.0	1.9	-1.8	-2.5	-1.4
Frankfurters, including wieners, excluding canned, made from purchased carcasses.....		311612-43	9.1	-2.2	-2.2	0.6	-2.2	1.0
Other sausage (smoked or cooked) & jellied goods & similar preparations, excluding canned, mfpc.....		311612-44	8.0	-3.1	1.3	1.9	-3.4	0.8
Canned meats, excluding dog, cat, and baby food, made from purchased carcasses.....		311612-7	8.9	2.4	1.3	-2.7	1.2	0.6
Secondary products and miscellaneous receipts.....		311612-SM						
Secondary products.....		311612-S	11.5	0.2	0.3	1.4	-0.3	1.6
Rendering and meat byproduct processing.....	311613		7.3	-6.1	-4.0	-3.7	-0.1	3.7
Primary products.....		311613-P	3.5	-6.5	-4.7	-3.9	0.0	4.0
Lard, inedible tallow, and other greases, excluding wool grease.....		311613-2	55.6	-1.0	2.1	2.8	-2.5	-3.2
Animal and marine feed and fertilizer byproducts.....		311613-5	-15.1	-9.6	-8.9	-8.6	1.9	9.4
Meat and bone meal.....		311613-51	-29.8	-16.4	-16.7	-21.4	-7.4	15.0
Animal and marine feed and fertilizer byproducts, except meat and bone meal..		311613-52	-7.2	-4.6	-4.1	-1.6	6.0	7.3
Secondary products and miscellaneous receipts.....		311613-SM						
Poultry processing.....	311615		26.7	2.8	-1.1	-2.9	2.7	3.1
Primary products.....		311615-P	27.0	2.9	-1.1	-2.9	2.7	3.1
Processed poultry and small game (except soups), containing 20 percent or more poultry or meat.....		311615-D	19.0	2.4	1.4	-5.1	5.2	6.6
Young chickens, including bulk, chilled, frozen, whole, and in parts.....		311615-1	27.9	3.5	-2.9	-2.9	1.9	1.4
Turkeys (including frozen, whole, and parts).....		311615-7	49.0	1.6	0.0	1.7	1.2	2.2
Other poultry and small game (including frozen), whole, and parts.....		311615-9	68.1	1.8	0.4	1.3	-0.3	1.8
Secondary products and miscellaneous receipts.....		311615-SM						
Secondary products.....		311615-S	19.4	4.0	-2.1	-2.8	6.9	0.8
Seafood product preparation & packaging.....	3117		12.5	0.5	2.6	0.6	0.5	0.2
Seafood product preparation and packaging.....	31171		12.5	0.5	2.6	0.6	0.5	0.2
Seafood product preparation and packaging.....	311710		12.6	0.5	2.6	0.6	0.5	0.2
Primary products.....		311710-P	13.0	0.8	2.7	0.6	0.5	0.1
Seafood canning.....		311710-1	5.5	1.0	0.2	3.4	0.0	0.0
Fresh and frozen seafood processing.....		311710-2	14.4	0.7	3.1	0.1	0.6	0.2
Prepared fresh fish/seafood, inc. surimi/surimi-based products.....		311710-21	11.8	0.8	2.9	1.0	0.7	0.9
Prepared frozen fish.....		311710-22	9.9	0.6	1.0	0.5	0.1	3.1
Prepared frozen shellfish.....		311710-23	26.1	0.7	6.8	-0.9	1.2	-3.5
Other prepared fresh and frozen seafood.....		311710-24	5.8	1.6	0.0	0.2	0.7	-0.4
Secondary products and miscellaneous receipts.....		311710-SM						
Miscellaneous receipts.....		311710-M	10.3	-5.7	1.7	-0.8	0.5	2.7
Bakeries & tortilla mfg.....	3118		7.3	0.9	0.2	1.1	0.6	1.9
Bread & bakery product mfg.....	31181		7.1	1.3	0.2	1.3	0.7	1.5
Retail bakeries.....	311811		10.7	0.6	0.7	3.2	1.6	1.4
Primary products.....		311811-P	10.9	0.7	0.7	3.3	1.6	1.4
Retail bakery products.....		311811-0	10.9	0.7	0.7	3.3	1.6	1.4
Secondary products and miscellaneous receipts.....		311811-SM						
Miscellaneous receipts.....		311811-M	2.6	0.0	0.2	0.0	0.0	0.0

See footnotes at end of table.

Table 12. Producer price index percentage changes for the net output of selected industries and their products, not seasonally adjusted — Continued
 [January 2022]

Title ¹	Industry code	Product code	Unadjusted 12-month percent change ²	Unadjusted 1-month percent change ²				
			Jan. 2021 to Jan. 2022 ^P	Aug. to Sept.	Sept. to Oct. ^P	Oct. to Nov. ^P	Nov. to Dec. ^P	Dec. to Jan. ^P
Commercial bakeries.....	311812		7.3	1.5	0.2	1.2	0.8	1.5
Primary products.....		311812-P	7.3	1.5	0.2	1.2	0.9	1.5
Bread (white, wheat, rye, etc.), including frozen.....		311812-1	6.3	0.8	0.4	0.4	1.1	0.6
White pan bread.....		311812-15	7.8	1.0	0.7	0.9	1.0	0.4
White hearth bread (French, Italian, etc.).....		311812-16	5.8	2.1	0.2	0.3	2.0	0.1
Dark wheat breads (whole wheat, cracked wheat, multigrain, etc.).....		311812-17	6.1	1.8	-1.0	0.3	1.4	1.2
Other variety breads (rye, unleavened, raisin, potato, self-rising, salt-free, canned, etc.).....		311812-18	3.6	-1.3	1.2	-0.5	0.7	0.9
Rolls, bread-type (including muffins, bagels, and croissants), including frozen.....		311812-5	6.1	2.9	0.6	1.8	0.9	-0.5
Rolls, hamburger and wiener.....		311812-51	6.8	2.9	0.9	3.2	1.7	0.7
All other rolls, bread-type (incl. muffins, bagels, and croissants).....		311812-59	5.4	3.0	0.2	0.4	0.1	-1.7
Soft cakes, excluding frozen.....		311812-7	16.0	1.2	-1.0	2.3	1.1	8.4
Pies (fruit, cream, and custard), excluding frozen.....		311812-8	0.6	1.0	-1.0	4.1	-2.0	-1.0
Other sweet goods, excluding frozen.....		311812-9	7.3	0.4	-0.7	1.5	-0.2	4.3
Secondary products and miscellaneous receipts.....		311812-SM						
Miscellaneous receipts.....		311812-M	5.6	0.1	-0.1	2.8	-0.3	0.1
Secondary products.....		311812-S	8.9	4.4	0.3	-1.1	0.1	2.7
Frozen cakes and other pastries manufacturing.....	311813		3.7	0.3	0.3	0.5	-0.4	1.7
Primary products.....		311813-P	4.8	0.4	0.4	0.4	0.4	2.1
Frozen cakes, pies, and other pastries.....		311813-0	4.8	0.4	0.4	0.4	0.4	2.1
Secondary products and miscellaneous receipts.....		311813-SM						
Secondary products.....		311813-S	-4.2	0.0	0.0	1.2	-6.8	-1.2
Cookie, cracker & pasta mfg.....	31182		8.1	0.4	0.2	1.0	0.7	2.7
Cookie and cracker manufacturing.....	311821		5.7	0.2	0.0	0.0	0.0	3.8
Primary products.....		311821-P	6.0	0.3	0.0	0.0	0.0	4.3
Crackers, biscuits, and related products.....		311821-2	0.1	0.0	0.0	0.0	0.0	0.0
Crackers, biscuits, and related products.....		311821-24	0.1	0.0	0.0	0.0	0.0	0.0
Cookies, wafers, and ice cream cones and cups (excluding frozen).....		311821-4	10.9	0.5	0.0	0.0	0.0	7.7
Secondary products and miscellaneous receipts.....		311821-SM						
Secondary products.....		311821-S	4.5	0.0	0.0	0.0	0.0	0.2
Dry pasta, dough, and flour mixes manufacturing from purchased flour.....	311824		10.4	0.5	0.3	1.9	1.3	1.8
Primary products.....		311824-P	10.2	0.4	0.3	1.5	2.0	1.4
Prepared flour mixes (incl refrigerated & frozen doughs & batters) made from purchased flour.....		311824-1	7.7	0.4	0.2	1.4	0.6	0.8
Flour mixes (refrigerated & frozen doughs & batters), ex cake mixes, made from purchased flour.....		311824-12	8.0	0.1	0.2	1.5	0.6	0.8
Dry macaroni, spaghetti and egg noodle products (excluding canned or frozen).....		311824-3	16.3	0.5	0.5	1.9	5.3	3.0
Secondary products and miscellaneous receipts.....		311824-SM						
Secondary products.....		311824-S	13.7	1.5	0.0	0.3	0.2	2.6
Tortilla mfg.....	31183		3.7	0.5	0.3	0.7	-0.1	0.0
Tortilla manufacturing.....	311830		3.7	0.5	0.3	0.7	-0.1	0.0
Primary products.....		311830-P	3.8	0.9	0.3	0.7	-0.1	0.0
Tortillas, sold in bulk or packages, excluding frozen or canned.....		311830-0	3.8	0.9	0.3	0.7	-0.1	0.0
Secondary products and miscellaneous receipts.....		311830-SM						
Miscellaneous receipts.....		311830-M	3.0	0.6	2.0	0.2	0.0	0.0
Secondary products.....		311830-S	3.9	-1.9	0.4	0.7	0.0	0.0
Other food manufacturing.....	3119		6.4	0.6	1.0	0.9	0.2	1.5
Snack food mfg.....	31191		6.7	0.5	2.5	0.8	-0.1	0.9
Roasted nuts and peanut butter manufacturing.....	311911		8.1	0.3	-0.2	1.0	-0.3	2.5
Primary products.....		311911-P	8.5	0.3	-0.2	1.1	-0.3	2.6
Nuts and seeds (salted, roasted, cooked, or blanched).....		311911-1	9.3	1.1	-0.4	0.7	-0.5	3.1
Nuts (salted, roasted, cooked, or blanched), sold in bulk.....		311911-11	16.6	3.1	-1.1	1.6	-1.7	4.4
Canned nuts (salted, roasted, cooked, or blanched).....		311911-12	2.6	0.0	0.0	0.3	0.0	0.3
All other packaged nuts, including all types of seeds (salted, roasted, cooked, or blanched).....		311911-13	7.7	0.0	0.0	0.1	0.2	3.6
Peanut butter.....		311911-4	3.7	-4.2	1.1	3.9	0.8	-0.7
Secondary products and miscellaneous receipts.....		311911-SM						
Secondary products.....		311911-S	1.7	0.0	0.0	0.0	0.2	1.4
Other snack food manufacturing.....	311919		6.0	0.7	3.8	0.7	0.0	0.1
Primary products.....		311919-P	6.5	0.7	4.2	0.8	0.0	0.1
Potato chips and sticks, plain and flavored.....		311919-1	3.6	0.9	2.4	0.0	-0.1	0.3
Corn chips and related products.....		311919-4	12.3	1.6	8.0	1.9	0.0	0.0
Other chips, sticks (hard pretzels, bacon rinds, popcorn (except candied), etc.).....		311919-7	3.7	-0.5	2.1	0.5	0.0	0.0

See footnotes at end of table.

Table 12. Producer price index percentage changes for the net output of selected industries and their products, not seasonally adjusted — Continued
 [January 2022]

Title ¹	Industry code	Product code	Unadjusted 12-month percent change ²	Unadjusted 1-month percent change ²				
			Jan. 2021 to Jan. 2022 ^P	Aug. to Sept.	Sept. to Oct. ^P	Oct. to Nov. ^P	Nov. to Dec. ^P	Dec. to Jan. ^P
Other snack food manufacturing - Continued								
Secondary products and miscellaneous receipts.....		311919-SM						
Coffee & tea mfg.....	31192		3.7	0.3	0.2	0.4	0.2	1.1
Coffee and tea manufacturing.....	311920		3.7	0.3	0.2	0.4	0.2	1.1
Primary products.....		311920-P	3.7	0.3	0.2	0.4	0.2	1.1
Roasted coffee.....		311920-1	4.1	0.4	0.3	0.5	0.2	1.3
Coffee, concentrated, including coffee substitutes.....		311920-5	0.8	0.8	0.0	0.0	0.0	0.0
Tea in consumer packages.....		311920-7	1.6	-0.1	0.0	0.0	0.0	0.0
Secondary products and miscellaneous receipts.....		311920-SM						
Miscellaneous receipts.....		311920-M	1.6	0.0	0.0	0.0	0.0	0.0
Flavoring syrup & concentrate mfg.....	31193		6.4	0.0	0.2	0.5	0.3	4.8
Flavoring syrup and concentrate manufacturing.....	311930		6.4	0.0	0.2	0.5	0.3	4.8
Primary products.....		311930-P	6.6	0.0	0.2	0.6	0.2	5.0
Liquid beverage bases, excluding use by soft drink bottlers.....		311930-1	14.1	0.0	0.0	9.9	2.5	2.1
Soft drink flavoring syrup, sold in bulk.....		311930-6	0.0	0.0	0.0	0.0	0.0	0.0
Other flavoring agents (except chocolate syrups).....		311930-8	6.7	0.0	0.3	0.0	0.0	5.8
Secondary products and miscellaneous receipts.....		311930-SM						
Secondary products.....		311930-S	3.6	0.0	0.0	0.0	0.4	3.1
Seasoning & dressing mfg.....	31194		5.8	0.5	1.1	0.1	0.1	0.5
Mayonnaise, dressing, and sauce manufacturing.....	311941		9.1	1.4	1.0	0.2	0.0	0.9
Primary products.....		311941-P	10.6	1.7	1.2	0.3	0.0	1.0
Vinegar and cider.....		311941-1	11.7	0.0	0.0	0.0	0.0	4.6
Prepared sauces, excluding tomato-based sauces and sauces comprised of 20 percent or more meat.....		311941-4	4.9	0.3	0.4	0.8	0.0	1.8
Mayonnaise, salad dressings, and sandwich spreads.....		311941-7	13.5	2.4	1.6	0.1	0.0	0.3
Spoon-type salad dressing incl. mayonnaise, sandwich spreads, refrigerated dressings, semisolid.....		311941-75	20.9	3.1	2.5	0.1	0.0	0.6
Pourable-type salad dressing (reduced calorie, cheese, vinegar and oil, etc.).....		311941-76	5.9	1.7	0.6	0.0	0.0	0.0
Secondary products and miscellaneous receipts.....		311941-SM						
Miscellaneous receipts.....		311941-M	0.5	0.0	0.5	0.0	0.0	0.0
Secondary products.....		311941-S	2.6	0.4	0.0	0.0	0.0	0.5
Spice and extract manufacturing.....	311942		3.3	-0.2	1.3	-0.1	0.1	0.1
Primary products.....		311942-P	2.5	-0.4	0.7	0.1	-0.2	0.2
Table salt (evaporated), pepper (white and black), and other spices.....		311942-1	2.1	-2.3	2.6	0.4	-1.8	-0.9
Pepper and other spices in commercial sizes (1 lb or more).....		311942-16	19.6	-7.7	7.0	2.4	1.8	3.6
Flavoring extracts, emulsions, liquid flavors, and food colorings.....		311942-6	1.8	0.3	0.0	0.0	0.0	0.0
Dry mix food preparations.....		311942-7	4.1	0.0	0.2	0.0	1.0	1.4
Secondary products and miscellaneous receipts.....		311942-SM						
Secondary products.....		311942-S	-	4.0	1.6	-	-	-
All other food mfg.....	31199		8.1	1.3	-0.6	2.1	0.8	2.2
Perishable prepared food manufacturing.....	311991		0.9	0.8	-0.5	2.7	-1.8	-0.2
Primary products.....		311991-P	0.7	0.9	-0.6	2.9	-1.9	-0.3
Perishable prepared foods.....		311991-0	0.7	0.9	-0.6	2.9	-1.9	-0.3
Secondary products and miscellaneous receipts.....		311991-SM						
Miscellaneous receipts.....		311991-M	3.3	-0.1	0.0	0.2	0.1	2.2
All other miscellaneous food manufacturing.....	311999		15.1	1.7	-0.7	1.7	3.3	4.3
Primary products.....		311999-P	19.4	2.3	-1.1	1.6	3.5	5.8
All other miscellaneous manufactured foods.....		311999-0	19.4	2.3	-1.1	1.6	3.5	5.8
Secondary products and miscellaneous receipts.....		311999-SM						
Beverage & tobacco mfg.....	312		7.0	1.3	1.0	0.3	0.6	1.5
Beverage mfg.....	3121		5.9	1.3	1.1	0.3	0.2	1.9
Soft drink & ice mfg.....	31211		9.7	2.8	1.2	0.4	0.4	3.3
Soft drink manufacturing.....	312111		10.1	3.1	1.1	0.4	0.3	3.6
Primary products.....		312111-P	10.4	3.5	1.0	0.3	0.3	3.7
Soft drinks, non-carbonated.....		312111-A	7.2	6.0	1.3	0.2	0.4	3.1
Soft drinks, non-carbonated, all other types.....		312111-A3	7.2	1.0	0.6	1.1	0.2	3.7
Soft drinks, non-carbonated, fruit drinks, cocktails, ades.....		312111-A4	7.0	11.2	1.9	-0.6	0.5	2.5
Soft drinks, bottled, canned, glass, plastic, carbonated.....		312111-2	12.0	2.5	0.8	0.3	0.2	4.0
Secondary products and miscellaneous receipts.....		312111-SM						
Miscellaneous receipts.....		312111-M	7.6	1.0	0.8	1.6	0.5	3.5
Secondary products.....		312111-S	10.3	0.5	3.2	-0.3	0.3	2.8

See footnotes at end of table.

Table 12. Producer price index percentage changes for the net output of selected industries and their products, not seasonally adjusted — Continued
[January 2022]

Title ¹	Industry code	Product code	Unadjusted 12-month percent change ²	Unadjusted 1-month percent change ²				
			Jan. 2021 to Jan. 2022 ^P	Aug. to Sept.	Sept. to Oct. ^P	Oct. to Nov. ^P	Nov. to Dec. ^P	Dec. to Jan. ^P
Bottled water manufacturing.....	312112		7.0	0.0	2.6	0.7	1.2	0.4
Primary products.....		312112-P	7.2	0.0	2.7	0.7	1.2	0.4
Bottled water.....		312112-0	7.1	0.0	2.7	0.7	1.2	0.4
Secondary products and miscellaneous receipts.....		312112-SM						
Miscellaneous receipts.....		312112-M	3.4	0.0	0.0	0.0	0.6	0.0
Secondary products.....		312112-S2	13.0	1.2	0.0	1.2	2.2	1.3
Ice manufacturing.....	312113		4.3	0.1	0.1	1.0	0.3	1.2
Primary products.....		312113-P	4.4	0.1	0.1	1.1	0.3	1.3
Ice, manufactured (cubed, crushed, etc.), including can or block.....		312113-0	4.4	0.1	0.1	1.1	0.3	1.3
Secondary products and miscellaneous receipts.....		312113-SM						
Miscellaneous receipts.....		312113-M	1.3	0.0	0.0	0.1	0.5	-0.1
Breweries.....	31212		1.2	-0.7	0.7	0.2	-0.2	0.7
Breweries.....	312120		1.3	-0.7	0.7	0.2	-0.2	0.7
Primary products.....		312120-P	1.2	-0.8	0.6	0.2	-0.2	0.6
Canned beer and ale case goods.....		312120-1	0.6	-1.5	1.3	0.4	-0.2	1.0
Bottled beer and ale case goods.....		312120-5	1.9	0.0	-0.1	0.0	-0.1	0.2
Beer and ale in barrels and kegs.....		312120-7	1.1	0.1	0.0	-0.1	0.0	0.0
All other malt beverages and brewing products.....		312120-9	3.6	-0.2	0.1	0.1	-0.1	1.5
Secondary products and miscellaneous receipts.....		312120-SM						
Miscellaneous receipts.....		312120-M	6.9	0.0	2.3	-0.1	0.0	4.4
Wineries.....	31213		2.7	1.0	1.5	-0.2	0.0	0.1
Wineries.....	312130		2.7	1.0	1.5	-0.2	0.0	0.1
Primary products.....		312130-P	2.9	1.0	1.6	-0.2	0.0	0.1
Wines, brandy, and brandy spirits.....		312130-0	2.9	1.0	1.6	-0.2	0.0	0.1
Wines, white, red & rose grape, and other fruit, 14 percent or less alcohol.....		312130-08	2.5	0.3	2.3	0.0	0.0	0.1
Wines, white grape, 14 percent or less alcohol content.....		312130-0811	4.8	0.0	5.2	-0.2	0.1	0.0
Wines, red grape, 14 percent or less alcohol content.....		312130-0821	0.8	0.6	0.0	0.1	-0.2	0.2
Wines, rose grape & other fruits & berries, 14 percent or less alcohol.....		312130-0831	-	0.3	0.0	0.0	0.0	-
Wines, dessert, effervescent, and wine coolers.....		312130-09	-	0.0	0.0	-2.8	0.0	-
Wines, effervescent, including sparkling (carbonated), wine coolers.....		312130-0921	-	0.0	0.0	-3.5	0.0	-
Other wines, brandy, and brandy spirits.....		312130-0B	5.4	3.8	0.0	0.0	0.0	0.0
Secondary products and miscellaneous receipts.....		312130-SM						
Miscellaneous receipts.....		312130-M	0.0	0.0	0.0	0.0	0.0	0.0
Distilleries.....	31214		3.2	-0.5	0.8	0.3	0.2	0.0
Distilleries.....	312140		3.2	-0.5	0.8	0.3	0.2	0.0
Primary products.....		312140-P	3.4	-0.5	0.9	0.3	0.2	0.0
Distilled liquor, excluding brandy.....		312140-2	6.3	-1.2	2.0	0.7	0.2	0.0
Distilled whiskey, all other distilled liquor, excluding brandy.....		312140-22	3.5	0.5	0.0	-0.3	0.0	0.0
Bottled liquor, excluding brandy.....		312140-5	1.1	0.0	0.0	0.0	0.2	0.1
Bottled whiskey.....		312140-5B	0.7	0.0	0.0	0.0	0.5	0.1
Bottled gin, vodka, rum, cordials, cocktails, and similar compounds.....		312140-5C	1.7	0.0	0.0	0.0	0.0	0.0
Secondary products and miscellaneous receipts.....		312140-SM						
Miscellaneous receipts.....		312140-M	-2.1	0.0	0.0	0.0	0.0	-0.5
Tobacco mfg.....	3122		9.0	1.3	0.9	0.4	1.4	0.7
Tobacco manufacturing.....	31223		9.0	1.3	0.9	0.4	1.4	0.7
Tobacco manufacturing.....	312230		9.0	1.3	0.9	0.4	1.4	0.7
Primary products.....		312230-P	9.2	1.4	1.0	0.4	1.5	0.8
Tobacco stemming and redrying.....		312230-0	2.0	0.0	0.0	0.0	0.0	1.7
Tobacco, unstemmed leaf, redried before packing.....		312230-01	2.2	0.0	0.0	0.1	0.0	1.6
Tobacco, stemmed.....		312230-04	-	0.0	0.0	0.0	0.0	-
Cigarettes, excluding electronic.....		312230-1	10.2	1.6	1.2	0.2	1.8	0.9
Other tobacco products.....		312230-9	4.6	0.2	0.0	1.3	0.0	0.1
Cigars.....		312230-91	0.3	0.0	0.0	0.0	0.0	0.3
Chewing and smoking tobacco.....		312230-94	5.5	0.1	0.0	1.6	0.0	0.1
Secondary products and miscellaneous receipts.....		312230-SM						
Textile mills.....	313		17.8	1.7	2.1	1.3	1.3	1.4
Fiber, yarn, and thread mills.....	3131		28.7	1.7	3.5	3.5	0.2	2.2
Fiber, yarn, and thread mills.....	31311		28.7	1.7	3.5	3.5	0.2	2.2
Fiber, yarn, and thread mills.....	313110		28.7	1.7	3.5	3.5	0.2	2.2
Primary products.....		313110-P	29.4	1.7	3.6	3.6	0.2	2.2
Thread.....		313110-L	1.4	0.0	0.0	0.0	0.0	0.0

See footnotes at end of table.

Table 12. Producer price index percentage changes for the net output of selected industries and their products, not seasonally adjusted — Continued
[January 2022]

Title ¹	Industry code	Product code	Unadjusted 12-month percent change ²	Unadjusted 1-month percent change ²				
			Jan. 2021 to Jan. 2022 ^P	Aug. to Sept.	Sept. to Oct. ^P	Oct. to Nov. ^P	Nov. to Dec. ^P	Dec. to Jan. ^P
Fiber, yarn, and thread mills - Continued								
Spun yarns.....		313110-4	34.5	2.3	6.0	5.0	0.3	1.1
Carded cotton spun yarns.....		313110-41	49.1	3.6	9.4	7.3	0.2	0.6
Noncellulosic fiber and other natural fiber (excluding cotton and wool) spun yarns.....		313110-47	21.0	0.8	2.4	2.4	0.3	1.8
Greige other noncellulosic fiber and other natural fiber spun yarns.....		313110-473	20.9	0.9	3.5	2.6	0.0	3.0
Textured and twisted yarns.....		313110-6	23.5	1.0	0.3	1.7	0.0	4.0
Textured/crimped/bulked filament yarns, incl. stretch yarn, made from purchased filament yarn.....		313110-6H	25.3	1.1	0.4	1.7	0.0	4.4
Secondary products and miscellaneous receipts.....		313110-SM						
Fabric mills.....	3132		13.8	1.5	1.2	0.7	1.8	1.2
Broadwoven fabric mills.....	31321		8.6	1.0	0.9	0.6	0.7	1.3
Broadwoven fabric mills.....	313210		8.7	1.0	0.9	0.6	0.7	1.3
Primary products.....		313210-P	8.3	0.7	0.6	0.6	0.7	1.2
Fabricated textile products, made in weaving mills.....		313210-W	6.6	0.0	9.4	0.0	0.0	-3.9
Cotton broadwoven fabrics.....		313210-4	—	—	-1.9	0.6	0.6	4.0
Wool broadwoven fabrics and felts.....		313210-6	—	0.2	—	—	—	—
Manmade, silk, and other natural fiber (excluding cotton and wool) broadwoven fabrics.....		313210-8	—	—	0.9	0.7	0.8	0.7
Greige manmade, silk, and other natural fiber (exc cotton/wool) broadwoven fabrics.....		313210-81	9.7	1.4	0.9	0.9	0.7	0.8
Finished manmade, silk, & natural fiber (exc cotton/wool) broadwoven, finished in weaving mills.....		313210-83	6.7	-0.2	0.8	0.3	0.9	0.4
Secondary products and miscellaneous receipts.....		313210-SM						
Narrow fabric mills and schiffli embroidery.....	31322		15.3	2.5	0.9	1.1	0.3	1.7
Narrow fabric mills and schiffli embroidery.....	313220		15.3	2.5	0.9	1.1	0.3	1.7
Primary products.....		313220-P	14.2	2.1	0.5	1.0	0.4	1.9
Woven narrow fabrics (12 inches or less in width).....		313220-2	12.3	1.7	0.2	0.3	0.1	2.6
Braided narrow fabrics (12 inches or less in width).....		313220-4	20.2	3.5	1.1	2.5	0.9	1.3
Secondary products and miscellaneous receipts.....		313220-SM						
Secondary products.....		313220-S	31.5	2.1	0.8	3.9	0.1	0.5
Nonwoven fabric mills.....	31323		16.1	1.7	1.0	0.6	2.8	1.0
Nonwoven fabric mills.....	313230		16.1	1.7	1.0	0.6	2.8	1.0
Primary products.....		313230-P	16.0	1.1	1.0	0.7	2.9	1.1
Nonwoven fabrics.....		313230-1	14.0	0.7	1.2	0.7	0.1	1.3
Pressed, punched, or needled felts, excluding hats.....		313230-5	8.4	2.3	0.2	3.2	0.1	0.0
Secondary products and miscellaneous receipts.....		313230-SM						
Knit fabric mills.....	31324		14.4	1.4	3.4	1.0	0.7	1.2
Knit fabric mills.....	313240		14.3	1.4	3.4	1.0	0.7	1.2
Primary products.....		313240-P	11.9	1.5	2.6	1.1	0.6	1.1
Weft (circular) knit fabrics.....		313240-2	12.5	2.1	3.7	1.1	0.0	0.0
Weft (circular) knit fabrics, greige goods (excl uding hosiery).....		313240-21	4.9	0.1	0.2	0.7	0.0	0.0
Weft (circular) knit fabrics, knit and finished in the same establishment (excl hosiery).....		313240-23	17.7	3.4	6.0	1.4	0.0	0.0
Other knit fabrics and laces.....		313240-4	11.3	0.9	1.5	1.1	1.1	2.3
Warp knit fabrics, greige goods (excluding hosiery).....		313240-41	12.3	2.9	2.2	1.7	0.3	0.3
Warp knit fabrics, knit and finished in same establishment.....		313240-43	10.2	0.6	1.1	0.9	1.5	1.6
Secondary products and miscellaneous receipts.....		313240-SM1						
Textile and fabric finishing mills.....	3133		17.5	1.9	2.5	0.6	1.2	1.3
Textile and fabric finishing mills.....	31331		21.3	2.4	3.0	1.0	0.6	1.3
Textile and fabric finishing mills.....	313310		21.3	2.4	3.0	1.0	0.6	1.3
Primary products.....		313310-P	22.2	2.5	2.8	1.1	0.6	1.4
Textile and fabric finishing, except broadwoven.....		313310-B	21.2	2.4	3.4	3.3	1.5	2.1
Finished broadwoven fabrics, finished in finishing mills.....		313310-4	22.7	2.6	2.4	0.0	0.2	1.1
Commission finishing of cotton broadwoven fabrics.....		313310-43	12.3	0.0	0.1	0.0	0.1	7.3
Other finished broadwoven fabrics (excl. cotton and wool), finished in finishing mills.....		313310-45	40.5	5.2	1.5	0.0	0.0	0.0
Other commission finishing of broadwoven fabrics (excl. cotton & wool).....		313310-47	2.7	1.0	0.0	0.1	0.5	0.0
Secondary products and miscellaneous receipts.....		313310-SM						
Fabric coating mills.....	31332		8.4	0.6	1.0	-0.5	3.0	1.1
Fabric coating mills.....	313320		8.4	0.6	1.0	-0.5	3.0	1.1
Primary products.....		313320-P	7.2	0.6	1.0	-0.5	2.7	0.4

See footnotes at end of table.

Table 12. Producer price index percentage changes for the net output of selected industries and their products, not seasonally adjusted — Continued
[January 2022]

Title ¹	Industry code	Product code	Unadjusted 12-month percent change ²	Unadjusted 1-month percent change ²				
			Jan. 2021 to Jan. 2022 ^P	Aug. to Sept.	Sept. to Oct. ^P	Oct. to Nov. ^P	Nov. to Dec. ^P	Dec. to Jan. ^P
Fabric coating mills - Continued								
Vinyl coated fabrics, including expanded vinyl coated.....		313320-1	7.9	2.3	1.1	0.3	-0.1	-0.1
Rubber coated fabrics, garment and footwear.....		313320-4	11.3	-1.0	0.0	0.2	7.2	0.0
Coated or laminated fabrics and coated yarns, incl. impregnated fabrics.....		313320-5	6.0	0.1	1.2	-1.1	3.2	0.8
Secondary products and miscellaneous receipts.....		313320-SM						
Secondary products.....		313320-S	8.6	1.8	3.1	1.9	0.0	0.0
Textile product mills.....	314		8.6	0.7	1.2	0.8	0.4	1.1
Textile furnishings mills.....	3141		6.6	0.5	1.3	0.8	0.0	0.8
Carpet and rug mills.....	31411		7.0	0.7	1.5	0.9	0.0	0.4
Carpet and rug mills.....	314110		7.0	0.7	1.5	0.9	0.0	0.4
Primary products.....		314110-P	7.1	0.7	1.5	0.9	0.0	0.5
Carpet and rugs.....		314110-0	7.1	0.7	1.5	0.9	0.0	0.5
Secondary products and miscellaneous receipts.....		314110-SM						
Curtain and linen mills.....	31412		5.8	0.0	0.7	0.6	0.0	1.5
Curtain and linen mills.....	314120		5.7	0.0	0.7	0.6	0.0	1.5
Primary products.....		314120-P	5.2	-0.1	0.8	0.4	0.0	1.6
Curtains and draperies, made from purchased materials.....		314120-1	4.1	-0.4	0.0	0.3	0.0	0.5
Other household textile products, made from purchased materials.....		314120-8	5.5	0.0	1.0	0.5	0.0	1.9
Bedspreads, made from purchased materials.....		314120-83	10.8	0.0	0.0	2.3	0.0	0.0
Other household furnishings, made from purchased materials.....		314120-89	2.2	0.0	1.3	0.4	0.0	2.3
Secondary products and miscellaneous receipts.....		314120-SM						
Miscellaneous receipts.....		314120-M	7.6	0.0	0.0	1.7	0.0	0.4
Secondary products.....		314120-S	17.5	1.4	1.2	0.2	0.2	1.3
Other textile product mills.....	3149		11.4	1.1	1.1	0.7	0.9	1.5
Textile bag and canvas mills.....	31491		10.8	0.8	0.4	0.0	2.6	1.3
Textile bag and canvas mills.....	314910		10.8	0.8	0.4	0.0	2.6	1.3
Primary products.....		314910-P	10.7	0.6	0.5	0.0	2.7	1.3
Textile bags.....		314910-1	12.0	0.0	0.0	0.0	0.0	5.8
Duffle bags.....		314910-11	-	0.0	0.0	0.0	0.0	-
Canvas and related products.....		314910-5	10.4	0.7	0.6	0.0	3.2	0.4
Secondary products and miscellaneous receipts.....		314910-SM						
Miscellaneous receipts.....		314910-M	6.6	0.0	0.0	0.0	3.6	0.0
Secondary products.....		314910-S	22.2	7.6	0.0	0.1	0.0	2.9
All other textile product mills.....	31499		11.7	1.2	1.5	1.1	0.1	1.5
Rope, twine, tire cord, and tire fabric mills.....	314994		23.3	0.6	1.6	2.1	0.0	1.8
Primary products.....		314994-P	25.0	0.6	1.7	2.3	-0.1	1.9
Rope, cordage, and twine.....		314994-4	21.5	1.5	0.4	0.2	-0.5	1.4
Tire cord and tire fabrics.....		314994-7	27.3	-	-	-	-	2.2
Secondary products and miscellaneous receipts.....		314994-SM						
Miscellaneous receipts.....		314994-M	-	-	-	0.0	1.6	0.8
All other miscellaneous textile product mills.....	314999		8.3	1.4	1.4	0.8	0.1	1.5
Primary products.....		314999-P	7.4	1.4	1.5	0.2	0.1	1.1
Embroideries (excluding Schiffl machine products) and embroidery contractors. . .		314999-6	7.2	1.5	0.8	0.4	0.4	1.8
Trimnings and findings, excluding automobile and apparel.....		314999-7	14.8	2.7	2.3	0.0	-1.6	0.0
All other miscellaneous fabricated textile products.....		314999-8	5.5	0.6	1.6	0.2	0.0	1.1
Secondary products and miscellaneous receipts.....		314999-SM						
Miscellaneous receipts.....		314999-M	19.6	0.0	2.3	7.2	0.2	4.8
Secondary products.....		314999-S	7.8	2.5	0.1	0.0	0.0	1.8
Apparel manufacturing.....	315		3.5	0.2	0.2	0.4	0.1	1.5
Apparel knitting mills.....	3151		2.3	0.3	0.3	0.0	0.0	0.8
Hosiery and sock mills.....	31511		3.0	0.5	0.0	0.0	0.0	1.3
Hosiery and sock mills.....	315110		3.0	0.5	0.0	0.0	0.0	1.3
Primary products.....		315110-P	3.1	0.5	0.0	0.0	0.0	1.3
Hosiery and socks.....		315110-0	3.1	0.5	0.0	0.0	0.0	1.3
Other apparel knitting mills.....	31519		1.2	0.0	0.9	0.0	0.0	0.0
Other apparel knitting mills.....	315190		1.2	0.0	0.9	0.0	0.0	0.0
Primary products.....		315190-P	2.2	0.0	1.6	0.0	0.0	0.0
Secondary products and miscellaneous receipts.....		315190-SM						

See footnotes at end of table.

Table 12. Producer price index percentage changes for the net output of selected industries and their products, not seasonally adjusted — Continued
[January 2022]

Title ¹	Industry code	Product code	Unadjusted 12-month percent change ²	Unadjusted 1-month percent change ²				
				Jan. 2021 to Jan. 2022 ^P	Aug. to Sept.	Sept. to Oct. ^P	Oct. to Nov. ^P	Nov. to Dec. ^P
Cut and sew apparel manufacturing.....	3152		3.3	0.1	0.2	0.5	0.0	1.8
Cut and sew apparel contractors.....	31521		1.3	0.0	0.0	1.0	0.0	0.0
Cut and sew apparel contractors.....	315210		1.3	0.0	0.0	1.0	0.0	0.0
Primary products.....		315210-P	1.1	0.0	0.0	1.0	0.0	0.0
Contract receipts for women's, girls', and infants' apparel.....		315210-2	0.2	0.0	0.0	0.0	0.0	0.0
Contract receipts for women's, girls', & infants' nontailored coats, jackets, & other outerwear.....		315210-27	—	0.0	0.0	0.0	0.0	—
Contract receipts for men's and boys' (including unisex) apparel.....		315210-4	2.6	0.0	0.0	2.5	0.0	0.0
Contract receipts for men's and boys' pants, work apparel, and other outerwear.....		315210-48	5.0	0.0	0.0	5.0	0.0	0.0
Secondary products and miscellaneous receipts.....		315210-SM						
Men's and boys' cut and sew apparel mfg.....	31522		4.6	0.4	0.0	0.5	0.1	1.9
Men's and boys' cut and sew apparel manufacturing.....	315220		4.6	0.4	0.0	0.5	0.1	1.9
Primary products.....		315220-P	5.3	0.3	0.0	0.7	0.2	2.2
Men's and boys' work clothing.....		315220-C	1.9	0.7	0.0	0.0	0.7	0.0
Men's and boys' work clothing and washable service apparel (excl. work shirts and jeans), mfpmp.....		315220-C3	2.0	0.8	0.0	0.0	0.9	0.0
Men's and boys' other outerwear.....		315220-E	3.6	-0.3	0.0	0.0	0.1	2.1
Men's and boys' nontailored coats, jackets, and vests (excl. ski apparel & work jackets), mfpmp.....		315220-E1	2.3	-0.3	0.0	0.0	0.1	0.4
Men's and boys' heavyweight nontailored coats, jackets, and vests (excl. ski apparel & work).....		315220-E11	2.4	0.0	0.0	0.0	0.2	0.7
Men's and boys' lightweight nontailored coats, jackets, and vests (excl. ski apparel & work).....		315220-E12	2.2	-0.8	0.0	0.0	0.0	0.0
Men's and boys' nightwear, robes, and underwear, made from purchased fabrics.....		315220-1	9.8	0.0	0.0	-2.4	0.0	7.8
Men's and boys' suits, coats, and overcoats.....		315220-2	—	0.0	0.0	—	—	—
Men's and boys' tailored suits, including dress uniforms (firefighter, military, police, etc.).....		315220-22	—	0.0	—	—	—	—
Men's and boys' shirts, except work shirts.....		315220-6	7.7	0.9	0.0	1.1	0.0	4.9
Men's and boys' knit dress and sport shirts, made from purchased fabrics.....		315220-61	7.5	0.0	0.0	2.2	0.0	3.6
Men's and boys' woven dress and sport shirts, made from purchased fabrics.....		315220-63	—	1.7	0.0	—	—	—
Secondary products and miscellaneous receipts.....		315220-SM						
Secondary products.....		315220-S	2.6	0.0	0.3	0.0	0.2	0.4
Women's & girls' cut & sew apparel mfg.....	31524		3.0	0.1	0.4	0.4	0.0	1.7
Women's, girls', and infants' cut and sew apparel manufacturing.....	315240		3.0	0.1	0.4	0.4	0.0	1.7
Primary products.....		315240-P	2.2	-0.1	0.6	0.6	0.0	0.3
Women's and girls' lingerie and nightwear.....		315240-1	0.0	0.0	0.0	0.0	0.0	0.0
Women's and girls' underwear, excluding foundation garments, made from purchased fabrics.....		315240-11	0.0	0.0	0.0	0.0	0.0	0.0
Women's and girls' nightwear, excluding robes and dressing gowns, made from purchased fabrics.....		315240-13	0.1	0.0	0.0	0.0	0.0	0.0
Women's and girls' blouses and shirts.....		315240-2	3.7	0.0	1.4	0.0	0.0	0.0
Women's and girls' knit shirts and blouses, made from purchased fabrics.....		315240-21	4.9	0.0	1.8	0.0	0.0	0.0
Women's and girls' woven shirts and blouses, made from purchased fabrics.....		315240-23	-0.2	0.1	0.0	0.0	0.0	0.0
Women's and girls' dresses, made from purchased fabrics.....		315240-3	0.2	0.0	0.0	0.0	0.0	0.2
Women's and girls' suits, coats, and skirts.....		315240-4	5.7	0.0	0.0	0.0	0.0	5.8
Women's and girls' skirts, made from purchased fabrics.....		315240-46	5.9	0.0	0.0	0.0	0.0	6.4
Women's and girls' other outerwear.....		315240-8	2.9	-0.2	0.3	2.3	0.0	0.2
Women's and girls' shorts, including tennis skirts, made from purchased fabrics.....		315240-84	3.7	0.0	0.0	0.6	0.0	3.9
Women's and girls' slacks, jeans, & jean-cut casual slacks (exc. sweatpants), mfpmp.....		315240-86	0.3	0.0	0.0	0.0	0.0	0.0
Women's and girls' swimwear, made from purchased fabrics.....		315240-8A	1.7	-0.8	1.0	0.4	0.0	0.0
Women's and girls' nontailored coats, jackets, vests, and washable service apparel, mfpmp.....		315240-8T	0.0	0.0	0.0	0.0	0.0	0.0
Secondary products and miscellaneous receipts.....		315240-SM						
Secondary products.....		315240-S	-0.4	2.0	0.0	0.2	0.0	0.9
Other cut and sew apparel manufacturing.....	31528		7.1	0.1	0.0	0.1	0.0	5.8
Other cut and sew apparel manufacturing.....	315280		7.2	0.1	0.0	0.1	0.0	5.8
Primary products.....		315280-P	6.9	0.2	0.0	0.1	0.0	5.4
Fur and leather apparel, made from purchased materials.....		315280-2	2.5	1.2	0.0	0.3	0.0	1.5
All other cut and sew apparel, made from purchased materials.....		315280-6	—	0.0	0.0	—	—	—
Team sport uniforms, men's and boys', made from purchased fabrics.....		315280-65	13.4	0.0	0.0	0.0	0.0	9.6
Vestments and costumes, made from purchased materials.....		315280-69	6.6	0.0	0.0	0.2	0.0	5.1
Secondary products and miscellaneous receipts.....		315280-SM						

See footnotes at end of table.

Table 12. Producer price index percentage changes for the net output of selected industries and their products, not seasonally adjusted — Continued
[January 2022]

Title ¹	Industry code	Product code	Unadjusted 12-month percent change ²	Unadjusted 1-month percent change ²				
			Jan. 2021 to Jan. 2022 ^P	Aug. to Sept.	Sept. to Oct. ^P	Oct. to Nov. ^P	Nov. to Dec. ^P	Dec. to Jan. ^P
Other cut and sew apparel manufacturing - Continued								
Secondary products.....		315280-S	8.3	0.4	0.0	0.0	0.0	2.9
Accessories and other apparel manufacturing.....	3159		6.6	0.2	0.1	0.0	0.7	0.8
Accessories and other apparel manufacturing.....	31599		6.6	0.2	0.1	0.0	0.7	0.8
Accessories and other apparel manufacturing.....	315990		6.6	0.2	0.1	0.0	0.7	0.8
Primary products.....		315990-P	7.8	0.2	0.2	0.0	1.0	0.5
All other accessories and apparel.....		315990-B	4.2	0.0	0.0	0.0	0.0	0.0
Leather belts, made from purchased materials.....		315990-BC	—	0.0	0.0	0.0	0.0	—
All other apparel accessories, made from purchased materials.....		315990-BE	3.4	0.0	0.0	0.0	0.0	0.0
Hats, caps, and millinery products.....		315990-4	19.0	0.9	0.5	0.0	3.4	0.8
Men's and boys' fabric, straw, and felt hats, made from purchased materials.....		315990-41	20.1	2.1	1.1	0.0	1.2	1.8
Women's, girls', and infants' fabric, straw, and felt hats, made from purchased materials.....		315990-43	0.0	0.0	0.0	0.0	0.0	0.0
Hat bodies and fabric caps, made from purchased materials.....		315990-45	20.0	0.0	0.0	0.0	5.5	0.0
Gloves and mittens, made from purchased materials.....		315990-7	6.6	0.0	0.2	0.0	0.0	2.2
Secondary products and miscellaneous receipts.....		315990-SM						
Miscellaneous receipts.....		315990-M	3.5	0.0	0.0	0.0	0.0	1.3
Secondary products.....		315990-S	4.1	0.0	0.0	0.0	0.0	0.8
Leather and allied product manufacturing.....	316		5.6	-0.3	-1.3	-0.6	0.7	0.2
Leather and hide tanning and finishing.....	3161		5.3	-1.3	-6.5	-5.8	0.1	-1.9
Leather and hide tanning and finishing.....	31611		5.3	-1.3	-6.5	-5.8	0.1	-1.9
Leather and hide tanning and finishing.....	316110		5.3	-1.3	-6.5	-5.8	0.1	-1.9
Primary products.....		316110-P	5.5	-1.3	-6.7	-6.0	0.1	-2.0
Finished and unfinished leather.....		316110-1	6.4	-1.5	-7.7	-6.9	0.1	-2.3
Tanning or finishing leather owned by others, and furs, dressed and dyed or bleached.....		316110-2	0.9	0.0	0.0	0.0	0.0	0.0
Contract and commission receipts for tanning or finishing leather owned by others.....		316110-21	0.9	0.0	0.0	0.0	0.0	0.0
Secondary products and miscellaneous receipts.....		316110-SM						
Footwear manufacturing.....	3162		6.4	0.1	0.7	1.7	1.3	-0.1
Footwear manufacturing.....	31621		6.4	0.1	0.7	1.7	1.3	-0.1
Footwear manufacturing.....	316210		6.4	0.1	0.7	1.7	1.3	-0.1
Primary products.....		316210-P	6.1	0.1	0.7	1.8	0.8	0.0
Rubber and plastics footwear, including athletic footwear.....		316210-1	3.9	0.3	0.0	0.0	1.4	-0.1
Men's footwear (size 6 and larger), excluding athletic.....		316210-2	6.6	0.0	0.1	3.1	0.5	0.0
Women's footwear (size 4 and larger), excluding athletic.....		316210-5	4.2	0.0	1.1	1.0	1.0	0.0
Secondary products and miscellaneous receipts.....		316210-SM						
Miscellaneous receipts.....		316210-M	11.2	0.0	2.7	1.3	2.2	0.0
Other leather product manufacturing.....	3169		4.6	0.0	0.4	0.3	0.4	2.1
Other leather product manufacturing.....	31699		4.6	0.0	0.4	0.3	0.4	2.1
Women's handbag and purse manufacturing.....	316992		0.1	0.0	0.0	0.0	0.1	0.0
Primary products.....		316992-P	0.0	0.0	0.0	0.0	0.1	0.0
Women's and children's handbags and purses.....		316992-0	0.0	0.0	0.0	0.0	0.1	0.0
Secondary and miscellaneous receipts.....		316992-SM						
All other leather and allied good mfg.....	316998		5.9	0.0	0.6	0.4	0.4	2.6
Primary products.....		316998-P	4.9	0.0	0.7	0.5	0.5	1.1
Luggage (including suitcases, travel bags, backpacks, and other types).....		316998-1	1.6	0.0	0.0	0.9	0.0	0.0
Personal leather goods (excluding women's handbags and purses).....		316998-2	2.7	0.0	0.0	0.0	0.0	2.2
Boot and shoe cut stock and findings.....		316998-4	3.3	0.0	3.4	0.0	0.0	0.0
All other miscellaneous leather goods.....		316998-5	8.5	0.0	0.9	0.4	1.0	1.8
Secondary products and miscellaneous receipts.....		316998-SM						
Miscellaneous receipts.....		316998-M	9.6	0.0	0.0	0.0	0.0	8.8
Wood product manufacturing.....	321		21.7	-2.9	1.7	1.5	4.9	7.9
Sawmills and wood preservation.....	3211		17.2	-3.1	4.9	3.7	14.7	18.6
Sawmills and wood preservation.....	32111		17.2	-3.1	4.9	3.7	14.7	18.6
Sawmills.....	321113		19.4	-3.3	5.5	4.1	17.0	20.1
Primary products.....		321113-P	18.9	-3.7	6.2	4.6	19.2	21.5
Hardwood lumber, made in sawmills.....		321113-1	32.6	0.0	3.6	-2.5	-0.3	-0.2
Softwood lumber, made in sawmills.....		321113-3	17.7	-5.2	8.4	7.6	28.7	28.6

See footnotes at end of table.

Table 12. Producer price index percentage changes for the net output of selected industries and their products, not seasonally adjusted — Continued
[January 2022]

Title ¹	Industry code	Product code	Unadjusted 12-month percent change ²	Unadjusted 1-month percent change ²				
			Jan. 2021 to Jan. 2022 ^P	Aug. to Sept.	Sept. to Oct. ^P	Oct. to Nov. ^P	Nov. to Dec. ^P	Dec. to Jan. ^P
Sawmills - Continued								
Softwood dressed lumber, less than 2 inches in nominal thickness, not edge worked.....		321113-32	-20.0	-19.4	-19.9	-1.5	4.2	8.4
Softwood dressed 2-inch lumber, 2 inches in nominal thickness only, not edge worked.....		321113-33	25.4	-3.0	20.2	11.9	46.6	34.3
Softwood dressed lumber and timbers, more than 2 inches in nominal thickness, not edge worked.....		321113-34	26.6	1.4	20.1	13.8	9.0	69.0
Wood chips, excluding field chips.....		321113-5	11.5	-2.9	-0.1	1.3	-0.5	8.2
Wood ties, siding, shingles, and shakes, and contract sawing of logs owned by others.....		321113-7	9.7	1.4	1.9	0.3	-0.5	0.8
Secondary products and miscellaneous receipts.....		321113-SM						
Wood preservation.....	321114		5.3	-2.0	2.2	2.1	3.0	10.5
Primary products.....		321114-P	5.7	-1.4	3.0	3.0	3.1	11.3
Wood poles, piles, and posts owned and treated by the same establishment.....		321114-1	0.9	0.6	0.3	-0.4	0.2	0.6
Other wood products owned and treated by the same establishment.....		321114-5	6.8	-2.4	4.4	4.7	4.3	15.7
Receipts for treating wood owned by others w/ arsenical chemicals, creosote, & other chemicals.....		321114-9	10.8	-0.4	0.8	0.1	2.3	7.4
Secondary products and miscellaneous receipts.....		321114-SM						
Plywood and engineered wood product mfg.....	3212		19.8	-9.9	1.8	2.5	3.6	8.0
Plywood and engineered wood product mfg.....	32121		19.8	-9.9	1.8	2.5	3.6	8.0
Hardwood veneer and plywood manufacturing.....	321211		18.9	2.6	1.4	2.0	-0.8	0.0
Primary products.....		321211-P	20.1	2.8	1.5	2.2	-0.9	0.0
Hardwood veneer, including veneer backed with paper, cloth, or other flexible material.....		321211-1	15.5	1.1	0.0	1.7	0.0	4.8
Hardwood plywood.....		321211-4	27.5	6.7	1.1	2.8	-0.6	-3.4
Hardwood veneered panels, including two-ply veneers.....		321211-7	9.0	-5.6	5.8	1.0	-3.5	2.0
Secondary products and miscellaneous receipts.....		321211-SM						
Softwood veneer and plywood manufacturing.....	321212		12.5	-28.5	6.6	6.2	4.0	12.1
Primary products.....		321212-P	9.7	-31.4	7.7	5.4	4.7	13.1
Softwood veneer, incl. veneer backed w/ paper, cloth, or other flexible material.....		321212-1	3.4	-19.6	-10.2	-1.4	1.9	9.8
Softwood plywood products: rough, sanded, and specialties.....		321212-4	11.3	-34.8	14.1	7.2	5.4	13.9
Secondary products and miscellaneous receipts.....		321212-SM						
Secondary products.....		321212-S	36.8	-3.8	0.0	11.4	-0.3	5.7
Engineered wood member manufacturing.....	321213		76.6	1.4	-1.0	0.4	1.6	0.8
Primary products.....		321213-P	74.0	1.5	-1.0	0.4	1.7	-0.3
Engineered wood members (excluding trusses).....		321213-0	73.9	1.5	-1.0	0.4	1.7	-0.3
Laminated veneer lumber.....		321213-01	66.4	1.5	-0.1	0.0	0.7	-0.6
Other engineered structural wood members, excluding trusses & laminated veneer lumber.....		321213-02	80.5	1.5	-1.8	0.7	2.6	-0.1
Secondary products and miscellaneous receipts.....		321213-SM						
Truss manufacturing.....	321214		27.7	-5.6	-2.6	0.6	8.1	15.3
Primary products.....		321214-P	31.2	-5.9	-2.9	1.2	8.3	16.3
Wood trusses.....		321214-0	31.2	-5.9	-2.9	1.2	8.3	16.3
Secondary products and miscellaneous receipts.....		321214-SM						
Reconstituted wood product manufacturing.....	321219		13.4	-5.9	2.8	2.4	2.3	4.6
Primary products.....		321219-P	13.3	-6.0	2.9	2.4	2.3	4.7
Hardboard products.....		321219-B	81.9	0.0	3.6	0.0	0.0	63.8
Particleboard made from particleboard produced at the same location.....		321219-1	41.8	5.5	1.4	1.8	2.5	0.2
Medium density fiberboard (MDF) made from MDF produced at the same location.....		321219-3	56.0	4.0	2.1	5.0	1.5	0.0
Secondary products and miscellaneous receipts.....		321219-SM						
Other wood product manufacturing.....	3219		25.3	1.0	0.5	0.2	1.6	3.0
Millwork.....	32191		25.2	2.4	0.9	1.3	1.8	2.5
Wood window and door manufacturing.....	321911		17.3	0.5	1.0	1.1	0.4	1.4
Primary products.....		321911-P	16.7	0.4	1.0	0.9	0.4	1.5
Wood window units.....		321911-1	11.0	0.0	0.0	0.5	0.0	2.7
Double hung wood window units.....		321911-11	16.2	0.0	0.0	0.7	0.0	4.2
Casement wood window units.....		321911-12	8.4	0.0	0.0	0.7	0.0	1.4
All other wood window units, including horizontal sliding, awning and single hung.....		321911-13	6.0	0.0	0.0	0.0	0.0	2.3
Wood sash, excluding sash shipped in window units.....		321911-3	11.3	0.0	0.0	0.0	0.0	3.1
Wood window & door frames, incl. door frames in door units, excl. window frames in window units.....		321911-5	41.1	0.0	2.5	2.0	0.0	0.3

See footnotes at end of table.

Table 12. Producer price index percentage changes for the net output of selected industries and their products, not seasonally adjusted — Continued
 [January 2022]

Title ¹	Industry code	Product code	Unadjusted 12-month percent change ²	Unadjusted 1-month percent change ²					
				Jan. 2021 to Jan. 2022 ^P	Aug. to Sept.	Sept. to Oct. ^P	Oct. to Nov. ^P	Nov. to Dec. ^P	Dec. to Jan. ^P
Wood window and door manufacturing - Continued									
Wood panel, flush, & molded face doors, interior & exterior, incl. doors with glazed sections.....		321911-7	16.7	1.6	1.6	1.6	1.5	0.7	
Other wood doors, incl. garage, patio, bifold, cabinet, screen, storm and louver. ..		321911-9	11.9	0.1	0.8	0.2	0.2	1.6	
Secondary products and miscellaneous receipts.....		321911-SM							
Secondary products.....		321911-S	19.2	0.4	1.0	-0.3	0.5	0.8	
Cut stock, resawing lumber, and planing.....	321912		27.0	1.5	0.7	0.8	3.4	3.2	
Primary products.....		321912-P	24.0	-1.6	0.9	0.5	3.9	3.9	
Softwood lumber, made from purchased lumber.....		321912-3	23.9	-1.8	1.1	1.3	6.9	3.4	
Hardwood cut stock and dimension.....		321912-6	23.8	0.0	0.0	0.0	0.0	0.0	
Softwood cut stock and dimension.....		321912-8	26.3	-6.6	5.4	0.3	10.5	19.7	
Sawn wood fence stock, wood lath, and contract resawing and planing.....		321912-9	4.6	0.0	0.0	0.0	0.0	0.0	
Secondary products and miscellaneous receipts.....		321912-SM							
Other millwork, including flooring.....	321918		38.0	7.4	1.0	2.4	2.0	3.2	
Primary products.....		321918-P	38.5	7.3	1.1	2.6	2.0	3.5	
Wood moldings.....		321918-2	43.2	14.2	0.1	1.4	0.8	1.9	
Other wood millwork products, including stairwork, exterior millwork, and softwood flooring.....		321918-5	48.0	8.7	2.0	0.3	1.4	11.0	
Hardwood flooring.....		321918-7	31.3	1.6	1.6	4.7	3.2	1.4	
Hardwood flooring, other than oak and maple.....		321918-72	21.2	-0.9	4.1	0.0	-0.1	4.9	
Oak and maple hardwood flooring.....		321918-73	33.4	2.1	1.1	5.7	3.8	0.8	
Secondary products and miscellaneous receipts.....		321918-SM							
Secondary products.....		321918-S	23.9	1.9	0.0	0.0	3.2	0.2	
Wood container and pallet manufacturing.....	32192		35.8	-0.3	-1.1	-1.7	0.5	4.9	
Wood container and pallet manufacturing.....	321920		35.8	-0.3	-1.2	-1.7	0.5	4.9	
Primary products.....		321920-P	33.3	-0.5	-2.1	-2.1	0.4	5.3	
Nailed and lock-corner wood boxes.....		321920-1	28.7	-0.2	10.1	-1.6	0.0	-0.5	
Wood box and crate shook.....		321920-3	24.9	-1.1	-11.1	0.0	-1.7	7.2	
Wood pallets and pallet containers, wood and metal combination.....		321920-5	35.8	-0.5	-2.0	-2.5	0.6	3.8	
Other wood container parts and wood containers.....		321920-7	21.8	0.0	0.0	0.0	0.0	20.3	
Secondary products and miscellaneous receipts.....		321920-SM							
Miscellaneous receipts.....		321920-M	76.1	3.5	12.1	3.1	1.7	1.4	
Secondary products.....		321920-S	39.3	-0.4	0.3	0.2	1.7	1.4	
All other wood product manufacturing.....	32199		18.8	-0.8	0.9	-0.5	2.1	2.7	
Manufactured home, mobile home, manufacturing.....	321991		32.0	0.0	1.6	0.1	4.1	3.1	
Primary products.....		321991-P	32.0	0.0	1.6	0.1	4.1	3.1	
Manufactured homes (mobile homes), all width sizes (incl. multisection).....		321991-1	32.0	0.0	1.6	0.1	4.1	3.1	
Secondary products and miscellaneous receipts.....		321991-SM							
Prefabricated wood building manufacturing.....	321992		21.4	-3.4	-0.1	2.2	1.9	1.6	
Primary products.....		321992-P	21.4	-1.8	1.1	2.1	1.9	1.1	
Prefabricated stationary wood buildings, components (not sold as complete units).....		321992-1	11.0	-4.3	-0.5	3.8	2.1	1.3	
Prefabricated stationary wood buildings, shipped in panel form (complete units) ..		321992-5	39.8	-1.5	6.3	1.7	7.2	4.1	
Prefabricated stationary wood buildings, precut packages (complete units).....		321992-6	27.5	-0.4	0.6	1.3	0.1	-0.4	
Prefabricated stationary wood buildings, shipped in three-dimensional assemblies.....		321992-7	23.4	0.0	1.2	0.9	0.5	0.4	
Prefabricated stationary wood buildings, three-dimensional assemblies, residential.....		321992-71	22.1	-0.1	1.7	0.9	0.5	0.4	
Prefabricated stationary wood buildings, three-dimensional assemblies, nonresidential.....		321992-72	30.5	0.6	-1.5	0.5	0.4	0.0	
Secondary products and miscellaneous receipts.....		321992-SM							
Miscellaneous receipts.....		321992-M	23.5	-13.0	-4.6	3.4	0.0	4.7	
Secondary products.....		321992-S	-	-0.1	-8.6	0.2	-	-	
Miscellaneous wood product manufacturing.....	321999		5.9	0.0	0.8	-2.8	0.2	2.9	
Primary products.....		321999-P	5.4	0.0	0.9	-3.0	0.1	2.8	
All other miscellaneous wood products.....		321999-0	5.4	0.0	0.9	-3.0	0.1	2.8	
Secondary products and miscellaneous receipts.....		321999-SM							
Secondary products.....		321999-S	-	1.9	0.4	-	-	-	
Paper manufacturing.....	322		15.3	1.3	1.9	1.0	0.8	1.0	
Pulp, paper & paperboard mills.....	3221		17.3	0.8	1.7	0.9	1.0	0.4	
Pulp mills.....	32211		53.3	-0.3	0.6	-1.2	1.9	3.1	
Pulp mills.....	322110		53.3	-0.3	0.6	-1.2	1.9	3.1	
Primary products.....		322110-P	55.1	-0.3	0.6	-1.2	1.9	3.1	

See footnotes at end of table.

Table 12. Producer price index percentage changes for the net output of selected industries and their products, not seasonally adjusted — Continued
 [January 2022]

Title ¹	Industry code	Product code	Unadjusted 12-month percent change ²	Unadjusted 1-month percent change ²				
			Jan. 2021 to Jan. 2022 ^P	Aug. to Sept.	Sept. to Oct. ^P	Oct. to Nov. ^P	Nov. to Dec. ^P	Dec. to Jan. ^P
Pulp mills - Continued								
Special alpha and dissolving wood pulp, incl. sulfite and sulfate and other wood pulp.....		322110-6	-	-0.8	0.0	-3.0	2.5	0.0
All other miscellaneous pulp, other than wood, and pulp mill by-products, incl. turpentine.....		322110-9	-	2.2	3.1	6.7	-0.3	15.3
Paper mills.....	32212		12.3	0.6	0.4	1.8	1.2	0.3
Paper, except newsprint, mills.....	322121		11.5	0.4	0.5	1.7	1.2	0.2
Primary products.....		322121-P	10.6	0.2	0.8	1.8	0.0	1.9
Sanitary tissue paper products, made in paper mills.....		322121-Q	5.8	0.3	0.2	1.4	-0.2	1.2
Paper table napkins, industrial & retail pkgs, bulk and dispenser types, made in paper mills.....		322121-Q2	8.1	-0.3	0.7	0.1	0.0	1.5
Paper towels, industrial packages (rolled, folded, and interfolded), made in paper mills.....		322121-Q6	6.4	1.3	0.0	0.0	2.3	1.2
Other sanitary tissue paper products, made in paper mills.....		322121-Q9	6.9	-0.2	-0.3	3.0	-2.1	3.4
Bleached bristol, clay-coated, uncoated, and industrial converted paper.....		322121-6	16.4	0.2	1.4	2.5	0.3	2.8
Secondary products and miscellaneous receipts.....		322121-SM						
Newsprint mills.....	322122		30.0	4.0	-2.8	3.1	2.8	1.9
Primary products.....		322122-P	31.7	4.0	-2.8	3.1	2.8	1.9
Newsprint.....		322122-1	33.9	1.4	1.1	1.4	-0.1	3.4
Secondary products and miscellaneous receipts.....		322122-SM1						
Paperboard mills.....	32213		21.1	1.2	3.6	-0.1	0.7	0.2
Paperboard mills.....	322130		21.1	1.2	3.6	-0.1	0.7	0.2
Primary products.....		322130-P	20.6	1.3	4.0	0.1	0.8	0.3
Bleached packaging and industrial converting paperboard.....		322130-B	-	3.6	2.5	0.0	0.3	0.6
Unbleached kraft packaging and industrial converting paperboard.....		322130-1	-	0.4	5.3	0.0	0.9	0.0
Recycled paperboard.....		322130-7	23.8	1.8	3.3	0.4	1.2	0.6
Secondary products and miscellaneous receipts.....		322130-SM						
Secondary products.....		322130-S	-	-	-	-4.6	-0.8	-1.0
Converted paper product mfg.....	3222		14.7	1.6	2.3	1.1	0.7	1.3
Paper container mfg.....	32221		16.1	1.3	3.6	0.9	0.3	1.3
Corrugated and solid fiber box manufacturing.....	322211		18.8	1.5	4.3	0.3	0.1	0.9
Primary products.....		322211-P	17.2	1.4	3.8	0.4	0.3	1.1
Corrugated and solid fiber boxes, including pallets.....		322211-0	17.2	1.4	3.8	0.4	0.3	1.1
Corrugated shipping containers for food and beverages and carryout boxes for retail food.....		322211-01	11.2	1.0	2.4	0.5	0.3	1.3
Corrugated shipping containers for paper and allied products.....		322211-02	21.6	1.3	5.0	0.0	0.1	3.6
Corrugated shipping containers for metal and electrical machinery.....		322211-03	20.3	0.9	4.6	0.5	0.0	0.6
Corrugated shipping containers for all other end uses.....		322211-04	19.8	4.5	2.1	0.0	0.0	0.0
Corrugated paperboard in sheets and rolls, lined and unlined.....		322211-05	16.9	0.7	3.5	0.9	1.0	-0.7
Other corrugated and solid fiber products, including containers, pallets, pads, etc.....		322211-09	14.8	0.4	4.7	0.6	0.2	0.0
Secondary products and miscellaneous receipts.....		322211-SM						
Miscellaneous receipts.....		322211-M	42.0	3.2	11.3	-0.2	-2.4	-2.3
Secondary products.....		322211-S	27.7	0.1	7.6	0.1	0.4	3.0
Folding paperboard box manufacturing.....	322212		11.4	1.1	2.9	1.5	1.7	1.8
Primary products.....		322212-P	13.6	1.1	3.2	1.5	1.8	1.5
Folding paperboard boxes, packaging, and packaging components.....		322212-0	13.6	1.1	3.2	1.5	1.8	1.5
Secondary products and miscellaneous receipts.....		322212-SM						
Other paperboard container manufacturing.....	322219		9.8	0.6	1.0	3.0	-1.0	2.7
Primary products.....		322219-P	11.4	0.7	1.2	3.5	-1.1	3.1
Setup (rigid) paperboard boxes.....		322219-1	32.8	0.9	3.3	0.2	3.6	7.2
Milk and milk-type paperboard cartons, including juice, beverage, and other products.....		322219-4	-	0.0	1.4	-	-	-
Paperboard fiber drums with ends of any material.....		322219-7	23.3	0.2	0.7	5.1	0.2	0.4
Fiber cans, tubes, and similar fiber products.....		322219-8	17.5	1.7	1.8	0.9	3.0	2.0
Fiber cans, all fiber and composite.....		322219-81	5.7	0.6	0.5	0.4	0.5	0.6
Fiber cores and tubes.....		322219-82	24.2	2.4	2.4	1.1	4.2	2.6
Paperboard cones, reels, spools, bobbins, blocks, and all vulcanized fiber products.....		322219-83	14.7	0.3	1.2	0.2	0.0	0.0
Secondary products and miscellaneous receipts.....		322219-SM						
Miscellaneous receipts.....		322219-M	1.1	0.0	0.0	0.0	0.0	0.0
Paper bag and coated and treated paper mfg.....	32222		14.8	1.3	0.4	1.0	0.8	1.4
Paper bag and coated and treated paper manufacturing.....	322220		14.8	1.3	0.4	1.0	0.8	1.4

See footnotes at end of table.

Table 12. Producer price index percentage changes for the net output of selected industries and their products, not seasonally adjusted — Continued
 [January 2022]

Title ¹	Industry code	Product code	Unadjusted 12-month percent change ²	Unadjusted 1-month percent change ²				
			Jan. 2021 to Jan. 2022 ^P	Aug. to Sept.	Sept. to Oct. ^P	Oct. to Nov. ^P	Nov. to Dec. ^P	Dec. to Jan. ^P
Paper bag and coated and treated paper manufacturing - Continued								
Primary products.....		322220-P	14.0	1.0	0.8	1.0	0.9	1.3
Specialty bags, pouches, and liners, multiweb laminations and foil, except film-film.....		322220-C	18.2	0.2	-0.8	8.6	0.8	1.0
Uncoated single-web paper grocers' bags and sacks and variety and shopping bags.....		322220-D	4.5	1.0	0.0	0.0	0.0	0.1
Laminated aluminum foil rolls and sheets for flexible packaging uses.....		322220-F	19.1	0.0	1.1	0.1	2.4	4.1
Pasted, lined, laminated, or surface-coated paperboard.....		322220-G	22.1	0.8	0.7	0.0	1.7	1.5
Single-web paper, rolls and sheets, including waxed, for flexible packaging uses...		322220-H	12.2	0.6	3.9	0.0	0.0	1.4
Multiweb laminated rolls and sheets, except foil, for flexible packaging uses.....		322220-J	22.3	3.3	1.6	0.4	1.3	1.1
Printing paper, coated at establishments other than where paper was produced. ..		322220-K	17.9	0.7	0.0	0.0	0.0	2.1
Pressure-sensitive products.....		322220-N	16.0	1.3	0.6	1.6	1.2	1.5
Wallcoverings.....		322220-7	0.0	0.0	0.0	0.0	0.0	0.0
Converted foil for nonpackaging applications.....		322220-8	7.7	4.3	0.5	0.5	0.2	0.0
Other coated and processed papers, except for packaging uses.....		322220-9	8.7	0.7	1.0	0.2	0.8	0.6
Secondary products and miscellaneous receipts.....		322220-SM						
Miscellaneous receipts.....		322220-M	22.6	10.9	-9.1	1.3	0.0	0.0
Stationery product mfg.	32223		15.4	1.9	-0.1	2.0	2.6	3.2
Stationery product manufacturing.....	322230		15.4	1.9	-0.1	2.0	2.6	3.2
Primary products.....		322230-P	15.3	2.0	-0.2	2.1	2.6	3.2
Die-cut paper and paperboard office supplies.....		322230-4	22.1	0.0	0.0	0.6	7.4	6.3
Envelopes, commercial, all types and materials.....		322230-5	14.1	1.6	1.4	4.0	1.5	1.2
Tablets, pads and related products.....		322230-9	8.9	0.4	0.0	0.2	2.0	4.3
Secondary products and miscellaneous receipts.....		322230-SM						
Miscellaneous receipts.....		322230-M	15.5	1.2	2.3	-0.7	-0.4	1.9
Other converted paper product mfg.	32229		9.3	3.1	0.8	1.3	1.1	0.3
Sanitary paper product manufacturing.....	322291		6.2	3.6	-0.2	0.8	1.2	0.3
Primary products.....		322291-P	5.5	3.8	-0.2	1.0	0.7	0.1
Disposable diapers and similar disposable products, made from purchased sanitary paper stock.....		322291-2	6.4	5.8	0.0	0.4	0.2	0.0
Sanitary tissue paper products, made from purchased sanitary paper stock or wadding.....		322291-5	4.3	0.9	-0.6	2.0	1.5	0.3
Secondary products and miscellaneous receipts.....		322291-SM						
Miscellaneous receipts.....		322291-M	28.8	0.0	0.0	-6.5	18.5	6.6
All other converted paper product mfg.....	322299		15.8	1.8	2.8	2.5	1.0	0.5
Primary products.....		322299-P	14.6	1.5	2.9	2.3	0.8	0.4
Molded pulp goods, including egg cartons, florist pots, food trays, etc.....		322299-1	17.9	1.3	4.7	2.1	1.1	0.7
Miscellaneous converted paper and paperboard products.....		322299-3	14.0	1.6	2.6	2.3	0.8	0.3
Secondary products and miscellaneous receipts.....		322299-SM						
Printing and related support activities.....	323		10.0	0.7	0.6	3.2	0.8	0.9
Printing and related support activities.....	3231		9.9	0.7	0.6	3.2	0.8	0.9
Printing.....	32311		10.1	0.6	0.6	3.3	0.8	0.9
Commercial screen printing.....	323113		9.8	0.3	1.1	1.9	0.8	2.6
Primary products.....		323113-P	10.3	0.4	1.2	2.0	0.7	2.8
Screen printing on garments, apparel accessories, and other fabric articles, excluding labels.....		323113-4	11.4	0.2	1.7	1.7	0.9	3.1
Screen printing (excluding on textiles, apparel, apparel accessories, and labels) ..		323113-6	7.9	0.8	0.0	2.8	0.0	2.1
Secondary products and miscellaneous receipts.....		323113-SM						
Miscellaneous receipts.....		323113-M	7.9	0.0	0.7	0.0	1.6	2.5
Secondary products.....		323113-S	7.8	0.3	0.4	2.6	1.0	1.1
Books printing.....	323117		13.8	1.7	0.8	1.6	1.6	2.5
Primary products.....		323117-P	14.1	1.8	0.9	1.6	1.7	2.5
Other book and pamphlet printing and binding.....		323117-E	2.3	0.1	0.1	0.0	0.1	1.6
Textbook printing and binding.....		323117-1	19.8	1.7	2.7	2.1	1.8	1.5
Technical, scientific, & professional book printing & binding.....		323117-3	21.3	5.2	0.8	2.3	0.1	8.4
Religious book printing and binding.....		323117-5	19.3	2.2	1.3	3.7	3.7	2.7
General book (trade, etc.) printing & binding.....		323117-7	15.6	1.9	0.3	1.7	2.5	1.9
Secondary products and miscellaneous receipts.....		323117-SM						
Secondary products.....		323117-S	12.4	0.9	0.4	2.2	1.0	1.0
Commercial printing, except screen and books.....	32311K		9.9	0.6	0.5	3.5	0.8	0.6
Primary products.....		32311K-P	9.2	0.6	0.5	3.5	0.7	0.5
Commercial lithographic printing.....		32311K-0	9.0	0.3	0.9	4.1	0.7	0.6
Other commercial and general job printing (lithographic).....		32311K-0B	4.8	0.5	-0.2	0.6	0.9	1.7

See footnotes at end of table.

Table 12. Producer price index percentage changes for the net output of selected industries and their products, not seasonally adjusted — Continued
 [January 2022]

Title ¹	Industry code	Product code	Unadjusted 12-month percent change ²	Unadjusted 1-month percent change ²				
			Jan. 2021 to Jan. 2022 ^P	Aug. to Sept.	Sept. to Oct. ^P	Oct. to Nov. ^P	Nov. to Dec. ^P	Dec. to Jan. ^P
Commercial printing, except screen and books - Continued								
Magazine and periodical printing (lithographic).....		32311K-01	13.3	0.5	4.4	0.0	2.6	-0.1
Label and wrapper printing (lithographic).....		32311K-03	1.0	0.0	0.0	0.0	0.0	0.0
Catalog and directory printing (lithographic).....		32311K-05	2.8	0.0	0.3	0.4	0.0	1.7
Advertising printing (lithographic).....		32311K-09	3.0	0.4	0.6	0.4	0.4	0.3
Commercial flexographic printing.....		32311K-2	13.5	0.8	0.6	3.5	0.0	0.6
Label and wrapper printing (flexographic).....		32311K-21	8.1	0.7	0.7	1.1	0.0	0.9
Quick printing.....		32311K-4	0.5	0.0	0.0	0.0	0.0	0.0
Digital printing.....		32311K-5	12.4	1.0	-0.2	4.7	1.0	0.4
Manifold business forms printing.....		32311K-6	5.4	0.0	0.0	2.3	0.0	0.3
Unit set business forms, loose or bound, manifold books, and pegboard accounting systems.....		32311K-62	0.4	0.0	0.0	0.0	0.0	0.3
Other commercial printing.....		32311K-9	3.1	0.1	0.0	0.0	1.7	1.3
All other commercial and general job printing.....		32311K-9V	2.8	0.0	0.0	0.0	0.0	2.7
Secondary products and miscellaneous receipts.....		32311K-SM						
Miscellaneous receipts.....		32311K-M	5.8	0.0	0.4	0.2	0.0	1.2
Secondary products.....		32311K-S	29.7	2.0	0.5	6.7	3.1	2.1
Support activities for printing.....	32312		5.0	3.0	0.2	0.5	1.5	0.1
Support activities for printing.....	323120		5.1	3.0	0.2	0.5	1.5	0.1
Primary products.....		323120-P	5.0	3.2	0.2	0.4	1.7	0.1
Softcover, pamphlet, sample book, and other binding of books and materials printed elsewhere.....		323120-3	11.3	6.4	1.1	0.2	2.9	0.3
Edition, library, and other hardcover binding of books printed elsewhere.....		323120-4	-	1.6	0.0	-	-	-
Miscellaneous binding and postpress work, incl collating, perforating, folding, gluing, etc.....		323120-5	8.2	3.4	0.3	1.5	0.8	0.2
Prepress services, excl platemaking (incl film, assembled flats, color sep., typesetting, etc.).....		323120-7	4.6	3.1	0.0	0.0	1.5	0.0
Printing plates and cylinders, prepared for printing (excl blank plates and blank cylinders).....		323120-9	-2.1	1.4	0.0	0.0	2.3	0.0
Secondary products and miscellaneous receipts.....		323120-SM						
Petroleum and coal products manufacturing.....	324		49.8	1.2	8.0	0.5	-5.9	4.8
Petroleum and coal products mfg.....	3241		49.8	1.2	8.0	0.5	-5.9	4.8
Petroleum refineries.....	32411		54.0	1.2	8.5	0.5	-6.5	5.0
Petroleum refineries.....	324110		54.0	1.2	8.6	0.5	-6.5	5.0
Primary products.....		324110-P	56.3	1.1	8.9	0.5	-6.7	5.0
Kerosene, except jet fuel.....		324110-B	56.5	5.3	14.2	-2.0	-8.7	8.3
Light fuel oils.....		324110-C	56.2	3.7	12.1	-1.9	-5.7	5.1
Home heating oil and other distillates, NEC.....		324110-C1	47.5	3.4	15.3	-0.2	-12.1	4.5
Diesel fuel.....		324110-C2	56.6	3.7	11.9	-2.0	-5.4	5.1
Heavy fuel oils, including No. 5, No. 6, heavy diesel, gas enrichment oils, etc.....		324110-E	35.1	-1.5	9.4	4.3	-0.9	-6.2
Unfinished oils and lubricating oil base stock.....		324110-J	77.8	6.8	0.6	-5.3	-3.9	12.5
Liquefied refinery gases, including other aliphatics (feed stock and other uses)....		324110-R	97.9	-20.2	18.1	0.7	-12.1	6.6
Other finished petroleum products, including waxes.....		324110-T	50.0	7.3	5.1	22.4	29.8	0.4
Gasoline, including finished base stocks and blending agents.....		324110-1	53.4	0.9	6.1	1.0	-8.7	4.5
Motor gasoline, including finished base stocks and blending agents.....		324110-12	54.1	1.0	6.2	0.9	-8.7	4.5
Regular gasoline.....		324110-121	54.0	1.0	6.5	0.7	-8.8	4.5
Mid-premium gasoline.....		324110-122	42.5	-0.8	6.6	1.6	-8.0	2.4
Premium gasoline.....		324110-123	57.1	1.4	3.9	1.9	-8.1	4.5
Jet fuel.....		324110-6	59.4	3.4	12.4	3.8	-11.1	11.8
Asphalt.....		324110-9	46.7	-1.0	-1.4	8.1	-6.3	-4.0
Secondary products and miscellaneous receipts.....		324110-SM1						
Asphalt paving and roofing materials mfg.....	32412		13.1	0.4	0.2	1.2	1.1	5.4
Asphalt paving mixture & block manufacturing.....	324121		8.7	0.2	0.5	-0.1	1.1	9.3
Primary products.....		324121-P	8.9	0.1	0.5	-0.1	1.2	10.0
Asphalt paving mixtures & blocks.....		324121-0	8.9	0.1	0.5	-0.1	1.2	10.0
Emulsified asphalt, including liquid additives.....		324121-0111	15.3	-0.9	1.7	1.2	-0.2	-0.3
Other liquid asphalt and tar paving materials, including cut-backs.....		324121-0121	17.4	0.9	1.4	0.2	-0.2	-0.1
Asphalt and tar paving mixt. (excl liquid), incl bitum. or asph. concrete, asph. paving cement.....		324121-0131	6.1	0.6	-0.1	-0.8	2.2	17.9
Secondary products and miscellaneous receipts.....		324121-SM						
Miscellaneous receipts.....		324121-M	6.9	0.0	0.0	0.0	0.0	1.0
Secondary products.....		324121-S	-	-	0.0	0.0	0.0	0.0
Asphalt shingle and coating materials manufacturing.....	324122		18.3	0.6	-0.1	2.7	1.2	1.5
Primary products.....		324122-P	18.2	0.6	-0.1	2.8	1.2	1.1

See footnotes at end of table.

Table 12. Producer price index percentage changes for the net output of selected industries and their products, not seasonally adjusted — Continued
 [January 2022]

Title ¹	Industry code	Product code	Unadjusted 12-month percent change ²	Unadjusted 1-month percent change ²				
				Jan. 2021 to Jan. 2022 ^P	Aug. to Sept.	Sept. to Oct. ^P	Oct. to Nov. ^P	Nov. to Dec. ^P
Asphalt shingle and coating materials manufacturing - Continued								
Roofing asphalts and pitches, coatings, and cements.....		324122-1	10.0	0.0	-0.1	-0.1	0.0	3.1
Prepared asphalt and tar roofing and siding products, incl. saturated felts for nonbuilding use.....		324122-2	19.5	0.7	-0.1	3.2	1.3	0.8
Asphalt smooth-surfaced roll roofing and cap sheets, organic and fiberglass base.....		324122-21	17.5	1.4	0.1	-3.8	1.3	1.2
Asphalt mineral-surfaced roll roofing and cap sheets, organic and fiberglass base.....		324122-22	14.8	3.1	1.9	1.7	0.3	1.6
Other prepared asphalt and tar products for roofing and siding.....		324122-27	19.4	1.7	2.3	0.4	2.1	3.9
Secondary products and miscellaneous receipts.....		324122-SM						
Other petroleum and coal products mfg.....	32419		13.7	0.6	3.0	0.0	0.8	1.1
Petroleum lubricating oil and grease mfg.....	324191		13.9	0.2	3.6	0.0	0.2	0.7
Primary products.....		324191-P	14.5	0.2	3.6	0.0	0.2	0.7
Petroleum lubricating oils and greases, refined petroleum.....		324191-0	14.5	0.2	3.6	0.0	0.2	0.7
Lubricating oils (incl. hydraulic fluids, etc.), refined petroleum.....		324191-011	15.3	0.3	3.9	0.0	0.2	0.7
Secondary products and miscellaneous receipts.....		324191-SM						
All other petroleum and coal products mfg.....	324199		12.9	2.0	0.4	0.1	3.3	3.1
Primary products.....		324199-P	12.4	2.3	0.2	0.1	3.5	3.1
Coke oven and blast furnace products, made in coke oven establishments.....		324199-3	-0.9	3.8	-2.4	-1.7	1.8	6.0
All other petroleum and coal products (excl. coke oven products), made in coke oven estab.....		324199-9	28.0	0.8	2.8	1.9	5.0	0.6
Secondary products and miscellaneous receipts.....		324199-SM						
Secondary products.....		324199-S	-	-	8.2	-0.1	-6.0	2.2
Chemical mfg.....	325		14.5	0.3	1.3	0.8	0.2	0.9
Basic chemical mfg.....	3251		26.1	0.0	2.1	3.0	-0.2	-1.0
Petrochemical mfg.....	32511		38.9	-1.1	2.1	-3.3	-7.2	-2.6
Petrochemical manufacturing.....	325110		37.9	-0.7	1.7	-3.2	-7.2	-2.9
Primary products.....		325110-P	29.7	2.5	-1.6	-2.2	-6.6	-5.2
Secondary products and miscellaneous receipts.....		325110-SM						
Industrial gas mfg.....	32512		21.3	-0.3	-2.4	15.6	2.6	0.1
Industrial gas manufacturing.....	325120		21.4	-0.3	-2.4	15.6	2.6	0.1
Primary products.....		325120-P	22.0	-0.3	-2.5	16.1	2.7	0.1
Oxygen.....		325120-A	2.3	-0.9	-0.1	0.0	0.0	0.6
Argon and hydrogen.....		325120-C	-3.2	-1.5	-1.0	-0.1	0.0	0.5
Other industrial gases (including fluorocarbon and acetylene).....		325120-T	34.5	-0.2	-3.7	24.7	3.9	0.0
Carbon dioxide.....		325120-4	3.0	2.7	0.4	-0.6	-1.1	1.1
Nitrogen.....		325120-7	-0.2	-0.6	0.2	0.6	0.1	-0.1
Secondary products and miscellaneous receipts.....		325120-SM						
Synthetic dye and pigment mfg.....	32513		14.3	-2.5	1.3	4.2	-1.0	2.7
Synthetic dye and pigment manufacturing.....	325130		14.2	-2.5	1.3	4.2	-1.0	2.7
Primary products.....		325130-P	14.3	-2.7	1.3	4.4	-1.1	2.7
All other inorganic pigments, including TiO ₂ , chrome colors, and other white opaque pigments.....		325130-N	-	-	1.1	5.8	-1.4	1.4
Chrome colors and other inorganic pigments.....		325130-N7	-	0.0	-	-	-	-
Synthetic organic dyes, pigments, lakes, and toners.....		325130-R	-	-	1.8	0.8	-0.4	6.3
Synthetic organic dyes.....		325130-R8	42.9	1.1	4.9	0.6	2.7	15.2
Synthetic organic pigments, lakes, and toners.....		325130-R9	15.8	2.4	0.5	0.9	-1.7	2.4
Secondary products and miscellaneous receipts.....		325130-SM						
Other basic inorganic chemical manufacturing.....	32518		24.7	0.6	6.2	1.3	1.7	2.5
Other basic inorganic chemical manufacturing.....	325180		24.6	0.6	6.1	1.3	1.7	2.6
Primary products.....		325180-P	20.8	0.8	0.5	1.6	2.3	3.8
Potassium and sodium compounds, excluding bleaches, alkalies, and alum.....		325180-A	18.3	0.0	1.2	2.5	1.9	2.7
All other inorganic chemicals.....		325180-H	12.2	0.6	0.0	2.3	1.4	1.3
Inorganic acids, excluding nitric, sulfuric and phosphoric.....		325180-3	23.2	0.0	3.9	3.0	0.0	3.4
Sodium hydroxide (caustic soda).....		325180-4	60.7	3.3	6.4	1.4	5.5	19.3
Carbon black, all processes.....		325180-6	49.7	2.5	2.0	3.7	14.3	-1.9
Other alkalies.....		325180-7	22.9	0.6	0.2	1.8	-0.5	9.3
Sulfuric acid.....		325180-9	34.7	-1.5	0.9	-0.7	-6.9	0.8
Secondary products and miscellaneous receipts.....		325180-SM						
Miscellaneous receipts.....		325180-M	40.8	0.2	32.1	0.0	0.0	0.1
Secondary products.....		325180-S	21.4	0.0	-1.1	2.4	1.7	-1.2
Other basic organic chemical mfg.....	32519		23.8	0.8	0.9	4.9	1.3	-2.1

See footnotes at end of table.

Table 12. Producer price index percentage changes for the net output of selected industries and their products, not seasonally adjusted — Continued
[January 2022]

Title ¹	Industry code	Product code	Unadjusted 12-month percent change ²	Unadjusted 1-month percent change ²				
			Jan. 2021 to Jan. 2022 ^P	Aug. to Sept.	Sept. to Oct. ^P	Oct. to Nov. ^P	Nov. to Dec. ^P	Dec. to Jan. ^P
Ethyl alcohol manufacturing.....	325193		38.4	1.0	-0.4	14.1	5.0	-12.0
Primary products.....		325193-P	61.7	1.4	0.6	19.2	5.9	-16.8
Ethyl alcohol.....		325193-0	61.7	1.4	0.6	19.2	5.9	-16.8
Secondary products and miscellaneous receipts.....		325193-SM						
Secondary products.....		325193-S	1.1	0.0	-3.5	1.9	3.3	0.6
Cyclic crude, intermediate, and gum and wood chemical mfg.....	325194		24.8	0.1	1.6	-0.6	2.1	0.2
Primary products.....		325194-P	37.7	1.4	1.9	1.5	2.3	0.1
Gum and wood chemicals, including wood distillation products.....		325194-1	6.5	-0.1	0.9	0.2	0.2	2.0
Cyclic crude and intermediate chemicals.....		325194-2	50.3	1.9	2.2	1.9	3.0	-0.5
Secondary products and miscellaneous receipts.....		325194-SM						
All other basic organic chemical manufacturing.....	325199		18.2	0.8	1.4	1.4	-0.7	2.7
Primary products.....		325199-P	21.2	0.9	1.6	1.6	-0.7	2.7
Natural organic chemicals.....		325199-E	5.6	3.2	1.5	-0.3	-0.3	1.2
Synthetic organic chemicals for use as flavor and perfume materials.....		325199-H	1.1	0.0	3.3	0.3	0.4	-3.7
Synthetic organic plasticizers.....		325199-N	46.4	2.5	1.0	7.2	11.7	0.9
Other synthetic organic chemicals.....		325199-R	23.7	1.1	1.7	5.9	2.9	-0.3
Miscellaneous end use chemicals and chemical products, excluding urea.....		325199-T	6.5	1.8	0.4	0.1	0.0	2.9
Miscellaneous cyclic and acyclic chemicals and chemical products, excluding fatty acid esters.....		325199-V	-	0.1	0.7	3.0	-4.5	-
Fatty acids.....		325199-1	46.6	-0.3	5.2	1.1	-3.8	-1.1
Industrial organic flavor oil mixtures and blends.....		325199-7	-	3.2	0.0	1.6	0.0	3.6
Secondary products and miscellaneous receipts.....		325199-SM						
Miscellaneous receipts.....		325199-M	-	0.0	0.0	0.0	0.0	0.2
Resin, synthetic rubber, and artificial/synthetic fiber/filaments mfg.....	3252		23.9	0.3	0.7	-1.1	-2.1	-2.4
Resin and synthetic rubber mfg.....	32521		23.7	0.2	0.6	-1.1	-2.1	-2.6
Plastics material and resins mfg.....	325211		24.2	0.0	0.6	-1.1	-2.0	-2.9
Primary products.....		325211-P	27.8	-0.1	0.7	-1.4	-2.5	-3.6
Thermoplastic resins and plastics materials.....		325211-1	27.9	-0.1	0.4	-1.6	-3.0	-4.4
Thermosetting resins and plastics materials.....		325211-4	27.1	0.5	2.5	0.7	1.4	2.6
Secondary products and miscellaneous receipts.....		325211-SM						
Synthetic rubber manufacturing.....	325212		17.4	2.6	0.1	-1.5	-3.1	0.5
Primary products.....		325212-P	19.0	2.6	0.3	-1.6	-3.3	0.5
Synthetic rubber (vulcanizable elastomers).....		325212-0	19.0	2.6	0.3	-1.6	-3.3	0.5
Secondary products and miscellaneous receipts.....		325212-SM						
Artificial fibers and filaments manufacturing.....	32522		26.4	1.4	2.3	-1.3	-2.1	0.7
Artificial fibers and filaments manufacturing.....	325220		26.4	1.4	2.3	-1.3	-2.1	0.7
Primary products.....		325220-P	26.1	1.4	2.3	-1.5	-2.3	0.7
Polyester manufactured fibers.....		325220-7	30.5	0.5	8.8	0.1	-2.2	3.5
Other noncellulosic organic fibers, incl. polyamide, polyolefin, and producer-textured.....		325220-9	24.9	1.6	0.7	-1.9	-2.3	0.0
Secondary products and miscellaneous receipts.....		325220-SM						
Pesticide, fertilizer, and other agricultural chemical mfg.....	3253		45.0	2.1	3.9	4.2	4.4	3.5
Fertilizer mfg.....	32531		77.2	2.9	6.2	6.9	6.9	3.9
Nitrogenous fertilizer manufacturing.....	325311		110.9	2.3	14.8	11.5	12.2	7.1
Primary products.....		325311-P	114.3	2.4	15.3	11.9	12.5	7.0
Synthetic ammonia, nitric acid, ammonium compounds, and urea.....		325311-A	124.3	2.5	16.3	12.5	13.2	7.0
Fertilizer materials of organic origin.....		325311-7	7.9	0.0	0.0	0.0	0.0	7.9
Secondary products and miscellaneous receipts.....		325311-SM						
Secondary products.....		325311-S	-	2.0	0.0	0.0	0.0	-
Phosphatic fertilizer manufacturing.....	325312		81.9	3.9	2.0	5.6	4.5	0.9
Primary products.....		325312-P	82.7	3.9	2.0	5.7	3.9	0.9
Phosphoric acid, superphosphates, and other phosphatic fertilizer materials.....		325312-A	-	3.9	2.8	5.4	3.6	-
Mixed fertilizers, made in plants which manufacture fertilizer materials.....		325312-7	-	4.2	-1.0	6.8	5.2	-
Secondary products and miscellaneous receipts.....		325312-SM						
Fertilizer, mixing only, manufacturing.....	325314		25.0	1.6	2.6	1.9	2.5	4.2
Primary products.....		325314-P	22.5	1.4	1.9	1.6	2.6	4.5
Mixed fertilizers, mixing only.....		325314-0	22.5	1.4	1.9	1.6	2.6	4.5
Mixed fertilizers, dry, mixing only.....		325314-01	16.4	0.5	1.6	1.0	1.1	4.6
Mixed fertilizers, liquid, mixing only.....		325314-02	54.1	5.7	3.3	4.3	8.7	4.0
Secondary products and miscellaneous receipts.....		325314-SM						
Miscellaneous receipts.....		325314-M	-	4.4	-	-	-	-

See footnotes at end of table.

Table 12. Producer price index percentage changes for the net output of selected industries and their products, not seasonally adjusted — Continued
[January 2022]

Title ¹	Industry code	Product code	Unadjusted 12-month percent change ²	Unadjusted 1-month percent change ²				
			Jan. 2021 to Jan. 2022 ^P	Aug. to Sept.	Sept. to Oct. ^P	Oct. to Nov. ^P	Nov. to Dec. ^P	Dec. to Jan. ^P
Pesticide and other agricultural chemical mfg.	32532		9.9	0.9	0.6	0.1	0.2	2.9
Pesticide and other agricultural chemical manufacturing.	325320		9.9	0.9	0.6	0.1	0.2	2.9
Primary products.		325320-P	9.6	0.9	0.6	0.1	0.1	3.2
Agricultural and commercial pesticides and chemicals.		325320-1	10.2	1.1	0.3	0.0	0.0	3.4
Lawn and garden pesticides and chemicals.		325320-4	6.1	0.0	3.0	1.7	0.0	0.0
Household and institutional pesticides and chemicals.		325320-7	6.3	0.0	1.0	0.0	1.3	3.4
Secondary products and miscellaneous receipts.		325320-SM						
Pharmaceutical and medicine mfg.	3254		2.4	0.0	0.1	0.0	0.6	1.5
Pharmaceutical and medicine mfg.	32541		2.4	0.0	0.1	0.0	0.6	1.5
Medicinal and botanical manufacturing.	325411		2.7	0.1	0.0	-0.1	0.2	2.3
Primary products.		325411-P	2.7	0.1	0.0	-0.1	0.2	2.3
Synthetic organic medicinal chemicals, medicinal & botanical drugs, & other products.		325411-0	2.7	0.1	0.0	-0.1	0.2	2.3
Pharmaceutical preparation manufacturing.	325412		1.8	0.0	0.1	0.0	0.0	1.6
Primary products.		325412-P	1.8	0.0	0.1	0.0	0.0	1.6
Pharmaceuticals acting on the respiratory system, for human use.		325412-A	1.4	0.0	0.0	0.0	0.0	1.7
Antihistamines and bronchodilators, including antiasthmatics.		325412-A111	0.0	0.0	0.0	0.0	0.0	0.0
Other respiratory preparations.		325412-A112	1.9	0.0	0.0	0.0	0.0	2.4
Other respiratory preparations, over-the-counter.		325412-A112OC	1.8	0.0	0.0	0.0	0.0	1.8
Other respiratory preparations, prescription.		325412-A112RX	1.9	0.0	0.0	0.0	0.0	2.5
Pharmaceuticals acting on the digestive or the genito-urinary systems, for human use.		325412-D	0.0	0.5	0.0	0.0	0.0	0.0
Other digestive or genito-urinary preparations.		325412-D112	0.0	0.5	0.0	0.0	0.0	0.0
Other digestive or genito-urinary preparations, over-the-counter.		325412-D112OC	0.0	0.0	0.0	0.0	0.0	0.0
Other digestive or genito-urinary preparations, prescription.		325412-D112RX	0.0	0.6	0.0	0.0	0.0	0.0
Pharmaceuticals acting on the skin, for human use.		325412-G	0.2	0.0	0.0	0.0	0.0	0.3
Other pharmaceutical preparations acting on the skin.		325412-G311	0.4	0.0	0.0	0.0	0.0	0.4
Anti-acne preparations.		325412-G411	0.0	0.0	0.0	0.0	0.0	0.0
Vitamin, nutrient, and hematonic preparations, for human use.		325412-L	4.2	0.3	-0.1	0.1	-0.2	3.7
Multivitamins.		325412-L111	8.7	0.0	0.0	0.0	0.0	8.1
Other vitamins and nutrients.		325412-L112	1.0	0.5	-0.2	0.1	-0.4	0.5
Pharmaceuticals affecting parasitic and infective diseases, for human use.		325412-Q	1.3	0.0	0.0	0.0	0.0	1.2
Broad and medium spectrum antibiotics.		325412-Q111	0.5	0.0	0.0	0.0	0.0	0.5
Systemic antivirals.		325412-Q112	1.9	0.0	0.0	0.0	0.0	1.8
Other parasitic and infective diseases.		325412-Q113	1.4	0.0	0.0	0.0	0.0	1.2
Pharmaceuticals affecting neoplasms, the endocrine system, & metabolic diseases, for human use.		325412-1	2.5	0.0	0.1	0.0	0.0	1.7
Cancer therapy products.		325412-1111	4.4	0.0	0.0	0.0	0.0	3.3
Insulin/antidiabetes products.		325412-1112	2.1	0.0	0.2	0.0	0.0	1.9
Other neoplasms, endocrine system, and metabolic diseases.		325412-1113	2.9	0.0	0.0	0.0	0.0	1.9
Hormones and oral contraceptives.		325412-1114	0.9	0.0	0.0	0.0	0.0	0.6
Pharmaceuticals acting on the central nervous system and the sense organs, for human use.		325412-4	1.0	0.0	0.2	0.0	0.0	2.0
Analgesics.		325412-4111	0.5	0.0	0.6	0.0	0.0	2.8
Psychotherapeutics.		325412-4112	1.4	0.0	0.0	0.0	0.0	2.0
Antidepressants.		325412-41121	1.7	0.0	0.0	0.0	0.0	1.9
Other psychotherapeutics, including tranquilizers.		325412-41123	1.0	0.0	0.0	0.0	0.0	2.1
Other central nervous system and sense organs.		325412-4113	1.3	0.0	0.0	0.0	0.0	1.4
Anticonvulsants.		325412-4114	0.0	0.0	0.0	0.0	0.0	0.0
Analgesics, over-the-counter.		325412-4111OC	4.1	0.0	3.9	0.0	0.0	0.0
Analgesics, prescription.		325412-4111RX	0.1	0.0	0.3	0.0	0.0	3.1
Pharmaceuticals acting on the cardiovascular system, for human use.		325412-7	0.4	0.0	0.0	0.0	0.0	0.9
Other cardiovascular preparations.		325412-7113	-0.6	0.0	0.0	0.0	0.0	0.0
Secondary products and miscellaneous receipts.		325412-SM						
Miscellaneous receipts.		325412-M	1.5	0.0	0.5	0.0	0.3	1.0
Secondary products.		325412-S	5.7	0.2	0.0	0.0	0.0	3.2
In-vitro diagnostic substance manufacturing.	325413		10.0	-0.3	0.2	-0.3	9.9	0.3
Primary products.		325413-P	11.2	-0.3	0.2	-0.3	11.8	-0.2
In-vitro diagnostic substances.		325413-0	11.2	-0.3	0.2	-0.3	11.8	-0.2
Secondary products and miscellaneous receipts.		325413-SM						
Other biological product manufacturing.	325414		2.3	0.2	0.0	0.0	0.0	2.1
Primary products.		325414-P	2.2	0.3	0.0	0.0	0.0	2.0
Biological products, excluding diagnostic, for veterinary, industrial, and all other misc. uses.		325414-A	-	1.4	0.0	0.0	0.0	-

See footnotes at end of table.

Table 12. Producer price index percentage changes for the net output of selected industries and their products, not seasonally adjusted — Continued
 [January 2022]

Title ¹	Industry code	Product code	Unadjusted 12-month percent change ²	Unadjusted 1-month percent change ²				
				Jan. 2021 to Jan. 2022 ^P	Aug. to Sept.	Sept. to Oct. ^P	Oct. to Nov. ^P	Nov. to Dec. ^P
Other biological product manufacturing - Continued								
Biological products, excluding diagnostic, for human use.....		325414-T	2.6	0.0	0.0	0.0	0.0	2.4
Secondary products and miscellaneous receipts.....		325414-SM1						
Paint, coating & adhesive mfg.....	3255		20.0	1.9	1.1	0.7	1.4	5.2
Paint and coating mfg.....	32551		22.4	1.5	1.1	0.8	1.1	6.2
Paint and coating manufacturing.....	325510		22.4	1.5	1.1	0.8	1.1	6.2
Primary products.....		325510-P	23.2	1.5	1.2	0.8	1.1	6.7
Miscellaneous allied paint products including paint and varnish removers, thinners, etc.....		325510-B	21.4	0.8	1.5	0.8	1.2	6.0
Architectural coatings.....		325510-1	24.7	0.3	0.9	0.9	0.8	9.2
Exterior architectural coatings.....		325510-11	31.4	0.1	2.1	2.3	1.8	9.4
Interior architectural coatings.....		325510-12	21.2	0.4	0.3	0.2	0.2	9.0
Product finishes for original equipment manufacturers (OEM), excluding marine coatings.....		325510-4	18.9	2.1	1.6	0.7	2.2	2.0
Transportation finishes, except powdered and high-solids coatings.....		325510-41	3.8	-0.2	1.4	-0.2	0.4	0.5
All other product finishes for original equipment manufacturers (OEM), excluding marine coating.....		325510-42	26.1	3.1	1.7	1.1	2.9	2.6
Special purpose coatings incl. marine, industrial, construction and maintenance coatings, etc.....		325510-7	26.2	3.6	1.1	0.7	0.5	7.8
Automotive, other transportation and machinery refinish paints and enamels, including primers.....		325510-71	27.3	2.1	0.9	3.0	1.2	1.1
Special purpose coatings, including all marine coatings and traffic marking paints.....		325510-72	25.8	4.2	1.1	-0.2	0.2	10.7
Secondary products and miscellaneous receipts.....		325510-SM						
Secondary products.....		325510-S	8.3	0.6	0.6	0.5	0.4	0.7
Adhesive mfg.....	32552		15.2	2.7	0.9	0.6	2.0	2.9
Adhesive manufacturing.....	325520		15.2	2.7	0.9	0.6	2.0	2.9
Primary products.....		325520-P	14.7	2.2	0.7	0.7	2.3	2.6
Nonstructural caulking compounds and sealants.....		325520-A	20.7	5.2	0.2	0.0	3.4	5.9
Structural sealants (load bearing).....		325520-B	8.7	0.0	0.7	0.0	0.0	1.1
Synthetic resin & rubber adhesives, incl all types of bonding & laminating adhesives.....		325520-4	14.2	1.4	0.9	1.0	2.2	1.7
Epoxy adhesives.....		325520-41	10.6	1.0	0.7	0.0	1.8	-0.1
Other synthetic resin and rubber adhesives.....		325520-46	24.0	1.7	1.3	2.9	1.8	4.3
Secondary products and miscellaneous receipts.....		325520-SM						
Miscellaneous receipts.....		325520-M	16.2	0.3	6.0	0.0	0.0	5.6
Secondary products.....		325520-S	24.1	14.0	0.1	0.0	0.3	5.1
Soap, cleaners, and toilet preparation mfg.....	3256		7.8	0.3	0.8	0.3	0.5	2.3
Soap & cleaning compound mfg.....	32561		10.6	0.5	1.2	0.5	0.5	1.3
Soap and other detergent manufacturing.....	325611		5.0	0.3	0.4	0.2	0.2	0.5
Primary products.....		325611-P	5.6	0.3	0.4	0.4	0.0	0.6
Soaps and detergents, commercial, industrial, and institutional.....		325611-1	5.9	0.8	0.6	0.8	0.1	1.5
Commercial, industrial, and institutional hard surface cleaners.....		325611-11	3.6	0.0	0.3	0.5	0.3	0.5
Commercial, industrial, and institutional laundry detergents.....		325611-12	5.8	0.0	0.6	1.9	0.0	0.0
Commercial, industrial, and institutional dishwashing detergents.....		325611-13	6.4	1.9	0.1	0.4	0.1	3.8
Commercial, industrial, and institutional metal cleaners.....		325611-14	9.2	0.9	5.7	0.0	0.3	0.0
Dairy, farm, and food plant cleaners, sanitizers, etc.....		325611-16	5.7	0.7	0.0	0.0	0.0	0.1
Commercial, industrial, and institutional soaps, excluding specialty cleaners.....		325611-17	6.7	0.3	2.0	0.3	0.0	0.0
Commercial, industrial, and institutional scouring cleaners.....		325611-18	0.0	0.0	0.0	0.0	0.0	0.0
Household detergents.....		325611-4	7.5	0.0	0.1	0.2	0.0	0.0
Household alkaline detergents and cleaners.....		325611-45	5.8	0.1	0.3	0.1	0.0	0.2
Household dry and liquid laundry detergents.....		325611-46	8.1	0.0	0.0	0.2	0.0	0.0
Soaps, excluding specialty cleaners, household.....		325611-7	2.3	-0.1	0.7	0.0	0.2	0.0
Secondary products and miscellaneous receipts.....		325611-SM						
Miscellaneous receipts.....		325611-M	4.2	0.0	4.7	0.0	0.0	0.0
Secondary products.....		325611-S	2.9	0.3	0.3	-0.2	0.8	0.4
Polish and other sanitation good mfg.....	325612		7.1	0.3	0.2	2.4	0.2	1.2
Primary products.....		325612-P	6.2	0.4	0.2	2.1	0.3	0.9
Polishing preparations and related products.....		325612-7	17.2	0.2	1.3	1.8	1.9	3.0
Specialty cleaning and sanitation products.....		325612-8	6.2	0.6	0.0	3.0	0.1	0.7
Disinfectants, nonagricultural, industrial and institutional.....		325612-81	6.1	2.9	0.0	0.0	0.0	0.9
Air and room fresheners.....		325612-83	9.8	0.0	0.0	9.5	0.0	0.1
Laundry fabric softeners and rinses, liquid and dry.....		325612-88	1.9	0.0	0.0	0.0	0.1	0.4
Other specialty cleaning and sanitation products.....		325612-89	7.9	0.4	0.0	3.6	0.1	1.0

See footnotes at end of table.

Table 12. Producer price index percentage changes for the net output of selected industries and their products, not seasonally adjusted — Continued
 [January 2022]

Title ¹	Industry code	Product code	Unadjusted 12-month percent change ²	Unadjusted 1-month percent change ²				
			Jan. 2021 to Jan. 2022 ^P	Aug. to Sept.	Sept. to Oct. ^P	Oct. to Nov. ^P	Nov. to Dec. ^P	Dec. to Jan. ^P
Polish and other sanitation good mfg. - Continued								
Secondary products and miscellaneous receipts.....		325612-SM						
Miscellaneous receipts.....		325612-M	7.6	0.0	0.0	0.0	0.0	2.5
Surface active agent manufacturing.....	325613		25.7	1.2	3.4	-0.3	1.3	2.9
Primary products.....		325613-P	24.6	1.3	2.8	-0.4	1.3	3.1
Surfactants, finishing agents, and assistants.....		325613-0	24.6	1.3	2.8	-0.4	1.3	3.1
Textile and leather assistants and finishes.....		325613-01	13.6	1.5	0.0	0.9	0.8	0.4
Surfactants (bulk surface active agents).....		325613-02	26.4	1.2	3.3	-0.6	1.4	3.4
Secondary products and miscellaneous receipts.....		325613-SM						
Toilet preparation mfg.....	32562		4.9	0.1	0.3	0.0	0.5	3.4
Toilet preparation manufacturing.....	325620		4.8	0.1	0.3	0.0	0.5	3.4
Primary products.....		325620-P	3.2	0.1	0.2	0.0	0.5	1.6
Denture cleaners, mouthwashes, gargles, and rinses.....		325620-A	—	—	—	0.0	0.0	0.0
Creams, lotions, and oils, excluding shaving, hair, and deodorant.....		325620-D	3.2	0.0	0.0	0.0	0.1	3.0
Other cosmetics and toilet preparations.....		325620-G	2.6	0.2	0.0	0.0	0.2	0.4
Shaving preparations.....		325620-1	—	—	—	-0.4	2.7	0.6
Perfumes, toilet waters, and colognes.....		325620-4	6.0	—	—	0.0	3.1	2.8
Hair preparations (including shampoos).....		325620-7	3.8	0.2	0.9	0.0	0.2	2.4
Hair preparations incl professional, consumer, and cream/gel shampoos.....		325620-71	4.3	0.0	0.9	0.0	0.3	3.1
Hair tonics and hair dressings incl professional and consumer use.....		325620-72	2.0	1.0	0.7	0.1	-0.1	0.3
Secondary products and miscellaneous receipts.....		325620-SM						
Secondary products.....		325620-S	—	—	—	0.0	2.2	0.4
Other chemical product & preparation mfg.....	3259		10.9	0.4	2.2	0.5	0.1	1.4
Printing ink mfg.....	32591		9.4	0.1	1.9	0.7	0.0	1.0
Printing ink manufacturing.....	325910		9.4	0.1	1.9	0.7	0.0	1.0
Primary products.....		325910-P	9.6	0.0	1.9	0.7	0.0	1.0
Flexographic printing inks.....		325910-A	29.5	0.1	4.1	0.2	0.1	8.1
Nonimpact/digital inks.....		325910-E	0.6	0.0	0.3	1.6	-0.1	-1.6
All other printing inks.....		325910-H	5.8	0.0	1.2	0.6	0.8	0.0
Lithographic and offset inks.....		325910-6	14.4	0.0	3.2	0.1	0.0	1.1
News and nonheat web offset printing inks.....		325910-61	21.4	0.0	5.0	0.0	0.0	0.0
Publication and commercial web inks.....		325910-62	13.4	0.0	3.4	0.0	0.0	0.0
Sheet-fed general inks.....		325910-63	13.5	0.0	2.1	0.4	0.0	3.2
Sheet-fed packaging inks.....		325910-64	12.6	0.0	2.3	0.0	0.0	3.3
Gravure printing inks.....		325910-7	1.0	0.0	0.0	0.0	0.0	0.0
Secondary products and miscellaneous receipts.....		325910-SM						
Miscellaneous receipts.....		325910-M	3.6	1.0	1.2	1.9	-1.8	2.4
Secondary products.....		325910-S	5.4	2.6	0.0	0.0	-0.2	0.4
Explosives mfg.....	32592		6.1	0.5	0.6	0.1	1.1	3.2
Explosives manufacturing.....	325920		6.1	0.5	0.6	0.1	1.1	3.2
Primary products.....		325920-P	6.8	0.6	0.7	0.0	1.3	3.0
Explosives.....		325920-0	6.8	0.6	0.7	0.0	1.3	3.0
Secondary products and miscellaneous receipts.....		325920-SM						
All other chemical product & preparation mfg.....	32599		11.4	0.5	2.3	0.6	0.1	1.3
Custom compounding of purchased resins.....	325991		22.4	0.3	5.4	0.7	1.2	2.0
Primary products.....		325991-P	24.6	0.3	5.9	0.8	1.4	2.1
Custom compounding of purchased resins and color concentrates.....		325991-0	24.7	0.3	5.9	0.8	1.4	2.1
Secondary products and miscellaneous receipts.....		325991-SM						
Photographic film and chemical manufacturing.....	325992		6.9	-0.5	2.0	0.2	0.5	-0.4
Primary products.....		325992-P	6.3	-0.7	2.8	0.3	0.5	-1.1
Photographic sensitized film, plates, paper, & cloth.....		325992-T	7.1	-1.1	2.3	0.4	0.7	-1.5
Photographic sensitized film, plates, paper, & cloth, silver-halide-type (excluding X-ray).....		325992-T1	6.0	-2.0	3.8	-1.3	1.2	-2.5
Sensitized photographic film, plates, paper & cloth, other than silver-halide-type, incl. X-ray.....		325992-T3	8.8	0.3	0.0	3.4	-0.2	0.0
Prepared photographic chemicals.....		325992-5	3.8	0.5	4.6	0.0	0.0	0.0
Secondary products and miscellaneous receipts.....		325992-SM						
Miscellaneous receipts.....		325992-M	0.6	0.0	0.0	0.0	0.3	0.0
Other miscellaneous chemical product manufacturing.....	325998		7.8	1.1	0.8	0.6	-0.7	1.8
Primary products.....		325998-P	8.7	1.2	0.9	0.7	-0.8	2.0
Water treating compounds.....		325998-A	33.2	4.5	2.4	-0.9	2.0	5.3
All other chemical preparations, including essential oils.....		325998-J	5.1	0.2	0.1	1.7	-1.6	1.3

See footnotes at end of table.

Table 12. Producer price index percentage changes for the net output of selected industries and their products, not seasonally adjusted — Continued
[January 2022]

Title ¹	Industry code	Product code	Unadjusted 12-month percent change ²	Unadjusted 1-month percent change ²				
			Jan. 2021 to Jan. 2022 ^P	Aug. to Sept.	Sept. to Oct. ^P	Oct. to Nov. ^P	Nov. to Dec. ^P	Dec. to Jan. ^P
Other miscellaneous chemical product manufacturing - Continued								
Secondary products and miscellaneous receipts.....		325998-SM						
Miscellaneous receipts.....		325998-M	-1.3	0.0	0.0	0.0	0.0	-1.4
Secondary products.....		325998-S	2.9	-0.7	0.0	-0.2	0.1	0.4
Plastics and rubber products mfg.....	326		21.7	1.5	1.6	1.5	1.4	1.4
Plastics product mfg.....	3261		23.9	1.6	1.8	1.6	1.4	1.0
Unsupported plastics film, sheet, and bag mfg.....	32611		23.8	1.8	1.9	0.8	0.5	-0.5
Plastics bag and pouch manufacturing.....	326111		19.9	2.1	1.1	-1.1	-0.2	-0.2
Primary products.....		326111-P	20.3	2.2	1.3	-1.3	-0.3	-0.3
Single-web film specialty bags, pouches, and liners.....		326111-1	21.0	2.4	1.3	-1.4	-0.4	-0.4
Polyethylene grocery and variety bags and pouches.....		326111-11	18.9	0.0	0.0	-3.3	-0.2	0.0
Polyethylene refuse bags.....		326111-12	24.0	7.3	2.9	-1.0	-3.6	-1.6
Other polyethylene bags, pouches, and liners.....		326111-15	17.1	0.9	2.0	-0.5	-1.4	-0.6
Coextruded single-web film specialty bags, pouches, & liners.....		326111-16	39.0	4.7	0.0	0.0	4.7	-0.1
Multweb film/film combination specialty bags, pouches, and liners.....		326111-3	12.8	0.4	1.0	0.2	0.8	1.0
Secondary products and miscellaneous receipts.....		326111-SM						
Secondary products.....		326111-S	31.3	2.0	0.1	1.6	1.4	0.3
Plastics packaging film and sheet mfg.....	326112		20.2	1.7	1.1	-0.4	-0.2	-1.2
Primary products.....		326112-P	20.4	1.8	0.9	-0.3	-0.4	-1.2
Single-web film, rolls, and sheets, including coextruded, for flexible packaging uses.....		326112-1	19.3	1.9	1.4	-0.8	-0.4	-2.1
Single-web film, rolls, and sheets for flexible packaging uses.....		326112-11	15.7	1.4	1.5	-0.8	-1.0	-2.5
Coextruded single-web film, for flexible packaging uses.....		326112-12	38.9	4.1	1.3	-1.0	2.5	-0.6
Film/film multiweb laminated rolls and sheets, excluding foil, for flexible packaging uses.....		326112-3	22.9	1.6	-0.5	1.0	-0.5	1.2
Secondary products and miscellaneous receipts.....		326112-SM						
Secondary products.....		326112-S	24.1	1.4	3.4	-1.2	1.6	-1.6
Nonpackaging plastics film and sheet mfg.....	326113		28.7	1.8	2.9	2.7	1.4	-0.2
Primary products.....		326113-P	30.0	1.9	3.0	3.2	1.9	-0.9
Unlaminated plastics film and sheet, excluding packaging.....		326113-0	30.0	1.9	3.0	3.2	1.9	-0.9
Unlaminated polyethylene film and sheet.....		326113-01	31.6	1.4	-0.4	3.7	2.7	-0.9
Unlaminated vinyl and vinyl copolymer film and sheet.....		326113-03	33.6	6.0	3.1	0.3	0.8	0.0
Miscellaneous unlaminated plastics film and sheet.....		326113-04	23.1	0.8	2.4	4.0	1.8	0.2
Secondary products and miscellaneous receipts.....		326113-SM						
Secondary products.....		326113-S	23.6	1.3	3.0	-0.2	-1.5	5.2
Plastics pipe/fitting/unsupported shapes mfg.....	32612		43.0	1.9	3.6	0.6	1.2	2.2
Unlaminated plastics profile shape manufacturing.....	326121		17.3	3.0	2.7	0.3	-0.7	2.7
Primary products.....		326121-P	17.4	3.2	2.4	0.0	-0.7	3.1
Unlaminated plastics profile shapes.....		326121-0	17.4	3.2	2.4	0.0	-0.7	3.1
Secondary products and miscellaneous receipts.....		326121-SM						
Plastics pipe and pipe fitting manufacturing.....	326122		58.0	1.5	4.0	0.7	2.0	1.9
Primary products.....		326122-P	59.5	1.4	4.1	0.7	2.0	1.9
Plastics pipe.....		326122-1	60.3	1.0	4.3	0.7	1.9	1.2
Plastics drain, waste and vent pipe.....		326122-11	56.5	1.0	3.7	1.0	3.0	2.9
Plastics water pipe.....		326122-13	82.9	2.5	5.3	1.2	2.0	1.4
Plastics sewer, stormdrain, and water main pipe.....		326122-18	79.3	1.0	5.9	1.8	5.0	0.1
Other plastics pipe.....		326122-1B	27.0	0.2	0.7	-0.1	-2.3	0.5
Plastics pipe fittings and unions.....		326122-3	56.2	2.9	3.0	0.6	2.7	5.4
Secondary products and miscellaneous receipts.....		326122-SM						
Miscellaneous receipts.....		326122-M	22.3	7.6	1.9	0.9	-1.4	0.4
Secondary products.....		326122-S1	22.9	0.9	4.4	-0.3	0.4	2.4
Laminated plastics plate, sheet, and shape mfg.....	32613		9.6	0.9	0.9	0.2	1.1	1.9
Laminated plastics plate, sheet (except packaging), and shape manufacturing.....	326130		9.6	0.9	0.9	0.2	1.1	1.9
Primary products.....		326130-P	9.7	1.0	0.8	0.2	1.2	2.1
Laminated plastics plate, sheet (except packaging), and shapes.....		326130-0	9.7	1.0	0.8	0.2	1.2	2.1
Secondary products and miscellaneous receipts.....		326130-SM						
Secondary products.....		326130-S	-	-0.5	4.2	0.0	-	-
Polystyrene foam product mfg.....	32614		58.1	0.3	6.0	7.8	4.5	4.6
Polystyrene foam product manufacturing.....	326140		58.1	0.3	6.0	7.8	4.5	4.6
Primary products.....		326140-P	53.9	0.3	5.4	7.2	3.7	4.7
Packaging, polystyrene foam products.....		326140-2	62.9	0.3	4.1	8.3	4.0	5.7

See footnotes at end of table.

Table 12. Producer price index percentage changes for the net output of selected industries and their products, not seasonally adjusted — Continued
 [January 2022]

Title ¹	Industry code	Product code	Unadjusted 12-month percent change ²	Unadjusted 1-month percent change ²				
			Jan. 2021 to Jan. 2022 ^P	Aug. to Sept.	Sept. to Oct. ^P	Oct. to Nov. ^P	Nov. to Dec. ^P	Dec. to Jan. ^P
Polystyrene foam product manufacturing - Continued								
Polystyrene foam food containers.....		326140-21	64.2	0.5	5.2	9.4	5.8	5.7
Polystyrene foam protective shipping pads, shaped cushioning, etc.....		326140-22	60.7	0.0	2.0	6.3	0.5	5.9
Building and construction polystyrene foam products.....		326140-3	50.1	0.2	8.2	6.6	0.2	2.6
Consumer and institutional polystyrene foam products.....		326140-5	52.4	0.2	5.8	7.1	5.5	4.5
All other polystyrene foam products incl. transportation application uses.....		326140-9	34.1	1.4	3.6	4.9	2.1	5.2
Secondary products and miscellaneous receipts.....		326140-SM						
Foam product (ex polystyrene) mfg.....	32615		18.0	3.7	0.1	0.0	0.5	0.6
Urethane and other foam product mfg.....	326150		18.0	3.7	0.1	0.0	0.5	0.6
Primary products.....		326150-P	18.9	4.0	0.0	0.0	0.5	0.3
Packaging polyurethane foam products.....		326150-2	2.6	0.0	0.0	0.0	0.0	0.0
Furniture and furnishings polyurethane foam products.....		326150-4	34.8	9.6	-0.6	0.0	0.5	0.2
Polyurethane foam formed & slab stock for pillows/seating/etc.....		326150-41	39.0	0.7	2.6	-0.1	1.8	0.7
Consumer and institutional polyurethane foam products.....		326150-5	14.3	0.0	0.0	0.0	0.0	0.0
All other miscellaneous polyurethane foam products.....		326150-6	10.0	0.0	1.0	0.0	2.4	-0.4
Products made of foam other than polystyrene or polyurethane.....		326150-9	11.9	0.7	1.3	0.0	0.4	0.0
Secondary products and miscellaneous receipts.....		326150-SM						
Secondary products.....		326150-S	11.3	0.2	1.3	0.9	0.4	3.7
Plastics bottle mfg.....	32616		18.0	0.8	1.5	0.7	0.0	3.0
Plastics bottle manufacturing.....	326160		18.0	0.8	1.5	0.7	0.0	3.0
Primary products.....		326160-P	18.4	0.8	1.6	0.8	0.0	3.2
Plastics bottles.....		326160-0	18.4	0.8	1.6	0.8	0.0	3.2
Secondary products and miscellaneous receipts.....		326160-SM						
Other plastics product mfg.....	32619		18.3	1.6	1.1	1.7	1.7	0.5
Plastics plumbing fixture manufacturing.....	326191		21.1	2.2	1.4	2.8	0.0	1.8
Primary products.....		326191-P	21.7	2.2	1.5	3.0	0.0	1.9
Plastics plumbing fixtures.....		326191-0	21.7	2.2	1.5	3.0	0.0	1.9
Secondary products and miscellaneous receipts.....		326191-SM						
Miscellaneous receipts.....		326191-M	9.9	3.8	0.0	0.0	0.0	0.3
All other plastics product manufacturing.....	326199		18.2	1.5	1.1	1.7	1.8	0.4
Primary products.....		326199-P	18.8	1.6	1.1	1.7	1.7	0.4
All other reinforced and fiberglass plastics products.....		326199-A	13.9	0.3	1.3	0.0	0.5	4.2
Consumer/institutional/commercial fabricated plastics products (excl. foam and wire coated).....		326199-C	21.2	3.5	0.1	3.9	3.5	-0.8
Transportation fabricated plastics products (excluding foam and reinforced plastics).....		326199-1	16.8	1.3	1.4	0.7	3.0	0.9
Electrical and electronic fabricated plastics (excluding foam and reinforced plastics).....		326199-2	7.6	0.0	0.6	0.0	0.0	0.4
Industrial machinery plastics products, excluding foam (incl. gears, bearings, etc.).....		326199-3	5.7	-0.8	1.3	0.0	-0.3	3.8
Plastics packaging (excluding film, sheet, foam, and bottles).....		326199-4	26.7	1.2	2.2	2.2	0.0	-0.9
Building & construction fabricated plastics products (excl foam, plumbing fixtures, hardware).....		326199-8	18.4	1.1	1.3	0.6	0.8	1.4
Secondary products and miscellaneous receipts.....		326199-SM						
Miscellaneous receipts.....		326199-M	11.6	0.0	0.1	0.9	4.0	0.3
Secondary products.....		326199-S	8.6	1.4	0.4	0.9	-0.6	-0.1
Rubber product mfg.....	3262		13.2	1.0	0.8	0.8	1.1	3.3
Tire mfg.....	32621		12.4	0.5	0.3	1.3	0.4	3.9
Tire manufacturing, except retreading.....	326211		12.4	0.5	0.3	1.3	0.4	3.9
Primary products.....		326211-P	12.0	0.4	0.4	0.8	0.4	4.5
Tread rubber, tire sundries, and repair materials.....		326211-H	10.8	2.8	0.0	0.0	0.0	1.0
Pneumatic tires (including passenger, truck, bus, tractor, industrial, and other tires).....		326211-0	11.9	0.3	0.4	0.8	0.4	4.8
Passenger car pneumatic tires (casings).....		326211-01	11.2	0.2	1.2	0.3	0.2	5.0
Truck and bus (including off-the-highway) pneumatic tires.....		326211-03	14.0	0.2	-1.0	1.6	0.5	5.1
Secondary products and miscellaneous receipts.....		326211-SM						
Rubber and plastics hose and belting.....	32622		11.4	0.6	0.6	0.4	1.3	1.5
Rubber and plastics hose and belting mfg.....	326220		11.4	0.6	0.6	0.4	1.3	1.5
Primary products.....		326220-P	10.6	0.7	0.6	0.4	1.4	1.2
Rubber and plastics belt and belting mfg.....		326220-D	6.9	0.0	0.2	1.1	0.9	2.0
Rubber and plastics transmission belts and belting (excluding flat).....		326220-D2	3.5	0.0	0.2	0.3	0.0	1.6
Rubber and plastic hose mfg.....		326220-H	13.4	1.1	0.8	-0.1	1.7	0.7
Rubber and plastics hose for on- and off-highway motor vehicles.....		326220-H3	5.2	0.8	0.9	-0.5	0.9	0.6

See footnotes at end of table.

Table 12. Producer price index percentage changes for the net output of selected industries and their products, not seasonally adjusted — Continued
[January 2022]

Title ¹	Industry code	Product code	Unadjusted 12-month percent change ²	Unadjusted 1-month percent change ²				
			Jan. 2021 to Jan. 2022 ^P	Aug. to Sept.	Sept. to Oct. ^P	Oct. to Nov. ^P	Nov. to Dec. ^P	Dec. to Jan. ^P
Rubber and plastics hose and belting mfg. - Continued								
Industrial rubber and plastics hose without fittings.....		326220-H4	9.8	0.0	0.8	0.0	0.2	1.3
Rubber and plastics water hose (incl. fire, irrigation, etc.).....		326220-H5	47.8	5.4	3.7	0.3	3.8	0.9
Secondary products and miscellaneous receipts.....		326220-SM						
Miscellaneous receipts.....		326220-M	20.0	0.0	1.6	0.0	0.7	2.6
Other rubber product mfg.....	32629		14.9	1.8	1.5	0.4	1.8	3.3
Rubber product mfg. for mechanical use.....	326291		10.8	0.3	1.1	0.3	2.6	3.5
Primary products.....		326291-P	9.7	0.3	0.3	0.3	1.9	4.7
Other extruded rubber mechanical goods (excl. auto)(excl. tubing).....		326291-C	18.9	3.5	0.0	6.6	0.0	0.0
Molded rubber mechanical goods, automotive.....		326291-1	2.1	0.0	0.1	0.0	0.0	1.4
Molded rubber mechanical goods, transportation (excluding automotive)/off-highway machinery.....		326291-2	9.5	0.0	0.0	0.0	9.3	0.0
Other molded rubber mechanical goods (excluding tubing).....		326291-9	16.9	0.8	1.9	0.0	2.6	4.3
Secondary products and miscellaneous receipts.....		326291-SM						
Secondary products.....		326291-S	17.8	0.2	0.4	0.2	7.5	0.5
All other rubber product manufacturing.....	326299		17.7	2.9	1.7	0.5	1.4	3.2
Primary products.....		326299-P	17.5	2.5	1.9	0.3	1.5	3.6
Rubber druggist and medical sundries, excluding gloves.....		326299-A	0.3	0.0	0.0	0.0	0.1	0.0
All other miscellaneous rubber goods.....		326299-B	8.1	0.8	0.0	0.4	2.0	1.0
Rubber compounds or mixtures for sale or interplant transfer.....		326299-6	29.1	3.8	3.8	0.0	0.9	4.6
All other industrial rubber products.....		326299-7	0.2	0.9	0.7	0.0	0.3	0.3
Secondary products and miscellaneous receipts.....		326299-SM						
Secondary products.....		326299-S	21.7	3.4	0.0	1.9	0.7	0.2
Nonmetallic mineral product manufacturing.....	327		11.1	0.6	0.5	0.6	0.5	2.7
Clay product and refractory manufacturing.....	3271		11.6	0.9	0.7	0.7	0.7	4.8
Pottery, ceramics, and plumbing fixture mfg.....	32711		16.6	0.5	1.2	2.1	1.4	7.4
Pottery, ceramics, and plumbing fixture mfg.....	327110		16.6	0.5	1.2	2.1	1.4	7.4
Primary products.....		327110-P	16.3	0.5	1.3	2.4	1.5	6.2
Vitreous china, porcelain, and earthenware (semivitreous) table and kitchenware..		327110-5	6.5	0.0	0.0	0.0	0.0	4.3
All other pottery products (including china decorated for the trade).....		327110-6	12.4	-0.1	0.0	0.0	5.5	0.4
Porcelain, steatite, and other ceramic electrical products.....		327110-7	26.7	1.1	0.2	5.4	1.4	12.6
Secondary products and miscellaneous receipts.....		327110-SM						
Miscellaneous receipts.....		327110-M	-	-	-	-	-	-
Clay building material and refractories mfg.....	32712		9.5	1.1	0.5	0.1	0.3	3.7
Clay building material and refractories mfg.....	327120		9.5	1.1	0.5	0.1	0.3	3.7
Primary products.....		327120-P	9.9	1.1	0.6	0.1	0.3	3.9
Brick and structural clay tile.....		327120-1	6.9	0.0	2.3	0.0	0.2	1.1
Building or common brick.....		327120-11	6.8	0.0	2.4	0.0	0.2	1.0
Glazed brick and other brick (paving, floor, and sewer).....		327120-12	7.8	0.0	0.7	0.0	0.0	2.8
Clay floor and wall tile, glazed and unglazed (including quarry tile and ceramic mosaic tile).....		327120-2	3.5	-1.4	-0.1	0.1	0.0	0.6
Nonclay refractories (excluding dead-burned magnesia).....		327120-6	11.7	0.7	0.4	0.2	0.8	9.4
Clay refractories.....		327120-7	14.7	4.3	0.0	0.0	0.0	1.6
All other structural clay products, excluding clay refractories.....		327120-9	4.2	0.0	0.0	0.0	0.0	0.8
Secondary products and miscellaneous receipts.....		327120-SM						
Miscellaneous receipts.....		327120-M	5.3	1.5	0.0	0.0	0.0	0.8
Glass and glass product manufacturing.....	3272		12.0	1.3	0.9	0.7	0.5	2.5
Glass and glass product manufacturing.....	32721		12.0	1.3	0.9	0.7	0.5	2.5
Flat glass manufacturing.....	327211		12.8	-0.6	1.2	1.1	2.2	1.4
Primary products.....		327211-P	10.4	-0.6	0.7	1.2	2.4	0.2
Flat glass (float, sheet, and plate process), made by flat glass producers.....		327211-1	13.2	-0.9	0.7	1.7	3.4	0.3
Other glass products, made by flat glass producers.....		327211-4	3.9	0.0	0.7	0.0	0.0	0.0
Secondary products and miscellaneous receipts.....		327211-SM						
Other pressed and blown glass and glassware.....	327212		2.5	0.0	0.2	0.0	0.1	0.1
Primary products.....		327212-P	2.4	0.0	0.2	0.0	0.1	0.0
Glass fiber and machine-made pressed and blown glass and glassware, made by glass producers.....		327212-B	2.4	0.0	0.2	0.0	0.1	0.0
Secondary and miscellaneous receipts.....		327212-SM						
Glass container manufacturing.....	327213		15.4	5.3	0.0	2.2	0.0	3.6
Primary products.....		327213-P	15.3	5.4	0.0	2.0	0.0	3.6
Glass containers (including value of packaging).....		327213-0	15.3	5.4	0.0	2.0	0.0	3.6

See footnotes at end of table.

Table 12. Producer price index percentage changes for the net output of selected industries and their products, not seasonally adjusted — Continued
 [January 2022]

Title ¹	Industry code	Product code	Unadjusted 12-month percent change ²	Unadjusted 1-month percent change ²					
				Jan. 2021 to Jan. 2022 ^P	Aug. to Sept.	Sept. to Oct. ^P	Oct. to Nov. ^P	Nov. to Dec. ^P	Dec. to Jan. ^P
Glass container manufacturing - Continued									
Secondary products and miscellaneous receipts.....		327213-SM1							
Glass product mfg. made of purchased glass.....	327215		13.5	0.6	1.4	0.2	0.3	3.1	
Primary products.....		327215-P	13.7	0.7	1.2	0.2	0.3	3.1	
Other glass products, made from purchased glass.....		327215-B	8.5	1.0	1.7	0.4	0.3	2.9	
Machine-made pressed and blown glassware, made from purchased glass.....		327215-C	5.9	0.1	0.6	0.0	0.0	4.5	
Mirrors (decorated and undecorated), made from purchased glass.....		327215-9	-	0.0	-	-	-	-	
Secondary products and miscellaneous receipts.....		327215-SM							
Cement and concrete product manufacturing.....	3273		10.0	0.4	0.2	0.7	0.3	2.3	
Cement manufacturing.....	32731		9.1	0.2	0.1	-0.5	0.2	4.9	
Cement manufacturing.....	327310		9.1	0.2	0.1	-0.5	0.2	4.9	
Primary products.....		327310-P	8.9	0.2	0.1	-0.5	0.2	4.8	
Cement, hydraulic (including cost of shipping containers).....		327310-0	8.9	0.2	0.1	-0.5	0.2	4.8	
Secondary products and miscellaneous receipts.....		327310-SM							
Ready-mix concrete manufacturing.....	32732		9.3	0.0	-0.4	0.8	0.4	2.4	
Ready-mix concrete manufacturing.....	327320		9.3	0.0	-0.4	0.8	0.4	2.4	
Primary products.....		327320-P	9.1	0.0	-0.4	0.9	0.4	2.2	
Northeast region ready-mix concrete.....		327320-A	4.1	-1.1	-3.2	2.3	0.0	0.4	
Midwest region ready-mix concrete.....		327320-B	6.3	-0.5	-3.2	3.9	-0.2	0.9	
South region ready-mix concrete.....		327320-C	9.0	-0.3	1.2	-0.4	0.6	2.1	
West region ready-mix concrete.....		327320-D	14.6	1.4	0.7	-0.3	0.8	4.7	
Secondary products and miscellaneous receipts.....		327320-SM							
Miscellaneous receipts.....		327320-M	13.9	2.0	0.0	0.0	0.0	3.3	
Secondary products.....		327320-S	12.4	0.3	-0.1	0.0	0.0	8.8	
Concrete pipe, brick, and block manufacturing.....	32733		7.1	0.0	1.4	0.6	0.4	0.8	
Concrete block and brick manufacturing.....	327331		5.9	0.0	0.1	0.8	-0.1	1.1	
Primary products.....		327331-P	6.1	0.1	0.0	0.9	-0.1	1.3	
Concrete block and brick.....		327331-0	6.1	0.1	0.0	0.9	-0.1	1.3	
Structural concrete block, lightweight units (weighing less than 105 lb/cubic ft.) (dry weight).....		327331-01	4.9	0.0	0.0	0.5	0.0	0.0	
Structural concrete block, mediumweight units (weighing 105 - 124 lb/cubic ft.) (dry weight).....		327331-02	5.8	0.0	0.0	0.5	0.0	3.3	
Structural concrete block, normalweight units (weighing 125 lb or more/cubic ft.) (dry weight).....		327331-03	5.2	0.0	-0.1	0.2	-0.1	1.6	
Decorative concrete block (including screen, split, slump, shadowal block, etc.).....		327331-04	3.5	0.0	0.1	0.1	-0.5	-0.2	
Concrete pavers (including grid, interlocking, etc.).....		327331-05	9.5	0.2	0.1	2.0	0.0	3.0	
Concrete brick.....		327331-06	6.7	0.0	0.0	2.5	0.0	0.9	
Secondary products and miscellaneous receipts.....		327331-SM							
Miscellaneous receipts.....		327331-M	4.3	0.0	0.0	0.0	0.0	0.0	
Secondary products.....		327331-S	9.7	-1.4	3.1	1.1	0.1	1.7	
Concrete pipe manufacturing.....	327332		9.4	-0.1	3.9	0.1	1.4	0.2	
Primary products.....		327332-P	9.4	-0.1	3.9	0.1	1.4	0.2	
Concrete pipe.....		327332-0	9.4	-0.1	3.9	0.1	1.4	0.2	
Concrete storm sewer pipe.....		327332-02	14.0	1.0	1.2	0.4	3.7	0.6	
Concrete pipe, except concrete culvert and storm sewer pipe.....		327332-03	4.7	0.0	0.0	0.1	1.1	0.1	
Other concrete product manufacturing.....	32739		13.8	1.7	1.0	0.8	0.2	2.2	
Other concrete product manufacturing.....	327390		13.8	1.7	1.0	0.8	0.2	2.2	
Primary products.....		327390-P	12.7	1.5	0.9	0.7	0.2	2.0	
Precast concrete products.....		327390-1	12.4	1.7	1.0	0.5	0.3	2.4	
Precast concrete slabs and tile, roof and floor units.....		327390-11	11.6	4.5	0.2	0.0	0.0	0.0	
Precast concrete architectural wall panels.....		327390-12	14.3	1.7	3.2	0.3	0.1	1.4	
Burial vaults and boxes, precast concrete.....		327390-13	9.6	0.0	1.1	0.0	0.4	2.1	
Precast concrete products (excl burial vaults and boxes, slabs and tile, and arch. wall panels).....		327390-14	12.5	1.1	0.4	0.8	0.4	3.5	
Prestressed concrete products.....		327390-4	13.6	0.8	0.9	1.4	0.1	1.1	
Prestressed concrete products (excl bridge beams and solid and hollow cored slabs and panels).....		327390-43	5.3	0.2	0.0	0.0	0.3	0.0	
Prestressed concrete bridge beams.....		327390-46	26.4	0.8	0.0	3.5	1.7	3.4	
Prestressed concrete solid and hollow cored slabs and panels.....		327390-47	16.1	2.2	4.2	1.5	-2.3	0.0	
Secondary products and miscellaneous receipts.....		327390-SM							
Secondary products.....		327390-S	37.8	15.4	3.4	2.0	0.7	2.6	
Lime and gypsum product manufacturing.....	3274		16.0	0.1	1.1	0.1	0.2	4.3	

See footnotes at end of table.

Table 12. Producer price index percentage changes for the net output of selected industries and their products, not seasonally adjusted — Continued
[January 2022]

Title ¹	Industry code	Product code	Unadjusted 12-month percent change ²	Unadjusted 1-month percent change ²				
			Jan. 2021 to Jan. 2022 ^P	Aug. to Sept.	Sept. to Oct. ^P	Oct. to Nov. ^P	Nov. to Dec. ^P	Dec. to Jan. ^P
Lime manufacturing.....	32741		3.9	0.1	0.0	0.0	0.0	3.3
Lime manufacturing.....	327410		3.9	0.0	0.0	0.0	0.0	3.3
Primary products.....		327410-P	3.6	0.1	0.0	0.0	0.0	3.2
Lime.....		327410-0	3.6	0.1	0.0	0.0	0.0	3.2
Secondary products and miscellaneous receipts.....		327410-SM						
Gypsum product manufacturing.....	32742		22.5	0.2	1.5	0.1	0.2	4.7
Gypsum product manufacturing.....	327420		22.5	0.2	1.6	0.1	0.2	4.7
Primary products.....		327420-P	22.9	0.2	1.6	0.1	0.2	4.9
Gypsum building materials.....		327420-1	25.0	0.0	1.9	0.1	0.2	5.7
Other gypsum products.....		327420-5	12.2	1.3	0.0	0.0	0.0	0.5
Secondary products and miscellaneous receipts.....		327420-SM						
Other nonmetallic mineral products.....	3279		10.5	0.2	0.4	0.3	1.1	2.3
Abrasive product manufacturing.....	32791		9.4	0.4	0.5	0.1	3.0	0.5
Abrasive product manufacturing.....	327910		9.4	0.4	0.5	0.1	3.0	0.5
Primary products.....		327910-P	9.8	0.4	0.5	0.1	3.4	0.4
Nonmetallic sized grains, powders, and flour abrasives (incl. graded only).....		327910-1	7.0	0.0	0.0	0.0	6.9	0.0
Nonmetallic abrasive products (including diamond abrasives).....		327910-4	7.6	0.5	0.3	0.3	3.9	1.3
Nonmetallic coated abrasive products and buffing wheels, polishing wheels, and laps.....		327910-7	9.2	0.6	1.9	0.0	1.6	0.3
Secondary products and miscellaneous receipts.....		327910-SM						
Miscellaneous receipts.....		327910-M	9.1	2.2	0.7	0.0	0.0	3.7
All other nonmetallic mineral product mfg.....	32799		10.8	0.1	0.4	0.4	0.5	2.8
Cut stone and stone product manufacturing.....	327991		14.6	-0.7	0.3	0.8	1.7	4.4
Primary products.....		327991-P	14.7	-0.8	0.3	0.8	1.8	4.5
Dressed dimension granite (including gneiss, syenite, diorite, and cut granite).....		327991-1	19.2	-0.3	0.3	1.2	0.7	6.4
Dressed dimension limestone (including dolomite, travertine, calcareous, tufa, & cut limestone).....		327991-4	10.2	0.2	0.0	0.5	7.7	0.0
Dressed dimension marble and other stone.....		327991-7	3.5	-2.7	0.6	-0.3	3.1	0.5
Secondary products and miscellaneous receipts.....		327991-SM						
Ground or treated minerals and earths mfg.....	327992		2.5	0.1	1.0	0.2	0.3	0.9
Primary products.....		327992-P	2.6	0.2	1.0	0.2	0.3	0.8
Ground or treated minerals and earths.....		327992-0	2.6	0.2	1.0	0.2	0.3	0.8
Treated lightweight aggregate and crushed slag, minerals and earths.....		327992-04	1.7	0.0	0.0	0.1	-0.1	0.0
Other minerals and earths, treated.....		327992-06	3.9	0.0	1.4	0.5	0.4	2.5
Secondary products and miscellaneous receipts.....		327992-SM						
Mineral wool manufacturing.....	327993		17.9	0.6	-0.1	0.3	0.2	4.0
Primary products.....		327993-P	17.8	0.5	-0.1	0.3	0.2	4.1
Mineral wool for thermal and acoustical envelope insulation.....		327993-1	20.7	0.7	0.1	-0.3	0.3	4.6
Mineral wool for industrial, equipment, and appliance insulation.....		327993-4	11.1	0.0	-0.6	1.7	-0.1	3.0
Secondary products and miscellaneous receipts.....		327993-SM						
Miscellaneous receipts.....		327993-M1	22.7	2.7	0.0	3.2	0.0	0.0
All other miscellaneous nonmetallic mineral product manufacturing.....	327999		4.4	0.2	0.8	0.1	0.1	1.1
Primary products.....		327999-P	4.5	0.0	0.9	0.0	0.0	1.3
All other nonmetallic mineral products.....		327999-0	4.5	0.0	0.9	0.0	0.0	1.3
Other nonmetallic mineral products.....		327999-09	2.9	0.1	0.3	0.1	0.1	0.9
Secondary products and miscellaneous receipts.....		327999-SM						
Secondary products.....		327999-S1	-	1.8	-0.2	0.8	-	-
Primary metal mfg.....	331		61.6	3.4	3.0	2.1	-0.5	0.4
Iron & steel mills & ferroalloy mfg.....	3311		108.8	4.8	3.9	2.5	0.0	-1.9
Iron & steel mills & ferroalloy mfg.....	33111		108.8	4.8	3.9	2.5	0.0	-1.9
Iron and steel mills and ferroalloy mfg.....	331110		108.7	4.8	3.9	2.5	0.0	-1.9
Primary products.....		331110-P	113.4	4.9	4.0	2.6	0.0	-2.0
Steel ingots and semifinished products.....		331110-3	92.7	3.9	4.0	4.0	2.8	3.3
Hot rolled steel sheet and strip, including tin mill products.....		331110-5	163.1	8.7	3.5	3.6	-1.3	-6.4
Ferroalloys and related products.....		331110-6	20.7	-0.4	3.9	-2.2	0.2	2.3
Hot rolled steel bars, plates, and structural shapes.....		331110-7	59.2	2.3	0.8	1.8	0.8	5.4
Hot rolled steel bars, plates, and structural shapes, carbon.....		331110-71	62.5	2.5	1.1	1.6	0.7	5.8
Hot rolled steel bars, plates, and structural shapes, alloy.....		331110-76	47.4	0.6	-1.5	2.6	1.2	3.1
Secondary products and miscellaneous receipts.....		331110-SM						
Steel product mfg from purchased steel.....	3312		71.6	5.3	2.6	4.2	0.6	1.4

See footnotes at end of table.

Table 12. Producer price index percentage changes for the net output of selected industries and their products, not seasonally adjusted — Continued
 [January 2022]

Title ¹	Industry code	Product code	Unadjusted 12-month percent change ²	Unadjusted 1-month percent change ²				
			Jan. 2021 to Jan. 2022 ^P	Aug. to Sept.	Sept. to Oct. ^P	Oct. to Nov. ^P	Nov. to Dec. ^P	Dec. to Jan. ^P
Iron & steel pipe and tube mfg from purchased steel.....	33121		80.4	5.9	2.9	6.2	2.5	3.0
Iron and steel pipe and tube manufacturing from purchased steel.....	331210		80.4	5.9	2.9	6.2	2.5	3.0
Primary products.....		331210-P	80.2	5.2	3.1	6.6	2.3	3.2
Iron and steel pipes and tubes, from purchased iron and steel.....		331210-0	80.2	5.2	3.1	6.6	2.3	3.2
Pipe and tube, carbon.....		331210-02	87.6	5.8	3.3	5.1	2.7	3.0
Pipe and tube, alloy.....		331210-03	63.7	3.0	2.1	16.0	0.8	3.3
Pipe and tube, stainless.....		331210-04	39.3	2.9	2.6	1.9	1.6	5.7
Secondary products and miscellaneous receipts.....		331210-SM1						
Rolling & drawing of purchased steel.....	33122		60.9	4.6	2.2	1.7	-1.9	-0.7
Rolled steel shape mfg.....	331221		75.1	4.2	2.0	1.0	-5.3	-3.6
Primary products.....		331221-P	81.7	4.5	2.3	0.9	-5.5	-3.4
Cold rolled steel sheet and strip, made from purchased steel.....		331221-1	100.0	4.9	2.7	0.8	-8.8	-4.5
Cold finished steel bars and bar shapes, made from purchased steel.....		331221-3	42.0	3.1	0.7	1.5	6.6	0.3
Secondary products and miscellaneous receipts.....		331221-SM						
Steel wire drawing.....	331222		46.4	5.2	2.3	2.7	2.8	3.0
Primary products.....		331222-P	48.6	5.6	2.5	2.5	3.0	3.3
Steel wire, including galvanized and other coated wire.....		331222-5	46.1	2.1	1.8	2.5	3.6	3.6
Carbon steel wire.....		331222-5A	51.1	2.7	3.2	2.6	3.9	3.5
Stainless steel wire.....		331222-5C	31.4	0.1	-2.5	2.4	2.8	2.0
Alloy steel wire.....		331222-5D	-	0.2	-1.6	-0.6	0.8	-
Secondary products and miscellaneous receipts.....		331222-SM						
Secondary products.....		331222-S	-	0.1	1.9	2.1	0.2	-
Alumina & aluminum production & processing.....	3313		33.6	4.1	4.3	0.1	-5.6	6.2
Alumina & aluminum production & processing.....	33131		33.5	4.1	4.4	0.1	-5.6	6.2
Secondary smelting and alloying of aluminum.....	331314		36.2	2.6	4.3	3.3	-0.4	2.1
Primary products.....		331314-P	35.7	2.4	4.2	3.5	-0.5	2.1
Aluminum ingot, including billet, made by secondary smelters.....		331314-2	41.1	2.6	4.8	3.9	-0.6	2.4
Aluminum and aluminum-base alloys powders, paste, and flakes.....		331314-5	5.6	1.5	0.1	0.4	0.2	0.0
Secondary products and miscellaneous receipts.....		331314-SM						
Aluminum sheet, plate, and foil mfg.....	331315		31.5	3.1	4.3	2.2	-7.1	5.9
Primary products.....		331315-P	31.5	3.1	4.3	2.2	-7.1	5.9
Aluminum sheet, plate, and foil.....		331315-0	31.5	3.1	4.3	2.2	-7.1	5.9
Other aluminum rolling, drawing, and extruding.....	331318		31.6	4.0	3.3	1.8	-7.2	6.1
Primary products.....		331318-P	32.7	4.2	3.4	1.9	-7.6	6.3
Extruded aluminum rod, bar, and other extruded shapes.....		331318-1	34.7	3.6	4.2	1.9	-7.5	5.9
Extruded and drawn aluminum tube.....		331318-3	17.2	9.0	-3.7	1.3	-8.4	10.4
Secondary products and miscellaneous receipts.....		331318-SM						
Nonferrous (exc alum) production & processing.....	3314		15.9	-0.7	0.7	0.6	-0.5	2.4
Nonferrous metal (except aluminum) smelting and refining.....	33141		23.9	-0.4	3.9	0.6	1.0	1.2
Nonferrous metal (except aluminum) smelting and refining.....	331410		23.9	-0.4	3.9	0.6	1.0	1.2
Primary products.....		331410-P	24.3	-0.4	3.8	0.8	1.2	1.3
Primary smelting and refining of copper.....		331410-1	6.7	-0.3	0.7	-0.3	-0.2	0.0
Secondary products and miscellaneous receipts.....		331410-SM1						
Copper rolling/drawing/extruding & alloying.....	33142		21.8	-0.2	-0.1	1.5	-2.7	2.5
Copper rolling, drawing, extruding, and alloying.....	331420		21.8	-0.2	-0.1	1.5	-2.7	2.5
Primary products.....		331420-P	21.6	-0.6	-0.1	1.5	-2.8	2.5
Copper wire and cable.....		331420-A	18.2	-0.8	-0.1	1.9	-2.1	-0.1
Copper and copper alloy sheet, strip, and plate.....		331420-5	24.8	0.2	0.0	1.3	-1.5	9.7
Secondary smelting, refining, and alloying of copper.....		331420-8	10.5	1.7	-1.5	-1.3	-1.0	0.4
Copper and copper alloy rod, bar, and shapes.....		331420-9	17.9	-1.3	0.3	0.6	-4.7	2.3
Secondary products and miscellaneous receipts.....		331420-SM						
Secondary products.....		331420-S	-	3.4	-0.9	0.4	-3.0	-
Other nonferrous roll/draw/extruding/alloying.....	33149		7.2	-1.4	0.0	-0.2	1.0	2.9
Nonferrous metal (except copper and aluminum) rolling, drawing, and extruding.....	331491		17.2	0.6	1.4	0.6	1.1	5.1
Primary products.....		331491-P	17.3	0.6	1.4	0.6	1.2	5.3
All other nonferrous metal mill shapes.....		331491-D	17.0	1.7	1.1	1.4	1.7	2.1
Nickel and nickel-base alloy mill shapes.....		331491-2	28.9	0.0	2.7	0.5	0.6	9.1
Titanium and titanium-base alloy mill shapes.....		331491-3	5.5	0.4	0.0	0.0	1.4	3.5
Secondary products and miscellaneous receipts.....		331491-SM						

See footnotes at end of table.

Table 12. Producer price index percentage changes for the net output of selected industries and their products, not seasonally adjusted — Continued
 [January 2022]

Title ¹	Industry code	Product code	Unadjusted 12-month percent change ²	Unadjusted 1-month percent change ²				
			Jan. 2021 to Jan. 2022 ^P	Aug. to Sept.	Sept. to Oct. ^P	Oct. to Nov. ^P	Nov. to Dec. ^P	Dec. to Jan. ^P
Secondary smelting, refining, and alloying of nonferrous metal (except copper and aluminum).....	331492		3.2	-2.3	-0.6	-0.6	0.9	2.0
Primary products.....		331492-P	3.3	-2.4	-0.6	-0.7	1.0	2.1
Secondary products and miscellaneous receipts.....		331492-SM						
Foundries.....	3315		12.8	0.3	1.0	0.8	1.3	2.4
Ferrous metal foundries.....	33151		12.5	0.0	1.4	0.5	1.5	2.6
Iron foundries.....	331511		15.5	0.9	1.7	0.3	1.6	2.1
Primary products.....		331511-P	14.8	1.0	2.0	0.3	1.9	1.3
Ductile iron pressure pipe and fittings.....		331511-1	9.7	2.3	-0.2	-0.1	0.0	1.5
Other ductile iron castings.....		331511-3	14.5	0.3	0.4	1.1	2.3	0.7
Other ductile iron castings for automotive uses.....		331511-31	14.6	0.0	0.0	0.0	0.0	0.4
Other ductile iron castings for all other uses.....		331511-32	14.5	0.5	0.7	2.1	4.2	1.0
Cast iron soil pipe and fittings, all sizes.....		331511-7	-	15.0	0.0	-	-	-
Other gray iron castings.....		331511-9	15.8	0.1	4.6	-0.1	2.5	1.0
Secondary products and miscellaneous receipts.....		331511-SM						
Steel investment foundries.....	331512		11.2	0.0	1.8	0.7	2.7	3.3
Primary products.....		331512-P	11.5	0.0	1.8	0.7	2.7	3.5
Steel investment castings.....		331512-0	11.5	0.0	1.8	0.7	2.7	3.5
Secondary products and miscellaneous receipts.....		331512-SM						
Secondary products.....		331512-S	2.8	0.0	0.2	1.0	2.7	-3.7
Steel foundries, except investment.....	331513		5.8	-2.4	0.2	0.9	0.1	3.0
Primary products.....		331513-P	5.9	-2.6	0.2	0.9	0.1	3.2
Carbon steel castings, except investment.....		331513-1	-2.9	-6.3	0.3	1.1	0.0	0.3
Alloy steel castings, excluding investment.....		331513-4	14.1	0.7	0.2	0.7	0.3	5.5
High alloy steel castings, except investment.....		331513-41	24.1	0.7	0.0	2.3	0.9	6.5
Other alloy steel castings, except investment.....		331513-43	10.1	0.7	0.2	0.1	0.0	5.1
Secondary products and miscellaneous receipts.....		331513-SM						
Nonferrous metal foundries.....	33152		13.4	0.7	0.5	1.2	0.9	2.1
Nonferrous metal die-casting foundries.....	331523		11.3	0.4	0.4	0.9	1.1	2.0
Primary products.....		331523-P	11.8	0.4	0.4	0.9	1.1	2.0
Aluminum die-castings.....		331523-1	12.8	0.3	0.5	0.9	1.6	2.0
Nonferrous (except aluminum) die-castings.....		331523-3	8.7	0.8	0.2	1.0	-0.1	2.1
Secondary products and miscellaneous receipts.....		331523-SM						
Secondary products.....		331523-S	-	0.0	0.2	0.1	0.1	1.7
Aluminum foundries, except die-casting.....	331524		14.6	1.3	0.7	0.7	1.1	1.5
Primary products.....		331524-P	10.1	0.1	0.6	0.8	1.3	1.8
Aluminum castings, excluding die-castings.....		331524-0	10.1	0.1	0.6	0.8	1.3	1.8
Secondary products and miscellaneous receipts.....		331524-SM						
Secondary products.....		331524-S1	-	8.5	1.2	0.0	0.0	0.0
Other nonferrous metal foundries, except die-casting.....	331529		19.0	1.0	0.2	2.8	0.0	3.2
Primary products.....		331529-P	15.4	1.0	0.2	2.5	-0.1	0.4
Copper foundries (excluding die-casting).....		331529-5	18.9	1.5	0.4	1.6	-0.2	0.7
Secondary products and miscellaneous receipts.....		331529-SM						
Miscellaneous receipts.....		331529-M	-	3.4	0.6	0.4	-	-
Fabricated metal product mfg.....	332		21.9	1.3	1.6	1.6	1.5	1.4
Forging & stamping.....	3321		38.9	4.0	4.3	3.0	2.1	-0.3
Forging & stamping.....	33211		38.8	4.0	4.3	3.0	2.1	-0.3
Iron and steel forging.....	332111		16.1	0.3	0.9	1.1	0.2	1.1
Primary products.....		332111-P	17.3	0.4	1.0	1.2	0.3	1.3
Hot impression die impact, press and upset steel forgings.....		332111-1	20.3	0.5	1.0	1.1	0.3	1.6
Hot impression die impact, press and upset carbon steel forgings.....		332111-11	23.6	0.0	0.4	1.1	0.0	2.1
Hot impression die impact, press and upset alloy steel forgings.....		332111-12	21.4	1.1	1.9	1.3	0.6	1.3
Secondary products and miscellaneous receipts.....		332111-SM						
Nonferrous forging.....	332112		5.7	1.0	0.5	0.0	-0.2	0.5
Primary products.....		332112-P	6.6	1.2	0.6	0.0	-0.3	0.3
Hot impression die impact, press and upset nonferrous forgings.....		332112-4	7.2	1.3	0.6	0.0	-0.3	0.4
Hot impression die impact, press, and upset aluminum and aluminum alloy forgings.....		332112-41	12.2	2.7	1.3	0.0	-0.6	0.6
Hot impression die impact, press, and upset titanium and titanium alloy forgings.....		332112-42	2.6	0.0	0.0	0.0	0.0	-0.6
Other nonferrous hot impression die impact, press, and upset forgings.....		332112-43	2.0	0.0	0.0	0.0	0.0	1.9

See footnotes at end of table.

Table 12. Producer price index percentage changes for the net output of selected industries and their products, not seasonally adjusted — Continued
 [January 2022]

Title ¹	Industry code	Product code	Unadjusted 12-month percent change ²	Unadjusted 1-month percent change ²				
			Jan. 2021 to Jan. 2022 ^P	Aug. to Sept.	Sept. to Oct. ^P	Oct. to Nov. ^P	Nov. to Dec. ^P	Dec. to Jan. ^P
Nonferrous forging - Continued								
Secondary products and miscellaneous receipts.....		332112-SM						
Custom roll forming.....	332114		105.5	11.6	8.3	9.0	3.7	-3.2
Primary products.....		332114-P	106.4	12.4	8.8	4.7	4.0	-3.9
Custom roll formed products (steel, aluminum and other metal).....		332114-0	106.3	12.4	8.8	4.7	4.0	-3.9
Secondary products and miscellaneous receipts.....		332114-SM						
Powder metallurgy part mfg.....	332117		2.0	-0.2	0.5	0.1	0.0	0.9
Primary products.....		332117-P	2.0	-0.2	0.5	0.1	0.0	0.9
Powder metallurgy parts.....		332117-0	2.0	-0.2	0.5	0.1	0.0	0.9
Other metal stamping, except automotive.....	332119		28.7	1.8	4.2	0.0	2.3	1.2
Primary products.....		332119-P	25.7	2.1	4.1	0.0	2.6	0.4
Metal job stampings, except automotive.....		332119-3	31.2	2.7	5.0	0.0	3.4	0.4
Recreational vehicle metal job stamping.....		332119-31	-	17.6	0.0	0.0	13.1	-
Motor and generator metal job stamping.....		332119-32	17.5	0.0	5.0	0.0	0.0	1.2
Other metal job stampings.....		332119-33	18.9	-1.4	7.7	0.0	0.7	0.0
Secondary products and miscellaneous receipts.....		332119-SM						
Miscellaneous receipts.....		332119-M	50.0	-1.2	2.0	0.0	0.0	1.8
Cutlery & handtool mfg.....	3322		6.8	0.3	0.2	0.3	1.5	1.9
Cutlery & handtool mfg.....	33221		6.8	0.3	0.2	0.3	1.5	1.9
Metal cookware, cutlery, and flatware mfg.....	332215		9.4	0.8	0.0	0.0	2.5	3.9
Primary products.....		332215-P	8.9	0.9	0.0	0.0	1.6	4.0
Cutlery, scissors, shears, trimmers, and snips.....		332215-2	20.0	0.0	0.0	0.0	11.8	2.5
Stamped and spun utensils, cooking and kitchen, except aluminum.....		332215-7	-	0.0	0.0	-	-	-
Secondary products and miscellaneous receipts.....		332215-SM						
Miscellaneous receipts.....		332215-M	14.7	0.0	0.0	0.0	11.2	3.0
Secondary products.....		332215-S	3.6	0.0	0.0	0.0	0.0	1.8
Saw blade, handsaw, and hand and edge tool mfg.....	332216		5.2	0.0	0.3	0.5	0.9	0.6
Primary products.....		332216-P	4.4	0.0	0.3	0.6	0.4	0.4
Saw blades and handsaws.....		332216-C	3.9	0.0	0.0	2.1	0.0	0.4
Edge tools, hand-operated.....		332216-4	11.3	0.0	0.0	1.6	0.2	0.1
All other miscellaneous hand tools, except handsaws.....		332216-7	5.1	0.0	0.4	0.5	1.1	0.7
Precision measuring tools (inspection, quality control, etc.).....		332216-9	-	0.0	0.0	-	-	-
Secondary products and miscellaneous receipts.....		332216-SM						
Miscellaneous receipts.....		332216-M	10.3	0.0	0.0	0.3	6.0	2.0
Secondary products.....		332216-S	9.6	-0.2	2.0	0.6	0.1	2.6
Architectural & structural metals mfg.....	3323		40.1	1.6	1.3	3.4	2.3	1.5
Plate work & fabricated structural prod mfg.....	33231		45.1	1.8	0.2	2.3	2.7	1.5
Prefabricated metal buildings and components mfg.....	332311		36.9	1.0	0.9	0.3	0.9	-0.2
Primary products.....		332311-P	38.5	1.1	0.9	0.1	0.8	-0.1
Prefabricated metal bldg & component systems (excl. farm service bldgs, resid. bldgs, & parts).....		332311-1	42.4	1.3	1.6	0.0	0.1	0.0
Prefabricated metal building systems (excl. farm service bldgs, resid. bldgs, and parts).....		332311-11	-	5.2	-0.4	-	-	-
Industrial & commercial prefab metal building systems (excl farm svc bldgs, residential, parts).....		332311-12	-	0.4	2.1	-	-	-
Other prefabricated and portable metal buildings and parts.....		332311-3	30.3	0.9	-0.7	0.4	2.2	-0.2
Panels, parts, and sections for prefabricated buildings, steel and aluminum.....		332311-34	40.4	1.1	-0.9	0.5	2.7	-0.3
Secondary products and miscellaneous receipts.....		332311-SM						
Secondary products.....		332311-S	-	-	-	-	-	-
Fabricated structural metal mfg.....	332312		49.3	1.9	0.1	3.2	3.2	2.1
Primary products.....		332312-P	48.8	1.9	-0.1	2.6	2.5	1.7
Fabricated structural metal bar joists and concrete reinforcing bars.....		332312-1	54.8	3.0	0.0	0.7	2.0	-1.3
Fabricated structural iron and steel for industrial buildings metal bar joists, short span.....		332312-11	32.6	2.0	0.5	1.3	1.4	0.0
Fabricated structural iron & steel for commercial, residential, institutional, & public bldgs.....		332312-12	59.8	3.2	-0.1	0.5	2.1	-1.6
Other fabricated structural metal.....		332312-5	-	-0.4	0.2	6.6	3.8	6.1
Fabricated structural metal for bridges.....		332312-6	41.2	1.9	-1.7	3.4	1.6	10.4
Secondary products and miscellaneous receipts.....		332312-SM						
Miscellaneous receipts.....		332312-M1	57.0	-	-	-	-	7.6
Plate work mfg.....	332313		43.4	2.1	0.0	1.2	3.4	1.0
Primary products.....		332313-P	43.4	2.1	0.0	1.2	3.4	1.0

See footnotes at end of table.

Table 12. Producer price index percentage changes for the net output of selected industries and their products, not seasonally adjusted — Continued
[January 2022]

Title ¹	Industry code	Product code	Unadjusted 12-month percent change ²	Unadjusted 1-month percent change ²				
			Jan. 2021 to Jan. 2022 ^P	Aug. to Sept.	Sept. to Oct. ^P	Oct. to Nov. ^P	Nov. to Dec. ^P	Dec. to Jan. ^P
Plate work mfg - Continued								
Fabricated plate work (stacks and weldments).....		332313-0	43.5	2.1	0.0	1.2	3.4	1.0
Ornamental & architectural metal prod mfg.....	33232		34.7	1.3	2.5	4.7	1.9	1.5
Metal window and door mfg.....	332321		40.7	2.4	0.9	12.4	0.9	2.1
Primary products.....		332321-P	41.3	2.3	0.9	12.6	0.9	2.1
Metal molding and trim and store fronts.....		332321-B	105.5	7.2	0.3	46.0	0.4	0.3
Metal windows (except storm sash).....		332321-D	28.6	1.9	0.9	9.3	1.7	2.0
Metal doors (except storm doors).....		332321-1	40.9	1.2	1.2	10.0	0.8	1.3
Metal window and door screens (except combination screens) and metal weather strip.....		332321-9	20.9	6.4	0.1	0.7	0.1	12.1
Secondary products and miscellaneous receipts.....		332321-SM						
Secondary products.....		332321-S	36.9	3.3	0.9	11.1	0.9	2.0
Sheet metal work mfg.....	332322		28.2	0.4	1.8	2.2	2.8	1.7
Primary products.....		332322-P	27.0	0.5	1.3	2.3	2.2	1.8
Sheet metal electronic enclosures.....		332322-C	14.8	0.0	0.2	0.8	1.4	0.1
Steel sheet metal computer & peripheral equipment enclosures.....		332322-C1	18.2	-	-	0.4	-0.3	0.0
Aluminum sheet metal computer & peripheral equipment enclosures.....		332322-C2	22.9	-	-	0.7	2.2	0.0
Other sheet metal electronic enclosures (excluding computers).....		332322-C3	9.5	0.0	0.2	1.1	2.1	0.2
Other sheet metal work.....		332322-G	15.6	1.0	2.1	3.7	0.2	2.3
Aluminum and other sheet metal work.....		332322-G3	-	-	-	5.2	0.3	0.0
Sheet metal air-conditioning ducts and stove pipe.....		332322-1	-	-	-	0.7	16.1	1.7
Sheet metal roofing and roof drainage equipment.....		332322-7	-	-	-	0.9	1.4	5.6
Secondary products and miscellaneous receipts.....		332322-SM						
Secondary products.....		332322-S	-	-	-	0.5	3.2	0.1
Ornamental and architectural metal work mfg.....	332323		44.3	2.1	6.8	0.5	0.9	0.1
Primary products.....		332323-P	47.3	2.2	7.3	0.5	1.0	0.1
Ornamental and architectural metal work.....		332323-8	82.3	3.3	16.3	0.5	0.3	-0.2
Iron, steel, and aluminum stairs, staircases, and fire escapes.....		332323-81	113.6	4.5	22.0	0.4	0.2	-2.1
Steel and aluminum fences, gates (not wire), and railings and window guards.....		332323-82	38.5	1.1	5.0	0.9	0.6	4.2
Other architectural and ornamental work.....		332323-9	23.1	0.6	1.6	0.7	1.7	0.5
Other aluminum and metal architectural and ornamental work.....		332323-91	26.2	1.9	4.2	2.2	5.4	1.7
Other iron and steel architectural and ornamental work.....		332323-92	21.2	0.0	0.6	0.0	0.0	0.0
Metal stalls and corrals.....		332323-94	41.4	0.5	-1.6	0.4	0.0	0.0
Secondary products and miscellaneous receipts.....		332323-SM						
Secondary products.....		332323-S	16.3	1.9	0.4	1.0	-1.0	1.0
Boiler, tank & shipping container mfg.....	3324		29.2	0.7	1.7	1.0	1.4	6.6
Power boiler & heat exchanger mfg.....	33241		14.0	0.4	0.5	1.6	0.0	0.3
Power boiler and heat exchanger mfg.....	332410		14.1	0.4	0.5	1.6	0.0	0.3
Primary products.....		332410-P	16.4	0.4	0.5	1.9	0.0	0.2
Fabricated heat exchangers and steam condensers (excluding nuclear applications).....		332410-1	16.1	0.6	0.5	2.6	0.0	0.3
Steel power boilers (stationary and marine), parts and attachments (excl. nuclear applications).....		332410-6	-	-	-	-	0.0	-
Secondary products and miscellaneous receipts.....		332410-SM						
Secondary products.....		332410-S	-	0.0	0.0	1.0	1.4	3.2
Metal tank (heavy gauge) mfg.....	33242		29.7	1.8	1.5	0.3	0.6	2.0
Metal tanks, heavy gauge, mfg.....	332420		29.7	1.8	1.5	0.3	0.6	2.0
Primary products.....		332420-P	30.6	1.6	1.7	0.2	0.2	2.2
Metal tanks, heavy gauge.....		332420-0	30.6	1.6	1.7	0.2	0.2	2.2
Secondary products and miscellaneous receipts.....		332420-SM						
Secondary products.....		332420-S	-	3.8	-0.2	1.6	3.7	0.1
Light gauge metal container mfg.....	33243		35.6	0.2	2.4	1.1	2.6	12.0
Metal can mfg.....	332431		31.7	-0.1	2.2	0.0	3.6	16.1
Primary products.....		332431-P	32.4	0.0	2.3	0.0	3.8	16.6
Steel cans and tinware products.....		332431-1	37.9	0.0	2.1	0.0	0.0	22.2
Aluminum cans (including lids, ends, and parts shipped separately).....		332431-3	29.5	-0.1	2.4	0.0	5.8	13.8
Secondary products and miscellaneous receipts.....		332431-SM						
Secondary products.....		332431-S	-	0.2	2.1	0.3	-	-
Other metal container mfg.....	332439		48.8	1.0	2.7	3.9	0.0	1.5
Steel shipping barrels & drums, exc. beer barrels (more than 12-gallon capacity).....		332439-3	52.6	1.6	5.6	8.8	0.0	-0.7
All other metal containers.....		332439-6	41.9	1.7	4.1	5.0	0.0	5.1
Secondary products and miscellaneous receipts.....		332439-SM						

See footnotes at end of table.

Table 12. Producer price index percentage changes for the net output of selected industries and their products, not seasonally adjusted — Continued
 [January 2022]

Title ¹	Industry code	Product code	Unadjusted 12-month percent change ²	Unadjusted 1-month percent change ²					
				Jan. 2021 to Jan. 2022 ^P	Aug. to Sept.	Sept. to Oct. ^P	Oct. to Nov. ^P	Nov. to Dec. ^P	Dec. to Jan. ^P
Other metal container mfg - Continued									
Secondary products.....		332439-S	38.2	0.4	0.0	0.0	0.0	0.0	0.9
Hardware mfg.....	3325		23.5	2.2	7.1	1.3	0.4	0.2	
Hardware mfg.....	33251		23.5	2.2	7.1	1.3	0.4	0.2	
Hardware mfg.....	332510		23.5	2.2	7.1	1.3	0.4	0.2	
Primary products.....		332510-P	25.3	1.8	8.2	1.5	0.3	0.5	
All other miscellaneous hardware.....		332510-A	41.6	1.5	0.6	2.2	0.3	0.3	
Furniture hardware (excluding cabinet hardware).....		332510-2	31.1	1.8	3.8	4.3	0.9	0.0	
Builders' hardware, including fabricated metal safe and vault locks, & cabinet hardware.....		332510-4	18.1	0.0	4.3	1.9	0.1	0.4	
Motor vehicle hardware (lock units, door & window handles, window regulators, hinges, etc.).....		332510-6	38.5	5.1	26.6	0.0	0.2	0.0	
Other transportation equipment hardware, incl. marine & aircraft (excl. motor vehicle hardware).....		332510-7	11.7	4.4	-0.9	0.0	0.8	3.1	
Secondary products and miscellaneous receipts.....		332510-SM							
Miscellaneous receipts.....		332510-M	14.9	7.8	0.0	1.4	1.3	-3.1	
Secondary products.....		332510-S	11.1	1.0	1.7	-0.8	1.2	0.0	
Spring & wire product mfg.....	3326		20.4	1.7	0.9	0.9	3.5	0.6	
Spring & wire product mfg.....	33261		20.4	1.7	0.9	0.9	3.5	0.6	
Spring mfg.....	332613		21.7	1.0	2.0	0.8	7.8	0.1	
Primary products.....		332613-P	23.9	1.0	2.2	0.9	8.6	0.1	
Cold formed steel springs, except wire.....		332613-3	32.8	1.3	5.0	1.5	6.4	0.3	
Hot formed steel springs, except wire.....		332613-4	21.4	0.0	15.6	0.0	3.5	-1.0	
Precision mechanical wire springs.....		332613-5	9.3	0.4	1.1	0.3	1.8	0.3	
Precision mechanical extension- and torsion-type wire springs.....		332613-51	12.9	0.9	0.3	0.5	2.7	1.0	
Precision mechanical compression-type wire springs.....		332613-52	7.7	0.2	1.4	0.2	1.4	0.0	
Secondary products and miscellaneous receipts.....		332613-SM							
Secondary products.....		332613-S	5.6	0.8	-0.2	0.2	-0.1	0.2	
Other fabricated wire product mfg.....	332618		19.5	2.1	0.2	1.0	0.7	0.9	
Primary products.....		332618-P	18.7	2.0	0.2	1.1	0.7	0.9	
Other ferrous wire products, excluding springs, made from purchased wire.....		332618-B	18.3	1.6	0.5	1.3	2.8	2.0	
Noninsulated ferrous wire rope, cable, forms and strand, made from purchased wire.....		332618-1	10.0	2.4	0.0	0.0	0.0	0.0	
Other fabricated wire products, made from purchased wire.....		332618-2	23.9	3.3	0.0	0.3	-0.6	0.0	
Ferrous wire cloth and other ferrous woven wire products, made from purchased wire.....		332618-3	9.7	0.0	0.0	4.1	0.0	0.6	
Steel fencing and fence gates, made from purchased wire.....		332618-7	39.4	1.6	1.1	0.0	0.0	-1.5	
Steel nails, staples, tacks, spikes, and brads, made from purchased wire.....		332618-9	-	1.8	-0.1	4.0	0.8	-	
Secondary products and miscellaneous receipts.....		332618-SM							
Secondary products.....		332618-S	14.7	2.5	1.5	0.8	-0.2	1.2	
Mach shops, turn prod, screw, nut, bolt mfg.....	3327		7.2	0.7	0.9	0.3	0.7	0.3	
Machine shops.....	33271		3.7	0.3	0.4	0.0	0.6	0.0	
Machine shops.....	332710		3.7	0.3	0.4	0.0	0.6	0.0	
Primary products.....		332710-P	4.0	0.4	0.4	0.0	0.6	0.0	
Machine shop job work and job order repairs.....		332710-0	4.0	0.4	0.4	0.0	0.6	0.0	
Secondary products and miscellaneous receipts.....		332710-SM							
Turned product & screw, nut & bolt mfg.....	33272		11.8	1.1	1.5	0.8	0.9	0.8	
Precision turned product mfg.....	332721		8.8	1.4	1.0	1.2	0.7	0.8	
Primary products.....		332721-P	8.8	1.0	1.1	1.3	0.8	0.9	
Precision turned products, automotive.....		332721-1	4.1	0.1	0.0	2.3	0.0	0.1	
Precision turned products, except automotive.....		332721-3	10.2	1.3	1.4	1.0	1.0	1.2	
Secondary products and miscellaneous receipts.....		332721-SM							
Bolt, nut, screw, rivet, and washer mfg.....	332722		16.6	0.5	2.3	0.1	1.2	0.6	
Primary products.....		332722-P	16.6	0.6	1.6	0.1	1.0	0.7	
Nonthreaded metal fasteners (except aircraft types).....		332722-B	24.9	4.8	5.2	-0.6	3.9	0.6	
Aircraft fasteners, except plastics (including aerospace).....		332722-1	31.9	0.0	0.0	0.0	0.0	1.2	
Externally threaded metal fasteners (except aircraft types).....		332722-3	14.7	1.0	2.4	0.7	1.6	0.5	
Hex bolts, including heavy, tap-and-joint (excluding high-strength structural & aircraft types).....		332722-3122	18.9	-1.2	2.1	3.2	0.6	0.6	
Other metal bolts, including square, round, plow, high-strength structural, & bent bolts.....		332722-3133	20.4	1.5	4.0	0.0	4.0	0.0	
Cap, set, machine, lag, flange, and self-locking screws (except aircraft types).....		332722-3144	18.8	1.0	1.4	-0.1	1.7	0.6	

See footnotes at end of table.

Table 12. Producer price index percentage changes for the net output of selected industries and their products, not seasonally adjusted — Continued
 [January 2022]

Title ¹	Industry code	Product code	Unadjusted 12-month percent change ²	Unadjusted 1-month percent change ²					
			Jan. 2021 to Jan. 2022 ^P	Aug. to Sept.	Sept. to Oct. ^P	Oct. to Nov. ^P	Nov. to Dec. ^P	Dec. to Jan. ^P	
Bolt, nut, screw, rivet, and washer mfg - Continued									
Other externally threaded metal fasteners, including studs (except aircraft types).....		332722-3199	6.8	1.5	1.3	0.5	-0.6	1.0	
Internally threaded fasteners (except aircraft types).....		332722-5	1.0	-0.2	0.6	0.0	0.9	0.7	
Secondary products and miscellaneous receipts.....		332722-SM							
Miscellaneous receipts.....		332722-M	6.3	-0.1	2.7	0.0	0.4	0.9	
Coating/engrave/heat treating & other activity.....	3328		8.3	0.4	2.7	0.8	1.1	-1.2	
Coating/engrave/heat treating & other activity.....	33281		8.3	0.4	2.7	0.8	1.1	-1.2	
Metal heat treating.....	332811		7.6	1.9	0.9	0.0	0.5	0.0	
Primary products.....		332811-P	6.3	1.9	0.6	0.0	0.6	0.0	
Heat treating of metal for the trade (pickling, annealing, etc.).....		332811-0	6.3	1.9	0.6	0.0	0.6	0.0	
Secondary products and miscellaneous receipts.....		332811-SM							
Metal coating and nonprecious engraving.....	332812		11.2	-0.1	5.2	1.5	0.6	-2.5	
Primary products.....		332812-P	11.7	-0.1	5.5	1.5	0.6	-2.6	
Metal coating, engraving, and allied services.....		332812-0	11.7	-0.1	5.5	1.5	0.6	-2.6	
Secondary products and miscellaneous receipts.....		332812-SM							
Electroplating, anodizing and coloring metal.....	332813		4.0	0.0	-0.2	0.1	2.5	0.0	
Primary products.....		332813-P	4.0	0.1	-0.3	0.1	2.6	0.0	
Electroplating, plating, polishing, anodizing and coloring metal.....		332813-0	4.0	0.1	-0.3	0.1	2.6	0.0	
Secondary products and miscellaneous receipts.....		332813-SM							
Other fabricated metal product mfg.....	3329		11.6	0.9	0.5	0.6	0.6	1.2	
Metal valve mfg.....	33291		8.9	0.3	0.9	0.2	0.6	2.2	
Industrial valve mfg.....	332911		6.3	0.5	1.1	0.4	0.1	1.2	
Primary products.....		332911-P	6.2	0.5	1.1	0.4	0.1	1.3	
Automatic regulating and control valves and parts (except nuclear), power operated.....		332911-F	6.5	0.0	4.0	0.0	0.8	0.0	
Industrial valves for water works and municipal equipment (IBBM, AWWA, and UL).....		332911-N	5.0	0.5	0.3	0.6	0.0	2.6	
Industrial ball valves (all metals, pressures, and types), incl. manual & power operated.....		332911-Q	4.8	0.1	0.0	0.0	0.0	2.3	
Industrial butterfly valves (all metals, pressures, and types), incl. manual & power operated.....		332911-R	4.6	0.0	0.0	0.0	0.0	1.5	
All other miscellaneous industrial valves.....		332911-X	6.3	0.2	3.2	0.0	0.0	0.7	
Gates, globes, angles and other industrial valves.....		332911-1	7.8	0.9	0.7	0.9	0.0	1.2	
Secondary products and miscellaneous receipts.....		332911-SM							
Miscellaneous receipts.....		332911-M	6.7	0.0	2.1	2.0	0.0	0.1	
Secondary products.....		332911-S	7.7	-0.1	0.9	0.3	0.2	1.0	
Fluid power valve and hose fitting mfg.....	332912		9.1	0.0	1.0	-0.2	0.7	3.3	
Primary products.....		332912-P	9.4	0.0	0.9	0.1	0.9	3.4	
Nonaerospace type hydraulic and pneumatic assemblies of hose.....		332912-N	-	-	-	0.0	0.0	5.8	
Nonaerospace type flared (metal) fittings, couplings and assemblies.....		332912-T	14.6	0.0	0.0	0.0	8.5	3.0	
Nonaerospace type flareless fittings and couplings (incl. nonmetal fittings).....		332912-U	10.8	0.0	0.1	0.0	0.0	6.2	
Parts for fluid power valves.....		332912-X	9.0	0.0	0.0	0.0	0.1	3.8	
Aerospace type hydraulic fluid power valves.....		332912-1	2.1	0.1	0.5	0.0	0.0	-0.6	
Nonaerospace type hydraulic directional control valves.....		332912-5	6.2	0.0	-0.4	0.8	0.2	0.0	
Nonaerospace type hydraulic valves, except directional control.....		332912-7	4.0	0.0	-0.6	0.0	2.0	0.4	
Nonaerospace type pneumatic directional control valves.....		332912-9	9.6	0.0	1.7	0.0	0.0	4.2	
Secondary products and miscellaneous receipts.....		332912-SM							
Miscellaneous receipts.....		332912-M	7.7	0.1	0.7	0.0	0.0	1.6	
Secondary products.....		332912-S1	7.8	-0.1	2.7	-2.8	0.0	4.3	
Plumbing fixture fitting and trim mfg.....	332913		7.4	0.0	0.1	0.2	0.8	2.6	
Primary products.....		332913-P	7.0	0.0	0.0	0.3	0.4	2.6	
Miscellaneous metal and nonmetal plumbing fixtures, fittings, and trim.....		332913-6	13.9	0.0	0.0	0.9	0.0	6.5	
Metal and nonmetal lavatory and sink fittings, excluding single control.....		332913-7	5.1	0.0	0.0	0.0	0.7	1.3	
Secondary products and miscellaneous receipts.....		332913-SM							
Other metal valve and pipe fitting mfg.....	332919		17.1	0.5	0.4	0.2	1.3	2.2	
Primary products.....		332919-P	17.5	0.6	0.4	0.1	1.5	2.0	
Plumbing and heating valves and specialties, except plumbers' brass goods.....		332919-1	-	0.0	0.0	0.0	1.1	5.1	
Metal fittings, flanges, and unions for pipe fittings.....		332919-4	18.5	0.7	0.5	0.2	1.5	1.4	
Secondary products and miscellaneous receipts.....		332919-SM							
Secondary products.....		332919-S	-	0.3	0.4	1.1	0.0	2.4	
All other fabricated metal product mfg.....	33299		13.9	1.3	0.3	0.9	0.5	0.4	

See footnotes at end of table.

Table 12. Producer price index percentage changes for the net output of selected industries and their products, not seasonally adjusted — Continued
 [January 2022]

Title ¹	Industry code	Product code	Unadjusted 12-month percent change ²	Unadjusted 1-month percent change ²				
			Jan. 2021 to Jan. 2022 ^P	Aug. to Sept.	Sept. to Oct. ^P	Oct. to Nov. ^P	Nov. to Dec. ^P	Dec. to Jan. ^P
Ball and roller bearing mfg.	332991		6.8	0.5	0.0	0.7	-0.6	0.5
Primary products.		332991-P	7.2	0.7	0.0	0.7	-0.5	0.6
Ball bearings, complete, unmounted.		332991-1	4.8	1.5	0.0	0.0	0.0	0.1
Tapered roller bearings (including cups & cones), unmounted.		332991-3	7.8	-0.3	0.0	1.2	-1.2	0.0
Other roller bearings, unmounted.		332991-5	2.3	-0.6	0.0	0.0	0.0	0.0
Mounted bearings (excluding plain).		332991-7	15.8	1.1	0.0	3.2	-2.0	3.5
Parts and components for ball and roller bearings (including balls and rollers) sold separately.		332991-9	13.4	2.6	0.1	0.0	0.0	1.7
Secondary products and miscellaneous receipts.		332991-SM						
Small arms ammunition mfg.	332992		9.0	0.0	0.0	0.0	0.0	3.4
Primary products.		332992-P	4.9	0.0	0.0	0.0	0.0	2.9
Small arms ammunition.		332992-0	4.9	0.0	0.0	0.0	0.0	2.9
All other ammo products, incl. industrial shells & cartridges, air gun ammo, percussion caps.		332992-07	-	0.0	0.0	0.0	0.0	-
Secondary products and miscellaneous receipts.		332992-SM						
Secondary products.		332992-S	12.6	0.0	0.0	0.0	0.0	0.0
Fabricated pipe and pipe fitting mfg.	332996		23.4	2.3	1.0	2.5	0.1	-0.6
Primary products.		332996-P	22.0	2.5	0.6	1.3	0.1	-0.8
Fabricated pipe and pipe fittings made from purchased pipe.		332996-0	22.0	2.5	0.6	1.3	0.1	-0.8
Secondary products and miscellaneous receipts.		332996-SM						
Miscellaneous fabricated metal product mfg.	332999		17.8	1.6	0.2	0.7	1.2	0.4
Primary products.		332999-P	18.5	1.8	0.1	0.7	1.3	0.4
All other miscellaneous fabricated metal products.		332999-N	21.0	2.1	0.1	0.8	1.3	0.5
Secondary products and miscellaneous receipts.		332999-SM						
Secondary products.		332999-S	16.8	0.5	1.1	1.8	0.1	0.1
Small arms, ordnance, and ordnance accessories mfg.	33299T		2.4	0.0	0.2	0.0	1.7	0.0
Primary products.		33299T-P	2.6	0.0	0.2	0.0	1.9	0.0
Single barrel shotguns, other small firearms n.e.c., and parts & attachments for small arms.		33299T-45	2.8	0.0	0.7	0.0	0.8	0.0
Secondary products and miscellaneous receipts.		33299T-SM						
Machinery manufacturing.	333		10.2	0.9	1.2	0.8	1.0	1.5
Agricultural, construction, and mining machinery mfg.	3331		9.0	0.6	1.9	1.0	1.1	0.8
Agricultural implement manufacturing.	33311		10.7	1.0	1.4	1.4	1.9	0.4
Farm machinery and equipment mfg.	333111		11.7	1.2	1.6	1.5	2.2	0.3
Primary products.		333111-P	11.4	1.1	1.4	1.6	2.2	0.3
Haying machinery and attachments.		333111-A	17.2	0.7	4.5	0.0	7.2	-1.1
Parts for farm machinery, for sale separately.		333111-C	26.0	1.1	1.0	6.7	0.4	1.9
Farm plows, harrows, rollers, pulverizers, etc., and attachments.		333111-E	14.5	0.7	0.9	0.0	1.7	0.0
All other farm machinery and equipment, excluding parts, including attachments.		333111-G	29.3	4.0	2.8	2.7	2.1	0.2
Commercial turf and grounds care equipment, including parts and attachments.		333111-J	6.2	0.5	2.2	-0.8	0.2	-0.9
Farm dairy equipment, sprayers and dusters, farm blowers, and attachments.		333111-4	8.7	0.0	0.2	0.0	5.3	0.0
Planting, seeding, and fertilizing machinery and attachments.		333111-7	11.8	0.0	0.0	0.0	4.4	1.5
Harvesting machinery (except hay and straw) and attachments.		333111-9	9.1	2.4	2.8	1.2	0.8	0.0
Secondary products and miscellaneous receipts.		333111-SM						
Miscellaneous receipts.		333111-M	17.5	2.7	1.7	0.3	1.2	1.7
Secondary products.		333111-S	19.9	2.5	7.6	0.5	3.6	-0.2
Lawn and garden equipment mfg.	333112		5.8	0.2	0.5	1.0	0.0	1.0
Primary products.		333112-P	5.2	0.3	0.3	1.0	0.0	0.8
Consumer nonriding lawn, garden, and snow equipment.		333112-1	1.6	0.0	0.0	0.0	0.0	0.4
Consumer riding lawn, garden, and snow equipment.		333112-3	6.6	0.4	0.6	2.6	0.0	0.0
Parts and attachments for consumer lawn, garden, and snow equipment.		333112-7	13.1	0.6	0.8	1.1	0.1	3.1
Secondary products and miscellaneous receipts.		333112-SM						
Secondary products.		333112-S	10.6	0.1	3.0	0.5	0.0	4.0
Construction machinery manufacturing.	33312		8.4	0.5	3.4	0.4	1.1	0.2
Construction machinery mfg.	333120		8.3	0.5	3.4	0.4	1.1	0.2
Primary products.		333120-P	7.9	0.4	3.3	0.4	1.1	0.2
Power cranes, loaders, dozers, tractors, off-highway trucks, mixers, pavers, backhoes, etc.		333120-1	8.0	0.5	3.3	0.3	1.1	0.1
Power cranes, draglines, & shovels (excavators) (incl. surface mining equip.) (excluding parts).		333120-11	7.1	0.0	3.9	0.1	0.0	0.1
Mixers, pavers, and related equipment (excluding parts).		333120-12	13.2	0.0	4.7	0.7	0.0	0.7
Off-highway trucks, haulers, truck-type tractor chassis, trailers, etc. (excluding parts).		333120-13	3.6	0.0	0.9	-0.1	0.0	0.1

See footnotes at end of table.

Table 12. Producer price index percentage changes for the net output of selected industries and their products, not seasonally adjusted — Continued
 [January 2022]

Title ¹	Industry code	Product code	Unadjusted 12-month percent change ²	Unadjusted 1-month percent change ²				
			Jan. 2021 to Jan. 2022 ^P	Aug. to Sept.	Sept. to Oct. ^P	Oct. to Nov. ^P	Nov. to Dec. ^P	Dec. to Jan. ^P
Construction machinery mfg - Continued								
Tractor shovel loaders (skid steer, wheel, crawler, and integral design backhoes).....		333120-14	6.6	0.0	3.6	0.5	0.2	0.0
Construction wheel and crawler tractors, dozers, self-propelled log skidders, etc.....		333120-15	10.5	1.8	2.2	0.2	3.8	0.0
Graders, rollers & compactors, rough-terrain forklifts, scrapers, trenchers, etc. (excl. parts).....		333120-16	7.3	0.0	4.3	0.5	0.0	0.0
Construction machinery for mounting (excluding parts, winches, snow clearing attachments).....		333120-17	9.1	0.0	4.2	0.1	1.2	0.0
Parts for construction machinery and equipment, sold separately.....		333120-9	11.4	0.4	1.8	2.6	1.3	1.0
Parts for cranes, draglines, and shovels (including surface mining equipment) (sold separately).....		333120-91	8.1	0.0	0.3	3.1	0.0	2.0
Parts for off-highway wheel tractors and shovel loaders (sold separately).....		333120-92	8.9	0.1	0.5	6.1	0.3	0.0
Parts for other construction machinery (sold separately).....		333120-93	14.0	0.8	3.0	1.2	2.4	0.9
Secondary products and miscellaneous receipts.....		333120-SM						
Miscellaneous receipts.....		333120-M	12.4	1.2	4.5	0.7	0.7	0.0
Secondary products.....		333120-S	—	0.3	0.3	0.4	—	—
Mining and oil and gas field machinery mfg.....	33313		7.8	0.2	0.5	1.1	0.0	2.3
Mining machinery and equipment mfg.....	333131		13.2	1.0	0.3	3.3	0.0	0.3
Primary products.....		333131-P	11.9	0.3	0.2	3.6	0.0	0.2
Mining machinery and equipment (except parts sold separately).....		333131-2	12.6	0.3	0.2	4.7	0.0	0.2
Underground mining machinery (except parts sold separately).....		333131-21	8.2	0.3	0.0	0.1	0.0	0.0
Mineral processing & beneficiation machinery (except parts sold separately).....		333131-23	28.5	0.0	2.0	22.5	0.0	0.0
Crushing, pulverizing & screening machinery (except parts sold separately).....		333131-25	27.3	0.0	0.0	22.4	0.0	0.0
Drills and other mining machinery (except parts sold separately).....		333131-27	15.7	0.6	1.2	2.5	0.0	2.2
Parts and attachments for mining machinery and equipment (sold separately).....		333131-9	10.0	0.2	0.2	0.6	0.1	0.3
Secondary products and miscellaneous receipts.....		333131-SM						
Miscellaneous receipts.....		333131-M	31.7	10.1	2.1	0.0	0.0	0.7
Oil and gas field machinery and equipment mfg.....	333132		6.1	0.0	0.6	0.4	0.0	3.0
Primary products.....		333132-P	6.2	0.0	0.6	0.4	0.0	3.0
Oil and gas field production machinery and equipment (except pumps).....		333132-A	12.5	0.0	0.9	1.3	0.0	7.6
Oil and gas field production machinery and equipment (except pumps and parts sold separately).....		333132-A1	13.4	0.0	0.6	1.2	0.0	8.6
Parts and attachments for oil and gas field production machinery and equipment (except pumps).....		333132-A2	8.1	0.0	2.7	1.8	0.0	2.5
Rotary oil and gas field drilling machinery and equipment.....		333132-1	3.5	0.0	0.6	0.1	0.0	0.6
Other oil and gas field drilling machinery and equipment.....		333132-8	6.6	0.0	0.0	0.0	0.0	5.0
Secondary products and miscellaneous receipts.....		333132-SM						
Industrial machinery manufacturing.....	3332		13.4	2.4	0.2	0.5	0.3	1.2
Other industrial machinery manufacturing.....	33324		13.4	2.4	0.2	0.5	0.3	1.2
Food product machinery mfg.....	333241		7.2	1.1	0.9	1.5	0.7	1.2
Primary products.....		333241-P	7.9	1.2	1.0	1.7	0.9	1.2
Dairy and milk products plant machinery and equipment.....		333241-1	11.7	1.5	2.9	4.6	0.4	0.0
Commercial food products machinery (except packaging and cooking equipment).....		333241-3	7.6	0.2	1.0	1.2	1.6	1.4
Industrial food products machinery for processing foods, beverages, & animal & fowl feed.....		333241-5	6.4	2.1	0.0	0.6	0.3	1.6
Other industrial food and feed machinery.....		333241-51	5.1	2.7	0.0	0.6	0.5	0.4
Machinery for sorting, grading, and cleaning fruits, vegetables, eggs, and for processing meat.....		333241-52	8.4	1.8	0.0	0.9	0.0	1.7
Parts and attachments for industrial food and feed products machinery.....		333241-53	6.9	1.0	0.2	0.3	0.0	4.9
Secondary products and miscellaneous receipts.....		333241-SM						
Miscellaneous receipts.....		333241-M	3.8	0.6	0.4	1.0	0.0	0.8
Secondary products.....		333241-S	3.4	0.5	0.3	0.2	0.0	1.5
Semiconductor machinery mfg.....	333242		-0.9	0.0	0.0	0.0	0.0	0.3
Primary products.....		333242-P	-1.0	0.0	0.0	0.0	0.0	0.3
Semiconductor machinery and parts.....		333242-0	-1.1	0.0	0.0	0.0	0.0	0.3
Secondary products and miscellaneous receipts.....		333242-SM						
Miscellaneous receipts.....		333242-M	1.2	0.0	0.0	0.0	0.0	0.4
Sawmill, woodworking and paper machinery mfg.....	333243		7.0	1.0	0.8	0.6	0.6	0.7
Primary products.....		333243-P	7.2	0.9	0.9	0.6	0.7	0.7
Sawmill and woodworking machinery.....		333243-A	9.5	1.4	0.1	0.3	0.0	1.0
Sawmill and woodworking machinery, excluding parts & attachments.....		333243-A3	10.2	1.7	0.1	0.3	0.0	1.1
Parts, attachments & accessories for sawmill & woodworking machinery.....		333243-A4	6.3	0.0	0.0	0.5	0.3	0.6
Paper industry machinery.....		333243-B	6.5	0.8	1.1	0.7	0.8	0.6

See footnotes at end of table.

Table 12. Producer price index percentage changes for the net output of selected industries and their products, not seasonally adjusted — Continued
 [January 2022]

Title ¹	Industry code	Product code	Unadjusted 12-month percent change ²	Unadjusted 1-month percent change ²				
				Jan. 2021 to Jan. 2022 ^P	Aug. to Sept.	Sept. to Oct. ^P	Oct. to Nov. ^P	Nov. to Dec. ^P
Sawmill, woodworking and paper machinery mfg - Continued								
Paper industry machinery, excluding parts & attachments.....		333243-B1	5.9	0.3	2.1	0.2	0.6	0.3
Parts and attachments for paper industry machinery.....		333243-B2	7.2	1.4	0.0	1.3	1.1	1.0
Secondary and miscellaneous receipts.....		333243-SM						
Printing machinery and equipment mfg.....	333244		6.6	0.0	0.3	0.7	2.5	0.4
Primary products.....		333244-P	7.2	-0.1	0.2	0.9	3.0	0.3
All other miscellaneous printing trades machinery, including parts.....		333244-A	6.2	-0.1	0.3	1.3	2.1	0.3
Other printing machinery and equipment, including pre-press preparation and typesetting.....		333244-A7	4.6	-0.3	-1.0	1.0	2.9	-0.1
Parts, attachments, and accessories for printing trades machinery.....		333244-A8	7.0	0.0	0.8	1.4	1.7	0.4
Secondary products and miscellaneous receipts.....		333244-SM						
Secondary products.....		333244-S	9.2	0.0	3.3	0.0	1.6	2.4
Other industrial machinery mfg.....	333249		28.2	4.8	-0.1	0.4	0.0	1.8
Primary products.....		333249-P	31.7	5.2	-0.1	0.4	0.0	1.9
Plastics-working machinery and equipment and parts, excluding patterns and molds.....		333249-1	-	0.4	0.0	0.5	-0.4	-
Parts for plastics-working machinery.....		333249-14	-3.6	0.0	0.0	0.0	0.0	0.0
Plastics-working machinery and equipment, excluding patterns, molds, and parts sold separately.....		333249-19	1.9	0.5	-0.1	0.6	-0.4	0.7
Textile machinery (except parts, attachments, and accessories).....		333249-5	6.9	0.0	0.0	0.0	0.0	6.6
Parts and attachments for textile machinery.....		333249-7	5.6	0.0	0.0	0.0	0.8	2.6
All other industrial machinery.....		333249-8	43.4	6.7	-0.2	0.4	0.0	2.0
Secondary products and miscellaneous receipts.....		333249-SM						
Miscellaneous receipts.....		333249-M	2.5	0.7	0.1	0.1	0.0	0.2
Commercial and service industry machinery.....	3333		9.1	0.6	0.6	1.2	0.9	1.6
Commercial and service industry machinery.....	33331		9.1	0.6	0.6	1.2	0.9	1.6
Optical instrument and lens mfg.....	333314		5.2	0.0	1.3	0.0	0.3	3.4
Primary products.....		333314-P	5.0	0.0	0.7	0.0	0.3	3.8
All other miscellaneous optical instruments and lenses (including binoculars and astronomical).....		333314-3	1.7	0.0	1.5	0.0	0.7	-0.8
Secondary products and miscellaneous receipts.....		333314-SM						
Photographic and photocopying equipment mfg.....	333316		6.9	4.2	0.0	0.0	0.0	0.0
Primary products.....		333316-P	7.0	4.3	0.0	0.0	0.0	0.0
Motion picture & other photographic equipment, n.e.c.....		333316-4	7.0	4.3	0.0	0.0	0.0	0.0
Secondary products and miscellaneous receipts.....		333316-SM						
Other commercial and service industry machinery mfg.....	333318		10.4	0.4	0.5	1.6	1.1	1.4
Primary products.....		333318-P	10.7	0.3	0.6	1.7	1.1	1.5
Commercial cooking and food warming equipment.....		333318-A	18.2	0.0	0.3	5.8	0.0	1.3
Commercial non electric cooking and food warming equipment, excluding parts and accessories.....		333318-A1	25.2	0.0	0.0	8.3	0.0	1.2
Commercial electric cooking and food warming equipment, excluding parts and accessories.....		333318-A2	10.5	0.0	0.8	3.2	0.0	1.3
Parts and accessories for commercial cooking and food warming equipment.....		333318-A3	5.3	-0.1	0.1	0.0	0.0	1.5
Electronic teaching machines, teaching aids, etc., including kits.....		333318-H	0.0	0.0	0.0	0.0	0.0	0.0
Miscellaneous machinery products.....		333318-J	10.2	1.0	0.1	0.3	1.6	1.5
Other service industry equipment.....		333318-J4	11.1	1.2	0.1	0.4	1.8	1.7
Commercial and industrial floor and carpet cleaning machines, excluding vacuum cleaners.....		333318-J5	4.6	0.0	0.0	0.0	0.0	1.0
Commercial laundry and drycleaning machinery.....		333318-5	10.6	0.0	1.3	1.2	0.0	5.7
Secondary products and miscellaneous receipts.....		333318-SM						
Miscellaneous receipts.....		333318-M	5.8	0.4	0.4	0.5	1.4	1.3
Secondary products.....		333318-S	12.0	1.3	0.8	0.5	0.5	0.0
HVAC and commercial refrigeration equipment.....	3334		17.2	1.5	1.3	1.4	1.7	3.3
HVAC and commercial refrigeration equipment.....	33341		17.2	1.5	1.3	1.4	1.7	3.3
Fan, blower, air purification equipment mfg.....	333413		11.7	1.3	0.2	0.5	0.0	3.1
Primary products.....		333413-P	12.1	1.2	0.2	0.5	0.0	3.2
Air purification equipment.....		333413-1	8.9	1.4	0.2	0.2	-0.2	5.1
Dust collection and other air purification equipment for industrial gas cleaning systems.....		333413-11	5.8	0.0	0.0	0.0	0.0	4.8
Dust collection and other air purification equipment for cleaning incoming air.....		333413-13	12.1	2.8	0.3	0.4	-0.4	5.4
Air filters for air-conditioners and furnaces, etc. of 2400 CFM or less, except parts.....		333413-131	14.9	3.4	0.4	0.4	-0.8	8.0
Other dust collection and air purification equipment, except parts.....		333413-132	5.8	2.7	0.6	0.5	0.0	0.6
Parts for dust collection and air purification equipment.....		333413-133	10.5	1.6	0.0	0.5	0.0	2.7

See footnotes at end of table.

Table 12. Producer price index percentage changes for the net output of selected industries and their products, not seasonally adjusted — Continued
[January 2022]

Title ¹	Industry code	Product code	Unadjusted 12-month percent change ²	Unadjusted 1-month percent change ²				
			Jan. 2021 to Jan. 2022 ^P	Aug. to Sept.	Sept. to Oct. ^P	Oct. to Nov. ^P	Nov. to Dec. ^P	Dec. to Jan. ^P
Fan, blower, air purification equipment mfg - Continued								
Industrial and commercial fans and blowers.....		333413-2	18.3	1.0	0.3	0.9	0.5	0.1
Centrifugal blower filter units, and classes I-IV centrifugal fans, except parts. . . .		333413-22	15.5	3.9	0.4	1.2	0.6	0.0
Other centrifugal fans and blowers, except parts.....		333413-23	18.1	1.3	0.0	1.4	0.1	0.0
Parts and accessories for fans and blowers.....		333413-29	37.8	3.0	4.0	0.3	0.2	1.3
Secondary products and miscellaneous receipts.....		333413-SM						
Secondary products.....		333413-S	—	0.0	0.0	4.1	0.0	—
Heating equipment (except warm air furnaces) mfg.....	333414		17.5	1.0	1.2	0.6	4.4	1.4
Primary products.....		333414-P	14.8	0.9	0.9	0.7	4.3	1.6
Other heating equipment, except electric (incl. parts for nonelectric equipment & oil burners).....		333414-D	16.7	0.3	1.6	1.4	4.3	2.0
Cast iron heating boilers, radiators, and convectors (except parts).....		333414-1	—	0.0	0.0	0.0	—	—
Domestic heating stoves (except electric and parts).....		333414-3	12.1	2.4	0.4	0.0	2.0	3.0
Floor and wall furnaces, unit heaters, infrared heaters, and mechanical stokers. . . .		333414-7	9.7	2.8	0.0	0.0	1.8	0.5
Secondary products and miscellaneous receipts.....		333414-SM						
Secondary products.....		333414-S	14.6	5.6	0.0	0.0	2.9	1.9
Air-conditioning, refrigeration, and forced air heating equipment mfg.....	333415		18.3	1.6	1.6	1.7	1.6	3.6
Primary products.....		333415-P	18.8	1.6	1.8	2.0	1.4	3.7
Warm air furnaces, including duct furnaces and humidifiers, and electric comfort heating.....		333415-C	22.4	-0.7	2.3	3.3	0.8	4.6
Parts and accessories for air conditioning and heat transfer equipment.....		333415-D	22.2	-0.1	0.7	2.9	0.3	4.1
Unitary air-conditioners, except air source heat pumps.....		333415-E	10.3	0.7	-0.8	1.8	0.3	3.4
Heat pumps.....		333415-H	11.7	2.1	-2.1	1.1	0.1	3.0
Heat transfer equipment (except elec dehumidifiers), mechanically refrigerated, self-contained.....		333415-2	20.6	2.3	1.0	1.5	2.6	3.7
Commercial refrigerators and related equipment.....		333415-3	31.3	2.9	4.8	0.9	2.7	5.9
Refrigeration condensing units, all refrigerants, except ammonia (complete).....		333415-5	15.6	1.8	2.9	6.2	0.0	3.5
All other miscellaneous refrigeration and air-conditioning equipment.....		333415-9	30.0	0.0	13.7	0.6	4.1	1.4
Secondary products and miscellaneous receipts.....		333415-SM						
Secondary products.....		333415-S	—	3.2	0.6	1.1	8.1	2.3
Metalworking machinery manufacturing.....	3335		5.8	0.2	0.8	0.4	0.7	1.2
Metalworking machinery manufacturing.....	33351		5.8	0.2	0.8	0.4	0.7	1.2
Industrial mold mfg.....	333511		6.5	0.4	0.5	0.5	1.4	1.0
Primary products.....		333511-P	6.4	0.3	0.5	0.4	1.5	0.9
Industrial molds and mold boxes.....		333511-0	6.4	0.3	0.5	0.4	1.5	0.9
Industrial injection-type molds made of metal for plastics.....		333511-05	3.3	0.0	0.0	0.8	0.0	1.1
Other industrial molds and mold boxes.....		333511-06	8.2	0.5	0.7	0.2	2.3	0.8
Secondary products and miscellaneous receipts.....		333511-SM						
Secondary products.....		333511-S	8.7	1.3	0.1	1.3	1.2	0.0
Special tool, die, jig, and fixture mfg.....	333514		7.9	0.1	1.7	0.4	0.2	1.3
Primary products.....		333514-P	7.7	0.1	1.7	0.2	0.3	1.4
Special dies, tools, jigs, and fixtures.....		333514-0	7.7	0.1	1.7	0.2	0.3	1.4
Jigs and fixtures, including parts.....		333514-0A	13.5	0.0	3.8	0.0	0.7	0.3
Metalworking die and die sets.....		333514-0B	4.5	0.1	0.2	0.0	0.1	1.7
Standard punches, industrial prototypes, die parts & other special tooling for dies.....		333514-0C	6.0	0.3	1.2	0.7	0.0	2.2
Secondary products and miscellaneous receipts.....		333514-SM						
Miscellaneous receipts.....		333514-M	9.0	0.0	4.2	0.0	0.0	0.0
Secondary products.....		333514-S	9.4	0.1	0.5	4.8	0.2	1.9
Cutting tool and machine tool accessory mfg.....	333515		4.8	0.2	0.9	0.4	0.8	1.2
Primary products.....		333515-P	5.3	0.2	1.1	0.5	0.9	1.4
Cutting tools for machine tools and metalworking machinery.....		333515-4	4.6	0.2	1.1	0.2	0.9	1.3
Other cutting tools for machine tools, excluding tips and blanks.....		333515-41	5.7	0.1	1.3	0.0	1.5	1.8
End mills and milling cutters.....		333515-44	2.4	0.1	0.8	0.0	0.1	1.1
Threading tools, including blanks, tips and inserts.....		333515-45	2.0	0.0	0.0	1.5	0.0	0.0
Carbon and high-speed steel shank, solid, tipped carbide twist drills for machine tools.....		333515-48	3.6	1.1	0.7	0.0	0.0	0.0
Taps, carbide indexable, and throwaway inserts for machine tools.....		333515-49	4.1	0.1	1.4	0.9	0.0	0.0
Other attachments and accessories for machine tools and metalworking machinery.....		333515-5	9.6	0.0	1.0	2.5	0.8	2.3
Secondary products and miscellaneous receipts.....		333515-SM						
Secondary products.....		333515-S	4.6	1.7	0.0	0.0	0.4	0.6
Machine tool mfg.....	333517		4.9	0.3	0.5	0.3	0.9	0.7
Primary products.....		333517-P	4.6	0.1	0.5	0.1	1.0	0.7

See footnotes at end of table.

Table 12. Producer price index percentage changes for the net output of selected industries and their products, not seasonally adjusted — Continued
 [January 2022]

Title ¹	Industry code	Product code	Unadjusted 12-month percent change ²	Unadjusted 1-month percent change ²				
				Jan. 2021 to Jan. 2022 ^P	Aug. to Sept.	Sept. to Oct. ^P	Oct. to Nov. ^P	Nov. to Dec. ^P
Machine tool mfg - Continued								
Metal cutting machine tools.....		333517-2	4.9	0.0	0.7	0.0	1.2	0.8
Parts for metal cutting machine tools (sold separately) & rebuilt machine tools...		333517-26	6.4	0.0	0.0	0.0	0.7	0.0
Metal machining centers (multifunction numerically controlled machines).....		333517-27	5.5	0.0	0.0	0.0	2.9	0.0
Other metal cutting machine tools.....		333517-2B	4.1	0.0	1.1	0.0	0.8	1.2
Metal forming machine tools.....		333517-3	3.7	0.4	0.0	0.5	0.6	0.4
Metal punching and shearing (power & manual), and bending and forming machines (power only).....		333517-31	2.7	0.9	0.0	0.2	0.0	0.0
Other metal forming machine tools, including forging and die-stamping machines (except presses).....		333517-35	4.5	0.0	0.0	0.0	0.0	1.1
Parts for metal forming machine tools (sold separately) and rebuilt metal forming machine tools.....		333517-37	5.2	0.5	0.0	2.2	0.9	0.4
Secondary products and miscellaneous receipts.....		333517-SM						
Miscellaneous receipts.....		333517-M	2.6	0.0	0.0	0.0	0.0	0.7
Secondary products.....		333517-S	14.3	3.2	0.4	2.8	0.3	0.6
Rolling mill and other metalworking machinery mfg.....	333519		4.0	0.1	0.1	0.4	0.0	2.4
Primary products.....		333519-P	3.5	0.1	0.1	0.0	0.0	2.4
Other metalworking machinery, excluding handheld & ultrasonic.....		333519-83	2.3	0.3	0.3	0.0	0.0	0.0
Secondary products and miscellaneous receipts.....		333519-SM						
Miscellaneous receipts.....		333519-M	—	0.0	0.4	2.8	0.0	—
Turbine and power transmission equipment mfg.....	3336		5.6	0.4	0.6	0.2	0.2	2.2
Turbine and power transmission equipment mfg.....	33361		5.6	0.4	0.6	0.2	0.2	2.2
Turbine and turbine generator set units mfg.....	333611		3.5	0.8	0.3	0.1	0.2	0.7
Primary products.....		333611-P	3.4	0.7	0.2	0.1	0.2	0.7
Turbines and turbine generator sets.....		333611-0	3.3	0.7	0.2	0.1	0.2	0.7
Steam, gas, and other turbines and turbine generators.....		333611-05	-2.7	0.3	0.3	0.2	0.2	-3.5
Parts & accessories for turbines, turbine generators, and turbine generator sets.....		333611-07	—	—	—	—	—	—
Speed changer, drive, and gear mfg.....	333612		10.1	0.7	0.7	0.9	0.1	2.5
Primary products.....		333612-P	9.4	0.8	0.7	0.5	0.1	2.6
Gears, pinions, racks, and worms, sold separately.....		333612-3	11.1	2.4	1.1	0.0	0.0	1.1
Speed changers, industrial high speed drives, and parts other than loose gearing.....		333612-7	8.7	0.0	0.5	0.8	0.2	3.4
Secondary products and miscellaneous receipts.....		333612-SM						
Miscellaneous receipts.....		333612-M	—	0.0	0.0	0.0	0.0	—
Secondary products.....		333612-S	18.5	0.0	1.2	6.9	0.0	0.0
Mechanical power transmission equipment mfg.....	333613		14.3	0.4	0.3	0.9	1.3	3.8
Primary products.....		333613-P	13.7	0.4	0.3	0.5	1.1	3.5
Mechanical power transmission equipment, except speed changers, drives, & gears.....		333613-3	12.2	0.6	0.4	0.7	1.5	3.0
Secondary products and miscellaneous receipts.....		333613-SM						
Other engine equipment mfg.....	333618		4.8	0.0	0.9	0.0	0.0	2.9
Primary products.....		333618-P	5.0	0.1	0.9	0.0	0.0	3.0
Parts & accessories for internal combustion engines, ex. aircraft & gasoline automotive engines.....		333618-F	5.7	0.3	1.1	0.0	0.0	3.0
Diesel, semidiesel, and dual-fuel engines (except automotive).....		333618-3	3.5	0.0	2.9	0.0	0.0	0.6
Diesel, semidiesel, and dual-fuel engines for automobiles, trucks, and buses.....		333618-5	4.5	0.0	0.0	0.0	0.0	4.3
Secondary products and miscellaneous receipts.....		333618-SM						
Secondary products.....		333618-S	4.3	0.2	2.2	0.1	0.1	1.3
Other general purpose machinery manufacturing.....	3339		11.2	0.9	1.1	0.7	1.1	1.6
Pump and compressor manufacturing.....	33391		8.9	1.1	0.4	0.3	0.5	2.1
Air and gas compressor mfg.....	333912		8.9	1.2	0.4	0.6	0.2	1.0
Primary products.....		333912-P	9.1	1.3	0.3	0.6	0.3	1.1
Air and gas compressors and vacuum pumps.....		333912-1	10.1	1.8	0.4	0.5	0.0	1.3
Parts & attachments for air & gas compressors, ex. refrigeration, ice making, & a/c.....		333912-6	8.8	—	—	0.0	1.9	0.0
Secondary products and miscellaneous receipts.....		333912-SM						
Miscellaneous receipts.....		333912-M	8.5	—	—	0.2	0.0	0.0
Secondary products.....		333912-S1	—	—	0.0	1.2	0.0	0.0
Measuring, dispensing, and other pumping equipment mfg.....	333914		9.0	1.0	0.4	0.2	0.8	2.9
Primary products.....		333914-P	9.2	1.0	0.5	0.2	0.7	3.0
Pumps and pumping equipment, excluding measuring and dispensing pumps.....		333914-1	9.8	1.2	0.3	0.2	0.8	3.4
Pumps and pumping equipment, complete, excluding measuring and dispensing pumps.....		333914-11	10.7	1.3	0.3	0.2	0.9	3.9

See footnotes at end of table.

Table 12. Producer price index percentage changes for the net output of selected industries and their products, not seasonally adjusted — Continued
 [January 2022]

Title ¹	Industry code	Product code	Unadjusted 12-month percent change ²	Unadjusted 1-month percent change ²				
			Jan. 2021 to Jan. 2022 ^P	Aug. to Sept.	Sept. to Oct. ^P	Oct. to Nov. ^P	Nov. to Dec. ^P	Dec. to Jan. ^P
Measuring, dispensing, and other pumping equipment mfg - Continued								
Domestic water systems.....		333914-111	9.1	0.0	0.0	0.0	0.0	8.7
Domestic sump pumps.....		333914-112	—	—	—	0.0	—	—
Oil-well and oil-field pumps, except boiler feed.....		333914-113	—	0.3	0.1	0.0	2.9	2.1
Industrial pumps, excluding hydraulic fluid power pumps, automatic circulating pumps, etc.....		333914-114	11.9	2.5	0.2	0.0	0.0	4.8
Other pumps, except automotive circulating pumps, and measuring and dispensing pumps.....		333914-115	10.1	0.0	0.8	1.6	1.0	0.1
Parts and attachments for pumps and pumping equipment, excluding measuring and dispensing.....		333914-15	5.5	0.4	0.1	0.0	0.0	0.8
Secondary products and miscellaneous receipts.....		333914-SM						
Miscellaneous receipts.....		333914-M	4.2	0.3	0.1	0.0	0.8	1.3
Secondary products.....		333914-S	9.5	1.3	0.0	0.3	3.7	0.7
Material handling equipment manufacturing.....	33392		14.4	1.3	1.5	1.2	1.6	0.9
Elevator and moving stairway mfg.....	333921		16.6	0.7	2.8	0.0	7.6	0.1
Primary products.....		333921-P	16.0	0.9	1.4	0.0	8.9	0.1
Elevators and moving stairways.....		333921-1	18.3	1.1	1.6	0.0	11.1	0.2
Parts and attachments for elevators and moving stairways (sold separately).....		333921-3	7.8	0.1	0.5	0.0	1.2	0.0
Secondary products and miscellaneous receipts.....		333921-SM						
Conveyor and conveying equipment mfg.....	333922		17.4	2.3	1.3	1.8	1.9	1.6
Primary products.....		333922-P	16.6	2.3	1.1	1.7	1.8	1.5
Unit handling conveyors and conveying systems.....		333922-1	9.4	0.6	0.2	0.4	1.1	0.2
Unit handling gravity and trolley conveyors and conveying systems.....		333922-12	6.5	0.1	1.8	0.0	0.5	0.1
Unit handling tow, belt, roller, pneumatic, portable, carousel, and other nonbelt conveyors.....		333922-14	10.1	0.8	-0.1	0.5	1.3	0.3
Parts and accessories for unit handling conveyors and conveying systems, sold separately.....		333922-7	9.0	0.6	0.3	0.5	1.3	0.2
Bulk material handling conveyors and conveying systems.....		333922-8	26.5	4.5	2.4	3.4	3.3	3.1
Parts and accessories for bulk material handling conveyors and conveying systems.....		333922-9	22.0	3.6	1.1	2.4	0.5	2.4
Secondary products and miscellaneous receipts.....		333922-SM						
Miscellaneous receipts.....		333922-M	27.2	1.9	3.6	2.9	2.3	1.1
Secondary products.....		333922-S	8.7	1.8	0.0	0.0	0.8	3.7
Overhead cranes, hoists and monorail systems mfg.....	333923		14.0	1.0	1.7	0.2	1.2	0.5
Primary products.....		333923-P	13.7	0.9	1.5	0.2	0.9	0.4
Hoists and parts and attachments for hoists (sold separately).....		333923-1	9.2	1.4	0.0	3.7	0.6	0.1
Overhead traveling cranes and monorail systems, including parts and attachments sold separately.....		333923-3	22.4	2.7	2.3	-0.6	1.5	2.1
Winches, aerial work platforms, and automotive wrecker hoists, including parts and attachments.....		333923-7	12.7	0.6	1.5	0.0	0.8	0.1
Secondary products and miscellaneous receipts.....		333923-SM						
Secondary products.....		333923-S	—	0.2	4.5	0.1	0.1	0.9
Industrial truck, trailer, and stacker mfg.....	333924		12.0	0.8	1.3	1.7	0.8	0.9
Primary products.....		333924-P	11.1	0.8	1.2	1.8	0.8	0.8
Industrial trucks, tractors, mobile straddle carriers & cranes, & automatic stacking machines.....		333924-2	10.1	1.0	1.2	2.1	0.6	1.0
Work trucks with lifting & handling equipment, operator riding, electric, self-propelled.....		333924-21	9.4	0.7	0.7	5.4	0.1	0.6
Work trucks, not fitted with lifting and handling equipment.....		333924-25	19.6	3.0	3.2	0.0	0.6	4.1
Bulk powered material moving equipment, dock boards and metal pallets and skids.....		333924-26	20.5	0.1	2.7	1.0	0.5	0.2
Other work trucks with lifting & handling equipment, non-riding electric or any non-electric.....		333924-27	3.0	0.4	0.0	0.0	1.3	0.0
Parts and attachments for industrial trucks and tractors (sold separately).....		333924-3	17.8	0.2	1.7	0.1	1.3	-0.2
Secondary products and miscellaneous receipts.....		333924-SM						
Secondary products.....		333924-S	46.9	0.3	4.9	1.9	2.8	0.2
All other general purpose machinery mfg.....	33399		10.4	0.6	1.3	0.6	1.1	2.0
Power-driven handtool mfg.....	333991		9.2	0.0	5.7	0.1	0.0	2.7
Primary products.....		333991-P	9.3	0.0	5.9	0.1	0.0	2.7
Power-driven handtools, pneumatic, hydraulic, and powder-actuated.....		333991-6	9.9	0.0	5.1	0.1	0.0	3.9
Power-driven handtools, electric (except battery powered), including parts.....		333991-9	8.6	0.0	6.6	0.1	0.0	1.4
Secondary products and miscellaneous receipts.....		333991-SM						
Miscellaneous receipts.....		333991-M	8.8	0.0	3.9	0.0	0.0	2.8
Welding and soldering equipment mfg.....	333992		13.0	1.7	0.1	0.1	2.5	0.5
Primary products.....		333992-P	13.5	1.8	0.0	0.0	2.6	0.5

See footnotes at end of table.

Table 12. Producer price index percentage changes for the net output of selected industries and their products, not seasonally adjusted — Continued
 [January 2022]

Title ¹	Industry code	Product code	Unadjusted 12-month percent change ²	Unadjusted 1-month percent change ²				
			Jan. 2021 to Jan. 2022 ^P	Aug. to Sept.	Sept. to Oct. ^P	Oct. to Nov. ^P	Nov. to Dec. ^P	Dec. to Jan. ^P
Welding and soldering equipment mfg - Continued								
Other welding equipment, components, and accessories (excluding arc, resistance, and gas).....		333992-A	6.1	0.0	0.0	0.0	0.3	0.4
Arc welding machines, components, and accessories, excluding electrodes and stud welding equip.....		333992-1	24.1	4.0	0.0	0.0	5.3	0.1
Resistance welders, components, accessories, and electrodes.....		333992-7	6.7	1.2	0.3	0.0	3.0	0.0
Gas welding and cutting equipment, parts, attachments, and accessories.....		333992-9	5.9	0.2	0.0	0.3	0.0	4.8
Secondary products and miscellaneous receipts.....		333992-SM						
Miscellaneous receipts.....		333992-M	7.5	0.5	1.0	1.0	0.0	1.9
Packaging machinery mfg.....	333993		10.1	-0.1	0.0	2.4	3.0	0.9
Primary products.....		333993-P	11.6	-0.1	0.0	2.7	3.5	0.9
Packing, packaging, and bottling machinery, excluding parts.....		333993-1	9.6	-0.2	0.0	3.6	1.5	1.0
Parts for packing, packaging, and bottling machinery.....		333993-5	15.8	0.0	0.0	0.8	7.7	0.7
Secondary products and miscellaneous receipts.....		333993-SM						
Miscellaneous receipts.....		333993-M	0.8	0.0	0.0	0.0	0.8	0.7
Industrial process furnace and oven mfg.....	333994		10.4	0.8	0.7	0.4	0.1	2.8
Primary products.....		333994-P	10.9	0.7	0.8	0.4	0.1	3.2
Industrial process furnaces & ovens, & industrial electrical heating equipment.....		333994-0	10.9	0.7	0.8	0.4	0.1	3.2
Industrial process furnaces & ovens, & industrial electrical heating equipment, except parts.....		333994-0A	9.3	1.0	0.6	0.4	0.1	2.7
Parts and attachments for industrial process furnaces and ovens.....		333994-0B	15.6	0.0	1.5	0.2	0.0	4.5
Secondary products and miscellaneous receipts.....		333994-SM						
Miscellaneous receipts.....		333994-M	10.7	0.3	0.6	0.5	0.2	0.7
Fluid power cylinder and actuator mfg.....	333995		15.0	0.2	2.9	0.8	1.0	2.6
Primary products.....		333995-P	16.1	0.1	3.2	0.8	1.1	2.8
Nonaerospace-type hydraulic & all aerospace fluid power cylinders & actuators, linear & rotary.....		333995-2	18.2	0.0	3.9	1.1	1.1	3.2
Nonaerospace-type pneumatic fluid power cylinders & actuators, linear & rotary.....		333995-3	3.4	0.7	0.8	0.0	0.0	1.1
Parts for hydraulic & pneumatic fluid power cylinders & actuators, incl accumulators & cushions.....		333995-8	14.3	0.6	0.9	0.0	1.7	1.5
Secondary products and miscellaneous receipts.....		333995-SM						
Fluid power pump and motor mfg.....	333996		10.4	0.5	1.5	0.2	0.2	3.9
Primary products.....		333996-P	9.7	0.6	0.5	0.2	0.3	4.2
Nonaerospace-type reciprocating fluid power pumps.....		333996-1	10.9	1.1	1.0	0.2	0.4	3.6
Nonaerospace-type fluid power motors.....		333996-5	9.3	0.8	0.3	0.5	0.6	3.7
Parts for fluid power pumps, motors, and hydrostatic transmissions.....		333996-9	24.7	0.3	0.1	0.0	0.0	12.7
Secondary products and miscellaneous receipts.....		333996-SM						
Miscellaneous receipts.....		333996-M	12.6	0.0	0.0	0.0	0.0	5.5
Scale and balance mfg.....	333997		12.7	1.1	0.7	0.5	0.1	1.0
Primary products.....		333997-P	13.0	1.2	0.8	0.5	0.1	1.1
Retail, commercial, household, and mailing scales and balances.....		333997-4	7.0	0.2	0.0	0.0	0.0	0.0
Parts, attachments, and accessories for scales and balances.....		333997-6	17.1	1.7	2.1	0.2	0.2	0.3
Vehicle and industrial scales.....		333997-7	12.6	1.2	0.2	1.0	0.1	1.9
Motor truck and railroad track scales.....		333997-71	12.2	0.6	0.5	1.7	0.0	2.9
Industrial scales (including automatic checkweigher and bulkweigher scales).....		333997-72	15.8	1.2	0.0	0.7	0.4	1.8
Miscellaneous non-vehicle scales (crane, susp, tank, hopper, meas. devices, lab, bulk conveyor).....		333997-73	8.5	2.3	0.0	0.0	0.0	0.0
Secondary products and miscellaneous receipts.....		333997-SM						
Miscellaneous receipts.....		333997-M	9.4	0.0	0.0	0.0	0.0	0.0
All other miscellaneous general purpose machinery mfg.....	333999		7.5	0.8	0.4	0.2	0.5	1.9
Primary products.....		333999-P	7.6	0.8	0.4	0.3	0.5	2.2
Filters and strainers, except fluid power.....		333999-1	12.2	0.9	0.1	0.5	-0.1	5.1
Industrial filters and strainers and reusable media, except fluid power.....		333999-11	11.8	0.0	0.0	0.4	0.0	5.3
Nonreusable media for filters and strainers, except fluid power.....		333999-12	17.8	9.2	0.0	1.3	0.0	4.3
Parts and accessories for filters and strainers, except fluid power.....		333999-13	6.0	-0.3	2.4	1.1	-2.5	2.4
All other miscellaneous general industrial machinery.....		333999-7	5.9	0.0	0.6	0.2	0.8	1.2
Secondary products and miscellaneous receipts.....		333999-SM						
Miscellaneous receipts.....		333999-M	8.1	0.5	1.0	0.0	1.0	0.0
Secondary products.....		333999-S	4.1	0.1	0.4	-0.2	0.1	0.1
Computer & electronic product mfg.....	334		4.1	0.6	0.2	0.3	0.3	1.4
Computer & peripheral equipment mfg.....	3341		4.8	-0.3	0.5	0.3	0.5	2.0
Computer & peripheral equipment mfg.....	33411		4.8	-0.3	0.5	0.3	0.5	2.0
Electronic computer manufacturing.....	334111		8.0	-2.5	1.7	1.1	1.8	0.6

See footnotes at end of table.

Table 12. Producer price index percentage changes for the net output of selected industries and their products, not seasonally adjusted — Continued
[January 2022]

Title ¹	Industry code	Product code	Unadjusted 12-month percent change ²	Unadjusted 1-month percent change ²				
				Jan. 2021 to Jan. 2022 ^P	Aug. to Sept.	Sept. to Oct. ^P	Oct. to Nov. ^P	Nov. to Dec. ^P
Electronic computer manufacturing - Continued								
Primary products.....		334111-P	11.0	-3.4	2.3	1.5	2.4	0.8
Host computers, multiusers (mainframes, medium-scale systems, UNIX and PC servers).....		334111-5	13.1	-4.4	3.0	2.3	3.4	1.0
Single user computers, microprocessor based, general purpose.....		334111-7	5.1	-0.8	0.5	-0.4	0.1	0.1
Portable computers, laptops, tablets and other single user computers.....		334111-72	-2.7	-2.8	-0.3	0.0	-1.4	0.2
Personal computers and workstations (excluding portable computers).....		334111-73	6.2	-0.5	0.6	-0.4	0.3	0.1
Secondary products and miscellaneous receipts.....		334111-SM						
Computer storage device mfg.....	334112		2.9	1.6	0.0	0.0	0.0	0.0
Primary products.....		334112-P	3.0	1.6	0.0	0.0	0.0	0.0
Computer storage devices (except parts, attachments and accessories).....		334112-1	3.2	2.0	0.0	0.0	0.0	0.0
Secondary products and miscellaneous receipts.....		334112-SM						
Computer terminal and other computer peripheral equipment mfg.....	334118		4.1	-0.1	0.0	0.0	0.0	4.5
Primary products.....		334118-P	3.8	-0.1	0.0	0.0	0.0	5.3
Other computer peripheral equipment and point of sale terminals.....		334118-B	3.7	-0.1	0.0	0.0	0.0	5.3
POS terminals, fund-transfer devices, and all other miscellaneous computer peripheral equipment.....		334118-B1	-0.1	-0.1	0.0	0.0	-0.1	2.2
Secondary products and miscellaneous receipts.....		334118-SM						
Communications equipment mfg.....	3342		3.2	0.5	0.7	0.4	0.2	0.7
Telephone apparatus mfg.....	33421		1.9	0.0	0.1	1.2	-0.7	0.9
Telephone apparatus mfg.....	334210		1.9	0.0	0.1	1.2	-0.7	0.9
Primary products.....		334210-P	2.4	0.0	0.1	1.6	-0.9	1.2
Telephone switching and switchboard equipment.....		334210-1	0.0	0.0	0.0	0.0	0.0	0.0
Wireline voice and data network equipment.....		334210-7	3.0	0.0	0.1	1.9	-1.1	1.4
Secondary products and miscellaneous receipts.....		334210-SM						
Radio/TV broadcast & wireless comm equip mfg.....	33422		2.0	0.5	0.4	-0.1	0.1	0.8
Broadcast and wireless communications equipment mfg.....	334220		2.1	0.5	0.4	-0.1	0.1	0.8
Primary products.....		334220-P	2.5	0.6	0.5	-0.1	0.2	0.9
Broadcast, studio, and related electronic equipment.....		334220-2	4.0	0.9	0.1	0.6	0.0	3.2
Other broadcast and wireless communications systems and equipment.....		334220-9	4.0	1.1	1.1	-0.4	0.5	0.7
Secondary products and miscellaneous receipts.....		334220-SM						
Other communications equipment mfg.....	33429		10.4	1.3	2.9	1.2	1.5	0.1
Other communications equipment mfg.....	334290		10.4	1.3	2.9	1.2	1.5	0.1
Primary products.....		334290-P	10.5	1.4	2.7	1.3	1.3	0.1
Alarm systems, including electric sirens and horns.....		334290-1	7.1	2.5	-0.5	0.0	0.0	0.0
Intercommunications systems, incl inductive paging systems, excl telephone & telegraph.....		334290-3	9.6	0.7	1.3	4.9	0.9	-0.1
Secondary products and miscellaneous receipts.....		334290-SM						
Miscellaneous receipts.....		334290-M1	10.7	0.8	5.4	0.0	4.2	0.0
Secondary products.....		334290-S	3.0	0.2	0.6	0.0	0.0	0.2
Audio & video equipment mfg.....	3343		11.1	0.0	1.0	1.0	0.1	1.8
Audio and video equipment mfg.....	33431		11.1	0.0	1.0	1.0	0.1	1.8
Audio and video equipment mfg.....	334310		11.2	0.0	1.0	1.0	0.1	1.8
Primary products.....		334310-P	11.3	0.0	1.2	1.1	0.1	2.0
Speakers and commercial sound equipment.....		334310-4	13.5	0.0	1.4	1.5	0.2	3.1
Other consumer audio and video equipment.....		334310-5	7.2	0.0	0.5	0.6	0.0	0.0
Secondary products and miscellaneous receipts.....		334310-SM						
Miscellaneous receipts.....		334310-M	-	0.0	1.3	0.0	0.0	0.6
Semiconductor and other electronic component mfg.....	3344		4.0	0.2	0.0	0.5	0.4	1.6
Semiconductor and other electronic component mfg.....	33441		3.8	0.2	0.0	0.5	0.4	1.6
Bare printed circuit board mfg.....	334412		3.2	0.0	0.0	0.0	0.0	0.0
Primary products.....		334412-P	3.2	0.0	0.0	0.0	0.0	0.0
Bare printed circuit boards.....		334412-0	3.3	0.0	0.0	0.0	0.0	0.0
Semiconductors and related device mfg.....	334413		1.1	0.0	-0.7	0.9	0.4	0.9
Primary products.....		334413-P	1.1	0.0	-0.7	1.0	0.4	0.6
Other semiconductor devices, including parts such as chips, wafers, and heat sinks.....		334413-A	2.0	-0.3	0.6	0.0	0.0	0.1
Integrated microcircuits, incl semiconductor networks, microprocessors, & MOS memories.....		334413-1	0.8	0.1	-1.3	1.3	0.6	0.8
Secondary products and miscellaneous receipts.....		334413-SM						
Electronic connector mfg.....	334417		4.9	0.6	1.9	0.7	0.4	0.4

See footnotes at end of table.

Table 12. Producer price index percentage changes for the net output of selected industries and their products, not seasonally adjusted — Continued
 [January 2022]

Title ¹	Industry code	Product code	Unadjusted 12-month percent change ²	Unadjusted 1-month percent change ²				
				Jan. 2021 to Jan. 2022 ^P	Aug. to Sept.	Sept. to Oct. ^P	Oct. to Nov. ^P	Nov. to Dec. ^P
Electronic connector mfg - Continued								
Primary products.....		334417-P	4.5	0.6	1.9	0.7	0.4	0.4
Electronic connectors, including parts.....		334417-0	4.5	0.6	1.9	0.7	0.4	0.4
Secondary products and miscellaneous receipts.....		334417-SM						
Secondary products.....		334417-S1	11.8	0.2	0.8	0.0	0.6	0.5
Printed circuit assembly mfg.....								
Primary products.....	334418	334418-P	6.8	0.2	0.5	0.1	0.2	5.4
Printed circuit assemblies, loaded boards, modules, and consumer external modems.....		334418-9	7.3	0.2	0.5	0.1	0.2	5.9
Secondary products and miscellaneous receipts.....		334418-SM						
Secondary products.....		334418-S1	—	0.0	-0.1	0.0	0.0	—
Other electronic component mfg.....								
Primary products.....	334419	334419-P	7.1	0.6	0.6	0.1	0.6	0.3
Other electronic components.....		334419-0	6.2	0.7	0.6	0.1	0.6	0.3
Secondary products and miscellaneous receipts.....		334419-SM						
Secondary products.....		334419-S	2.0	0.1	0.1	0.0	0.2	0.7
Capacitor, resistor, coil, transformer, and other inductor mfg.....								
Primary products.....	33441K	33441K-P	6.0	0.6	0.4	0.2	0.5	0.3
Resistors for electronic circuitry.....		33441K-5	6.3	0.6	0.4	0.3	0.5	0.3
Electronic coils, transformers, and other inductors.....		33441K-6	5.1	0.0	0.0	2.9	0.6	0.0
Secondary products and miscellaneous receipts.....		33441K-SM	7.4	1.4	0.9	0.0	0.8	0.6
Miscellaneous receipts.....		33441K-M	2.0	0.0	0.0	0.0	1.9	0.0
Secondary products.....		33441K-S1	6.0	1.2	1.3	-0.2	0.8	0.9
Nav/measuring/medical/control instruments mfg.....								
Primary products.....	3345		4.0	0.9	0.2	0.1	0.2	1.4
Nav/measuring/medical/control instruments mfg.....	33451		4.0	0.9	0.2	0.1	0.2	1.4
Electromedical apparatus mfg.....								
Primary products.....	334510	334510-P	0.5	0.0	0.0	0.0	0.0	0.4
Electromedical equipment, excluding ionizing radiation equipment.....		334510-2	0.4	0.0	0.0	0.0	0.0	0.4
Secondary products and miscellaneous receipts.....		334510-SM						
Miscellaneous receipts.....		334510-M	0.9	—	0.0	0.0	0.0	0.9
Search, detection, and navigation instruments.....								
Primary products.....	334511	334511-P	6.2	2.2	0.0	0.0	0.4	1.7
Aeronautical, nautical & navigational instruments, not sending or receiving radio signals.....		334511-1	6.4	2.4	0.0	0.0	0.2	1.9
Search, detection, navigation, and guidance systems and equipment.....		334511-3	3.5	0.0	-0.1	0.5	3.1	0.0
Secondary products and miscellaneous receipts.....		334511-SM	—	—	—	0.0	0.0	2.0
Secondary products.....		334511-S	—	—	—	0.0	0.0	0.0
Automatic environmental control mfg.....								
Primary products.....	334512	334512-P	9.1	2.2	1.7	0.0	1.3	0.6
Automatic environmental controls for monitoring residential, commercial, and appliance use.....		334512-0	8.0	2.3	2.0	0.0	0.7	0.7
Secondary products and miscellaneous receipts.....		334512-SM						
Miscellaneous receipts.....		334512-M	14.5	1.7	0.0	0.0	4.4	0.1
Industrial process variable instruments.....								
Primary products.....	334513	334513-P	5.2	0.2	0.6	0.1	0.1	2.6
Process control instruments.....		334513-0	4.8	0.2	0.7	0.1	0.1	2.4
Secondary products and miscellaneous receipts.....		334513-SM	4.8	0.2	0.7	0.1	0.1	2.4
Miscellaneous receipts.....		334513-M	13.4	0.0	0.0	0.0	0.0	6.7
Secondary products.....		334513-S	—	0.2	—	—	—	—
Totalizing fluid meters and counting devices.....								
Primary products.....	334514	334514-P	5.3	0.5	0.0	1.2	0.0	0.1
Integrating and totalizing meters for gas and liquids.....		334514-1	5.4	0.5	0.0	1.2	0.0	0.0
Counting devices, excluding motor vehicle instruments.....		334514-3	5.6	0.4	0.0	0.0	0.0	0.0
Motor vehicle instruments.....		334514-7	3.0	0.0	0.0	0.0	—	—
Secondary products and miscellaneous receipts.....		334514-SM	—	1.4	0.0	5.1	—	—
Electricity and signal testing instruments mfg.....								
Primary products.....	334515	334515-P	2.6	0.2	0.3	0.0	0.0	1.8
Test equipment for testing electrical, radio, and communication circuits, and motors.....		334515-4	2.9	0.2	0.3	0.0	0.0	2.0
Secondary products and miscellaneous receipts.....		334515-SM	1.5	0.3	0.5	0.0	0.0	0.2
Analytical laboratory instrument mfg.....								
Primary products.....	334516	334516-P	1.4	0.0	0.6	0.1	-0.1	0.4
Primary products.....		334516-P	1.2	0.0	0.5	0.1	-0.1	0.4

See footnotes at end of table.

Table 12. Producer price index percentage changes for the net output of selected industries and their products, not seasonally adjusted — Continued
 [January 2022]

Title ¹	Industry code	Product code	Unadjusted 12-month percent change ²	Unadjusted 1-month percent change ²				
			Jan. 2021 to Jan. 2022 ^P	Aug. to Sept.	Sept. to Oct. ^P	Oct. to Nov. ^P	Nov. to Dec. ^P	Dec. to Jan. ^P
Analytical laboratory instrument mfg - Continued								
Analytical and scientific instruments, excluding optical.....		334516-0	1.2	0.0	0.5	0.1	-0.1	0.4
Secondary products and miscellaneous receipts.....		334516-SM						
Miscellaneous receipts.....		334516-M1	-	-	-	0.0	0.0	0.0
Secondary products.....		334516-S	-	-	-	0.0	0.0	-
Irradiation apparatus mfg.....								
Primary products.....	334517	334517-P	-0.2	0.0	0.0	0.0	0.0	0.0
Irradiation (ionizing radiation) equipment.....		334517-0	-0.3	0.0	0.0	0.0	0.0	0.0
Secondary products and miscellaneous receipts.....		334517-SM						
Other measuring and controlling device mfg.....								
Primary products.....	334519	334519-P	5.6	0.4	0.1	0.1	0.7	3.5
Physical properties testing & inspection equipment and kinematic testing & measuring equipment.....		334519-4	5.2	0.1	0.1	0.1	0.6	3.4
Nuclear radiation detection and monitoring instruments.....		334519-5	5.7	0.2	0.1	0.0	0.0	5.3
Commercial, geophysical, meteorological, and general-purpose instruments and equipment.....		334519-7	9.9	0.0	0.6	0.0	3.8	3.4
Watches, clocks, and parts.....		334519-8	5.1	0.1	0.3	0.4	0.4	2.9
Secondary products and miscellaneous receipts.....		334519-SM	-	0.0	0.0	0.0	0.0	-
Miscellaneous receipts.....		334519-M	9.5	4.7	0.0	0.0	1.9	2.6
Manufacturing and reproducing magnetic and optical media.....								
Manufacturing and reproducing magnetic and optical media.....	3346		14.4	2.2	-0.1	0.0	0.0	5.0
Manufacturing and reproducing magnetic and optical media.....	33461		14.4	2.2	-0.1	0.0	0.0	5.0
Manufacturing and reproducing magnetic and optical media.....	334610		14.5	2.2	-0.1	0.0	0.0	5.0
Primary products.....		334610-P	14.8	2.3	-0.1	0.0	0.0	5.0
Secondary products and miscellaneous receipts.....		334610-SM						
Electrical equipment and appliance mfg.....								
Electric lighting equipment mfg.....	335		17.2	1.6	1.5	1.3	0.8	2.0
Electric lighting equipment mfg.....	3351		8.2	1.1	0.4	0.4	0.7	0.6
Electric lamp bulb & part mfg.....	33511		2.5	0.8	0.6	0.0	0.0	0.0
Electric lamp bulb and part mfg.....	335110		2.5	0.8	0.6	0.0	0.0	0.0
Primary products.....		335110-P	3.0	1.1	0.8	0.0	0.0	0.0
Electric lamp bulb, tubes, and components.....		335110-0	3.0	1.1	0.8	0.0	0.0	0.0
Secondary products and miscellaneous receipts.....		335110-SM						
Miscellaneous receipts.....		335110-M	-	0.0	0.0	0.0	-	-
Lighting fixture mfg.....								
Lighting fixture mfg.....	33512		8.8	1.1	0.4	0.4	0.7	0.7
Residential electric lighting fixture mfg.....								
Primary products.....	335121	335121-P	6.4	2.3	0.9	0.8	1.6	-1.8
Residential-type electric lighting fixtures (except portable), including parts and accessories.....		335121-1	8.1	2.7	1.1	0.8	1.9	-2.1
Residential-type portable lighting fixtures, including parts and accessories.....		335121-4	9.1	1.8	2.2	0.3	3.6	-4.0
Secondary products and miscellaneous receipts.....		335121-SM	7.1	3.8	0.0	1.4	0.1	0.0
Secondary products.....		335121-S	5.8	0.4	0.0	2.2	0.0	0.0
Nonresidential electric lighting fixture mfg.....								
Primary products.....	335122	335122-P	11.2	1.4	0.5	0.7	0.2	0.2
Commercial and institutional-type electric lighting fixtures, including parts and accessories.....		335122-1	10.0	1.4	0.6	0.8	0.2	0.3
Industrial-type electric lighting fixtures, including parts and accessories.....		335122-5	9.9	1.6	0.7	0.6	0.1	0.2
Secondary products and miscellaneous receipts.....		335122-SM	10.8	0.3	0.1	1.3	0.9	0.7
Secondary products.....		335122-S	40.7	0.0	0.0	0.0	0.0	-1.5
Other lighting equipment mfg.....								
Primary products.....	335129	335129-P	6.8	0.4	0.1	0.0	1.1	2.3
Outdoor lighting equipment (including parts and accessories).....		335129-1	7.6	0.5	0.1	0.0	1.1	2.7
Secondary products and miscellaneous receipts.....		335129-SM	13.0	0.8	0.2	0.0	1.9	4.5
Secondary products.....		335129-S	3.2	0.0	0.0	0.0	1.3	0.1
Household appliance mfg.....								
Small electrical appliance mfg.....	3352		12.3	1.0	0.7	0.2	1.3	1.3
Small electrical appliance mfg.....	33521		7.0	0.2	3.4	0.7	0.0	0.1
Small electrical appliance mfg.....	335210		6.9	0.2	3.4	0.7	0.0	0.1
Primary products.....		335210-P	6.8	0.2	3.1	0.8	0.0	0.0
Parts and attachments for small electric household appliances, including fan parts.....		335210-5	13.7	0.0	0.0	0.0	0.0	1.0
Household vacuum cleaners and other floor care machines (including parts and attachments).....		335210-6	-	0.0	5.5	0.6	0.0	0.0
Other small electric household appliances, including fans.....		335210-7	-	0.3	2.2	1.0	0.0	0.0

See footnotes at end of table.

Table 12. Producer price index percentage changes for the net output of selected industries and their products, not seasonally adjusted — Continued
 [January 2022]

Title ¹	Industry code	Product code	Unadjusted 12-month percent change ²	Unadjusted 1-month percent change ²					
				Jan. 2021 to Jan. 2022 ^P	Aug. to Sept.	Sept. to Oct. ^P	Oct. to Nov. ^P	Nov. to Dec. ^P	Dec. to Jan. ^P
Small electrical appliance mfg - Continued									
Secondary products and miscellaneous receipts.....		335210-SM							
Secondary products.....		335210-S	—	0.6	0.6	2.1	2.6	1.0	
Major household appliance mfg.....	33522		13.4	1.2	0.1	0.1	1.5	1.5	
Major household appliance mfg.....	335220		13.5	1.2	0.1	0.1	1.5	1.5	
Primary products.....		335220-P	13.2	1.2	0.1	0.1	1.5	1.4	
Household cooking appliances.....		335220-1	10.2	3.9	0.0	-0.3	1.7	2.1	
Electric household ranges, ovens (including microwave), surface cooking units, and equipment.....		335220-11	13.4	7.0	-0.4	-1.7	2.7	3.4	
Gas household ranges, ovens, surface cooking units, and equipment (incl. parts and accessories).....		335220-13	4.4	-0.4	0.8	0.9	1.4	-1.3	
Other household ranges and cooking equipment, including outdoor equipment.....		335220-15	8.4	0.4	-0.1	3.1	-1.3	3.0	
Household refrigerators and home freezers.....		335220-2	6.3	0.4	-0.1	0.2	1.0	1.9	
Household refrigerators, including combination refrigerator-freezers.....		335220-21	6.3	0.5	-0.1	0.1	1.2	2.1	
Other major household appliances.....		335220-8	24.7	-0.2	0.5	0.3	2.3	0.8	
Household water heaters, electric, for permanent installation.....		335220-81	40.3	0.0	0.0	0.0	3.8	0.0	
Household water heaters, excluding electric.....		335220-83	36.5	0.0	0.0	0.0	2.4	0.0	
Secondary products and miscellaneous receipts.....		335220-SM							
Miscellaneous receipts.....		335220-M	20.7	1.8	0.0	2.1	2.1	5.0	
Electrical equipment mfg.....	3353		15.9	2.5	0.9	1.8	1.3	2.9	
Electrical equipment mfg.....	33531		15.9	2.5	0.9	1.8	1.3	2.9	
Electric power and specialty transformer mfg.....	335311		36.7	3.6	2.7	5.0	2.7	2.4	
Primary products.....		335311-P	35.5	3.1	3.0	5.5	2.6	0.5	
Power and distribution transformers, except parts.....		335311-1	34.4	3.1	2.4	5.7	5.3	-0.2	
Secondary products and miscellaneous receipts.....		335311-SM							
Motor and generator mfg.....	335312		14.9	2.6	1.3	2.7	0.3	3.8	
Primary products.....		335312-P	16.3	2.8	1.6	3.1	0.3	3.9	
Parts, supplies for motors, generators, generator sets, and other rotating equipment.....		335312-C	9.1	3.7	0.0	3.9	0.0	1.8	
Other motors and generators n.e.c.....		335312-F	11.3	0.4	3.3	-0.7	0.0	2.9	
Fractional horsepower motors (rated at less than 746 watts) (except hermetics).....		335312-1	14.3	3.2	0.0	4.4	1.4	3.4	
Integral horsepower motors & generators other than for land transport equipment (exc hermetics).....		335312-3	29.1	6.2	0.4	8.3	0.1	6.5	
Secondary products and miscellaneous receipts.....		335312-SM							
Miscellaneous receipts.....		335312-M	1.2	0.0	0.2	0.0	0.0	1.0	
Secondary products.....		335312-S	6.1	2.1	-2.1	0.0	0.0	3.3	
Switchgear and switchboard apparatus mfg.....	335313		10.8	2.7	0.2	0.4	0.9	0.7	
Primary products.....		335313-P	12.2	3.1	0.2	0.4	1.1	0.8	
Switchgear, excluding ducts and relays.....		335313-A	17.4	4.0	0.4	0.9	1.8	0.2	
Low voltage panelboards and distribution boards, 1000 volts or less.....		335313-3	3.8	0.7	0.1	0.0	0.0	1.8	
Secondary products and miscellaneous receipts.....		335313-SM							
Relay and industrial control mfg.....	335314		10.8	1.3	0.0	0.3	2.1	4.7	
Primary products.....		335314-P	11.7	1.6	0.0	0.2	2.6	5.1	
Specific-purpose industrial controls.....		335314-C	—	2.3	0.0	0.6	3.1	0.2	
General-purpose industrial controls.....		335314-F	17.0	1.7	0.0	0.0	3.1	9.1	
Relays for electronic circuitry, industrial control overload and switchgear type.....		335314-1	1.5	0.0	0.0	0.0	0.0	0.5	
Parts for industrial controls and motor-control accessories.....		335314-7	7.0	0.7	0.0	0.7	1.1	0.9	
Secondary products and miscellaneous receipts.....		335314-SM							
Miscellaneous receipts.....		335314-M	5.6	0.0	0.0	0.8	0.0	2.0	
Other electrical equipment & component mfg.....	3359		22.1	1.3	2.4	1.5	0.2	1.9	
Battery mfg.....	33591		12.8	0.6	1.7	1.2	0.6	4.6	
Storage battery mfg.....	335911		12.7	-0.2	2.9	0.7	1.1	2.2	
Primary products.....		335911-P	12.9	-0.2	3.0	0.8	1.2	2.3	
Storage batteries, lead acid type, BCI dimensional size group 8D or smaller.....		335911-1	13.0	-0.6	4.5	0.1	0.4	3.7	
Storage batteries, lead acid type, larger than BCI dimensional size group 8D.....		335911-4	17.1	0.3	0.0	0.0	4.4	0.9	
Storage batteries (excluding lead acid).....		335911-8	6.4	1.1	0.0	7.4	0.0	-3.7	
Secondary products and miscellaneous receipts.....		335911-SM							
Secondary products.....		335911-S	10.7	0.0	0.0	1.8	1.8	1.4	
Primary battery mfg.....	335912		12.9	1.9	-0.1	1.8	-0.1	8.4	
Primary products.....		335912-P	13.0	1.9	-0.1	1.8	-0.1	8.4	
Primary batteries.....		335912-0	12.9	1.9	-0.1	1.8	-0.1	8.4	
Communication & energy wire & cable mfg.....	33592		30.2	0.8	4.4	0.9	-1.5	0.4	

See footnotes at end of table.

Table 12. Producer price index percentage changes for the net output of selected industries and their products, not seasonally adjusted — Continued
 [January 2022]

Title ¹	Industry code	Product code	Unadjusted 12-month percent change ²	Unadjusted 1-month percent change ²				
			Jan. 2021 to Jan. 2022 ^P	Aug. to Sept.	Sept. to Oct. ^P	Oct. to Nov. ^P	Nov. to Dec. ^P	Dec. to Jan. ^P
Fiber optic cable mfg.	335921		4.3	5.2	0.0	0.3	0.6	0.0
Primary products.		335921-P	4.4	5.6	0.0	0.3	0.7	0.0
Fiber optic cable, made from purchased fiber optic strand.		335921-0	4.4	5.6	0.0	0.3	0.7	0.0
Secondary products and miscellaneous receipts.		335921-SM						
Other communication and energy wire mfg.	335929		34.0	0.3	5.0	0.9	-1.7	0.4
Primary products.		335929-P	37.1	0.4	5.2	1.0	-1.9	0.2
Electronic wire and cable, made of nonferrous metals (purchased wire).		335929-A	12.2	0.3	-1.5	3.9	-4.6	0.7
Other insulated wire & cable, incl control & signal, made of nonferrous metals (purchased wire).		335929-F	14.7	-0.3	1.3	-1.6	-0.4	0.4
Power wire and cable, made from nonferrous metals (purchased wire).		335929-1	46.4	1.1	12.2	2.2	-0.3	-2.7
Secondary products and miscellaneous receipts.		335929-SM						
Wiring device mfg.	33593		27.0	2.0	1.6	1.3	1.9	1.9
Current-carrying wiring device mfg.	335931		10.3	0.8	0.6	0.5	0.9	0.8
Primary products.		335931-P	10.9	0.8	0.3	0.5	1.1	0.9
Current-carrying wiring devices n.e.c.		335931-A	14.1	1.5	1.2	1.0	3.6	2.2
Current-carrying switches for electrical circuitry (including vehicular switches).		335931-1	8.7	0.4	-0.4	0.0	0.0	0.2
Current-carrying wire connectors for electrical circuitry.		335931-9	10.4	0.5	0.4	0.6	0.0	0.5
Secondary products and miscellaneous receipts.		335931-SM						
Secondary products.		335931-S	8.8	1.7	1.0	0.2	0.0	-0.3
Noncurrent-carrying wiring device mfg.	335932		43.8	3.0	2.5	2.0	2.7	2.8
Primary products.		335932-P	49.9	3.4	2.9	2.3	2.8	3.3
Noncurrent-carrying electrical conduit and conduit fittings, incl. plastic conduit & fittings.		335932-4	77.4	3.6	4.8	4.2	2.7	2.8
Other noncurrent-carrying wiring devices and supplies (boxes, covers, bar hangers, etc.).		335932-6	-	0.0	2.1	0.9	0.1	-
Secondary products and miscellaneous receipts.		335932-SM						
All other electrical equipment & component mfg.	33599		17.0	1.8	1.3	2.8	0.1	1.5
Carbon and graphite product mfg.	335991		6.6	0.3	0.0	0.6	0.0	1.0
Primary products.		335991-P	7.4	0.3	0.0	0.6	0.0	1.1
Carbon and graphite products, including electrodes for electric arc furnaces.		335991-0	7.4	0.3	0.0	0.6	0.0	1.1
Secondary products and miscellaneous receipts.		335991-SM						
Miscellaneous receipts.		335991-M	-	0.0	0.0	0.0	0.0	-
Miscellaneous electrical equipment mfg.	335999		20.2	2.2	1.7	3.5	0.2	1.6
Primary products.		335999-P	19.9	1.7	1.9	3.9	0.2	1.8
Rectifying apparatus.		335999-3	11.4	0.0	0.4	0.0	0.0	0.0
All miscellaneous electrical equipment except rectifying apparatus.		335999-4	22.0	2.1	2.3	4.8	0.2	2.3
Secondary products and miscellaneous receipts.		335999-SM						
Secondary products.		335999-S	-	6.7	0.0	0.0	0.0	0.0
Transportation equipment manufacturing.	336		3.9	0.1	0.6	0.3	0.3	0.6
Motor vehicle manufacturing.	3361		2.5	0.0	0.8	0.1	0.1	0.2
Automobile and light truck manufacturing.	33611		2.6	0.0	0.9	0.1	0.1	0.1
Automobile, light truck and utility vehicle mfg.	336110		2.6	0.0	0.9	0.1	0.1	0.1
Primary products.		336110-P	2.6	0.0	0.8	0.1	0.0	0.1
Passenger cars and chassis.		336110-1	1.8	-0.3	0.9	0.3	-0.2	-0.1
Trucks, truck tractors, & bus chassis 14,000 lb or less, incl. minivans & suvs.		336110-2	3.1	0.2	0.7	0.0	0.1	0.3
Secondary products and miscellaneous receipts.		336110-SM						
Heavy duty truck manufacturing.	33612		1.4	0.0	0.1	0.2	0.0	0.5
Heavy duty truck mfg.	336120		1.5	0.0	0.1	0.2	0.0	0.5
Primary products.		336120-P	1.5	0.0	0.1	0.2	0.0	0.6
Trucks, truck tractors, and bus chassis (chassis of own manufacture) 14,001 to 33,000 lbs.		336120-1	2.3	0.0	0.6	1.5	0.0	0.0
Buses, including military and firefighting vehicles (chassis of own manufacture).		336120-3	4.8	0.0	0.0	0.0	0.0	2.9
Secondary products and miscellaneous receipts.		336120-SM						
Motor vehicle body and trailer manufacturing.	3362		20.6	1.4	3.3	1.4	1.8	2.9
Motor vehicle body and trailer manufacturing.	33621		20.6	1.4	3.3	1.4	1.8	2.9
Motor vehicle body mfg.	336211		11.2	0.5	1.0	0.1	0.3	3.4
Primary products.		336211-P	11.4	0.6	1.1	0.1	0.3	3.6
Other truck and vehicle bodies, sold separately.		336211-5	11.8	0.9	1.0	0.2	0.2	0.3
Dump truck bodies, for sale separately.		336211-5A	42.0	5.5	0.1	1.5	0.0	0.0
All other truck and vehicle bodies, sold separately.		336211-5B	7.8	0.0	0.4	0.0	0.0	0.4
Buses and firefighting vehicles, complete, produced on purchased chassis.		336211-7	1.2	0.0	0.0	0.0	0.0	0.0

See footnotes at end of table.

Table 12. Producer price index percentage changes for the net output of selected industries and their products, not seasonally adjusted — Continued
 [January 2022]

Title ¹	Industry code	Product code	Unadjusted 12-month percent change ²	Unadjusted 1-month percent change ²				
				Jan. 2021 to Jan. 2022 ^P	Aug. to Sept.	Sept. to Oct. ^P	Oct. to Nov. ^P	Nov. to Dec. ^P
Motor vehicle body mfg - Continued								
Other trucks and vehicles, complete, produced on purchased chassis.....		336211-9	8.9	0.9	1.5	0.1	0.8	2.7
Other trucks and vehicles, complete, produced on purchased chassis, except upfitting trucks.....		336211-91	9.4	1.1	1.9	0.1	1.0	3.4
Upfitting trucks, complete, produced on purchased chassis.....		336211-99	6.7	0.0	0.0	0.0	0.0	0.0
Secondary products and miscellaneous receipts.....		336211-SM						
Secondary products.....		336211-S	17.1	0.0	1.2	0.0	0.1	6.0
Truck trailer mfg.....	336212		29.4	0.9	6.8	1.7	3.8	3.1
Primary products.....		336212-P	29.8	0.8	7.1	1.6	3.9	3.1
Truck trailers and chassis, axle rating 10,000 lbs or more.....		336212-1	27.7	0.2	7.8	1.1	3.1	3.0
Truck trailers and chassis, axle rating less than 10,000 lbs.....		336212-3	-	5.4	1.9	5.5	9.8	4.0
Secondary products and miscellaneous receipts.....		336212-SM						
Secondary products.....		336212-S1	-	-	-	-	-	7.2
Motor home mfg.....	336213		4.3	0.5	0.1	0.0	1.8	0.2
Primary products.....		336213-P	4.0	0.4	0.1	0.0	1.6	0.2
Motor homes built on purchased chassis.....		336213-0	4.0	0.4	0.1	0.0	1.6	0.2
Secondary products and miscellaneous receipts.....		336213-SM1						
Travel trailer and camper mfg.....	336214		26.4	2.7	3.3	2.6	1.6	2.7
Primary products.....		336214-P	26.2	2.4	3.2	2.8	1.5	2.5
Travel trailers.....		336214-1	27.7	3.4	3.9	3.0	0.7	3.0
Conventional travel trailers.....		336214-19	27.5	3.1	3.3	3.4	0.1	3.1
Automobile and light truck trailers.....		336214-3	31.8	1.7	2.4	2.2	4.6	3.3
Camping trailers, campers, pick-up covers, and parts.....		336214-5	15.4	0.1	2.0	2.9	0.6	0.0
Other parts and components, excluding appliances and furnishings.....		336214-53	16.9	0.0	1.4	4.0	0.0	0.0
Truck campers, caps, box covers, and fold-down camping trailers.....		336214-56	13.0	0.3	3.1	1.2	1.6	0.0
Secondary products and miscellaneous receipts.....		336214-SM						
Secondary products.....		336214-S	9.0	2.7	0.9	0.7	0.3	1.2
Motor vehicle parts manufacturing.....	3363		5.8	0.1	0.5	0.7	0.3	0.7
Motor vehicle gasoline engine and parts mfg.....	33631		3.8	0.1	0.2	0.3	0.2	0.7
Motor vehicle gasoline engine and engine parts mfg.....	336310		3.8	0.1	0.2	0.3	0.2	0.7
Primary products.....		336310-P	3.7	0.1	0.2	0.2	0.2	0.8
Gasoline engines and engine parts (excluding carburetors).....		336310-2	3.6	0.1	0.2	0.2	0.1	0.9
Carburetors, pistons, piston rings, and valves.....		336310-3	4.4	0.1	0.5	0.1	0.9	0.4
Secondary products and miscellaneous receipts.....		336310-SM						
Miscellaneous receipts.....		336310-M1	3.3	0.0	0.1	0.0	1.7	0.0
Secondary products.....		336310-S	4.9	0.2	0.1	0.5	0.3	0.2
Motor vehicle electric equipment.....	33632		7.5	0.3	0.2	3.3	0.9	0.5
Motor vehicle electrical and electronic equipment mfg.....	336320		7.6	0.3	0.2	3.3	0.9	0.5
Primary products.....		336320-P	7.5	0.2	0.3	3.7	1.0	0.2
Vehicular lighting equipment.....		336320-1	1.0	-0.2	0.7	-0.1	0.2	0.5
Other motor vehicle electrical and electronic equipment.....		336320-2	9.0	0.3	0.2	4.5	1.1	0.1
Ignition harness and cable sets.....		336320-21	-	2.0	0.0	-	-	-
Battery charging alternators, generators, and regulators.....		336320-23	3.2	0.5	0.1	0.5	0.3	0.1
Parts for engine electrical and electronic equipment.....		336320-2A	1.5	0.4	1.1	0.0	0.0	0.0
All other miscellaneous non-engine electrical and electronic equipment.....		336320-2D	13.3	-0.5	0.1	9.9	2.2	-0.7
All other miscellaneous complete engine electrical equipment, including spark plugs.....		336320-2U	7.8	-0.6	0.6	0.0	0.6	2.6
Secondary products and miscellaneous receipts.....		336320-SM						
Miscellaneous receipts.....		336320-M	7.0	0.5	0.2	0.0	0.0	2.9
Secondary products.....		336320-S	5.9	1.4	0.0	0.5	0.3	1.6
Motor vehicle steering and suspension parts.....	33633		10.2	0.0	2.1	0.0	0.0	2.1
Motor vehicle steering and suspension components (except spring) manufacturing.....	336330		10.2	0.0	2.1	0.0	0.0	2.1
Primary products.....		336330-P	9.8	0.0	2.3	0.0	0.0	1.9
Motor vehicle steering and suspension components (excluding spring), new and rebuilt.....		336330-0	9.9	0.0	2.3	0.0	0.0	1.9
Secondary and miscellaneous receipts.....		336330-SM						
Motor vehicle brake system manufacturing.....	33634		11.5	0.0	-0.3	0.5	0.3	2.7
Motor vehicle brake system mfg.....	336340		11.4	0.0	-0.3	0.5	0.3	2.7
Primary products.....		336340-P	12.5	0.0	-0.3	0.5	0.3	2.7
Motor vehicle brake parts and assemblies, new.....		336340-1	13.4	0.0	-0.4	0.6	0.4	2.7
Motor vehicle drum brake assemblies and parts, new.....		336340-1E	13.1	-0.3	-2.3	1.1	1.9	0.6
Motor vehicle disc brake assemblies and parts, new.....		336340-1F	19.9	0.0	-1.5	0.0	0.0	6.2

See footnotes at end of table.

Table 12. Producer price index percentage changes for the net output of selected industries and their products, not seasonally adjusted — Continued
 [January 2022]

Title ¹	Industry code	Product code	Unadjusted 12-month percent change ²	Unadjusted 1-month percent change ²					
				Jan. 2021 to Jan. 2022 ^p	Aug. to Sept.	Sept. to Oct. ^p	Oct. to Nov. ^p	Nov. to Dec. ^p	Dec. to Jan. ^p
Motor vehicle brake system mfg - Continued									
Other motor vehicle brake parts and assemblies, new.....		336340-1G	7.6	0.0	1.7	0.9	0.0	0.3	
Secondary products and miscellaneous receipts.....		336340-SM							
Motor vehicle power train components mfg.....	33635		2.3	0.2	0.2	0.2	0.0	0.9	
Motor vehicle transmission and power train parts manufacturing.....	336350		2.2	0.2	0.2	0.2	0.0	0.9	
Primary products.....		336350-P	2.3	0.2	0.2	0.2	0.0	0.9	
Motor vehicle drive train components, excluding wheels and brakes, new.....		336350-2	2.2	0.2	0.2	0.2	0.0	0.9	
Motor vehicle transmissions (except auxiliary and parts), new.....		336350-20	2.8	0.0	0.0	0.4	0.0	1.7	
Parts for manual and automatic transmissions, new.....		336350-23	5.1	1.5	0.5	0.4	0.3	-0.1	
Other motor vehicle drive train components, except wheels and brakes, new.....		336350-25	2.0	0.4	0.7	0.0	-0.6	0.3	
Motor vehicle drive train components, rebuilt.....		336350-3	4.9	0.0	0.0	0.0	1.9	0.9	
Secondary products and miscellaneous receipts.....		336350-SM							
Secondary products.....		336350-S	0.8	0.0	0.3	0.0	-0.1	0.1	
Motor vehicle seating and interior trim mfg.....	33636		7.6	0.4	1.3	0.5	-0.2	0.0	
Motor vehicle seating and interior trim mfg.....	336360		7.6	0.4	1.3	0.5	-0.2	0.0	
Primary products.....		336360-P	7.4	0.2	1.1	0.4	-0.2	0.0	
Automobile trimmings.....		336360-1	-0.4	0.4	0.2	0.1	-0.9	0.0	
Seats for public conveyance and aircraft.....		336360-3	11.0	0.0	1.8	0.6	0.0	0.0	
Metal motor vehicle seat frames.....		336360-7	9.5	0.5	0.0	0.1	0.5	0.0	
Secondary products and miscellaneous receipts.....		336360-SM							
Secondary products.....		336360-S	30.7	14.0	2.5	1.4	0.2	1.5	
Motor vehicle metal stamping.....	33637		8.3	-0.7	0.8	1.1	0.9	0.3	
Motor vehicle metal stamping.....	336370		8.2	-0.7	0.8	1.1	0.9	0.3	
Primary products.....		336370-P	6.3	-0.2	1.2	1.2	0.9	1.1	
Automotive job stampings (truck, bus, and passenger car).....		336370-0	6.3	-0.2	1.2	1.2	0.9	1.1	
Secondary products and miscellaneous receipts.....		336370-SM							
Secondary products.....		336370-S	2.8	1.2	0.4	0.0	0.2	0.7	
Other motor vehicle parts manufacturing.....	33639		4.8	0.1	0.4	0.6	0.2	0.3	
Other motor vehicle parts mfg.....	336390		4.8	0.1	0.4	0.6	0.2	0.3	
Primary products.....		336390-P	4.4	0.1	0.2	0.6	0.2	0.3	
Filters, new, internal combustion engines and motor vehicles.....		336390-A	7.9	2.1	0.0	0.0	0.0	2.9	
Motor vehicle air-conditioning systems and compressors.....		336390-B	2.4	0.1	0.3	0.0	0.8	0.2	
All other motor vehicle parts and accessories, including trailer hitches.....		336390-8	1.1	0.0	0.0	0.5	0.0	-0.1	
Secondary products and miscellaneous receipts.....		336390-SM							
Miscellaneous receipts.....		336390-M	2.2	0.2	1.9	0.0	0.0	0.0	
Secondary products.....		336390-S	13.6	0.0	0.6	2.3	0.4	0.3	
Aerospace product and parts manufacturing.....	3364		1.8	0.1	0.1	0.1	0.3	0.6	
Aerospace product and parts manufacturing.....	33641		1.8	0.1	0.1	0.1	0.3	0.6	
Aircraft mfg.....	336411		1.4	0.1	0.1	0.1	0.2	0.4	
Primary products.....		336411-P	1.6	0.1	0.1	0.1	0.2	0.4	
Civilian aircraft.....		336411-3	2.8	0.2	0.2	0.2	0.4	0.7	
Military aircraft.....		336411-4	-0.2	0.0	0.0	0.0	0.0	0.0	
Modification, conversion, and overhaul of previously accepted aircraft.....		336411-5	-	0.0	0.0	0.0	0.0	0.0	
Secondary products and miscellaneous receipts.....		336411-SM							
Aircraft engine and engine parts mfg.....	336412		2.7	0.1	0.1	0.0	0.6	0.9	
Primary products.....		336412-P	1.1	0.0	0.0	0.0	0.4	0.2	
Aeronautical services on aircraft engines.....		336412-5	4.2	0.0	0.0	0.0	2.1	0.0	
Aircraft engine parts and accessories.....		336412-7	0.3	-0.1	0.0	0.0	-0.1	0.4	
Parts and accessories for military aircraft engines.....		336412-75	0.2	0.0	0.0	0.1	0.0	0.0	
Parts and accessories for civilian aircraft engines.....		336412-77	0.3	-0.1	0.0	0.0	-0.1	0.5	
Secondary products and miscellaneous receipts.....		336412-SM							
Secondary products.....		336412-S	7.2	1.5	1.5	0.0	0.0	0.8	
Other aircraft parts and equipment mfg.....	336413		2.0	0.1	0.3	0.1	0.2	0.9	
Primary products.....		336413-P	1.8	0.1	0.3	0.0	0.2	0.6	
Aircraft propellers and helicopter rotors.....		336413-1	0.0	0.0	0.0	0.0	0.0	0.0	
Aircraft parts and auxiliary equipment.....		336413-7	1.7	0.2	0.0	0.0	0.2	0.7	
Aircraft landing gear for civilian and military aircraft.....		336413-72	4.4	0.0	0.0	0.0	0.0	4.3	
Other aircraft subassemblies and parts for military aircraft.....		336413-73	2.6	0.4	0.0	0.0	0.0	0.6	
Other aircraft subassemblies and parts for civilian aircraft.....		336413-74	1.4	0.2	0.0	0.0	0.4	0.1	
Secondary products and miscellaneous receipts.....		336413-SM							
Secondary products.....		336413-S	3.7	0.0	0.0	1.0	0.0	2.7	

See footnotes at end of table.

Table 12. Producer price index percentage changes for the net output of selected industries and their products, not seasonally adjusted — Continued
[January 2022]

Title ¹	Industry code	Product code	Unadjusted 12-month percent change ²	Unadjusted 1-month percent change ²				
				Jan. 2021 to Jan. 2022 ^P	Aug. to Sept.	Sept. to Oct. ^P	Oct. to Nov. ^P	Nov. to Dec. ^P
Railroad rolling stock manufacturing.....	3365		3.5	0.2	0.2	0.4	0.9	1.4
Railroad rolling stock manufacturing.....	33651		3.5	0.2	0.2	0.4	0.9	1.4
Railroad rolling stock mfg.....	336510		3.5	0.2	0.2	0.4	0.9	1.4
Primary products.....		336510-P	3.3	0.1	0.2	0.5	0.6	1.4
Street, subway, trolley, and rapid transit cars, and railway maintenance equipment and parts.....		336510-5	6.7	0.2	0.8	1.9	0.6	1.4
Railway maintenance of way equipment & parts, parts for all railcars, & other railway vehicles.....		336510-54	7.0	0.2	0.9	1.5	0.7	1.6
Air brake and other brake equipment.....		336510-541	5.9	0.0	0.0	0.0	5.4	0.5
Railway maintenance of way & all other railroad and streetcar equipment, parts and accessories.....		336510-542	7.1	0.2	1.0	1.7	0.1	1.8
Secondary products and miscellaneous receipts.....		336510-SM						
Miscellaneous receipts.....		336510-M	6.1	0.3	0.0	0.0	4.1	1.2
Secondary products.....		336510-S1	—	4.5	0.0	0.2	1.3	—
Ship and boat building.....	3366		6.5	0.9	0.4	0.1	1.0	1.2
Ship and boat building.....	33661		6.5	0.9	0.4	0.1	1.0	1.2
Ship building and repairing.....	336611		5.5	1.1	0.2	0.1	1.1	1.2
Primary products.....		336611-P	5.2	1.1	0.2	0.1	1.1	1.1
Ship repair, nonmilitary.....		336611-A	10.2	3.0	0.0	0.0	2.7	0.0
Military self-propelled ships, new construction.....		336611-5	1.3	0.0	0.0	0.1	0.3	0.8
Ship repair, military.....		336611-8	1.6	0.6	0.0	0.0	0.4	0.0
Nonmilitary self-propelled ships, new construction.....		336611-9	9.2	0.9	2.8	0.0	0.2	1.3
Secondary products and miscellaneous receipts.....		336611-SM2						
Boat building.....	336612		9.9	0.2	1.0	0.4	0.6	1.3
Primary products.....		336612-P	9.5	0.2	0.9	0.4	0.7	1.2
Outboard motorboats, including commercial and military (except sailboats and lifeboats).....		336612-1	11.7	0.4	0.5	0.7	0.1	1.7
Outboard motorboats, wood or metal, incl. comm. and military (exc. sailboats and lifeboats).....		336612-11	13.3	0.9	0.9	0.5	0.2	1.7
Outboard motorboats, plastics/fiberglass, incl. comm. and mil. (exc. sailboats and lifeboats).....		336612-14	10.3	0.0	0.2	1.0	0.1	1.6
Inboard motorboats, including commercial and military (except sailboats and lifeboats).....		336612-3	8.4	0.1	2.1	0.0	0.0	1.6
Inboard cabin cruisers, including commercial and military (except sailboats and lifeboats).....		336612-31	6.8	0.1	2.0	0.0	0.0	0.0
Other inboard motorboats, including commercial and military (except sailboats and lifeboats).....		336612-32	9.9	0.0	2.1	0.1	0.0	3.0
Inboard-outdrive boats, including commercial and military (except sailboats and lifeboats).....		336612-5	8.0	-0.3	0.5	0.0	3.2	0.1
All other inboard-outdrive boats, incl. comm. and military (except sailboats and lifeboats).....		336612-52	7.7	-0.3	0.4	0.0	2.3	0.1
All other boats (excluding military and commercial).....		336612-8	2.0	0.4	0.7	0.0	0.0	0.0
Secondary products and miscellaneous receipts.....		336612-SM						
Miscellaneous receipts.....		336612-M	13.9	0.3	2.7	0.0	0.1	1.7
Other transportation equipment manufacturing.....	3369		2.1	0.1	0.8	0.3	0.0	0.2
Other transportation equipment manufacturing.....	33699		2.1	0.1	0.8	0.3	0.0	0.2
Motorcycle, bicycle, and parts mfg.....	336991		0.3	0.0	0.0	0.1	0.0	0.0
Primary products.....		336991-P	0.3	0.0	0.0	0.1	0.0	0.0
Motorcycles, including three-wheel motorbikes, motorscooters, mopeds, and parts.....		336991-3	0.0	0.0	0.0	0.0	0.0	0.0
Bicycles, including parts (excluding children's 2-wheel sidewalk cycles).....		336991-4	2.3	0.0	0.0	0.7	0.0	0.0
Cycles, all types, tubular construction.....		336991-42	1.7	0.0	0.0	1.4	0.0	0.0
Parts for bicycles, unicycles, and adult tricycles.....		336991-45	—	0.0	—	—	—	—
Secondary products and miscellaneous receipts.....		336991-SM						
Secondary products.....		336991-S	0.6	0.6	0.0	0.0	0.0	0.0
All other transportation equipment mfg.....	336999		3.5	0.1	1.4	0.4	0.1	0.3
Primary products.....		336999-P	3.3	0.1	1.5	0.4	0.1	0.3
All-terrain vehicles and parts.....		336999-4	3.5	0.0	2.4	0.1	0.0	0.2
All other miscellaneous transportation equipment.....		336999-6	5.1	0.5	0.3	1.1	0.3	0.9
Secondary products and miscellaneous receipts.....		336999-SM						
Miscellaneous receipts.....		336999-M	—	0.0	0.0	0.2	—	—
Secondary products.....		336999-S	10.0	0.0	1.5	5.0	0.0	0.0
Furniture & related product mfg.....	337		13.2	1.4	0.4	0.6	0.7	1.7
HH & institutional furniture & kitchen cabinet mfg.....	3371		14.2	1.2	0.5	1.1	1.0	1.8

See footnotes at end of table.

Table 12. Producer price index percentage changes for the net output of selected industries and their products, not seasonally adjusted — Continued
 [January 2022]

Title ¹	Industry code	Product code	Unadjusted 12-month percent change ²	Unadjusted 1-month percent change ²				
			Jan. 2021 to Jan. 2022 ^P	Aug. to Sept.	Sept. to Oct. ^P	Oct. to Nov. ^P	Nov. to Dec. ^P	Dec. to Jan. ^P
Wood kitchen cabinet & countertop mfg.	33711		9.0	0.5	0.5	0.2	0.7	2.8
Wood kitchen cabinet and countertop mfg.	337110		9.0	0.5	0.5	0.2	0.7	2.8
Primary products.		337110-P	8.8	0.7	0.5	0.0	0.8	2.8
Custom wood kitchen cabinets, bathroom vanities, and related cabinet sold directly to customers.		337110-H	6.3	1.4	0.0	0.0	0.0	1.3
Stock wood kitchen cabinets and related cabinetwork for permanent installation. ...		337110-1	5.0	0.5	0.0	0.0	2.1	0.0
Secondary products and miscellaneous receipts.		337110-SM						
Household & institutional furniture mfg.	33712		16.7	1.5	0.5	1.5	1.1	1.3
Upholstered household furniture mfg.	337121		21.5	0.6	0.6	3.2	0.1	1.7
Primary products.		337121-P	17.0	0.6	0.7	4.4	0.0	1.2
Upholstered household furniture, excl. dual-purpose sleep furniture.		337121-1	17.3	0.5	0.7	4.6	0.0	1.2
Upholstered household sofas, davenports, settees, and loveseats, except custom.		337121-11	18.8	0.6	0.7	5.1	0.0	1.2
Upholstered household sectional sofa pieces, except custom.		337121-12	13.5	0.1	0.5	4.3	0.0	1.3
Upholstered household rocking chairs, including swivel rockers, except custom.		337121-13	–	1.5	1.7	1.8	0.0	3.0
Other upholstered household furniture, including custom sold at retail.		337121-15	24.9	1.0	0.9	8.6	0.3	1.0
Dual-purpose sleep furniture incl. futon, conv. sofa, jackknife & chair beds, except custom.		337121-4	12.1	1.0	0.7	0.7	0.0	1.1
Secondary products and miscellaneous receipts.		337121-SM						
Miscellaneous receipts.		337121-M	38.8	0.0	0.0	0.0	0.0	0.0
Nonupholstered wood household furniture mfg.	337122		10.1	0.8	0.1	0.0	1.2	1.5
Primary products.		337122-P	10.2	1.0	0.8	0.0	1.4	1.1
Infants' and children's wood furniture, except custom.		337122-A	18.1	0.6	0.2	0.0	3.9	0.0
Custom nonupholstered wood household furniture sold direct, excl. kitchen cabinets and vanities.		337122-J	4.5	0.0	0.0	0.0	1.5	0.0
Wood household den, family room, library, and living room furniture, except custom.		337122-1	10.4	1.2	0.2	0.0	2.1	1.5
Wood dining room and kitchen furniture, excl. cabinets, except custom.		337122-4	9.0	0.7	1.8	0.0	0.3	2.1
Wood bedroom furniture, except custom.		337122-8	10.3	1.1	1.1	0.0	0.9	0.3
Secondary products and miscellaneous receipts.		337122-SM						
Secondary products.		337122-S	9.6	0.0	–	–	–	–
Metal household furniture mfg.	337124		20.0	7.0	0.1	-3.1	4.0	-0.8
Primary products.		337124-P	21.6	7.9	0.0	-4.1	4.6	-1.6
Metal dining room, and kitchen furniture, incl. padded and plain chairs and stools.		337124-1	31.4	23.9	-9.8	-13.2	9.1	-7.0
Metal outdoor and casual furniture, incl. beach, lawn, garden and porch.		337124-6	11.4	1.1	0.1	0.0	0.2	1.9
Other nonupholstered metal household furniture.		337124-8	23.3	0.0	10.4	0.6	4.7	0.0
Secondary products and miscellaneous receipts.		337124-SM						
Secondary products.		337124-S	12.2	-1.3	0.8	6.7	1.6	2.7
Household furniture, except wood or metal, mfg.	337125		2.6	0.0	0.3	0.0	0.2	0.8
Primary products.		337125-P	1.7	0.0	0.0	0.0	0.4	0.8
Nonupholstered household furniture (except wood and metal).		337125-0	1.7	0.0	0.0	0.0	0.4	0.8
Institutional furniture mfg.	337127		13.1	1.8	0.6	1.4	1.9	1.4
Primary products.		337127-P	13.1	1.9	0.6	1.6	1.7	1.3
Other institutional furniture.		337127-B	14.4	1.7	1.1	1.5	1.0	3.6
School furniture (except stone and concrete), excl. library furniture.		337127-1	4.6	1.2	0.8	0.5	2.1	0.3
Public building and related furniture, excl. bar, bowling, cafeteria, restaurant and school.		337127-5	12.7	1.7	0.0	3.2	1.1	0.1
Public furniture (bar, bowling center, cafeteria, and restaurant).		337127-8	21.5	3.1	0.5	0.0	3.4	0.2
Secondary products and miscellaneous receipts.		337127-SM						
Miscellaneous receipts.		337127-M	16.4	2.6	0.0	0.0	4.5	0.0
Secondary products.		337127-S	10.8	0.2	1.1	-0.2	2.2	4.7
Office furniture (including fixtures) mfg.	3372		13.2	1.7	0.5	0.3	0.6	1.7
Office furniture (including fixtures) mfg.	33721		13.2	1.7	0.5	0.3	0.6	1.7
Wood office furniture mfg.	337211		6.2	0.8	1.3	-0.1	0.7	1.4
Primary products.		337211-P	5.6	0.3	1.3	-0.1	0.8	1.1
Wood office furniture panel systems, desking systems, and other wood office furniture.		337211-A	1.1	0.2	0.2	0.1	0.7	0.0
Wood office seating, including upholstered.		337211-1	9.8	0.5	0.8	0.1	0.4	3.5
Wood office desks and desk extensions.		337211-4	5.3	0.3	2.6	-0.7	1.2	0.0
Wood office files, storage units, and tables.		337211-7	3.7	0.3	1.4	0.1	0.9	0.1
Secondary products and miscellaneous receipts.		337211-SM						
Secondary products.		337211-S	10.7	4.4	1.2	0.0	0.1	3.1

See footnotes at end of table.

Table 12. Producer price index percentage changes for the net output of selected industries and their products, not seasonally adjusted — Continued
[January 2022]

Title ¹	Industry code	Product code	Unadjusted 12-month percent change ²	Unadjusted 1-month percent change ²				
			Jan. 2021 to Jan. 2022 ^P	Aug. to Sept.	Sept. to Oct. ^P	Oct. to Nov. ^P	Nov. to Dec. ^P	Dec. to Jan. ^P
Custom architectural woodwork and millwork.....	337212		11.5	2.1	1.3	0.2	0.0	0.1
Primary products.....		337212-P	11.0	1.9	0.8	0.2	0.0	0.0
Custom architectural woodwork, millwork, and fixtures.....		337212-0	11.0	1.9	0.8	0.2	0.0	0.0
Secondary products and miscellaneous receipts.....		337212-SM						
Office furniture, except wood, mfg.....	337214		8.9	0.2	-1.3	1.4	0.0	4.5
Primary products.....		337214-P	8.3	0.2	-1.5	1.7	-0.7	4.9
Office seating, including upholstered, except wood.....		337214-1	1.4	1.8	-6.0	6.2	-1.3	5.6
Office files, storage units, and tables, except wood.....		337214-7	8.8	-0.9	1.4	1.8	0.4	1.0
Secondary products and miscellaneous receipts.....		337214-SM						
Showcases, partitions, shelving, and lockers mfg.....	337215		23.3	3.6	1.5	-0.6	1.6	-0.1
Primary products.....		337215-P	25.1	3.9	1.4	-0.5	1.6	-0.4
Storage racks and accessories, except wood.....		337215-E	48.8	0.0	5.5	0.0	0.0	1.2
Fixtures (bank, office, and store), except wood.....		337215-G	10.2	1.1	-1.3	-0.1	9.9	-4.4
Wood furniture dimensions and nonwood furniture parts and frames.....		337215-L	-	-0.3	6.9	-0.3	1.8	-
Secondary products and miscellaneous receipts.....		337215-SM						
Other furniture related product mfg.....	3379		10.6	1.8	0.2	-0.8	0.0	1.3
Mattress mfg.....	33791		9.4	2.1	0.2	-1.0	0.1	0.3
Mattress mfg.....	337910		9.3	2.1	0.2	-1.0	0.1	0.3
Primary products.....		337910-P	9.0	2.1	0.2	-1.1	0.1	0.3
Mattress and foundation sets.....		337910-E	2.9	-0.4	0.0	-2.9	0.0	0.1
Innerspring mattresses, excluding crib-size.....		337910-1	15.2	2.9	0.9	0.2	0.0	1.0
Other mattresses, including crib, foam, waterbed mattresses and mattress inserts.....		337910-4	6.2	3.5	-0.1	0.3	0.0	-0.3
Foundations, excl. innerspring units, hybrid-type flotation, ensembles, and adjustable units.....		337910-7	-	6.6	-0.1	-1.1	0.4	0.0
Secondary products and miscellaneous receipts.....		337910-SM						
Secondary products.....		337910-S	18.3	3.4	0.1	0.0	0.0	0.0
Blind & shade mfg.....	33792		16.7	0.0	0.0	0.0	0.0	6.2
Blind and shade mfg.....	337920		16.7	0.0	0.0	0.0	0.0	6.2
Primary products.....		337920-P	20.0	0.0	0.0	0.0	0.0	7.8
Window shades and window shade accessories and rollers.....		337920-2	-	0.0	0.0	0.0	0.0	-
Secondary products and miscellaneous receipts.....		337920-SM						
Miscellaneous mfg.....	339		4.4	-0.1	0.4	0.4	0.2	1.9
Medical equipment & supplies mfg.....	3391		2.7	-0.5	0.2	0.3	0.0	1.6
Medical equipment & supplies mfg.....	33911		2.7	-0.5	0.2	0.3	0.0	1.6
Surgical and medical instrument mfg.....	339112		2.4	-0.1	0.2	0.3	0.0	1.4
Primary products.....		339112-P	2.4	-0.2	0.1	0.3	0.0	1.2
Surgical and medical instruments.....		339112-0	2.4	-0.2	0.1	0.3	0.0	1.2
Surgical and orthopedic instruments.....		339112-01	0.4	-0.1	0.0	0.2	0.0	0.2
Surgical and medical catheters.....		339112-05	1.9	-	-	0.7	0.0	0.0
Other surgical and medical apparatus and instruments, excluding parts.....		339112-06	3.9	-0.1	-0.6	0.3	0.0	4.2
Parts for surgical and medical apparatus and instruments.....		339112-09	0.2	0.0	0.0	0.0	0.0	0.3
Secondary products and miscellaneous receipts.....		339112-SM						
Secondary products.....		339112-S	-	0.1	-	-	-	-
Surgical appliance and supplies mfg.....	339113		3.7	0.1	0.2	0.4	0.0	2.2
Primary products.....		339113-P	3.9	0.2	0.2	0.4	0.1	1.9
Medical and surgical appliances and supplies, incl. orthopedic, prosthetic, and therapeutic.....		339113-2	4.0	0.2	0.3	-0.1	0.1	2.2
Other orthopedic and prosthetic appliances.....		339113-22	2.1	0.6	0.0	0.0	0.0	0.0
Other medical and surgical appliances and supplies.....		339113-27	4.4	0.1	0.4	-0.2	0.1	2.8
Hospital beds and specialized hospital furniture.....		339113-4	3.6	0.2	0.0	0.9	0.0	0.9
Personal industrial and nonindustrial safety equipment and clothing.....		339113-6	3.9	0.0	0.0	3.0	0.0	0.6
Secondary products and miscellaneous receipts.....		339113-SM						
Miscellaneous receipts.....		339113-M	3.9	0.0	0.0	0.7	0.0	4.7
Secondary products.....		339113-S	-0.1	0.0	0.0	0.0	0.0	0.1
Dental equipment and supplies mfg.....	339114		-2.8	-6.0	0.9	0.0	0.0	-0.4
Primary products.....		339114-P	-3.2	-6.7	1.0	0.0	0.0	-0.6
Dental professional equipment and supplies.....		339114-1	1.1	0.0	0.4	0.0	0.0	-0.6
Professional dental equipment.....		339114-11	5.4	0.0	0.3	0.0	0.0	2.2
Professional dental supplies.....		339114-12	-2.1	0.0	0.4	0.0	0.0	-2.7
Secondary products and miscellaneous receipts.....		339114-SM						
Miscellaneous receipts.....		339114-M	0.9	0.0	0.3	0.0	0.0	0.5

See footnotes at end of table.

Table 12. Producer price index percentage changes for the net output of selected industries and their products, not seasonally adjusted — Continued
[January 2022]

Title ¹	Industry code	Product code	Unadjusted 12-month percent change ²	Unadjusted 1-month percent change ²				
			Jan. 2021 to Jan. 2022 ^P	Aug. to Sept.	Sept. to Oct. ^P	Oct. to Nov. ^P	Nov. to Dec. ^P	Dec. to Jan. ^P
Ophthalmic goods mfg.	339115		3.7	0.1	0.0	0.0	0.0	1.0
Primary products.		339115-P	3.9	0.1	0.0	0.0	0.0	1.0
Ophthalmic goods, other types, including prescription ground eyeglass lenses.		339115-B	—	0.4	0.0	0.0	0.0	—
Ophthalmic fronts, temples, and focal and contact lenses.		339115-9	3.7	0.0	0.0	0.0	0.0	1.0
Secondary products and miscellaneous receipts.		339115-SM						
Other miscellaneous mfg.	3399		6.8	0.3	0.6	0.5	0.4	2.3
Jewelry & silverware mfg.	33991		1.8	1.1	-0.6	1.0	-0.5	0.5
Jewelry and silverware mfg.	339910		1.8	1.1	-0.6	1.0	-0.5	0.5
Primary products.		339910-P	1.4	1.2	-0.7	1.1	-0.6	0.5
Jewelry, gold and platinum.		339910-1	0.0	0.4	0.0	1.4	-0.8	0.8
Costume jewelry and novelties.		339910-4	1.7	0.0	0.0	0.8	0.0	0.0
All other jewelry and personal goods (excluding costume).		339910-8	7.6	0.1	1.3	1.2	-0.7	0.4
Secondary products and miscellaneous receipts.		339910-SM						
Miscellaneous receipts.		339910-M	3.5	0.1	0.0	0.4	-0.1	0.1
Sporting & athletic goods mfg.	33992		6.0	0.7	0.2	0.0	0.1	2.5
Sporting and athletic goods mfg.	339920		5.9	0.7	0.2	0.0	0.1	2.5
Primary products.		339920-P	10.3	0.5	0.2	0.0	0.1	3.1
Other sporting and athletic goods.		339920-A	11.7	0.0	0.4	0.0	0.0	5.4
Golf equipment, excluding apparel and shoes.		339920-4	3.1	1.6	-0.2	0.0	0.0	-0.2
Playground equipment.		339920-5	25.5	0.0	1.3	0.0	1.0	1.9
Gymnasium and exercise equipment.		339920-7	12.5	0.0	0.0	0.0	0.0	5.9
Secondary products and miscellaneous receipts.		339920-SM						
Miscellaneous receipts.		339920-M	-10.6	1.5	0.0	0.0	0.0	0.0
Secondary products.		339920-S	23.2	0.4	2.0	0.0	0.0	2.3
Doll, toy & game mfg.	33993		13.8	0.1	1.1	1.2	0.7	3.1
Doll, toy, and game mfg.	339930		13.8	0.1	1.1	1.2	0.7	3.1
Primary products.		339930-P	10.5	0.0	0.1	1.3	0.0	4.2
Models (operating & static), craft kits/supply, natural science kits, & collectors' miniatures.		339930-6	15.1	0.0	0.5	0.0	0.0	6.2
Other nonelectronic toys, including parts.		339930-8	14.4	0.0	0.0	2.1	0.0	5.7
Secondary products and miscellaneous receipts.		339930-SM						
Office supplies (exc paper) mfg.	33994		7.2	0.0	1.4	0.0	4.0	0.2
Office supplies, except paper, mfg.	339940		7.2	0.0	1.4	0.0	4.0	0.2
Primary products.		339940-P	8.0	0.0	1.7	0.0	4.3	0.3
Pens, mechanical pencils, markers, and associated parts.		339940-1	1.2	0.0	0.0	0.0	0.0	0.0
Lead pencils, art goods, office supplies & small office equipment, excluding paper.		339940-2	14.5	0.0	0.0	0.0	11.2	0.0
Marking devices.		339940-3	7.6	0.0	7.2	0.0	0.0	0.0
Secondary products and miscellaneous receipts.		339940-SM						
Miscellaneous receipts.		339940-M	0.6	0.0	0.6	0.0	0.0	0.0
Secondary Products.		339940-S	—	0.0	0.0	0.0	—	—
Sign mfg.	33995		9.5	-0.3	0.7	0.9	0.6	3.7
Sign mfg.	339950		9.5	-0.3	0.7	0.9	0.6	3.7
Primary products.		339950-P	11.0	-0.4	0.8	1.2	0.8	3.5
Electric signs and displays, including trade show exhibits.		339950-1	8.0	-0.6	1.3	1.1	0.0	3.7
Nonelectric signs and displays, including trade show exhibits.		339950-4	13.4	-0.2	0.5	1.2	1.4	3.3
Secondary products and miscellaneous receipts.		339950-SM						
All other misc mfg.	33999		6.9	0.2	0.9	0.4	0.3	2.4
Gasket, packing, and sealing device mfg.	339991		8.2	0.2	0.2	0.2	0.8	2.3
Primary products.		339991-P	8.6	0.2	0.1	0.1	0.8	2.5
Compression packing.		339991-1	24.2	0.0	-3.5	0.0	11.5	-2.5
Molded packing and seals.		339991-2	4.2	0.3	0.3	0.1	0.0	1.3
Nonmetallic gaskets and gasketing.		339991-3	15.4	0.3	2.6	0.4	2.0	4.5
Metallic gaskets and machined seals.		339991-7	3.4	0.0	0.0	0.0	-1.7	2.5
Rotary oil seals.		339991-9	15.9	0.3	0.0	0.0	0.0	1.3
Secondary products and miscellaneous receipts.		339991-SM						
Miscellaneous receipts.		339991-M	5.7	0.0	2.5	0.2	1.1	1.0
Secondary products.		339991-S	6.2	1.1	-1.2	1.0	0.1	1.8
Musical instrument mfg.	339992		7.6	0.0	1.9	0.7	0.0	2.1
Primary products.		339992-P	7.6	0.0	2.0	0.8	0.0	2.3

See footnotes at end of table.

Table 12. Producer price index percentage changes for the net output of selected industries and their products, not seasonally adjusted — Continued
[January 2022]

Title ¹	Industry code	Product code	Unadjusted 12-month percent change ²	Unadjusted 1-month percent change ²				
				Jan. 2021 to Jan. 2022 ^P	Aug. to Sept.	Sept. to Oct. ^P	Oct. to Nov. ^P	Nov. to Dec. ^P
Musical instrument mfg - Continued								
Nonelectronic pianos, organs, and nonelectronic pianos and organ parts, excluding benches.....		339992-A	—	0.0	0.0	0.0	0.0	—
Other musical instruments and parts.....		339992-7	6.4	0.0	2.4	0.9	0.0	0.9
Other electronic musical instruments, excluding electronic organs.....		339992-71	9.3	0.0	0.0	2.4	0.0	1.6
Other nonelectronic musical instruments.....		339992-72	—	0.0	0.3	1.0	0.0	—
Parts and accessories for other musical instruments, sold separately, excl. benches & cases.....		339992-73	7.2	0.0	5.1	0.2	—	—
Secondary products and miscellaneous receipts.....		339992-SM						
Miscellaneous receipts.....		339992-M	6.8	0.0	0.0	0.0	0.0	0.0
Fastener, button, needle, and pin mfg.....	339993		9.8	0.7	6.5	0.0	0.3	0.0
Primary products.....		339993-P	9.1	0.8	5.6	0.0	0.3	0.0
Fasteners, zippers, buttons, needles, pins, and buckles (except precious metal) ...		339993-0	9.1	0.8	5.6	0.0	0.3	0.0
Secondary products and miscellaneous receipts.....		339993-SM						
Broom, brush, and mop mfg.....	339994		5.7	0.4	0.7	0.1	0.0	0.4
Primary products.....		339994-P	4.3	0.6	0.8	0.1	0.0	0.3
Brooms, mops and dusters.....		339994-1	5.7	0.8	1.0	0.0	0.0	0.0
Mops and dusters, including refills.....		339994-13	4.6	0.8	0.5	0.0	0.0	0.0
Paint and varnish brushes, paint holders, pads, roller frames and rollers.....		339994-3	3.3	0.0	3.3	0.0	0.0	0.0
Paint and varnish brushes.....		339994-31	3.0	0.0	3.0	0.0	0.0	0.0
Paint holders, pads, roller frames and rollers.....		339994-32	3.4	0.0	3.4	0.0	0.0	0.0
Other types of brushes.....		339994-5	3.8	0.6	0.2	0.2	0.0	0.6
Personal brushes.....		339994-51	1.7	0.0	0.1	0.0	0.0	0.3
All other types of brushes, except personal.....		339994-52	6.6	1.4	0.3	0.4	0.0	1.0
Secondary and miscellaneous receipts.....		339994-SM						
Burial casket mfg.....	339995		8.8	0.1	2.2	0.1	3.3	0.0
Primary products.....		339995-P	9.1	0.1	2.3	0.0	3.5	0.0
Metal burial caskets and coffins, completely lined and trimmed, adult sizes only. ...		339995-1	5.9	0.2	0.0	0.0	3.3	0.0
Other burial caskets and coffins, including burial boxes and vaults (except concrete and stone).....		339995-5	21.5	0.0	0.0	0.0	11.7	0.0
Secondary products and miscellaneous receipts.....		339995-SM						
Secondary products.....		339995-S1	—	0.0	—	—	—	—
All other miscellaneous mfg.....	339999		6.0	0.2	0.7	0.6	0.0	3.2
Primary products.....		339999-P	4.3	0.2	0.4	0.7	0.0	1.8
Mirror and picture frames and framed pictures.....		339999-E	3.6	0.0	0.6	0.0	0.0	0.0
All other miscellaneous fabricated products, incl. fire extinguishers and umbrellas.....		339999-L	3.7	0.4	-0.3	1.4	-0.1	0.1
Candles, including tapers.....		339999-5	10.6	0.0	3.1	0.0	0.0	7.3
Secondary products and miscellaneous receipts.....		339999-SM						
Secondary products.....		339999-S	7.9	0.0	0.3	0.0	0.3	5.1
Services industries								
Merchant wholesalers, durable goods.....	423		12.2	-0.7	1.2	0.0	-0.7	0.0
Motor vehicle and parts merchant wholesalers.....	4231		20.5	-4.0	5.6	-2.9	-0.7	0.4
Motor vehicle and parts merchant wholesalers.....	42310		20.5	-4.0	5.6	-2.9	-0.7	0.4
Motor vehicle and parts merchant wholesalers.....	423100		20.4	-4.0	5.6	-2.9	-0.7	0.4
Primary services.....		423100-P	21.7	-4.3	6.1	-3.1	-0.7	0.4
Motor vehicle and parts wholesaler services.....		423100-1	21.7	-4.3	6.1	-3.1	-0.7	0.4
Furniture and home furnishing merchant wholesalers.....	4232		25.7	2.3	3.0	-4.9	6.0	1.8
Furniture and home furnishing merchant wholesalers.....	42320		25.7	2.3	3.0	-4.9	6.0	1.8
Furniture and home furnishing merchant wholesalers.....	423200		25.7	2.3	3.0	-4.9	6.1	1.8
Primary services.....		423200-P	25.2	2.6	2.8	-5.2	6.4	1.6
Furniture and home furnishing wholesaler services.....		423200-1	25.2	2.6	2.8	-5.2	6.4	1.6
Lumber and other construction materials merchant wholesalers.....	4233		44.9	-1.2	6.0	0.7	0.6	1.3
Lumber and other construction materials merchant wholesalers.....	42330		44.9	-1.2	6.0	0.7	0.6	1.3
Lumber and other construction materials merchant wholesalers.....	423300		44.8	-1.2	6.0	0.7	0.6	1.3
Primary services.....		423300-P	45.5	-1.4	6.2	0.4	0.5	1.3
Lumber and other construction material wholesaler services.....		423300-1	45.5	-1.4	6.2	0.4	0.5	1.3
Professional and commercial equipment and supplies merchant wholesalers.....	4234		4.1	1.5	1.4	2.1	-2.8	-1.5
Professional and commercial equipment and supplies merchant wholesalers.....	42340		4.1	1.5	1.4	2.1	-2.8	-1.5
Professional and commercial equipment and supplies merchant wholesalers.....	423400		4.1	1.4	1.5	2.1	-2.9	-1.5

See footnotes at end of table.

Table 12. Producer price index percentage changes for the net output of selected industries and their products, not seasonally adjusted — Continued
 [January 2022]

Title ¹	Industry code	Product code	Unadjusted 12-month percent change ²	Unadjusted 1-month percent change ²					
			Jan. 2021 to Jan. 2022 ^p	Aug. to Sept.	Sept. to Oct. ^p	Oct. to Nov. ^p	Nov. to Dec. ^p	Dec. to Jan. ^p	
Professional and commercial equipment and supplies merchant wholesalers - Continued									
Primary services.....		423400-P	4.0	-0.2	3.2	2.4	-4.0	-1.2	
Professional and commercial equipment and supplies wholesaler services.....		423400-1	4.0	-0.2	3.2	2.4	-4.0	-1.2	
Other receipts.....		423400-SM	-	8.7	-5.7	0.8	2.5	-2.5	
Metal and mineral (except petroleum) merchant wholesalers.....	4235		14.0	-0.7	-5.3	-5.5	-0.3	-1.4	
Metal and mineral (except petroleum) merchant wholesalers.....	42350		14.0	-0.7	-5.3	-5.5	-0.3	-1.4	
Metal and mineral (except petroleum) merchant wholesalers.....	423500		14.0	-0.6	-5.4	-5.5	-0.3	-1.4	
Primary services.....		423500-P	14.9	-0.4	-5.7	-6.2	-0.3	-0.8	
Metals and minerals wholesaler services.....		423500-1	14.9	-0.4	-5.7	-6.2	-0.3	-0.8	
Household appliances and electrical and electronic goods merchant wholesalers.....	4236		11.4	-3.7	-0.9	3.5	-1.7	0.7	
Household appliances and electrical and electronic goods merchant wholesalers.....	42360		11.4	-3.7	-0.9	3.5	-1.7	0.7	
Household appliances and electrical and electronic goods merchant wholesalers.....	423600		11.3	-3.7	-0.9	3.5	-1.6	0.7	
Primary services.....		423600-P	12.5	-4.1	-0.9	3.8	-1.8	0.7	
Household appliances, electrical, and electronics wholesaler services.....		423600-1	12.5	-4.1	-0.9	3.8	-1.8	0.7	
Hardware, plumbing and heating equipment and supplies merchant wholesalers.....	4237		20.8	0.8	3.1	2.4	0.0	-1.9	
Hardware, plumbing and heating equipment and supplies merchant wholesalers.....	42370		20.8	0.8	3.1	2.4	0.0	-1.9	
Hardware, plumbing, and heating equipment and supplies merchant wholesalers.....	423700		20.9	0.8	3.1	2.5	0.0	-1.9	
Primary services.....		423700-P	18.1	0.7	3.4	1.3	-0.2	-2.6	
Hardware, plumbing, and heating equipment and supplies wholesaler services.....		423700-1	18.1	0.7	3.4	1.3	-0.2	-2.6	
Machinery, equipment, and supplies merchant wholesalers.....	4238		6.1	1.8	0.1	-0.2	1.6	0.8	
Machinery, equipment, and supplies merchant wholesalers.....	42380		6.1	1.8	0.1	-0.2	1.6	0.8	
Machinery and supply merchant wholesalers.....	423800		6.3	1.8	0.1	-0.2	1.7	0.8	
Primary services.....		423800-P	6.8	2.0	0.2	-0.4	2.0	0.6	
Machinery and supply wholesaler services.....		423800-1	6.8	2.0	0.2	-0.4	2.0	0.6	
Other receipts.....		423800-SM	3.3	1.2	-0.2	0.5	0.0	1.7	
Miscellaneous durable goods merchant wholesalers (except materials recyclers).....	4239		4.9	0.4	2.2	-1.4	-3.0	0.4	
Miscellaneous durable goods merchant wholesalers (except materials recyclers).....	42390		4.9	0.4	2.2	-1.4	-3.0	0.4	
Miscellaneous durable goods, except recyclable material, merchant wholesalers.....	423900		4.9	0.4	2.2	-1.4	-3.0	0.4	
Primary services.....		423900-P	4.8	0.4	2.3	-1.4	-3.1	0.4	
Miscellaneous durable goods wholesaler services.....		423900-1	4.8	0.4	2.3	-1.4	-3.1	0.4	
Merchant wholesalers, nondurable goods.....	424		8.3	-2.7	0.1	0.2	0.0	0.2	
Paper and paper product merchant wholesalers.....	4241		14.0	5.5	2.2	-2.5	0.9	1.8	
Paper and paper product merchant wholesalers.....	42410		14.0	5.5	2.2	-2.5	0.9	1.8	
Paper and paper product merchant wholesalers.....	424100		14.0	5.5	2.2	-2.5	0.9	1.8	
Primary services.....		424100-P	13.0	5.5	2.2	-2.6	0.8	1.8	
Paper wholesaler services.....		424100-1	13.0	5.5	2.2	-2.6	0.8	1.8	
Wholesaling of paper and paper products.....		424100-11	14.9	4.5	2.4	-2.4	0.6	2.2	
Wholesaling of all other goods, except paper and paper products.....		424100-12	-0.1	14.7	0.8	-3.6	1.9	-1.5	
Drugs and druggists' sundries merchant wholesalers.....	4242		3.2	-4.2	0.1	-2.7	2.8	-4.3	
Drugs and druggists' sundries merchant wholesalers.....	42420		3.2	-4.2	0.1	-2.7	2.8	-4.3	
Drugs and druggists' sundries merchant wholesalers.....	424200		3.2	-4.2	0.1	-2.7	2.8	-4.3	
Primary products.....		424200-P	3.2	-4.2	0.1	-2.7	2.8	-4.3	
Wholesaling of pharmaceuticals.....		424200-1	3.6	-4.9	0.1	-3.2	3.2	-5.1	
Wholesaling of all other goods, except pharmaceuticals.....		424200-2	1.3	0.0	-0.1	0.0	0.6	0.0	
Apparel and piece goods merchant wholesalers.....	4243		-6.6	2.2	-2.3	1.6	-1.8	0.5	
Apparel and piece goods merchant wholesalers.....	42430		-6.6	2.2	-2.3	1.6	-1.8	0.5	
Apparel and piece goods merchant wholesalers.....	424300		-6.6	2.2	-2.3	1.6	-1.8	0.5	
Primary services.....		424300-P	-6.6	2.2	-2.3	1.6	-1.8	0.5	
Apparel wholesaler services.....		424300-1	-6.6	2.2	-2.3	1.6	-1.8	0.5	
Wholesaling of apparel.....		424300-11	0.0	4.8	-4.1	7.4	-4.0	3.3	
Grocery and related product merchant wholesalers.....	4244		5.8	1.6	4.9	-3.0	0.1	0.6	
Grocery and related product merchant wholesalers.....	42440		5.8	1.6	4.9	-3.0	0.1	0.6	
Grocery and related product merchant wholesalers.....	424400		5.8	1.6	4.9	-3.0	0.1	0.6	
Primary services.....		424400-P	5.8	1.6	5.0	-3.0	0.1	0.6	

See footnotes at end of table.

Table 12. Producer price index percentage changes for the net output of selected industries and their products, not seasonally adjusted — Continued
 [January 2022]

Title ¹	Industry code	Product code	Unadjusted 12-month percent change ²	Unadjusted 1-month percent change ²				
			Jan. 2021 to Jan. 2022 ^P	Aug. to Sept.	Sept. to Oct. ^P	Oct. to Nov. ^P	Nov. to Dec. ^P	Dec. to Jan. ^P
Grocery and related product merchant wholesalers - Continued								
Grocery and related product wholesaler services.....		424400-1	5.8	1.6	5.0	-3.0	0.1	0.6
Wholesaling of fresh meat, seafood, dairy, and fruits and vegetables.....		424400-11	1.8	3.2	2.2	-2.0	2.7	-0.9
Wholesaling of packaged frozen and canned foods.....		424400-12	7.5	0.7	5.5	0.4	1.7	-0.5
Wholesaling of baked goods, non-alcoholic beverages, and all other groceries.....		424400-13	7.5	0.8	6.1	-6.4	-0.7	2.0
Wholesaling of all other goods, except groceries.....		424400-14	11.8	1.1	10.3	0.9	-11.4	4.5
Chemicals and allied products merchant wholesalers.....	4246		24.1	1.2	1.9	5.7	-2.4	2.2
Chemicals and allied products merchant wholesalers.....	42460		24.1	1.2	1.9	5.7	-2.4	2.2
Chemicals and allied products merchant wholesalers.....	424600		24.1	1.2	1.9	5.7	-2.4	2.2
Primary products.....		424600-P	24.2	1.2	1.9	5.8	-2.5	2.1
Wholesaling of chemicals, plastics, and allied products.....		424600-1	25.3	1.4	2.0	6.0	-2.6	2.2
Wholesaling of all other goods, except chemicals, plastics, and allied products.....		424600-2	6.8	-2.4	1.2	2.2	-1.0	0.1
Petroleum and petroleum products merchant wholesalers.....	4247		14.0	-16.5	-6.2	4.2	-0.3	1.4
Petroleum and petroleum products merchant wholesalers.....	42470		14.0	-16.5	-6.2	4.2	-0.3	1.4
Petroleum and petroleum products merchant wholesalers.....	424700		14.0	-16.5	-6.2	4.2	-0.3	1.4
Primary products.....		424700-P	14.3	-17.1	-6.6	4.3	-0.4	1.4
Wholesaling of petroleum products.....		424700-1	14.4	-17.6	-6.8	4.5	-0.6	1.5
Wholesaling of all other goods, except petroleum products.....		424700-2	9.1	6.6	0.3	-1.1	4.4	-1.1
Other receipts.....		424700-SM	9.3	0.0	1.9	3.0	1.2	0.4
Beer, wine, and distilled alcoholic beverage merchant wholesalers.....	4248		6.9	1.2	-0.3	1.5	1.4	0.3
Beer, wine, and distilled alcoholic beverage merchant wholesalers.....	42480		6.9	1.2	-0.3	1.5	1.4	0.3
Beer, wine, and distilled alcoholic beverage merchant wholesalers.....	424800		6.9	1.2	-0.3	1.5	1.4	0.3
Primary services.....		424800-P	6.9	1.2	-0.3	1.5	1.4	0.3
Alcoholic beverage wholesaler services.....		424800-1	6.9	1.2	-0.3	1.5	1.4	0.3
Wholesaling of beer, wine, and distilled alcoholic beverages.....		424800-11	7.2	1.2	-0.3	1.6	1.3	0.3
Wholesaling of all other goods, except alcoholic beverages.....		424800-12	-4.2	3.5	-1.2	-2.4	4.1	-0.1
Miscellaneous nondurable goods merchant wholesalers.....	4249		11.8	0.6	-1.1	1.4	-2.4	2.9
Miscellaneous nondurable goods merchant wholesalers.....	42490		11.8	0.6	-1.1	1.4	-2.4	2.9
Miscellaneous nondurable goods merchant wholesalers.....	424900		11.8	0.6	-1.1	1.4	-2.4	2.9
Primary services.....		424900-P	12.2	0.6	-1.2	1.7	-2.5	2.9
Miscellaneous nondurable good wholesaler services.....		424900-1	12.2	0.6	-1.2	1.7	-2.5	2.9
Material recyclers.....	429930		10.9	-3.4	0.8	3.9	-3.8	-4.3
Primary products.....		429930-P	10.8	-3.4	0.8	4.0	-3.8	-4.6
Ferrous metal scrap.....		429930-1	-0.1	-4.5	-0.4	9.0	-1.9	-11.0
Carbon steel scrap.....		429930-11	-2.4	-4.9	-0.5	9.5	-2.2	-12.0
Heavy melting scrap.....		429930-111	-10.1	-4.5	-1.7	10.0	-2.8	-14.4
Carbon steel scrap bundles.....		429930-112	9.3	-8.3	-1.1	3.4	0.0	-10.0
Shredded carbon steel scrap.....		429930-113	-1.2	-4.2	-0.3	11.4	-3.1	-11.2
Cut plate and structural scrap.....		429930-114	-0.8	-4.7	-0.1	9.8	0.4	-10.5
Other carbon steel scrap.....		429930-115	-	-5.2	1.8	5.6	-3.3	-
Stainless and alloy steel scrap.....		429930-12	34.8	0.6	-0.1	2.7	1.6	1.0
Cast iron scrap.....		429930-13	7.1	-2.8	-0.2	6.0	0.5	-7.2
Other ferrous scrap.....		429930-14	-6.9	-4.8	1.7	13.4	-3.3	-12.9
Nonferrous metal scrap.....		429930-2	11.8	-7.3	0.8	-0.2	-4.9	5.3
Copper base scrap.....		429930-21	23.2	-0.4	2.9	0.2	-0.6	2.2
No 1 copper wire, heavy.....		429930-211	25.3	-1.2	3.2	0.0	-0.8	2.1
No 2 copper wire, mixed.....		429930-212	24.6	-1.3	3.7	-0.1	-0.2	3.0
Yellow brass scrap.....		429930-213	24.4	2.4	4.3	1.1	-1.1	4.3
Aluminum base scrap.....		429930-22	-	-1.9	1.2	-0.3	-	-
Used beverage can scrap.....		429930-223	53.0	9.0	6.2	-4.4	-0.8	12.9
Other old aluminum base scrap.....		429930-224	22.2	3.3	3.0	3.1	0.4	0.8
Other nonferrous scrap (including lead, zinc and precious metals).....		429930-23	-13.5	-16.1	-1.1	-0.4	-13.1	10.7
Recyclable paper.....		429930-3	57.6	4.8	6.9	-4.2	-8.1	-7.0
News and other low grade recyclable paper.....		429930-31	73.9	6.4	-0.6	-6.0	-6.3	1.2
Corrugated recyclable paper.....		429930-33	49.6	4.8	9.8	-3.5	-9.1	-8.8
High grade recyclable paper (including pulp substitutes and deinking).....		429930-34	84.1	4.3	0.1	-6.0	-5.1	-3.5
Recyclable materials, excluding metals and paper.....		429930-4	44.4	12.0	-0.7	3.7	-5.9	3.2
Recyclable plastics.....		429930-42	41.1	6.9	0.0	1.4	0.4	0.0
Other receipts.....		429930-SM1						
Motor vehicle and parts dealers.....	441		24.8	2.0	2.4	1.0	0.7	-0.9

See footnotes at end of table.

Table 12. Producer price index percentage changes for the net output of selected industries and their products, not seasonally adjusted — Continued
 [January 2022]

Title ¹	Industry code	Product code	Unadjusted 12-month percent change ²	Unadjusted 1-month percent change ²				
			Jan. 2021 to Jan. 2022 ^P	Aug. to Sept.	Sept. to Oct. ^P	Oct. to Nov. ^P	Nov. to Dec. ^P	Dec. to Jan. ^P
Automobile dealers.....	4411		29.7	2.2	2.4	1.4	0.5	-1.0
New car dealers.....	44111		29.7	2.2	2.4	1.4	0.5	-1.0
New car dealers.....	441110		29.7	2.2	2.4	1.4	0.5	-1.0
Primary services.....		441110-P	33.8	2.6	2.6	2.0	0.5	-1.3
Vehicle sales.....		441110-1	117.3	6.3	5.9	4.1	1.0	-2.8
New vehicle sales.....		441110-101	148.8	7.0	5.6	5.7	1.8	-4.9
Used vehicle sales.....		441110-102	87.4	5.4	6.1	2.1	-0.1	0.0
Service labor and parts.....		441110-2	2.3	0.1	0.3	0.3	0.2	0.0
Other receipts.....		441110-SM	18.5	0.9	1.7	-0.3	0.3	-0.3
Recreational vehicle dealers.....	44121		48.5	-4.8	12.6	-2.3	3.4	0.6
Recreational vehicle dealers.....	441210		48.5	-4.8	12.6	-2.3	3.4	0.6
Primary services.....		441210-P	50.1	-6.4	14.0	-3.0	4.8	0.6
Recreational vehicle dealer services.....		441210-1	50.1	-6.4	14.0	-3.0	4.8	0.6
Boat dealers.....	441222		3.2	1.7	1.2	-2.1	1.4	-1.5
Primary services.....		441222-P	3.2	1.7	1.2	-2.1	1.4	-1.5
Boat dealer services.....		441222-1	3.2	1.7	1.2	-2.1	1.4	-1.5
Automotive parts, accessories and tire stores.....	4413		8.2	2.3	1.3	0.6	1.1	-0.4
Automotive parts and accessories stores.....	44131		8.2	2.1	1.1	0.3	1.7	-0.7
Automotive parts and accessories stores.....	441310		8.2	2.1	1.1	0.3	1.7	-0.7
Primary services.....		441310-P	8.2	2.1	1.1	0.3	1.7	-0.7
Automotive parts and accessories store services.....		441310-1	8.2	2.1	1.1	0.3	1.7	-0.7
Tire dealers.....	44132		8.0	2.6	1.7	1.3	-0.1	0.2
Tire dealers.....	441320		8.0	2.6	1.7	1.3	-0.1	0.2
Primary services.....		441320-P	8.0	2.6	1.7	1.3	-0.1	0.2
Tire dealer services.....		441320-1	8.0	2.6	1.7	1.3	-0.1	0.2
Furniture and home furnishings stores.....	442		20.6	-1.0	5.5	-0.8	3.0	0.8
Furniture stores.....	4421		15.1	1.6	1.0	0.7	1.5	-0.1
Furniture stores.....	44211		15.1	1.6	1.0	0.7	1.5	-0.1
Furniture stores.....	442110		15.1	1.6	1.0	0.7	1.5	-0.1
Primary services.....		442110-P	15.5	1.7	1.1	0.7	1.5	-0.2
Furniture store services.....		442110-1	15.5	1.7	1.1	0.7	1.5	-0.2
Other receipts.....		442110-SM1	8.9	0.0	0.0	0.1	3.1	1.6
Floor covering stores.....	44221		27.0	-4.0	10.8	-2.4	4.6	1.7
Floor covering stores.....	442210		27.0	-4.0	10.8	-2.4	4.6	1.7
Primary services.....		442210-P	27.0	-4.0	10.8	-2.4	4.6	1.7
Floor covering store services.....		442210-1	27.0	-4.0	10.8	-2.4	4.6	1.7
Electronics and appliance stores.....	443		-8.1	-7.1	-7.9	-8.7	0.6	1.1
Electronics and appliance stores.....	4431		-7.3	-7.1	-7.9	-8.7	0.6	1.7
Electronics and appliance stores.....	44310		-7.3	-7.1	-7.9	-8.7	0.6	1.7
Electronics and appliance stores.....	443100		-7.2	-7.1	-7.9	-8.7	0.6	1.8
Primary products.....		443100-P	-6.6	-7.1	-7.9	-8.7	0.6	2.2
Retailing of entertainment and communication products.....		443100-1	-18.3	-15.6	-18.8	-13.7	-0.7	-0.1
Retailing of computers, hardware, software, and supplies.....		443100-2	-0.7	0.0	0.5	-2.7	0.3	2.9
Retailing of major household appliances.....		443100-3	-5.0	-5.6	-5.5	4.3	2.6	-1.1
Retailing of all other goods.....		443100-4	2.3	-1.4	-3.3	-23.9	0.6	9.8
Building material and garden equipment and supply dealers.....	444		9.3	-3.1	-0.2	-4.6	2.7	3.3
Building material and supplies dealers.....	4441		8.4	-3.5	-0.3	-5.2	2.3	3.8
Building material and supplies dealers.....	44410		8.4	-3.5	-0.3	-5.2	2.3	3.8
Building materials and supplies dealers.....	444100		8.4	-3.5	-0.3	-5.2	2.3	3.8
Primary services.....		444100-P	7.1	-3.5	-0.3	-5.2	2.3	3.8
Building materials and supplies dealer services.....		444100-1	7.1	-3.5	-0.3	-5.2	2.3	3.8
Retailing of building materials, paint, and hardware.....		444100-11	6.2	-3.9	-0.8	-6.9	2.6	4.6
Retailing of all other goods.....		444100-12	10.9	-1.8	2.2	1.6	1.2	0.7
Lawn and garden equip and supplies stores.....	4442		18.7	1.5	0.7	0.6	6.8	-1.1
Nursery, garden and farm supply stores.....	44422		18.7	1.5	0.7	0.6	6.8	-1.1
Nursery, garden, and farm supply stores.....	444220		18.7	1.5	0.7	0.6	6.8	-1.1

See footnotes at end of table.

Table 12. Producer price index percentage changes for the net output of selected industries and their products, not seasonally adjusted — Continued
 [January 2022]

Title ¹	Industry code	Product code	Unadjusted 12-month percent change ²	Unadjusted 1-month percent change ²				
				Jan. 2021 to Jan. 2022 ^P	Aug. to Sept.	Sept. to Oct. ^P	Oct. to Nov. ^P	Nov. to Dec. ^P
Nursery, garden, and farm supply stores - Continued								
Primary services.....		444220-P	18.8	1.5	0.7	0.5	6.8	-1.1
Nursery, garden center, and farm supply store services.....		444220-1	18.8	1.5	0.7	0.5	6.8	-1.1
Food and beverage stores.....	445		5.2	0.6	1.5	-0.1	0.3	0.9
Grocery stores.....	4451		5.1	0.7	1.4	0.0	0.4	1.0
Grocery (except convenience) stores.....	44511		5.1	0.7	1.4	0.0	0.4	1.0
Supermarkets and other grocery stores.....	445110		5.0	0.7	1.4	0.0	0.4	1.0
Primary services.....		445110-P	5.1	0.6	1.4	0.0	0.4	1.0
Supermarket and other grocery store services.....		445110-3	5.1	0.7	1.4	0.0	0.4	1.0
Retailing of food and beverage products.....		445110-32	4.3	1.6	1.5	0.0	0.4	0.8
Retailing of fresh meats.....		445110-321	-0.2	2.7	3.2	1.5	-0.3	-0.6
Retailing of fresh fruits and vegetables.....		445110-322	1.5	0.1	0.0	-1.2	-0.7	0.3
Retailing of bakery products.....		445110-323	1.9	2.5	2.8	2.1	-0.4	-0.7
Retailing of dairy products.....		445110-324	0.4	6.8	1.5	-3.6	-1.3	-0.6
Retailing of deli products.....		445110-325	11.2	0.4	0.8	1.6	3.1	1.4
Retailing of frozen food products.....		445110-326	18.1	-2.4	4.0	2.0	2.6	5.4
Retailing of alcoholic beverages.....		445110-327	9.9	6.2	2.6	1.7	-1.2	0.2
Retailing of all other food and beverage products.....		445110-328	5.2	0.4	0.1	-1.1	1.1	1.7
Retailing of nonfood products.....		445110-33	8.5	-3.3	0.8	-0.2	0.4	1.9
Retailing of cleaning and paper products.....		445110-331	19.8	4.5	0.9	0.1	3.0	6.6
Retailing of health and beauty products.....		445110-332	4.9	0.3	0.8	-0.2	-0.2	0.6
Retailing of all other nonfood products.....		445110-333	6.7	-8.0	0.8	-0.2	-0.2	0.8
Specialty food stores.....	4452		9.1	-1.2	3.5	-1.2	-0.5	0.2
Specialty food stores.....	445200		9.2	-1.2	3.5	-1.2	-0.5	0.2
Primary services.....		445200-P	9.2	-1.2	3.5	-1.2	-0.5	0.2
Specialty food store services.....		445200-1	9.2	-1.2	3.5	-1.2	-0.5	0.2
Beer, wine, and liquor stores.....	4453		3.7	1.5	0.7	-0.8	0.5	-0.1
Beer, wine, and liquor stores.....	44531		3.7	1.5	0.7	-0.8	0.5	-0.1
Beer, wine, and liquor stores.....	445310		3.7	1.5	0.7	-0.8	0.5	-0.1
Primary services.....		445310-P	3.6	1.5	0.7	-0.8	0.5	-0.1
Beer, wine, and liquor store services.....		445310-1	3.6	1.5	0.7	-0.8	0.5	-0.1
Retailing of beer, wine, and liquor.....		445310-11	3.4	1.9	1.0	-1.0	0.6	-0.2
Retailing of all other goods and sales of prepared foods.....		445310-12	4.8	0.0	-0.7	0.6	0.0	0.0
Health and personal care stores.....	446		1.9	0.3	0.5	-0.4	-0.3	0.4
Health and personal care stores.....	4461		1.9	0.3	0.5	-0.4	-0.3	0.4
Pharmacies and drug stores.....	44611		-0.8	0.5	-0.2	0.1	-0.3	0.3
Pharmacies and drug stores.....	446110		-0.8	0.5	-0.2	0.1	-0.3	0.3
Primary services.....		446110-P	-0.8	0.5	-0.2	0.1	-0.3	0.3
Retailing of prescription drugs.....		446110-1	-0.9	0.8	-0.5	0.2	-0.5	0.1
Retailing of over-the-counter drugs and all other goods.....		446110-4	-0.7	-0.1	0.3	-0.1	0.4	0.8
Retailing of over-the-counter drugs.....		446110-41	-2.8	-0.1	-2.5	3.2	-0.2	0.0
Retailing of all other goods.....		446110-42	-0.1	-0.1	1.1	-0.9	0.5	1.0
Optical goods stores.....	44613		24.2	-1.0	3.0	-1.5	-2.1	1.4
Optical goods stores.....	446130		24.1	-1.0	3.0	-1.5	-2.1	1.4
Primary services.....		446130-P	24.4	-2.5	3.2	-1.6	-2.3	1.5
Optical goods store services.....		446130-1	24.4	-2.5	3.2	-1.6	-2.3	1.5
Food (health) supplement stores.....	446191		3.7	0.4	3.9	-3.2	1.9	0.0
Primary services.....		446191-P	3.7	0.4	3.9	-3.2	1.9	0.0
Food (health) supplement store services.....		446191-1	3.7	0.4	3.9	-3.2	1.9	0.0
Gasoline stations.....	447		14.0	4.4	-5.5	7.7	5.7	-7.6
Gasoline stations.....	4471		14.0	4.4	-5.5	7.7	5.7	-7.6
Gasoline stations.....	44710		14.0	4.4	-5.5	7.7	5.7	-7.6
Gasoline stations.....	447100		14.0	4.5	-5.5	7.7	5.7	-7.6
Primary products.....		447100-P	14.3	4.7	-5.7	8.1	5.9	-7.9
Gasoline station services.....		447100-1	14.3	4.7	-5.7	8.1	5.9	-7.9
Retailing of automotive fuels and lubricants.....		447100-11	15.8	7.0	-8.1	11.3	11.9	-11.0
Retailing of all other goods, sales of prepared foods, and repair services.....		447100-12	11.1	0.6	-1.0	2.3	-5.9	-0.5
Clothing and clothing accessories stores.....	448		26.2	9.7	3.0	2.6	-2.9	-2.9

See footnotes at end of table.

Table 12. Producer price index percentage changes for the net output of selected industries and their products, not seasonally adjusted — Continued
 [January 2022]

Title ¹	Industry code	Product code	Unadjusted 12-month percent change ²	Unadjusted 1-month percent change ²				
			Jan. 2021 to Jan. 2022 ^P	Aug. to Sept.	Sept. to Oct. ^P	Oct. to Nov. ^P	Nov. to Dec. ^P	Dec. to Jan. ^P
Clothing stores.....	4481		29.8	12.0	3.6	4.2	-4.0	-4.6
Clothing stores.....	44810		29.8	12.0	3.6	4.2	-4.0	-4.6
Clothing stores.....	448100		29.8	12.0	3.6	4.2	-4.0	-4.6
Primary services.....		448100-P	29.8	12.0	3.6	4.2	-4.0	-4.6
Retailing of apparel.....		448100-1	27.9	11.1	3.0	5.0	-4.4	-5.6
Retailing of men's apparel.....		448100-11	25.3	1.0	3.6	2.7	-1.0	-1.0
Retailing of women's apparel.....		448100-12	31.9	15.7	3.1	5.2	-5.6	-6.8
Retailing of children's apparel.....		448100-13	14.9	10.5	1.1	8.5	-4.8	-8.5
Retailing of all other goods.....		448100-2	37.8	16.1	6.3	1.0	-2.1	-0.7
Shoe stores.....	4482		30.1	6.3	2.7	-3.0	-0.4	1.1
Shoe stores.....	44821		30.1	6.3	2.7	-3.0	-0.4	1.1
Shoe stores.....	448210		30.0	6.3	2.7	-3.0	-0.4	1.1
Primary services.....		448210-P	30.0	6.3	2.7	-3.0	-0.4	1.1
Shoe store services.....		448210-1	30.0	6.3	2.7	-3.0	-0.4	1.1
Jewelry, luggage and leather goods stores.....	4483		8.1	2.0	0.0	-0.5	0.2	2.6
Jewelry stores.....	44831		8.2	2.0	0.0	-0.5	0.2	2.6
Jewelry stores.....	448310		8.2	2.0	0.0	-0.5	0.2	2.6
Primary services.....		448310-P	8.1	2.0	0.0	-0.5	0.2	2.6
Jewelry store services.....		448310-1	8.1	2.0	0.0	-0.5	0.2	2.6
Sporting goods, hobby, and book stores.....	451		5.8	-3.8	4.7	0.4	-3.7	1.0
Sporting goods and hobby stores.....	4511		9.0	-4.8	5.8	0.4	-2.7	1.2
Sporting goods stores.....	45111		12.3	-6.2	7.7	0.5	-3.6	1.6
Sporting goods stores.....	451110		12.2	-6.2	7.7	0.5	-3.6	1.6
Primary services.....		451110-P	12.3	-6.2	7.7	0.5	-3.6	1.6
Sporting goods store services.....		451110-1	12.3	-6.2	7.7	0.5	-3.6	1.6
Retailing of sporting goods.....		451110-11	1.7	-2.4	1.5	-0.1	-3.2	3.1
Retailing of all other goods.....		451110-12	-	-12.1	-	-	-	-
Hobby, toy and game stores.....	45112		-0.1	-0.4	0.0	0.0	0.0	0.0
Hobby, toy, and game stores.....	451120		-0.2	-0.4	0.0	0.0	0.0	0.0
Primary services.....		451120-P	-0.1	-0.4	0.0	0.0	0.0	0.0
Hobby, toy, and game store services.....		451120-1	-0.1	-0.4	0.0	0.0	0.0	0.0
Retailing of hobby and craft goods, toys, and games (including video games) ..		451120-11	0.6	0.2	0.1	0.0	0.0	0.0
Retailing of all other goods.....		451120-12	-1.1	-1.2	0.0	0.0	0.0	0.0
Book, periodical and music stores.....	4512		-7.7	1.1	-0.2	0.4	-8.4	0.0
Book stores and news dealers.....	45121		-7.7	1.1	-0.2	0.4	-8.4	0.0
Book stores.....	451211		-7.7	1.1	-0.2	0.4	-8.4	0.0
Primary services.....		451211-P	-7.8	1.1	-0.2	0.4	-8.4	0.0
Book store services.....		451211-1	-7.8	1.1	-0.2	0.4	-8.4	0.0
Retailing of books.....		451211-101	-11.0	1.8	0.1	0.6	-12.2	0.0
Retailing of all other goods.....		451211-102	-0.7	-0.4	-0.7	0.0	0.0	0.0
General merchandise stores.....	452		10.3	1.1	0.9	1.1	0.2	2.5
Department stores.....	4522		8.9	1.1	3.5	-0.6	-0.7	7.4
Department stores.....	45221		8.9	1.1	3.5	-0.6	-0.7	7.4
Department stores.....	452210		8.9	1.1	3.5	-0.6	-0.7	7.4
Primary services.....		452210-P	8.9	1.1	3.5	-0.6	-0.7	7.4
Department store services.....		452210-1	8.9	1.1	3.5	-0.6	-0.7	7.4
Other general merchandise stores.....	4523		11.1	1.1	-0.3	2.0	0.7	0.0
Other general merchandise stores.....	45231		11.0	1.1	-0.3	2.0	0.7	0.0
Other general merchandise stores.....	452310		11.0	1.1	-0.3	2.0	0.7	0.0
Primary services.....		452310-P	11.6	1.2	-0.3	2.1	0.7	0.0
Other general merchandise store services.....		452310-1	11.6	1.2	-0.3	2.1	0.7	0.0
Warehouse clubs and supercenters.....		452310-11	14.5	1.6	-0.4	2.6	0.8	0.1
All other general merchandise stores.....		452310-12	1.8	-0.3	0.1	0.0	0.3	0.0
Office supplies, stationery and gift stores.....	4532		10.3	4.1	1.6	-0.1	-0.9	3.2
Office supplies, stationery and gift stores.....	45320		10.3	4.1	1.6	-0.1	-0.9	3.2
Office supplies, stationery, and gift stores.....	453200		10.3	4.1	1.6	-0.1	-0.9	3.2

See footnotes at end of table.

Table 12. Producer price index percentage changes for the net output of selected industries and their products, not seasonally adjusted — Continued
 [January 2022]

Title ¹	Industry code	Product code	Unadjusted 12-month percent change ²	Unadjusted 1-month percent change ²				
				Jan. 2021 to Jan. 2022 ^P	Aug. to Sept.	Sept. to Oct. ^P	Oct. to Nov. ^P	Nov. to Dec. ^P
Office supplies, stationery, and gift stores - Continued								
Primary services.....		453200-P	10.3	4.1	1.6	-0.1	-0.9	3.2
Office supplies, stationery, and gift store services.....		453200-1	10.3	4.1	1.6	-0.1	-0.9	3.2
Nonstore retailers.....	454		1.9	-2.5	0.5	-1.6	1.7	-1.3
Electronic and mail-order shopping.....	454110		1.3	-0.8	-0.1	-1.8	-2.9	0.5
Primary services.....		454110-P	1.1	-0.8	-0.1	-1.9	-3.0	0.3
Electronic and mail-order shopping services.....		454110-1	1.1	-0.8	-0.1	-1.9	-3.0	0.3
Electronic and mail-order drugs, health aids, and cosmetics.....		454110-11	-3.6	-1.2	-0.2	0.0	-4.8	0.0
Electronic and mail-order apparel and footwear.....		454110-12	17.6	8.7	4.3	-3.4	-6.5	1.8
Electronic and mail-order electronic goods, including appliances.....		454110-13	8.6	6.2	-3.0	-0.4	0.9	-1.1
Electronic and mail-order home furnishings, hardware, and related goods.....		454110-14	-20.2	-7.8	0.6	-8.1	-8.3	2.1
Electronic and mail-order services for all other goods.....		454110-15	9.3	-4.5	0.5	-3.1	0.7	0.6
Fuel dealers.....	45431		3.4	-8.0	2.3	-1.3	16.4	-6.3
Fuel dealers.....	454310		3.3	-8.0	2.3	-1.3	16.4	-6.3
Primary services.....		454310-P	3.3	-8.0	2.3	-1.3	16.4	-6.3
Fuel dealer services.....		454310-1	3.3	-8.0	2.3	-1.3	16.4	-6.3
Air transportation.....	481		15.7	-9.9	3.5	4.3	4.1	-4.8
Scheduled air transportation.....	4811		16.8	-11.0	3.9	4.7	4.3	-5.6
Scheduled air transportation.....	48111		16.8	-11.0	3.9	4.7	4.3	-5.6
Scheduled passenger air transportation.....	481111		17.1	-11.7	3.9	4.9	4.5	-5.8
Primary services.....		481111-P	17.1	-11.7	3.9	4.9	4.5	-5.8
Domestic.....		481111-1	15.9	-10.7	4.6	5.5	2.6	-6.0
Domestic first class, including business.....		481111-101	38.5	-5.2	13.1	10.1	2.2	-15.0
Domestic coach.....		481111-102	13.9	-11.2	3.8	5.0	2.7	-5.0
International.....		481111-2	21.4	-15.2	1.3	2.5	11.5	-5.2
International first class, including business.....		481111-201	25.5	-18.3	5.4	12.2	2.7	-6.9
International coach.....		481111-202	21.0	-14.8	0.9	1.4	12.5	-5.0
Scheduled freight air transportation.....	481112		12.8	2.0	4.0	2.9	1.0	-0.7
Primary services.....		481112-P	7.8	2.1	5.6	1.6	1.4	-0.7
Scheduled freight air transportation services.....		481112-1	8.1	2.2	5.8	1.6	1.5	-0.7
Domestic scheduled freight air transportation services.....		481112-101	-1.4	-0.3	-0.8	0.1	0.2	-0.1
International scheduled freight air transportation services.....		481112-102	15.4	4.2	10.8	2.7	2.3	-1.0
Scheduled mail air transportation services.....		481112-2	-0.1	0.0	0.0	0.0	0.0	0.0
Nonscheduled air transportation.....	4812		7.2	0.3	0.4	1.0	2.3	1.4
Nonscheduled air transportation.....	48121		7.2	0.3	0.4	1.0	2.3	1.4
Nonscheduled air passenger chartering.....	481211		4.4	0.3	0.7	-0.1	1.0	2.0
Primary services.....		481211-P	5.0	0.3	0.8	-0.1	1.1	2.1
Domestic nonscheduled air passenger services.....		481211-1	5.3	0.4	1.0	-0.1	1.4	1.8
International nonscheduled air passenger services.....		481211-2	3.4	-0.1	0.0	0.0	0.0	3.5
Nonscheduled air freight chartering.....	481212		14.0	0.4	-0.1	3.7	5.5	0.2
Primary services.....		481212-P	14.0	1.1	-0.4	3.6	5.7	0.5
Domestic nonscheduled air freight services.....		481212-1	11.9	1.8	-1.2	4.8	11.4	-1.1
International nonscheduled air freight services.....		481212-2	14.5	0.9	-0.2	3.4	4.6	0.9
Other receipts.....		481212-SM	14.7	-9.7	4.2	5.0	2.5	-5.4
Rail transportation.....	482		8.7	0.5	0.7	0.7	0.4	1.5
Rail transportation.....	4821		8.7	0.5	0.7	0.7	0.4	1.5
Rail transportation.....	48211		8.7	0.5	0.7	0.7	0.4	1.5
Line-haul railroads.....	482111		8.7	0.5	0.7	0.7	0.4	1.5
Primary services.....		482111-P	8.7	0.5	0.7	0.7	0.4	1.5
Freight rail transportation.....		482111-4	9.0	0.5	0.8	0.7	0.4	1.6
Carload freight rail transportation.....		482111-411	7.1	0.2	0.6	0.0	0.7	2.0
Intermodal freight rail transportation.....		482111-412	16.8	1.4	1.2	3.2	-0.4	0.3
Passenger rail transportation.....		482111-5	0.8	0.8	0.0	0.0	0.0	0.0
Coach service class.....		482111-506	0.0	-0.1	0.0	0.0	0.0	0.0
All other service classes.....		482111-507	2.0	2.1	0.0	0.0	0.0	0.0
Water transportation.....	483		20.9	2.5	2.4	-0.2	2.7	1.2
Deep sea freight transportation.....	483111		29.0	3.6	2.9	-1.0	3.5	1.0
Primary services.....		483111-P	29.0	3.6	2.9	-1.0	3.5	1.0

See footnotes at end of table.

Table 12. Producer price index percentage changes for the net output of selected industries and their products, not seasonally adjusted — Continued
 [January 2022]

Title ¹	Industry code	Product code	Unadjusted 12-month percent change ²	Unadjusted 1-month percent change ²				
				Jan. 2021 to Jan. 2022 ^P	Aug. to Sept.	Sept. to Oct. ^P	Oct. to Nov. ^P	Nov. to Dec. ^P
Deep sea freight transportation - Continued								
Deep sea freight transportation services.....		483111-5	29.0	3.6	2.9	-1.0	3.5	1.0
Coastal and Great Lakes freight transport.....	483113		15.7	1.7	2.1	1.0	1.9	1.5
Primary services.....		483113-P	15.9	1.8	2.2	1.1	1.8	1.3
Coastal and intercoastal freight transportation.....		483113-1	20.4	2.8	3.3	1.1	2.5	1.5
Great Lakes - St. Lawrence Seaway freight transportation.....		483113-2	10.1	-0.2	1.2	1.2	-1.6	1.7
Coastal and intercoastal towing transportation.....		483113-3	7.9	0.2	0.0	0.8	2.1	0.5
Inland water transportation.....	4832		5.0	0.3	1.4	0.4	1.2	1.5
Inland water transportation.....	48321		5.0	0.3	1.4	0.4	1.2	1.5
Inland water freight transportation.....	483211		5.0	0.3	1.4	0.4	1.2	1.5
Primary services.....		483211-P	5.9	-0.3	1.5	0.4	1.2	1.6
Inland water freight transportation services.....		483211-3	5.9	-0.3	1.5	0.4	1.2	1.6
Truck transportation.....	484		20.0	1.5	1.9	3.0	1.4	1.5
General freight trucking.....	4841		22.9	2.0	2.2	3.9	1.5	1.6
General freight trucking, local.....	48411		14.6	0.4	2.9	1.2	-0.1	1.7
General freight trucking, local.....	484110		14.6	0.4	2.9	1.2	-0.1	1.7
Primary services.....		484110-P	14.6	0.4	3.8	0.8	-0.1	2.0
General freight trucking services, local.....		484110-1	14.6	0.4	3.8	0.8	-0.1	2.0
General freight trucking, local, truckload.....		484110-15	16.7	0.4	5.2	0.2	0.1	1.9
General freight trucking, local, less than truckload.....		484110-16	9.4	0.4	0.0	2.4	-0.5	2.3
Other receipts.....		484110-SM	14.6	0.4	0.1	2.6	0.0	0.7
General freight trucking, long-distance.....	48412		24.7	2.3	2.1	4.4	1.9	1.6
General freight trucking, long-distance TL.....	484121		29.7	3.0	2.5	5.1	2.7	1.1
Primary services.....		484121-P	27.9	2.3	3.8	3.3	0.3	1.1
General freight trucking, long-distance, truckload.....		484121-2	27.9	2.3	3.8	3.3	0.3	1.1
General freight trucking, long-distance LTL.....	484122		14.0	0.7	1.1	3.0	-0.1	3.0
Primary services.....		484122-P	14.0	0.7	1.1	3.0	-0.1	3.0
General freight trucking, long-distance less than truckload.....		484122-1	14.0	0.7	1.1	3.0	-0.1	3.0
Specialized freight trucking.....	4842		12.6	0.2	1.1	0.8	0.9	1.3
Used household and office goods moving.....	48421		12.8	-1.2	-0.6	0.1	1.1	0.2
Used household and office goods moving.....	484210		12.8	-1.2	-0.6	0.1	1.1	0.2
Primary services.....		484210-P	12.9	-1.2	-0.6	0.1	1.1	0.2
Used household and office goods moving, except local.....		484210-2	14.2	-1.7	1.1	-0.1	1.0	0.3
Residential moving services, except local.....		484210-21	15.5	-2.2	1.5	-0.4	0.8	0.4
Commercial and other goods moving services, except local.....		484210-22	10.3	0.0	-0.3	0.6	1.5	0.0
Used household and office goods moving, local.....		484210-4	9.9	0.0	-4.2	0.5	1.3	0.0
Residential moving services, local.....		484210-41	11.5	0.0	-5.9	0.7	1.6	0.0
Commercial and other goods moving services, local.....		484210-42	5.2	0.0	1.8	0.0	0.3	0.0
Specialized freight (except used) trucking, local.....	48422		9.0	0.4	0.6	1.6	0.7	2.7
Specialized freight (except used goods) trucking, local.....	484220		9.0	0.4	0.6	1.6	0.7	2.7
Primary services.....		484220-P	9.0	0.4	0.6	1.6	0.6	2.8
Specialized freight (except used goods) trucking, local.....		484220-6	9.0	0.4	0.6	1.6	0.6	2.8
Local hazardous materials trucking (except waste).....		484220-601	10.3	0.0	1.2	0.0	0.0	4.6
Local agricultural products trucking without storage.....		484220-602	9.9	0.0	2.8	0.0	0.2	0.0
Dump trucking.....		484220-603	8.0	0.0	0.0	3.4	0.0	3.4
Local specialized trucking without storage.....		484220-604	10.0	1.6	0.0	0.8	2.2	2.5
Specialized freight (except used) trucking, long-distance.....	48423		16.2	0.7	2.4	0.3	1.0	0.4
Specialized freight (except used goods) trucking, long-distance.....	484230		16.2	0.7	2.4	0.3	1.0	0.4
Primary services.....		484230-P	15.9	0.8	2.6	0.3	1.1	0.3
Specialized freight (except used goods) trucking, long-distance.....		484230-6	15.9	0.8	2.6	0.3	1.1	0.3
Agricultural products trucking, long-distance.....		484230-602	14.0	0.9	3.1	-0.6	1.9	1.5
All other specialized trucking, long-distance.....		484230-603	16.1	0.7	2.5	0.4	1.0	0.1
Other receipts.....		484230-SM	-	0.2	1.1	0.2	-	-
Pipeline transportation of crude oil.....	4861		2.5	0.0	0.1	0.0	0.0	-0.7
Pipeline transportation of crude oil.....	48611		2.5	0.0	0.1	0.0	0.0	-0.7
Pipeline transportation of crude oil.....	486110		2.5	0.0	0.1	0.0	0.0	-0.7
Primary services.....		486110-P	2.6	0.0	0.1	0.0	0.0	-0.7
Pipeline transportation of crude oil.....		486110-3	2.6	0.0	0.1	0.0	0.0	-0.7

See footnotes at end of table.

Table 12. Producer price index percentage changes for the net output of selected industries and their products, not seasonally adjusted — Continued
 [January 2022]

Title ¹	Industry code	Product code	Unadjusted 12-month percent change ²	Unadjusted 1-month percent change ²					
				Jan. 2021 to Jan. 2022 ^P	Aug. to Sept.	Sept. to Oct. ^P	Oct. to Nov. ^P	Nov. to Dec. ^P	Dec. to Jan. ^P
Pipeline transportation of crude oil - Continued									
Trans-Alaskan Pipeline System transportation.....		486110-311	-11.8	0.0	0.0	0.0	0.0	0.0	-0.9
Pipeline transportation of crude petroleum, except on the Trans-Alaskan Pipeline System.....		486110-312	3.8	0.0	0.1	0.0	0.0	0.0	-0.7
Other pipeline transportation.....	4869		0.7	0.0	0.0	0.0	0.0	0.0	0.4
Pipeline transportation of refined petroleum products.....	48691		0.7	0.0	0.0	0.0	0.0	0.0	0.4
Refined petroleum product pipeline transport.....	486910		0.7	0.0	0.0	0.0	0.0	0.0	0.4
Primary services.....		486910-P	0.7	0.0	0.0	0.0	0.0	0.0	0.4
Pipeline transportation of refined petroleum products.....		486910-1	0.7	0.0	0.0	0.0	0.0	0.0	0.4
Transportation support activities.....	488		23.6	6.6	-1.2	-0.6	2.9	2.9	-1.9
Air transportation support activities.....	4881		1.9	-1.5	-1.4	-0.5	0.4	0.4	-0.5
Airport operations.....	48811		0.0	-1.7	-2.6	-0.9	0.8	0.8	-1.5
Other airport operations.....	488119		0.0	-1.7	-2.6	-0.9	0.8	0.8	-1.5
Primary services.....		488119-P	0.0	-1.7	-2.6	-0.9	0.8	0.8	-1.5
Aeronautical services.....		488119-5	-6.1	-0.1	-2.1	0.1	0.0	0.0	-0.9
Landing fees.....		488119-501	-11.6	-0.5	-3.5	0.0	0.0	0.0	2.5
Terminal rental.....		488119-502	2.8	0.0	-4.8	0.3	0.0	0.0	2.9
Other aeronautical services.....		488119-503	-8.3	0.0	0.1	0.0	0.0	0.0	-4.5
Non-aeronautical services.....		488119-6	16.4	-4.9	-3.6	-2.9	2.7	2.7	-2.8
Airport parking.....		488119-601	6.3	0.0	0.8	2.8	0.0	0.0	1.2
Lease space for rental cars.....		488119-602	72.1	-13.3	-13.1	-17.8	17.6	17.6	-8.6
Lease space for concessions.....		488119-603	35.6	-8.2	1.4	0.3	-5.8	-5.8	-11.2
Other non-aeronautical services.....		488119-604	-3.7	0.0	-3.8	0.0	0.0	0.0	0.0
Other air transportation support activities.....	48819		4.6	-1.3	0.3	0.1	-0.2	-0.2	1.1
Other support activities for air transport.....	488190		4.6	-1.3	0.3	0.1	-0.2	-0.2	1.1
Primary services.....		488190-P	4.4	-1.3	0.3	0.0	-0.2	-0.2	1.0
Other air transportation support activities.....		488190-5	4.4	-1.3	0.3	0.0	-0.2	-0.2	1.0
Water transportation support activities.....	4883		4.0	0.0	1.0	-0.2	0.8	0.8	0.4
Port and harbor operations.....	48831		7.6	0.4	2.7	-0.9	3.0	3.0	2.0
Port and harbor operations.....	488310		7.6	0.4	2.7	-0.9	3.0	3.0	2.0
Primary services.....		488310-P	7.6	0.4	2.7	-0.9	3.0	3.0	2.0
Port and harbor services.....		488310-1	7.6	0.4	2.7	-0.9	3.0	3.0	2.0
Other receipts.....		488310-SM	0.7	0.0	0.2	0.0	0.0	0.0	0.0
Marine cargo handling.....	48832		1.6	0.1	0.7	0.0	0.0	0.0	0.0
Marine cargo handling.....	488320		1.6	0.1	0.7	0.0	0.0	0.0	0.0
Primary services.....		488320-P	1.7	0.1	0.7	0.0	0.0	0.0	0.0
Movement of containers.....		488320-8	1.8	0.1	0.8	0.0	0.0	0.0	0.0
Other marine cargo handling.....		488320-9	1.2	0.0	0.3	0.0	0.0	0.0	0.0
Navigational services to shipping.....	48833		7.6	-0.4	0.0	0.0	0.8	0.8	-0.1
Navigational services to shipping.....	488330		7.6	-0.4	0.0	0.0	0.8	0.8	-0.1
Primary services.....		488330-P	7.7	-0.4	0.0	0.0	0.7	0.7	-0.1
Navigational services to shipping and salvage.....		488330-1	7.7	-0.4	0.0	0.0	0.7	0.7	-0.1
Freight transportation arrangement.....	4885		52.4	14.7	-1.7	-0.8	5.0	5.0	-3.4
Freight transportation arrangement.....	48851		52.4	14.7	-1.7	-0.8	5.0	5.0	-3.4
Freight transportation arrangement.....	488510		52.4	14.7	-1.7	-0.8	5.0	5.0	-3.4
Primary services.....		488510-P	53.9	15.1	-1.8	-0.8	4.9	4.9	-3.6
Freight forwarding.....		488510-1	13.0	1.7	-0.3	1.2	1.4	1.4	0.5
Arrangement of freight and cargo n.e.c.....		488510-2	89.1	23.0	-2.5	-1.8	6.7	6.7	-5.6
U.S. Postal Service.....	491		7.7	5.4	1.0	0.0	0.0	0.0	-0.9
U.S. Postal Service.....	4911		7.7	5.4	1.0	0.0	0.0	0.0	-0.9
U.S. Postal Service.....	49111		7.7	5.4	1.0	0.0	0.0	0.0	-0.9
U.S. Postal Service.....	491110		7.7	5.4	1.0	0.0	0.0	0.0	-0.9
Primary services.....		491110-P	7.7	5.4	1.0	0.0	0.0	0.0	-0.9
Mailing services (market dominant services).....		491110-7	9.0	7.0	0.1	0.0	0.0	0.0	0.0
First class mail.....		491110-71	8.7	6.8	0.2	0.0	0.0	0.0	-0.1
Retail letters.....		491110-711	6.0	5.5	0.0	0.0	0.0	0.0	0.0
Commercial letters.....		491110-712	9.7	7.4	0.0	0.0	0.0	0.0	0.0

See footnotes at end of table.

Table 12. Producer price index percentage changes for the net output of selected industries and their products, not seasonally adjusted — Continued
 [January 2022]

Title ¹	Industry code	Product code	Unadjusted 12-month percent change ²	Unadjusted 1-month percent change ²				
				Jan. 2021 to Jan. 2022 ^p	Aug. to Sept.	Sept. to Oct. ^p	Oct. to Nov. ^p	Nov. to Dec. ^p
U.S. Postal Service - Continued								
Retail and commercial flats.....		491110-713	11.5	10.6	0.0	0.0	0.0	0.0
Other first class mail and fees.....		491110-714	11.2	6.2	2.4	0.0	0.0	-0.7
Periodicals mail.....		491110-72	10.4	8.6	0.0	0.0	0.0	0.0
Outside county.....		491110-721	10.5	8.7	0.0	0.0	0.0	0.0
Other periodicals mail and fees.....		491110-722	6.6	6.0	0.0	0.0	0.0	0.0
Standard class mail.....		491110-73	9.4	7.0	0.0	0.0	0.0	0.0
High density and saturation flats and parcels.....		491110-731	5.2	4.7	0.0	0.0	0.0	0.0
Carrier route basic mail.....		491110-732	11.6	7.9	0.0	0.0	0.0	0.0
Bulk letters.....		491110-733	7.7	6.7	0.0	0.0	0.0	0.0
Bulk flats.....		491110-734	11.5	7.7	0.0	0.0	0.0	0.0
Other standard mail and fees.....		491110-735	19.0	9.1	0.0	0.0	0.0	0.0
Package services mail.....		491110-74	8.5	7.1	0.0	0.0	0.0	0.0
Special services and fees.....		491110-75	8.4	7.1	0.0	0.0	0.0	0.0
Shipping services (competitive services).....		491110-8	3.1	0.0	4.3	0.0	0.0	-4.0
Domestic priority mail.....		491110-81	3.2	0.0	5.8	0.0	0.0	-5.9
Other shipping services and shipping special services & fees.....		491110-82	2.9	0.0	2.8	0.0	0.0	-2.0
Couriers and messengers.....	492		10.2	0.0	0.8	0.9	-0.3	6.6
Couriers and express delivery services.....	4921		10.1	0.0	0.4	1.0	-0.3	6.9
Couriers and express delivery services.....	49211		10.1	0.0	0.4	1.0	-0.3	6.9
Couriers and express delivery services.....	492110		10.1	0.0	0.4	1.0	-0.3	6.9
Primary services.....		492110-P	10.1	0.0	0.4	1.0	-0.3	6.9
Standard courier services.....		492110-1	8.9	0.1	0.1	0.8	0.0	6.7
Expedited courier services.....		492110-2	12.9	-0.2	1.1	1.4	-1.1	7.4
Domestic expedited courier services.....		492110-201	14.0	-0.2	1.2	1.4	-1.0	8.5
International expedited courier services.....		492110-202	9.9	-0.2	1.1	1.4	-1.1	4.7
Local messengers and local delivery.....	4922		11.0	1.0	8.4	0.0	0.0	0.7
Local messengers and local delivery.....	49221		11.0	1.0	8.4	0.0	0.0	0.7
Local messengers and local delivery.....	492210		11.0	1.0	8.4	0.0	0.0	0.7
Primary services.....		492210-P	10.9	1.0	8.4	0.0	0.0	0.7
Local messengers and local delivery services.....		492210-1	10.9	1.0	8.4	0.0	0.0	0.7
Warehousing and storage.....	493		18.1	1.0	2.4	-1.4	2.4	7.0
Warehousing and storage.....	4931		18.2	1.0	2.4	-1.4	2.4	7.0
General warehousing and storage.....	49311		21.1	1.4	3.3	-2.5	3.3	8.4
General warehousing and storage.....	493110		21.2	1.4	3.3	-2.5	3.3	8.4
Primary services.....		493110-P	21.2	1.4	3.3	-2.5	3.3	8.4
General warehousing and storage services.....		493110-1	21.2	1.4	3.3	-2.5	3.3	8.4
Refrigerated warehousing and storage.....	49312		8.5	-0.8	-1.1	3.0	-0.8	2.3
Refrigerated warehousing and storage.....	493120		8.5	-0.8	-1.1	3.0	-0.8	2.3
Primary services.....		493120-P	8.5	-0.8	-1.1	3.0	-0.8	2.3
Warehousing and storage of refrigerated goods.....		493120-2	8.5	-0.8	-1.1	3.0	-0.8	2.3
Farm product warehousing and storage.....	49313		4.7	1.2	0.0	0.0	0.0	0.1
Farm product warehousing and storage.....	493130		4.7	1.2	0.0	0.0	0.0	0.1
Primary services.....		493130-P	4.9	1.3	0.0	0.0	0.0	0.0
Farm product warehousing and storage services.....		493130-1	4.9	1.3	0.0	0.0	0.0	0.0
Publishing industries, except Internet.....	511		1.2	0.1	0.3	0.1	-0.6	0.7
Newspaper, book, and directory publishers.....	5111		1.4	0.6	-0.4	0.4	0.3	-0.2
Newspaper publishers.....	51111		4.0	0.3	0.9	0.4	0.5	1.6
Newspaper publishers.....	511110		4.0	0.3	0.9	0.4	0.5	1.6
Primary services.....		511110-P	4.1	0.3	0.9	0.4	0.5	1.6
Newspaper advertising sales.....		511110-5	1.5	-0.1	1.1	0.0	0.2	1.6
Newspaper advertising sales, print only.....		511110-51	1.4	-0.1	1.3	0.1	-0.7	2.0
Newspaper advertising sales, digital only and print and digital bundled.....		511110-52	1.6	0.0	0.0	-0.3	5.2	-0.3
Newspaper subscription and single copy sales.....		511110-6	7.5	0.9	0.7	0.9	0.8	1.6
Newspaper subscriptions, print only.....		511110-61	6.3	1.0	0.5	0.9	0.8	1.0
Newspaper subscriptions, online only and print and online bundled.....		511110-62	19.5	0.7	3.2	0.7	0.4	7.1
Periodical publishers.....	51112		-0.6	1.6	-2.4	0.2	-0.3	-0.1
Periodical publishers.....	511120		-0.6	1.6	-2.4	0.2	-0.3	-0.1

See footnotes at end of table.

Table 12. Producer price index percentage changes for the net output of selected industries and their products, not seasonally adjusted — Continued
 [January 2022]

Title ¹	Industry code	Product code	Unadjusted 12-month percent change ²	Unadjusted 1-month percent change ²				
			Jan. 2021 to Jan. 2022 ^P	Aug. to Sept.	Sept. to Oct. ^P	Oct. to Nov. ^P	Nov. to Dec. ^P	Dec. to Jan. ^P
Periodical publishers - Continued								
Primary services.....		511120-P	1.1	-0.3	-0.1	0.2	0.0	1.2
Periodicals, advertising sales.....		511120-2	1.5	-0.5	-0.2	0.3	0.0	1.8
Specialized business and professional periodicals, advertising sales.....		511120-21	3.6	0.0	0.0	0.0	0.0	3.6
General and consumer periodicals, advertising sales.....		511120-22	1.1	-0.5	-0.2	0.4	0.0	1.5
Periodicals, subscriptions and single copy sales.....		511120-5	0.5	0.0	0.0	0.0	0.0	0.0
Specialized business and professional periodicals, subscriptions and single copy sales.....		511120-51	2.0	0.0	0.0	0.0	0.0	0.0
General and consumer periodicals, subscriptions and single copy sales.....		511120-52	0.0	0.0	0.0	0.0	0.0	0.0
Book publishers.....	51113		-0.2	0.4	-0.2	0.5	1.2	-3.1
Book publishers.....	511130		-0.2	0.4	-0.2	0.5	1.2	-3.1
Primary services.....		511130-P	-0.2	0.5	-0.2	0.5	1.2	-3.3
Print book publishing.....		511130-F	-0.2	0.6	0.5	0.2	1.0	-4.2
General adult and juvenile book publishing.....		511130-F1	0.4	-0.3	0.0	0.4	0.5	-0.3
General adult book publishing.....		511130-F11	-0.6	-0.2	0.2	0.7	1.4	-0.3
Juvenile book publishing.....		511130-F12	3.3	-0.4	-0.4	-0.6	-1.9	-0.1
Textbook publishing, including teachers' editions and workbooks.....		511130-F2	3.1	1.9	1.3	0.6	-0.9	-0.2
College textbook publishing.....		511130-F21	-0.4	1.1	3.9	-1.6	-2.9	-0.5
Elementary and high school textbook publishing.....		511130-F22	4.7	2.3	0.0	1.6	0.0	0.0
Technical, scientific, and professional book publishing.....		511130-F3	-3.0	0.4	-0.4	0.0	3.2	-9.8
General reference book publishing.....		511130-F4	-2.0	2.5	-0.6	4.3	0.0	-8.0
Religious book publishing.....		511130-F5	-0.5	-1.9	4.8	-2.1	-1.3	0.9
Digital book publishing.....		511130-G	0.0	-0.3	-3.6	1.8	2.3	0.9
Ebook publishing.....		511130-G1	-0.3	-0.9	-4.8	3.3	3.5	-1.0
Other digital book publishing.....		511130-G2	0.5	0.9	-1.1	-1.1	0.0	4.8
Other receipts.....		511130-SM	-0.2	0.0	0.0	0.0	0.0	0.0
Directory and mailing list publishers.....	51114		2.6	-0.6	0.4	0.2	-1.2	2.9
Directory and mailing list publishers.....	511140		2.6	-0.6	0.4	0.2	-1.2	2.9
Primary services.....		511140-P	2.5	-0.6	0.4	0.2	-1.3	2.9
Directory and mailing list publishing - advertising sales incl. telephone directory listings.....		511140-1	0.0	0.0	0.0	0.0	0.0	0.0
Directory and mailing list publishing - subscription, content, and licensing sales.....		511140-5	12.5	-2.8	2.2	1.1	-6.2	14.7
Other publishers.....	51119		2.1	-0.3	0.2	1.4	0.0	0.2
Greeting card publishers.....	511191		2.1	-0.1	0.1	1.8	0.0	-0.1
Primary services.....		511191-P	1.9	-0.1	0.1	2.0	0.0	-0.1
Greeting card publishing.....		511191-3	1.9	-0.1	0.1	2.0	0.0	-0.1
Other receipts.....		511191-SM	4.7	-	0.1	0.0	-0.2	0.3
All other publishers.....	511199		1.9	-0.7	0.4	0.4	0.0	0.8
Primary services.....		511199-P	1.9	-0.7	0.5	0.4	0.0	0.8
All other publishing including yearbooks, art prints, patterns, and trading cards.....		511199-6	1.9	-0.7	0.5	0.4	0.0	0.8
Software publishers.....	5112		1.1	-0.3	0.8	-0.2	-1.1	1.3
Software publishers.....	51121		1.1	-0.3	0.8	-0.2	-1.1	1.3
Software publishers.....	511210		1.0	-0.3	0.8	-0.2	-1.1	1.3
Primary services.....		511210-P	2.3	-0.4	0.9	-0.2	0.2	0.9
Software publishing, except games.....		511210-5	1.5	-0.3	1.1	-0.5	0.3	0.0
Application software publishing.....		511210-502	1.0	-0.5	1.8	-0.7	0.1	-0.6
Desktop and portable device application software publishing.....		511210-50201	-0.8	0.1	1.1	-2.1	0.2	-1.3
Other application software publishing.....		511210-50202	2.2	-1.0	2.3	0.4	0.0	-0.1
Software maintenance, technical support, and other services related to software publishing.....		511210-504	0.9	0.0	0.0	0.0	0.0	0.6
Game software publishing.....		511210-7	18.1	-3.5	-1.9	5.9	-1.7	21.7
Broadcasting, except Internet.....	515		0.1	2.0	0.9	3.2	0.7	-0.7
Radio and television broadcasting.....	5151		4.4	3.6	0.2	3.6	0.7	-3.9
Radio broadcasting.....	51511		5.2	2.1	-2.0	5.5	-1.3	-6.6
Radio broadcasting.....	515110		5.1	2.1	-2.0	5.5	-1.3	-6.6
Primary services.....		515110-P	5.7	2.3	-2.1	6.1	-1.4	-7.2
Radio station services.....		515110-1	6.1	3.1	-2.8	8.1	-1.9	-9.4
Radio station advertising sales.....		515110-101	7.2	3.6	-3.3	9.6	-2.2	-11.0
Radio station advertising sales, local.....		515110-10101	5.3	1.5	-2.4	10.1	-4.2	-9.2
Radio station advertising sales, national and regional.....		515110-10102	13.7	10.3	-6.0	7.9	4.0	-16.1
Other radio station services.....		515110-102	0.0	0.0	0.0	0.0	0.0	0.0

See footnotes at end of table.

Table 12. Producer price index percentage changes for the net output of selected industries and their products, not seasonally adjusted — Continued
 [January 2022]

Title ¹	Industry code	Product code	Unadjusted 12-month percent change ²	Unadjusted 1-month percent change ²					
				Jan. 2021 to Jan. 2022 ^P	Aug. to Sept.	Sept. to Oct. ^P	Oct. to Nov. ^P	Nov. to Dec. ^P	Dec. to Jan. ^P
Radio broadcasting - Continued									
Radio network and national syndication services.....		515110-2	4.8	0.0	0.0	0.0	0.0	0.0	0.0
Other receipts.....		515110-SM	-0.2	0.0	-0.1	-0.2	0.3	-0.3	
Television broadcasting.....	51512		4.0	4.3	1.0	2.9	1.4	-2.9	
Television broadcasting.....	515120		3.9	4.3	1.0	2.9	1.4	-2.9	
Primary services.....		515120-P	2.7	3.8	0.8	3.1	0.9	-2.9	
Television advertising sales.....		515120-3	4.5	6.1	1.0	3.8	1.1	-3.5	
Other television broadcasting services.....		515120-4	-4.6	-5.4	0.0	0.0	0.0	0.0	
Other receipts.....		515120-SM	10.0	4.4	2.0	0.8	4.4	-1.9	
Cable and other subscription programming.....	5152		-1.8	1.3	1.3	3.0	0.6	0.9	
Cable and other subscription programming.....	51521		-1.8	1.3	1.3	3.0	0.6	0.9	
Cable and other subscription programming.....	515210		-1.8	1.3	1.3	3.0	0.6	0.9	
Primary services.....		515210-P	-1.8	1.3	1.3	3.0	0.6	0.9	
Cable network advertising services.....		515210-1	-17.8	4.7	4.6	10.2	2.0	-3.8	
Cable network programming services.....		515210-2	7.4	0.0	0.0	0.0	0.0	3.0	
Telecommunications.....	517		1.8	-0.2	0.3	-0.4	0.2	0.3	
Wired and wireless telecommunications carriers.....	5173		1.7	-0.2	0.3	-0.4	0.2	0.4	
Wired and wireless telecommunications carriers.....	51731		1.7	-0.2	0.3	-0.4	0.2	0.4	
Wired telecommunications carriers.....	517311		2.6	-0.4	0.5	-0.5	0.3	0.5	
Primary products.....		517311-P	2.7	-0.4	0.5	-0.5	0.3	0.5	
Local telephone service, except private lines.....		517311-1	0.3	0.1	0.0	0.0	0.0	0.1	
Residence local telephone service.....		517311-111	0.0	0.0	0.0	0.0	0.0	0.0	
Business and other local telephone service.....		517311-112	0.8	0.2	-0.1	0.0	0.0	0.3	
Public switched toll service.....		517311-2	4.9	-0.1	1.1	1.1	0.1	0.7	
Residence switched toll service.....		517311-21	5.4	-0.1	1.6	1.3	-0.5	1.0	
Business switched toll and other toll service.....		517311-22	4.2	-0.2	0.4	0.8	1.1	0.3	
Private line telephone service.....		517311-3	0.0	0.0	0.0	0.0	0.0	0.0	
All-distance telephone service.....		517311-4	4.4	0.0	0.0	0.0	0.0	0.0	
Video programming distribution.....		517311-5	3.8	0.0	0.0	0.0	0.0	2.1	
Video programming subscriber services.....		517311-501	3.9	0.0	0.0	0.0	0.0	2.2	
Advertising services.....		517311-502	3.5	0.0	0.0	0.0	0.0	0.0	
Internet access services.....		517311-6	-1.3	0.0	-0.1	0.0	0.1	0.0	
Residential Internet access services.....		517311-601	-1.1	0.0	-0.2	0.0	0.2	0.0	
Business Internet access services.....		517311-602	-1.5	0.0	0.0	0.0	0.0	0.0	
Bundled access services.....		517311-7	4.0	-0.9	1.1	-1.5	0.8	0.2	
Other wired telecommunications services.....		517311-9	0.0	0.0	0.0	0.0	0.0	0.0	
Wireless telecommunications carriers.....	517312		0.1	0.0	0.0	-0.2	0.0	0.0	
Primary services.....		517312-P	0.1	0.0	0.0	-0.2	0.0	0.0	
Wireless telecommunications services.....		517312-1	0.1	0.0	0.0	-0.2	0.0	0.0	
Data processing and related services.....	5182		-0.3	-0.1	0.2	0.0	0.0	-0.9	
Data processing and related services.....	51821		-0.3	-0.1	0.2	0.0	0.0	-0.9	
Data processing, hosting and related services.....	518210		-0.3	-0.1	0.2	0.0	0.0	-0.9	
Primary services.....		518210-P	-0.4	-0.2	0.2	0.0	0.0	-1.3	
Business process management services.....		518210-1	0.1	0.0	0.0	0.0	0.1	0.0	
Data management, information transformation, and related services.....		518210-4	0.1	0.0	0.0	0.0	0.0	0.0	
Hosting, ASP, and other IT infrastructure provisioning services.....		518210-5	-0.8	-0.3	0.4	0.0	0.0	-2.3	
Other receipts.....		518210-SM	0.0	0.0	0.0	0.0	0.0	0.0	
Internet publishing and web search portals.....	519130		5.0	0.0	1.1	0.3	0.4	-0.8	
Primary services.....		519130-P	2.2	0.0	-0.6	0.4	0.4	0.1	
Internet publishing and web search portals - advertising sales.....		519130-1	3.5	-0.1	-1.4	0.7	0.8	0.4	
Internet publishing and web search portals - subscription, content access, and licensing sales.....		519130-2	1.1	0.0	0.2	0.1	0.1	-0.1	
Depository credit intermediation.....	5221		3.7	0.7	-1.3	1.8	-1.6	2.0	
Commercial banking.....	52211		3.7	0.7	-1.4	2.0	-1.8	2.2	
Commercial banking.....	522110		3.7	0.7	-1.4	2.0	-1.8	2.2	
Primary services.....		522110-P	3.7	0.7	-1.4	2.0	-1.8	2.2	
Loan services.....		522110-1	8.5	1.3	-2.6	3.3	-0.6	2.7	
Residential real estate loans, except home equity.....		522110-101	7.4	-1.5	-1.9	3.9	1.5	-0.5	
Nonresidential real estate loans.....		522110-102	10.0	-0.4	-3.9	4.0	-2.1	6.9	

See footnotes at end of table.

Table 12. Producer price index percentage changes for the net output of selected industries and their products, not seasonally adjusted — Continued
 [January 2022]

Title ¹	Industry code	Product code	Unadjusted 12-month percent change ²	Unadjusted 1-month percent change ²				
				Jan. 2021 to Jan. 2022 ^P	Aug. to Sept.	Sept. to Oct. ^P	Oct. to Nov. ^P	Nov. to Dec. ^P
Commercial banking - Continued								
Home equity loans.....		522110-103	5.8	0.3	-1.1	0.3	0.1	1.4
Commercial, industrial, and agricultural loans, except real estate.....		522110-105	15.4	6.7	-2.7	4.9	-0.1	1.0
New and used auto and truck loans.....		522110-106	-0.2	5.0	-5.6	4.9	-4.9	4.1
Credit cards, overdraft credit, and related plans.....		522110-107	-0.3	2.4	-2.9	2.1	-2.7	2.9
Other loan services.....		522110-108	5.9	3.2	-0.6	-0.1	0.1	3.7
Deposit services.....		522110-2	-4.0	-0.5	0.7	0.2	-4.6	1.4
Demand deposits.....		522110-201	-9.2	-1.0	0.3	1.2	-6.9	2.4
Time and other deposits.....		522110-202	0.7	0.0	1.1	-0.6	-2.6	0.5
Trust services.....		522110-3	-4.4	0.0	0.1	-3.7	0.0	0.1
Other banking services.....		522110-4	-2.2	-0.2	-0.6	0.3	-0.3	0.4
Savings institutions.....	52212		3.0	0.8	0.5	-0.5	1.2	-0.7
Savings institutions.....	522120		3.0	0.8	0.5	-0.5	1.2	-0.7
Primary services.....		522120-P	2.9	0.8	0.5	-0.5	1.2	-0.7
Loan services.....		522120-1	-6.3	0.7	0.3	-0.7	1.5	-0.9
Residential real estate loans, except home equity.....		522120-101	-11.9	1.0	1.4	-3.5	2.8	-3.0
Nonresidential real estate loans.....		522120-102	-0.7	-1.3	0.3	2.6	-0.4	0.0
Home equity loans.....		522120-103	19.3	0.2	-2.9	6.7	4.9	2.2
Commercial, industrial, and agricultural loans, except real estate.....		522120-105	8.4	5.8	-2.6	8.6	-3.4	2.4
New and used auto and truck loans.....		522120-106	8.7	-1.7	-0.9	10.2	-6.4	3.3
Credit cards, overdraft credit, and related plans.....		522120-109	-2.2	2.9	-1.5	-1.8	-2.2	2.4
Other loan services.....		522120-111	-8.0	-3.3	-1.1	1.8	2.0	4.0
Deposit services.....		522120-2	23.3	1.0	0.9	-0.4	0.9	-0.4
Demand deposits.....		522120-201	-3.8	0.2	-0.4	-1.7	-1.4	0.4
Time and other deposits.....		522120-202	32.0	1.1	1.2	0.0	1.4	-0.6
Trusts and other banking services.....		522120-3	2.0	0.0	0.0	0.0	0.3	1.4
Security, commodity contracts and like activity.....	523		8.6	0.9	-2.6	3.7	-0.4	0.9
Securities and commodity contracts intermediation and brokerage.....	5231		7.4	0.0	-4.6	5.3	-0.4	-1.6
Investment banking and securities dealing.....	52311		12.0	-0.4	-6.0	6.9	0.0	-0.4
Investment banking and securities dealing.....	523110		12.0	-0.4	-6.0	6.9	0.0	-0.4
Primary services.....		523110-P	12.0	-0.4	-6.0	6.9	0.0	-0.4
Dealer transactions.....		523110-2	4.6	-5.5	-16.9	22.3	-1.1	-1.6
Dealer transactions, equity securities.....		523110-201	12.2	-6.8	-21.0	27.9	-1.1	-1.2
Dealer transactions, debt securities and all other trading.....		523110-202	-15.1	-0.5	-2.7	6.6	-1.4	-2.8
Investment banking services.....		523110-3	17.5	2.5	0.0	0.0	0.6	0.3
Other securities dealing services.....		523110-4	-32.3	2.5	-9.3	9.9	-5.5	-0.4
Securities brokerage.....	52312		-0.6	0.9	-2.1	2.4	-1.2	-3.9
Securities brokerage.....	523120		-0.7	0.9	-2.1	2.4	-1.2	-3.9
Primary services.....		523120-P	-0.6	1.0	-2.1	2.4	-1.2	-3.9
Brokerage services.....		523120-1	3.2	2.4	-5.1	5.3	-0.9	-2.3
Brokerage services, equities and ETFs.....		523120-101	5.0	3.7	-7.9	8.4	-1.5	-3.5
Brokerage services, all other securities.....		523120-102	0.1	0.1	0.0	0.0	0.2	-0.1
Other securities related services including margin lending and mutual fund sales.....		523120-4	-2.8	0.1	-0.3	0.8	-1.3	-4.9
Portfolio management.....	52392		8.2	1.2	-1.3	2.5	-0.2	1.9
Portfolio management.....	523920		8.2	1.2	-1.3	2.5	-0.2	1.9
Primary services.....		523920-P	8.2	1.2	-1.3	2.5	-0.2	1.9
Mutual fund and exchange traded fund management.....		523920-1	13.1	1.9	-1.9	4.8	-0.1	0.9
Management of equity funds.....		523920-101	21.7	3.0	-2.7	7.6	-0.1	1.0
Management of bond funds.....		523920-102	-1.3	0.0	-0.5	-0.1	-0.1	0.2
Management of other funds.....		523920-103	0.5	0.0	-0.5	0.1	0.0	1.0
Private portfolio management.....		523920-2	4.3	0.6	-0.9	0.6	-0.4	2.9
Management of equity private portfolios.....		523920-201	5.6	1.0	-2.5	1.2	-0.7	5.3
Management of bond private portfolios.....		523920-202	-1.8	0.0	0.3	0.0	0.0	0.5
Management of other private portfolios.....		523920-203	6.8	0.2	1.4	0.1	0.0	-0.1
Investment advice.....	52393		15.6	2.2	-3.7	5.2	-1.5	2.9
Investment advice.....	523930		15.6	2.2	-3.7	5.2	-1.5	2.9
Primary services.....		523930-P	15.6	2.2	-3.7	5.2	-1.5	2.9
Investment advisory services.....		523930-1	15.6	2.2	-3.7	5.2	-1.5	2.9
Insurance carriers and related activities.....	524		0.9	0.0	0.0	0.0	0.1	0.4
Insurance carriers.....	5241		1.0	0.0	0.0	0.0	0.1	0.4

See footnotes at end of table.

Table 12. Producer price index percentage changes for the net output of selected industries and their products, not seasonally adjusted — Continued
 [January 2022]

Title ¹	Industry code	Product code	Unadjusted 12-month percent change ²	Unadjusted 1-month percent change ²				
				Jan. 2021 to Jan. 2022 ^P	Aug. to Sept.	Sept. to Oct. ^P	Oct. to Nov. ^P	Nov. to Dec. ^P
Direct life/health/medical insurance carriers.....	52411		1.1	0.0	0.0	0.0	0.0	0.7
Direct life insurance carriers.....	524113		0.4	-0.1	0.0	-0.1	0.0	0.4
Primary services.....		524113-P	0.4	-0.1	0.0	-0.1	0.0	0.4
Life insurance policies.....		524113-1	1.2	-0.1	0.0	-0.2	0.0	0.7
Individual life insurance policies.....		524113-101	2.1	0.2	0.0	0.3	0.0	0.9
Term life insurance policies.....		524113-10101	2.2	0.0	0.0	-0.1	0.0	0.2
Whole life insurance policies.....		524113-10102	2.4	0.4	0.0	0.7	0.0	1.5
Universal life insurance policies.....		524113-10103	2.0	0.0	0.0	0.0	0.0	0.7
Variable-universal and other individual life insurance policies.....		524113-10105	-0.1	0.0	0.0	0.0	0.0	0.0
Group life insurance policies.....		524113-102	-2.2	-1.2	-0.1	-1.9	0.0	-0.2
Annuities.....		524113-2	-1.7	0.0	0.1	0.1	0.0	-0.4
Variable deferred annuities.....		524113-201	-0.1	0.0	0.0	0.0	0.0	0.0
Fixed-rate deferred annuities.....		524113-202	-5.2	0.0	0.5	0.0	0.0	-1.2
Immediate annuities.....		524113-203	-1.2	-0.1	-0.5	0.8	-0.3	-0.2
Disability insurance policies.....		524113-3	-0.1	0.0	0.0	0.0	0.0	-0.1
Direct health and medical insurance carriers.....	524114		1.4	0.1	0.0	0.0	0.0	0.8
Primary services.....		524114-P	1.5	0.1	0.0	0.0	0.0	0.8
Medical service plans.....		524114-1	1.5	0.1	0.0	0.0	0.0	0.8
Comprehensive medical service plans.....		524114-101	1.8	0.1	0.0	0.0	0.0	0.9
Group managed care medical service plans.....		524114-10101	1.8	0.1	0.0	0.0	0.0	1.0
Group fee-for-service medical service plans.....		524114-10102	0.7	0.0	0.0	0.0	0.0	0.0
Individual comprehensive medical service plans.....		524114-10103	1.8	0.0	0.0	0.0	0.0	0.7
Non-comprehensive medical service plans.....		524114-103	0.0	0.1	-0.2	0.0	0.0	0.3
Dental service plans.....		524114-10301	-1.8	0.0	-0.5	0.0	0.0	0.0
Supplemental Medicare service plans.....		524114-10302	2.4	0.4	0.0	0.0	0.0	1.1
Other medical service plans.....		524114-10303	0.1	0.0	0.0	0.0	0.0	0.0
Indemnity health insurance plans.....		524114-2	0.0	0.0	0.0	0.0	0.0	0.0
Other direct insurance carriers.....	52412		0.5	-0.1	-0.1	0.0	0.3	0.0
Direct property and casualty insurers.....	524126		0.5	-0.1	-0.1	0.0	0.3	0.0
Primary services.....		524126-P	0.5	-0.1	-0.1	0.0	0.3	0.0
Private passenger auto insurance.....		524126-1	1.6	-0.1	-0.3	0.0	0.5	0.0
Homeowner's insurance.....		524126-2	1.1	0.3	0.1	0.0	0.0	0.0
Commercial auto insurance.....		524126-3	-1.4	0.5	0.0	-0.4	-0.4	-0.8
Non-auto liability insurance.....		524126-4	1.0	0.0	0.0	-0.1	-0.1	0.8
Medical malpractice insurance.....		524126-402	4.0	0.0	0.0	0.0	0.0	3.5
Product and other non-auto liability insurance.....		524126-403	0.3	0.0	0.0	-0.1	-0.2	0.2
Commercial multiple peril insurance.....		524126-5	2.2	1.2	0.0	1.0	1.6	0.0
Worker's compensation insurance.....		524126-6	-7.6	-4.1	0.0	-0.1	0.0	-1.5
Other property and casualty insurance.....		524126-7	-0.5	0.0	0.0	0.1	0.0	0.4
Insurance agencies and brokerages.....	52421		0.6	0.2	0.1	0.0	0.0	0.0
Insurance agencies and brokerages.....	524210		0.6	0.2	0.1	0.0	0.0	0.0
Primary services.....		524210-P	0.6	0.2	0.1	0.0	0.0	0.0
Sale of property and casualty insurance.....		524210-1	0.9	0.2	0.1	0.0	0.0	0.0
Sale of personal property and casualty insurance.....		524210-101	0.4	0.3	0.0	0.0	0.0	0.0
Sale of private passenger auto insurance.....		524210-10101	0.3	0.0	0.0	0.0	0.0	0.0
Sale of homeowner's insurance.....		524210-10102	0.9	1.0	0.0	0.0	0.0	0.0
Sale of other personal property and casualty insurance.....		524210-10103	0.2	0.1	0.0	0.1	0.0	0.0
Sale of commercial property and casualty insurance.....		524210-102	1.4	0.2	0.2	0.0	0.0	0.1
Sale of life insurance and annuities.....		524210-2	-0.2	0.0	0.0	0.1	0.0	0.0
Sale of health and medical insurance.....		524210-3	0.5	0.4	0.0	0.0	0.0	0.0
Sale of other insurance.....		524210-4	0.1	0.0	0.0	0.0	0.0	0.1
Lessors of nonresidential buildings (except miniwarehouses).....	53112		2.8	0.4	-1.5	0.4	0.7	1.2
Lessors of nonresidential buildings.....	531120		2.8	0.4	-1.4	0.4	0.7	1.2
Primary services.....		531120-P	2.8	0.4	-1.5	0.4	0.7	1.2
Leasing of shopping centers and retail stores.....		531120-1	2.6	3.1	-3.8	-1.4	3.5	3.3
Leasing of professional and office buildings.....		531120-2	4.5	-0.4	1.0	1.3	0.2	-0.5
Leasing of manufacturing and industrial buildings.....		531120-3	2.4	0.6	0.2	0.0	0.3	0.8
Leasing of other nonresidential buildings and facilities.....		531120-7	-6.0	-6.4	-7.1	3.5	-8.3	2.1
Lessors of miniwarehouse and self storage units.....	53113		12.7	1.4	1.3	0.3	1.2	-0.4
Miniwarehouse and self-storage unit operators.....	531130		12.7	1.4	1.3	0.3	1.2	-0.4
Primary services.....		531130-P	12.7	1.4	1.3	0.3	1.2	-0.4
Miniwarehouse and self-storage unit operation.....		531130-1	12.7	1.4	1.3	0.3	1.2	-0.4

See footnotes at end of table.

Table 12. Producer price index percentage changes for the net output of selected industries and their products, not seasonally adjusted — Continued
 [January 2022]

Title ¹	Industry code	Product code	Unadjusted 12-month percent change ²	Unadjusted 1-month percent change ²				
				Jan. 2021 to Jan. 2022 ^P	Aug. to Sept.	Sept. to Oct. ^P	Oct. to Nov. ^P	Nov. to Dec. ^P
Offices of real estate agents and brokers.	5312		10.0	0.8	0.3	0.3	0.3	0.6
Offices of real estate agents and brokers.	53121		10.0	0.8	0.3	0.3	0.3	0.6
Offices of real estate agents and brokers.	531210		10.0	0.8	0.3	0.3	0.3	0.6
Primary services.		531210-P	10.0	0.8	0.3	0.3	0.3	0.6
Real estate brokerage, residential property sales and leases.		531210-1	10.3	0.9	0.1	0.3	0.2	0.4
Real estate brokerage, nonresidential property sales and leases including land sales and leases.		531210-6	8.6	0.5	1.2	0.1	0.8	1.5
Real estate brokerage, nonresidential property sales including land sales.		531210-601	16.2	1.1	2.1	0.3	1.5	2.5
Real estate brokerage, nonresidential property leases including land leases.		531210-602	1.1	0.0	0.2	0.0	0.0	0.4
Real estate property managers.	53131		3.7	0.3	0.0	0.2	0.6	0.0
Residential property managers.	531311		5.4	0.2	-0.1	0.2	0.8	0.0
Primary services.		531311-P	5.4	0.2	-0.1	0.2	0.8	0.0
Residential property management services.		531311-1	5.4	0.2	-0.1	0.2	0.8	0.0
Nonresidential property managers.	531312		-0.5	0.7	0.4	0.2	0.2	-0.1
Primary services.		531312-P	-0.5	0.7	0.4	0.2	0.2	-0.1
Nonresidential property management services.		531312-1	-0.5	0.7	0.4	0.2	0.2	-0.1
Offices of real estate appraisers.	531320		6.4	1.4	-0.4	0.7	1.4	0.2
Primary services.		531320-P	6.3	1.4	-0.4	0.7	1.4	0.2
Real estate appraisal services.		531320-1	6.4	1.4	-0.4	0.7	1.4	0.2
Automotive equipment rental and leasing.	5321		18.7	-7.5	4.7	-1.4	-1.6	-4.9
Passenger car rental and leasing.	53211		30.2	-10.6	6.6	-2.2	-2.3	-5.1
Passenger car rental.	532111		30.1	-10.6	6.6	-2.2	-2.3	-5.1
Primary services.		532111-P	30.2	-10.6	6.6	-2.2	-2.3	-5.1
Standard passenger car rental.		532111-2	34.5	-14.1	8.2	-2.9	-3.0	-6.8
Passenger car rental for business travel.		532111-211	16.1	-5.4	6.2	-3.0	-1.4	-4.2
Passenger car rental for leisure travel.		532111-221	43.3	-17.0	9.0	-2.9	-3.5	-7.8
Replacement passenger car rental.		532111-3	18.7	2.6	1.6	0.4	-0.1	0.3
Truck, utility trailer and RV rental and leasing.	53212		-0.6	0.2	0.5	0.2	0.0	-4.4
Truck, utility trailer, and RV rental and leasing.	532120		-0.6	0.2	0.5	0.2	0.0	-4.4
Primary services.		532120-P	-1.0	0.2	0.5	0.3	0.0	-5.2
Rental of trucks, truck trailers, RVs.		532120-1	-5.0	-0.9	1.5	0.4	-0.3	-12.3
Leasing of trucks, truck trailers, and RVs.		532120-4	1.7	1.0	-0.2	0.2	0.2	-0.2
Other receipts.		532120-SM	1.7	0.0	0.3	-0.1	0.0	0.0
Other heavy machinery rental and leasing.	532412		5.5	0.1	0.4	0.4	0.3	0.4
Primary services.		532412-P	1.9	0.2	0.2	0.7	-0.1	-0.2
Construction equipment rental and leasing.		532412-1	2.4	0.2	0.2	1.0	-0.1	-0.3
Oilfield and well drilling equipment rental and leasing.		532412-2	0.7	0.0	0.0	0.0	0.0	0.0
Other receipts.		532412-SM	10.4	0.0	0.8	0.0	0.8	1.2
Legal services.	5411		5.8	0.1	0.5	-0.1	0.1	2.7
Offices of lawyers.	54111		5.8	0.1	0.5	-0.1	0.1	2.7
Offices of lawyers.	541110		5.8	0.1	0.5	-0.1	0.1	2.7
Primary services.		541110-P	5.8	0.1	0.5	-0.1	0.1	2.7
Labor and employment legal services.		541110-A	5.9	0.0	2.0	-1.3	0.7	2.4
Criminal legal services.		541110-B	0.8	0.0	0.0	0.0	0.0	0.5
Other legal services.		541110-C	-0.2	0.0	0.0	0.0	0.0	-0.3
Real estate legal services.		541110-2	9.0	-0.3	0.3	0.2	0.1	6.9
Civil negligence legal services.		541110-3	6.0	0.1	0.4	0.0	0.0	3.5
Defendant representation.		541110-301	5.6	-0.1	0.6	0.0	0.0	2.7
Plaintiff representation.		541110-302	6.5	0.6	0.0	0.0	0.0	4.7
Wills, estate planning, and probate.		541110-6	-2.1	0.0	0.0	0.0	0.0	-2.1
Business and commercial legal services.		541110-9	8.1	-0.1	0.6	-0.1	0.1	3.3
Tax legal services.		541110-901	9.2	0.0	0.0	0.0	0.0	7.5
Intellectual property legal services.		541110-902	7.4	0.0	-0.1	-0.5	0.9	4.5
Bankruptcy and other business and commercial legal services.		541110-903	8.0	-0.1	0.8	0.0	-0.1	2.9
Offices of certified public accountants.	541211		0.2	0.6	-0.4	0.2	0.5	1.2
Primary services.		541211-P	-0.2	0.7	-0.5	0.1	0.5	1.2
Other accounting services.		541211-A	8.3	1.7	-2.5	0.4	5.2	1.3
Financial auditing.		541211-4	4.7	-0.3	-0.8	-0.1	-0.3	2.1
Tax preparation and planning.		541211-5	-8.0	1.1	0.7	0.1	-0.7	0.7
Bookkeeping and compilation.		541211-9	4.0	0.8	-0.4	0.1	0.4	-0.5

See footnotes at end of table.

Table 12. Producer price index percentage changes for the net output of selected industries and their products, not seasonally adjusted — Continued
 [January 2022]

Title ¹	Industry code	Product code	Unadjusted 12-month percent change ²	Unadjusted 1-month percent change ²				
				Jan. 2021 to Jan. 2022 ^P	Aug. to Sept.	Sept. to Oct. ^P	Oct. to Nov. ^P	Nov. to Dec. ^P
Other accounting services.....	541219		8.6	0.1	0.3	0.7	1.0	0.0
Primary services.....		541219-P	8.6	0.1	0.3	0.7	1.0	0.0
Other accounting services (non-CPA firms).....		541219-1	8.6	0.1	0.3	0.7	1.0	0.0
Architectural, engineering and related services.....	5413		4.0	0.0	0.4	0.1	0.0	3.0
Architectural services.....	54131		2.7	0.4	0.1	0.2	0.5	0.1
Architectural services.....	541310		2.7	0.4	0.1	0.2	0.5	0.1
Primary services.....		541310-P	2.6	0.4	0.1	0.2	0.5	0.1
Residential building projects.....		541310-1	4.5	0.8	0.0	0.0	3.1	-0.3
Nonresidential building projects.....		541310-7	2.1	0.3	0.1	0.2	0.0	0.1
Commercial and industrial building projects.....		541310-71	1.6	0.1	0.1	0.0	0.0	0.0
Institutional building projects.....		541310-72	2.8	0.6	0.1	0.4	0.0	0.2
Other architectural services, incl. historic restoration & architectural consulting services.....		541310-8	6.2	0.2	0.0	0.0	0.0	0.3
Engineering services.....	54133		4.2	0.0	0.4	0.1	-0.1	3.4
Engineering services.....	541330		4.1	0.0	0.4	0.1	-0.1	3.4
Primary services.....		541330-P	4.6	0.0	0.5	0.1	-0.1	3.7
Building related engineering projects.....		541330-1	0.8	0.0	0.2	0.0	0.0	0.3
Residential building engineering projects.....		541330-101	1.0	0.0	0.6	0.0	0.0	0.0
Commercial, public, and institutional building engineering projects.....		541330-102	2.3	0.0	0.4	0.2	0.1	0.8
Industrial and manufacturing plant and process engineering projects.....		541330-103	0.3	0.0	0.1	0.0	0.0	0.2
Non-building related engineering projects.....		541330-2	7.5	0.0	0.7	0.2	-0.2	6.3
Transportation engineering projects.....		541330-201	3.4	0.0	0.4	0.7	-0.8	2.6
Highway and roadway engineering projects.....		541330-20101	2.7	-0.2	0.5	-0.2	-0.2	2.4
Other transportation engineering projects, including mass transit engineering projects.....		541330-20102	4.3	0.1	0.2	1.7	-1.5	2.9
Municipal utility and power generation and distribution engineering projects.....		541330-202	4.5	0.0	1.5	0.0	0.0	2.1
All other non-building related engineering projects.....		541330-203	12.4	-0.1	0.2	0.0	0.0	12.2
Other receipts.....		541330-SM	—	0.0	0.0	—	—	—
Management and technical consulting services.....	5416		3.1	0.2	0.9	-0.4	0.2	1.8
Management consulting services.....	54161		3.1	0.2	0.9	-0.4	0.2	1.8
Management consulting services.....	541610		3.1	0.2	0.9	-0.4	0.2	1.8
Primary services.....		541610-P	3.0	0.2	0.9	-0.4	0.2	1.8
Administrative and general management consulting services.....		541610-1	2.7	0.0	0.6	0.1	0.5	1.7
Marketing consulting services.....		541610-3	7.0	0.0	0.0	0.0	0.0	0.0
Process, physical distribution and logistics consulting services.....		541610-4	11.3	3.8	1.4	-0.7	0.2	4.8
Human resources consulting services.....		541610-5	-3.9	-1.6	3.4	-5.0	-2.5	-0.3
Other management consulting services.....		541610-8	1.8	-0.1	0.4	0.0	-0.4	1.5
Advertising agencies.....	54181		5.7	0.0	-2.5	4.6	1.8	1.9
Advertising agencies.....	541810		5.7	0.0	-2.5	4.6	1.8	1.9
Primary services.....		541810-P	6.4	0.0	-2.9	5.2	2.0	2.1
Advertising agency services.....		541810-4	—	—	-2.9	5.2	2.0	2.1
Advertising creative services billed separately.....		541810-401	-3.4	0.0	-0.3	-3.1	0.0	0.0
Advertising placement services, including bundled placement and creative services.....		541810-402	9.8	0.0	-3.9	8.4	2.8	2.5
Other advertising services billed separately.....		541810-403	3.5	0.0	0.0	0.0	0.0	3.5
Other receipts.....		541810-SM	0.0	0.0	0.0	0.0	0.0	0.0
Employment services.....	5613		5.4	0.0	0.2	0.9	0.9	0.6
Employee leasing services.....	56133		2.1	0.1	0.1	0.0	0.0	0.0
Professional employer organizations.....	561330		2.1	0.1	0.1	0.0	0.0	0.0
Primary services.....		561330-P	2.1	0.1	0.1	0.0	0.0	0.0
Co-employment staffing.....		561330-1	2.1	0.1	0.1	0.0	0.0	0.0
Staffing services (except PEOs).....	56138		7.8	0.0	0.2	1.5	1.5	1.1
Staffing services (except PEOs).....	561380		7.8	0.0	0.2	1.5	1.5	1.1
Primary services.....		561380-P	7.9	0.0	0.2	1.5	1.5	1.2
Temporary help services.....		561380-1	8.5	0.1	0.5	1.6	1.5	1.5
Temporary help services, office and clerical.....		561380-101	4.3	-0.9	2.9	1.1	0.5	0.9
Temporary help services, light and heavy industrial.....		561380-102	3.8	1.1	-2.5	1.8	1.0	0.8
Temporary help services, technical and professional.....		561380-103	8.3	-1.5	0.6	0.5	0.7	0.0
Temporary help services, medical.....		561380-104	42.7	4.0	4.1	6.8	6.8	7.7
Temporary help services, other.....		561380-105	-4.1	0.3	-0.5	0.1	0.5	1.3
Employment placement services.....		561380-2	7.4	0.7	-2.0	0.3	2.4	0.1

See footnotes at end of table.

Table 12. Producer price index percentage changes for the net output of selected industries and their products, not seasonally adjusted — Continued
 [January 2022]

Title ¹	Industry code	Product code	Unadjusted 12-month percent change ²	Unadjusted 1-month percent change ²				
				Jan. 2021 to Jan. 2022 ^P	Aug. to Sept.	Sept. to Oct. ^P	Oct. to Nov. ^P	Nov. to Dec. ^P
Staffing services (except PEOs) - Continued								
Executive search services.....		561380-3	-4.4	-2.5	-0.6	1.8	-0.1	-5.2
Travel agencies.....	56151		1.8	0.6	-1.6	-0.4	-0.9	0.8
Travel agencies.....	561510		1.9	0.6	-1.6	-0.4	-0.9	0.8
Primary services.....		561510-P	2.1	0.6	-1.7	-0.4	-0.9	0.8
Flight bookings.....		561510-1	-2.3	0.7	-1.1	0.3	0.1	1.0
Domestic flight bookings.....		561510-111	-9.6	0.2	0.6	0.4	-0.2	0.2
International flight bookings.....		561510-112	2.8	1.1	-2.1	0.2	0.3	1.5
Other travel agency services, except flight bookings.....		561510-2	4.0	0.6	-1.9	-0.7	-1.3	0.8
Hotel and car rental bookings.....		561510-211	13.3	-1.4	-5.0	0.7	1.0	1.8
Hotel bookings.....		561510-2111	15.3	-0.8	-4.2	0.3	0.9	3.5
Car rental bookings.....		561510-2112	4.4	-4.4	-8.4	2.9	1.8	-5.8
Cruise and tour bookings.....		561510-222	6.5	3.7	-3.5	-3.6	-6.7	1.7
Cruise bookings.....		561510-2221	4.4	-0.3	-9.5	-5.1	-5.5	-0.8
Packaged tour bookings.....		561510-2222	7.8	6.6	0.5	-2.7	-7.4	3.2
All other travel agency services.....		561510-233	0.0	0.0	0.0	0.0	0.0	0.0
Security guards and patrol services.....	561612		6.1	1.0	0.6	0.0	0.5	1.1
Primary services.....		561612-P	6.1	1.0	0.6	0.0	0.5	1.1
Security guard services.....		561612-1	6.1	1.0	0.6	0.0	0.5	1.1
Janitorial services.....	56172		7.0	0.4	0.2	0.2	2.4	1.8
Janitorial services.....	561720		7.0	0.4	0.2	0.2	2.4	1.8
Primary services.....		561720-P	7.3	0.4	0.2	0.3	2.6	1.9
Janitorial cleaning services.....		561720-5	7.3	0.4	0.2	0.3	2.6	1.9
Nonresidential cleaning services.....		561720-51	7.2	0.4	0.2	0.3	2.9	2.0
Residential cleaning services.....		561720-52	8.8	0.5	0.0	0.0	0.0	1.3
Waste collection.....	5621		3.4	0.4	0.9	0.1	0.1	0.5
Waste collection.....	56211		3.4	0.4	0.9	0.1	0.1	0.5
Solid waste collection.....	562111		3.5	0.4	0.9	0.1	0.1	0.5
Primary services.....		562111-P	4.0	0.4	1.0	0.1	0.2	0.7
Solid waste collection services.....		562111-2	4.0	0.4	1.0	0.1	0.2	0.7
Offices of physicians.....	6211		1.7	0.2	0.1	0.3	0.1	0.0
Offices of physicians.....	62111		1.7	0.2	0.1	0.3	0.1	0.0
Offices of physicians, except mental health.....	621111		1.6	0.2	0.1	0.3	0.1	0.0
Primary services.....		621111-P	1.7	0.2	0.1	0.3	0.1	0.0
One and two physician practices and single specialty group practices.....		621111-4	1.3	0.3	0.0	0.0	0.0	-0.1
General/family practice.....		621111-411	1.0	0.7	0.2	0.0	0.0	0.4
Internal medicine.....		621111-412	1.9	0.0	0.0	0.0	0.0	-0.3
General surgery and other surgical specialties.....		621111-413	0.3	0.0	0.0	0.0	0.0	0.0
Pediatrics.....		621111-414	6.2	3.1	0.0	0.0	0.0	-0.1
Obstetrics/gynecology.....		621111-415	0.0	0.0	0.0	0.0	0.0	0.0
Other specialty.....		621111-419	0.6	0.0	0.0	0.2	0.0	-0.1
Multispecialty group practice.....		621111-5	2.7	0.2	0.2	0.8	0.5	0.0
Offices of dentists.....	6212		3.1	0.2	0.0	0.0	0.0	2.1
Offices of dentists.....	62121		3.1	0.2	0.0	0.0	0.0	2.1
Offices of dentists.....	621210		3.1	0.2	0.0	0.0	0.0	2.1
Primary services.....		621210-P	3.2	0.2	0.0	0.0	0.0	2.1
Dental visits and consultations.....		621210-1	5.4	0.7	0.0	0.0	0.0	3.6
Private insurance patients: dental visits and consultations.....		621210-11	2.1	0.0	0.0	0.0	0.0	0.7
Medicare, Medicaid and all other patients: dental visits and consultations.....		621210-12	10.1	1.6	0.0	0.0	0.0	7.8
Dental surgical intervention services.....		621210-2	2.8	0.0	0.0	0.0	0.0	2.2
Private insurance patients: dental surgical intervention services.....		621210-21	2.1	0.0	0.0	0.0	0.0	1.8
Medicare, Medicaid and all other patients: dental surgical intervention services.....		621210-22	3.7	0.0	0.0	0.0	0.0	2.7
Dental non-surgical intervention services.....		621210-3	1.7	0.0	0.0	0.0	0.0	0.9
Private insurance patients: dental non-surgical intervention services.....		621210-31	0.5	0.0	0.0	0.0	0.0	0.2
Medicare, Medicaid and all other patients: dental non-surgical intervention services.....		621210-32	3.1	0.0	0.0	0.0	0.0	1.8
Medical and diagnostic laboratories.....	6215		-0.2	0.1	0.0	0.0	0.0	-0.1
Medical and diagnostic laboratories.....	62151		-0.2	0.1	0.0	0.0	0.0	-0.1
Medical laboratories.....	621511		0.1	-0.1	0.0	-0.1	0.0	0.2

See footnotes at end of table.

Table 12. Producer price index percentage changes for the net output of selected industries and their products, not seasonally adjusted — Continued
 [January 2022]

Title ¹	Industry code	Product code	Unadjusted 12-month percent change ²	Unadjusted 1-month percent change ²				
				Jan. 2021 to Jan. 2022 ^P	Aug. to Sept.	Sept. to Oct. ^P	Oct. to Nov. ^P	Nov. to Dec. ^P
Medical laboratories - Continued								
Primary services.....		621511-P	0.1	-0.1	0.0	-0.1	0.0	0.2
Medical laboratory services.....		621511-2	0.1	-0.1	0.0	-0.1	0.0	0.2
Medicare patients.....		621511-23	0.0	0.0	0.0	0.0	0.0	0.0
Medicaid patients.....		621511-24	-0.8	0.0	0.0	-0.1	0.0	-0.1
Private insurance patients.....		621511-25	0.1	-0.1	0.0	-0.1	-0.1	0.0
All other patients.....		621511-26	0.9	0.0	0.0	0.0	0.0	0.9
Diagnostic imaging centers.....	621512		-0.9	0.3	0.0	0.0	0.0	-0.4
Primary services.....		621512-P	-0.9	0.3	0.0	0.0	0.0	-0.4
Diagnostic imaging services.....		621512-4	-0.9	0.3	0.0	0.0	0.0	-0.4
Medicare and Medicaid patients.....		621512-41	-0.6	1.1	0.0	0.0	0.0	-1.7
Private insurance and all other patients.....		621512-42	-0.9	0.0	0.0	0.0	0.0	0.0
Home health care services.....	6216		2.3	0.2	0.7	0.1	0.0	0.9
Home health care services.....	62161		2.3	0.2	0.7	0.1	0.0	0.9
Home health care services.....	621610		2.3	0.2	0.7	0.1	0.0	0.9
Primary services.....		621610-P	2.3	0.2	0.6	0.1	0.0	0.9
Medicare and Medicaid patients.....		621610-3	2.3	0.3	0.7	0.1	0.0	1.0
Medicare patients.....		621610-31	2.0	0.0	0.7	0.0	0.0	1.2
Medicaid patients.....		621610-32	2.7	0.6	0.7	0.2	0.0	0.9
Private insurance and all other patients.....		621610-4	2.2	0.0	0.0	0.0	0.0	0.3
Private insurance patients.....		621610-41	0.0	0.0	0.0	0.0	0.0	0.0
All other patients.....		621610-42	3.3	0.0	0.0	0.0	0.0	0.4
Other receipts.....		621610-SM	4.0	0.0	2.9	0.0	0.0	0.9
All other ambulatory health care services.....	62199		1.6	0.0	0.3	0.2	0.2	0.3
Blood and organ banks.....	621991		1.6	0.0	0.3	0.2	0.2	0.3
Primary services.....		621991-P	1.5	-0.1	0.3	0.2	0.2	0.3
Human blood services.....		621991-1	1.7	0.1	0.5	0.0	0.0	0.5
Human red blood and whole blood services.....		621991-12	0.4	0.0	0.6	0.1	0.1	0.5
Human blood plasma services.....		621991-13	2.0	0.1	0.1	-0.3	0.0	0.6
Human blood platelet and other blood services.....		621991-14	10.2	0.3	0.6	0.2	0.1	0.4
Human organ, bone, tissue, and other bank services.....		621991-2	0.9	-0.5	-0.1	1.0	0.8	-0.4
Other receipts.....		621991-SM	4.1	2.3	-0.8	-0.9	0.1	2.4
Hospitals.....	622		2.9	0.0	0.1	0.1	0.2	1.2
General medical and surgical hospitals.....	6221		2.9	0.0	0.1	0.1	0.1	1.2
General medical and surgical hospitals.....	62211		2.9	0.0	0.1	0.1	0.1	1.2
General medical and surgical hospitals.....	622110		2.8	0.0	0.1	0.1	0.1	1.2
Primary services.....		622110-P	3.0	0.0	0.1	0.1	0.1	1.3
Certain infectious and parasitic diseases.....		622110-201	6.9	0.0	0.5	0.6	0.5	5.2
Neoplasms.....		622110-202	11.1	-0.5	-1.2	-0.1	0.4	3.8
Diseases of the blood & blood-forming organs & certain disorders involving the immune mechanism.....		622110-203	2.7	0.0	2.1	0.0	0.0	0.0
Endocrine, nutritional and metabolic diseases.....		622110-204	-0.1	0.0	1.0	1.9	0.0	1.7
Mental and behavioural disorders.....		622110-205	5.4	0.0	-0.6	0.0	0.0	-0.2
Diseases of the nervous system.....		622110-206	0.0	-0.1	0.0	0.0	0.5	0.6
Diseases of the circulatory system.....		622110-209	0.9	0.0	0.2	0.0	0.0	0.4
Diseases of the respiratory system.....		622110-210	2.3	0.0	0.9	0.0	0.1	1.0
Diseases of the digestive system.....		622110-211	3.3	0.0	0.5	0.0	0.0	0.9
Diseases of the skin and subcutaneous tissue.....		622110-212	-5.7	0.0	0.5	0.0	0.8	0.1
Diseases of the musculoskeletal system and connective tissue.....		622110-213	2.4	0.7	0.6	0.0	0.4	1.3
Diseases of the genitourinary system.....		622110-214	2.2	0.0	0.0	0.1	0.2	1.3
Pregnancy, childbirth and the puerperium.....		622110-215	7.6	2.4	0.1	0.0	0.1	1.1
Certain conditions originating in the perinatal period.....		622110-216	4.3	0.0	0.0	0.0	0.0	0.0
Symptoms, signs and abnormal clinical and laboratory findings, not elsewhere classified.....		622110-218	2.3	0.0	0.0	0.0	0.0	1.8
Injury, poisoning and certain other consequences of external causes.....		622110-219	0.1	0.1	0.0	0.0	0.0	1.3
Factors influencing health status and contact with health services.....		622110-221	2.4	0.0	0.3	0.0	0.0	0.5
Other diseases.....		622110-223	4.2	0.0	-0.1	0.0	0.5	3.0
Psychiatric and substance abuse hospitals.....	6222		5.2	0.8	0.2	0.0	0.0	2.4
Psychiatric and substance abuse hospitals.....	62221		5.2	0.8	0.2	0.0	0.0	2.4
Psychiatric and substance abuse hospitals.....	622210		5.2	0.8	0.2	0.0	0.0	2.4
Primary services.....		622210-P	5.2	0.8	0.2	0.0	0.0	2.4

See footnotes at end of table.

Table 12. Producer price index percentage changes for the net output of selected industries and their products, not seasonally adjusted — Continued
 [January 2022]

Title ¹	Industry code	Product code	Unadjusted 12-month percent change ²	Unadjusted 1-month percent change ²				
				Jan. 2021 to Jan. 2022 ^P	Aug. to Sept.	Sept. to Oct. ^P	Oct. to Nov. ^P	Nov. to Dec. ^P
Psychiatric and substance abuse hospitals - Continued								
Psychiatric hospitals.....		622210-3	5.6	0.8	0.2	0.0	0.0	2.7
Medicare patients: psychiatric hospitals.....		622210-31	-1.7	0.0	0.2	0.0	0.0	-2.4
Medicaid patients: psychiatric hospitals.....		622210-32	-0.7	0.0	0.5	0.0	0.0	0.0
Private insurance and all other patients: psychiatric hospitals.....		622210-33	9.3	1.3	0.1	0.0	0.0	4.4
Other specialty hospitals.....	6223		2.0	-0.4	-0.6	0.2	0.8	0.1
Other specialty hospitals.....	62231		2.0	-0.4	-0.6	0.2	0.8	0.1
Other specialty hospitals.....	622310		2.0	-0.4	-0.6	0.2	0.8	0.1
Primary services.....		622310-P	2.1	-0.5	-0.6	0.3	0.8	0.1
Specialty, except psychiatric and substance abuse, hospitals.....		622310-6	2.1	-0.5	-0.6	0.3	0.8	0.1
Medicare patients.....		622310-61	2.2	-1.2	-0.4	0.4	1.9	0.3
Medicaid patients.....		622310-62	2.5	0.3	1.8	2.5	-0.4	0.2
Private insurance and all other patients.....		622310-63	1.9	-0.2	-1.1	-0.1	0.5	0.0
Nursing care facilities.....	6231		1.2	-0.1	0.4	0.3	0.0	0.3
Nursing care facilities.....	62311		1.2	-0.1	0.4	0.3	0.0	0.3
Nursing care facilities.....	623110		1.2	-0.1	0.4	0.3	0.0	0.3
Primary services.....		623110-P	1.2	-0.1	0.4	0.3	0.0	0.3
Medicare and Medicaid patients.....		623110-1	1.7	-0.1	0.7	0.4	-0.1	-0.1
Medicaid patients.....		623110-101	2.1	-0.1	0.5	0.6	-0.2	-0.2
Medicare patients.....		623110-102	1.0	0.0	1.1	0.0	0.0	0.0
Private insurance and all other patients.....		623110-3	0.7	0.0	-0.1	0.2	0.1	0.8
Private insurance patients.....		623110-301	0.7	0.0	0.0	0.0	0.0	0.0
All other patients.....		623110-302	0.6	-0.1	-0.1	0.3	0.1	0.9
Residential developmental disability homes.....	62321		4.2	0.2	0.3	0.0	0.0	0.7
Residential developmental disability homes.....	623210		4.1	0.2	0.3	0.0	0.0	0.7
Primary services.....		623210-P	4.0	0.2	0.0	0.0	0.0	0.7
Residential intellectual and developmental disability services.....		623210-1	4.0	0.2	0.0	0.0	0.0	0.7
Medicaid patients.....		623210-11	3.8	0.1	0.0	0.0	0.0	0.4
Non-Medicaid patients.....		623210-12	4.6	1.0	0.0	0.0	0.0	2.1
Amusement and theme parks.....	7131		8.4	-1.9	3.9	2.9	1.4	-1.5
Amusement and theme parks.....	71311		8.4	-1.9	3.9	2.9	1.4	-1.5
Amusement and theme parks.....	713110		8.4	-1.9	3.9	2.9	1.4	-1.5
Primary services.....		713110-P	8.0	-2.0	4.4	2.4	1.2	-1.7
Amusement and theme park admissions.....		713110-1	5.8	-2.6	6.9	0.4	2.0	-2.9
Amusement and theme park food and beverage sales.....		713110-2	8.1	-1.6	0.6	0.0	0.0	0.0
Amusement and theme park merchandise sales, games, and other services.....		713110-3	16.1	-0.5	0.0	13.3	-0.4	0.7
Other receipts.....		713110-SM	12.3	-1.0	-1.2	7.4	3.5	0.3
Golf courses and country clubs.....	71391		6.1	-0.1	-0.2	3.2	1.6	3.2
Golf courses and country clubs.....	713910		6.1	-0.1	-0.2	3.2	1.6	3.2
Primary services.....		713910-P	5.8	-0.1	-0.2	2.9	1.7	3.3
Membership dues and fees.....		713910-1	7.0	0.0	0.0	0.0	0.0	5.8
Greens and guest fees.....		713910-2	0.6	-1.0	-1.1	7.2	5.9	0.1
Food and beverage sales.....		713910-3	12.7	0.3	0.0	5.3	1.5	2.3
Equipment rentals and all other golf services.....		713910-4	-6.9	0.0	0.2	0.0	0.0	0.1
Fitness and recreational sports centers.....	71394		2.7	0.5	0.4	0.0	0.0	-1.3
Fitness and recreational sports centers.....	713940		2.7	0.5	0.4	0.0	0.0	-1.3
Primary services.....		713940-P	3.0	0.7	0.2	0.0	0.0	-1.7
Fitness and recreational facility memberships.....		713940-1	3.1	0.9	0.0	0.0	0.0	-2.3
Recreational facility admissions, classes, and other fitness center services.....		713940-2	2.6	0.0	0.8	0.0	0.0	0.0
Other receipts.....		713940-SM	1.8	0.0	0.9	0.0	0.0	0.0
Accommodation.....	721		17.9	-2.6	0.3	0.5	1.5	4.1
Accommodation.....	7211		17.9	-2.6	0.3	0.5	1.5	4.1
Hotels (exc casino hotels) and motels.....	72111		22.0	-3.6	0.5	0.8	3.4	4.7
Hotels and motels, except casino hotels.....	721110		22.0	-3.6	0.5	0.8	3.4	4.7
Primary services.....		721110-P	22.3	-3.6	0.6	0.8	3.5	4.7
Guestroom rental.....		721110-1	27.5	-4.8	0.8	1.0	4.3	5.8
Limited service hotels and motels guestroom rental.....		721110-101	22.6	-2.3	-1.8	-2.5	-1.7	1.7
Full service hotels and motels guestroom rental.....		721110-102	22.9	1.7	-3.2	-1.6	-7.2	-2.9

See footnotes at end of table.

Table 12. Producer price index percentage changes for the net output of selected industries and their products, not seasonally adjusted — Continued
 [January 2022]

Title ¹	Industry code	Product code	Unadjusted 12-month percent change ²	Unadjusted 1-month percent change ²				
				Jan. 2021 to Jan. 2022 ^P	Aug. to Sept.	Sept. to Oct. ^P	Oct. to Nov. ^P	Nov. to Dec. ^P
Hotels and motels, except casino hotels - Continued								
Luxury and resort hotels guestroom rental.....		721110-103	31.0	-10.5	4.9	3.8	14.6	12.2
Hotel and motel food and beverage and related services.....		721110-2	8.2	0.6	0.3	0.2	1.4	0.2
Hotel and motel food and nonalcoholic beverage and related services.....		721110-201	8.5	0.7	0.3	-0.1	1.6	0.2
Hotel and motel alcoholic beverage and related services.....		721110-202	6.8	0.3	0.4	1.2	0.2	0.4
Other hotel and motel services.....		721110-5	4.6	-0.1	-0.4	-0.1	0.6	2.6
Other receipts.....		721110-SM1	-4.0	-4.1	-5.2	2.6	-5.2	1.4
Casino hotels.....	72112		7.9	-0.1	-0.2	0.0	-3.7	2.6
Casino hotels.....	721120		8.0	-0.1	-0.2	0.0	-3.7	2.6
Primary services.....		721120-P	8.0	0.0	-0.2	-0.1	-3.6	2.6
Casino hotel guestroom rental.....		721120-1	34.2	-1.2	-6.1	-9.7	-9.5	9.4
Casino hotel food and beverage and related services.....		721120-2	7.3	0.0	0.7	0.7	0.9	0.0
Casino hotel food and nonalcoholic beverage and related services.....		721120-201	8.8	0.0	1.1	0.6	1.9	0.0
Casino hotel alcoholic beverage and related services.....		721120-202	4.5	0.0	0.0	0.9	-0.9	0.0
Casino gaming receipts.....		721120-5	4.0	0.4	1.3	2.3	-3.8	2.1
Other casino hotel services.....		721120-6	1.3	0.0	0.0	0.0	0.0	0.0
Other receipts.....		721120-SM1	-3.7	-11.7	-2.5	2.8	-6.8	1.7
Commercial machinery repair and maintenance.....	8113		8.5	0.0	2.8	0.2	0.0	1.8
Commercial machinery repair and maintenance.....	81131		8.5	0.0	2.8	0.2	0.0	1.8
Commercial machinery repair and maintenance.....	811310		8.5	0.0	2.8	0.2	0.0	1.8
Primary services.....		811310-P	5.3	0.0	1.2	0.2	0.0	1.7
Maintenance and repair services for agricultural, construction, and mining machinery.....		811310-5	12.2	0.0	3.9	0.0	0.0	3.4
Maintenance and repair services for commercial and service industry machinery.....		811310-6	4.3	0.0	1.1	0.0	0.0	1.6
Maintenance and repair services for industrial machinery.....		811310-7	1.7	0.0	0.0	0.0	0.0	1.1
Maintenance and repair services for general purpose machinery.....		811310-8	5.7	0.0	0.0	2.0	0.0	0.0
Other receipts.....		811310-SM	16.8	0.0	6.8	0.1	0.0	2.2
Special indexes								
New nonresidential building construction by contractor type/region.....	236400		15.6	0.2	5.9	0.4	0.3	3.5
General contractors.....		236400-1	14.9	-0.1	6.1	0.1	0.2	3.3
General contractors, Northeast.....		236400-11	11.0	-1.1	5.5	0.1	-0.2	3.7
General contractors, South.....		236400-12	14.2	0.1	7.5	0.1	0.1	2.7
General contractors, Midwest.....		236400-13	13.5	0.2	5.7	-0.1	0.0	3.0
General contractors, West.....		236400-14	20.1	0.2	5.0	0.0	0.7	4.2
Plumbing, heating, and air conditioning contractors.....		236400-221	8.0	0.1	1.0	0.8	0.8	0.6
Plumbing, heating, and air conditioning contractors, Northeast.....		236400-2211	16.2	-1.2	1.5	1.1	1.9	5.2
Plumbing, heating, and air conditioning contractors, South.....		236400-2212	2.0	0.6	1.0	0.1	0.1	-1.3
Plumbing, heating, and air conditioning contractors, Midwest.....		236400-2213	6.2	0.6	0.2	1.8	-0.1	-1.1
Plumbing, heating, and air conditioning contractors, West.....		236400-2214	11.5	0.1	1.3	0.6	1.6	0.6
Electrical contractors.....		236400-222	12.9	0.0	6.2	1.5	0.2	1.8
Electrical contractors, Northeast.....		236400-2221	14.8	-0.4	6.3	1.2	0.2	2.7
Electrical contractors, South.....		236400-2222	13.0	0.2	7.1	2.3	0.3	0.8
Electrical contractors, Midwest.....		236400-2223	11.3	0.0	5.5	0.5	0.0	1.6
Electrical contractors, West.....		236400-2224	12.5	0.1	5.5	1.4	0.3	2.8
Roofing contractors.....		236400-223	12.7	-0.4	0.9	-0.4	0.5	9.4
Roofing contractors, Northeast.....		236400-2231	13.3	0.0	4.0	-0.9	0.3	6.6
Roofing contractors, South.....		236400-2232	16.4	-1.0	1.5	-0.7	1.0	14.2
Roofing contractors, Midwest.....		236400-2233	15.9	0.1	2.1	0.0	0.5	7.1
Roofing contractors, West.....		236400-2234	3.3	0.0	-3.5	0.0	0.0	5.8
Poured concrete foundation and structure contractors.....		236400-224	20.8	0.4	12.5	0.1	0.2	1.9
Poured concrete foundation and structure contractors, Northeast.....		236400-2241	14.2	0.0	10.2	0.1	0.0	1.6
Poured concrete foundation and structure contractors, South.....		236400-2242	25.6	1.0	14.5	0.0	0.1	2.2
Poured concrete foundation and structure contractors, Midwest.....		236400-2243	19.3	0.2	12.1	0.7	0.7	1.1
Poured concrete foundation and structure contractors, West.....		236400-2244	18.9	0.0	11.3	-0.2	0.0	2.6
New nonresidential building construction by region.....	236500		15.7	0.1	6.0	0.4	0.3	3.4
New nonresidential building construction, Northeast.....		236500-1	15.9	0.0	5.5	0.4	0.3	3.6
New nonresidential building construction, South.....		236500-2	13.2	0.2	6.0	0.6	0.4	3.0
New nonresidential building construction, Midwest.....		236500-3	16.3	0.2	6.5	0.3	0.0	3.2
New nonresidential building construction, West.....		236500-4	18.6	0.1	6.1	0.3	0.5	4.2
Nonresidential building maintenance & repair.....	2381MR		11.3	1.4	0.4	0.5	0.3	1.2
General medical and surgical hospitals by patient type.....	62211A							
Medicare patients.....		62211A-2	1.7	0.0	0.7	0.0	0.0	0.9

See footnotes at end of table.

Table 12. Producer price index percentage changes for the net output of selected industries and their products, not seasonally adjusted — Continued
 [January 2022]

Title ¹	Industry code	Product code	Unadjusted 12-month percent change ²	Unadjusted 1-month percent change ²				
				Jan. 2021 to Jan. 2022 ^p	Aug. to Sept.	Sept. to Oct. ^p	Oct. to Nov. ^p	Nov. to Dec. ^p
General medical and surgical hospitals by patient type - Continued								
Medicaid patients.....		62211A-4	0.2	0.0	0.0	0.0	0.0	0.1
Private insurance and all other patients.....		62211A-6	4.4	0.1	-0.1	0.1	0.2	1.9
Private insurance patients.....		62211A-61	4.2	0.1	-0.2	0.1	0.3	1.7
All other patients.....		62211A-62	5.5	-0.1	0.5	0.1	0.0	3.1
Premiums for property and casualty insurance ³	924126		0.9	0.1	0.0	0.0	0.3	0.0
Primary services.....		924126-P	0.9	0.1	0.0	0.0	0.3	0.0
Premiums for private passenger auto insurance.....		924126-1	1.8	0.0	-0.1	0.0	0.5	0.0
Premiums for homeowner's insurance.....		924126-2	0.7	0.4	0.1	-0.1	0.0	0.0
Premiums for commercial auto insurance.....		924126-3	-0.3	0.4	0.0	-0.2	-0.2	-0.3
Premiums for non-auto liability insurance.....		924126-4	0.7	0.0	0.0	0.0	0.0	0.3
Premiums for medical malpractice insurance.....		924126-402	1.3	0.0	0.0	0.0	0.0	1.3
Premiums for product and other non-auto liability insurance.....		924126-403	0.5	0.0	0.0	0.0	0.0	0.1
Premiums for commercial multiple peril insurance.....		924126-5	1.4	0.1	0.0	0.4	1.1	0.0
Premiums for worker's compensation insurance.....		924126-6	-1.9	-0.1	0.0	0.0	0.0	-0.9
Premiums for other property and casualty insurance.....		924126-7	-0.3	0.0	0.0	0.1	-0.2	0.3

¹ Industry and product class indexes may include products not shown separately.

² All indexes are subject to revision for 4 months after their originally scheduled publication to incorporate late reports and corrections by survey respondents.

³ The special index for 924126, in which prices reflect premiums only, contrasts with the index shown elsewhere in this table for NAICS 524126, where prices reflect premiums plus the amount of investment income earned on the invested portion of the premium.

^p Preliminary

"-" Data not available.

n.e.c. = Not elsewhere classified.

NOTE: Titles of some industries and products are not shown in this table because they fail to meet our publication criteria.

Table 13. Producer price indexes and percentage changes for special commodity groupings, not seasonally adjusted

[January 2022, Index base 1982=100, unless otherwise indicated]

Title	Other index base	Commodity code		Unadjusted index ¹					Unadjusted 1-month percent change ¹	Unadjusted 12-month percent change ¹
		Group code	Item code	Sept. 2021	Oct. 2021 ^P	Nov. 2021 ^P	Dec. 2021 ^P	Jan. 2022 ^P	Dec. to Jan. ^P	Jan. 2021 to Jan. 2022 ^P
All commodities except farm products.....		SI	006111	237.926	243.014	245.475	242.849	245.968	1.3	19.2
Industrial commodities less fuels.....		ILF	T15M05	240.004	242.795	245.514	246.436	249.261	1.1	16.0
Construction materials.....		SI	012011	317.136	322.146	328.804	334.672	343.838	2.7	34.1
Chemicals and allied products, including synthetic rubber and synthetic fibers and yarns.....		SI	020011	333.047	336.304	340.255	338.926	339.947	0.3	18.1
Lumber and plywood.....		SI	004011	272.932	285.987	296.842	335.141	386.706	15.4	21.1
Foods										
All foods.....		SI	013011	239.398	238.220	240.869	239.579	241.657	0.9	14.3
Apples.....	06/08	SI	01102A	118.254	122.575	119.161	119.356	121.088	1.5	6.6
Berries.....	06/08	SI	01102B	124.848	119.104	256.825	207.655	225.500	8.6	26.7
Processed foods.....		SI	095011	244.282	241.941	241.874	241.429	244.221	1.2	14.4
Textiles										
Selected textile mill products.....		SI	134011	183.350	186.053	187.672	188.339	190.545	1.2	11.8
Hosiery.....		SI	092011	175.159	175.159	175.159	175.166	177.509	1.3	3.1
Underwear and nightwear.....		SI	094011	155.462	155.462	154.334	154.334	158.031	2.4	3.0
Metals										
Steel mill products, including fabricated wire products.....		SI	STEEL1	416.354	433.023	445.771	446.836	440.152	-1.5	107.5
Finished steel mill products, excluding fabricated wire products.....		SI	STEEL2	424.512	442.217	455.438	455.112	445.316	-2.2	118.7
Finished steel mill products, including fabricated wire products.....		SI	STEEL3	421.876	438.957	451.797	451.733	442.711	-2.0	112.2
Special metals and metal products.....		SI	018011	239.915	243.671	247.686	247.988	249.138	0.5	23.8
Fabricated metal products.....		SI	017011	249.647	254.040	258.534	262.884	267.326	1.7	27.6
Copper and copper products.....		SI	019011	541.575	536.685	551.182	532.748	550.239	3.3	20.0
Machinery										
Machinery and motive products.....		SI	093011	168.221	169.483	170.353	171.178	173.155	1.2	6.4
Machinery and equipment, except electrical.....		SI	089011	179.102	180.953	182.144	183.596	186.783	1.7	9.2
Agricultural machinery, including tractors.....		SI	024011	275.911	281.869	284.166	291.111	291.052	0.0	13.3
Metalworking machinery.....		SI	021011	214.862	219.166	219.387	220.441	223.368	1.3	5.5
Total tractors.....		SI	023011	245.843	252.575	253.437	259.422	259.432	0.0	8.9
Agriculture machinery and equipment, less parts.....		SI	021012	272.055	277.930	280.195	287.043	286.984	0.0	13.3
Agricultural machinery, excluding tractors.....		SI	024012	285.352	291.022	295.768	302.084	302.893	0.3	14.9
Medical										
Pharmaceutical preparations for human and veterinary use.....		SI	070011	821.901	822.393	822.524	822.409	835.958	1.6	1.5
Pharmaceuticals for human use, prescription.....	06/01	SI	07003	303.019	303.104	303.100	303.100	307.026	1.3	1.4
Pharmaceuticals for human use, non-prescription.....	06/01	SI	07006	137.049	137.660	137.946	137.599	138.088	0.4	1.8
Health care services, Medicare patients.....	06/14	SI	HCARE1	112.806	113.612	113.620	113.658	114.071	0.4	1.1
Health care services, Medicaid patients.....	06/14	SI	HCARE2	109.476	109.738	109.951	109.913	110.421	0.5	1.6
Health care services, private insurance patients.....	06/14	SI	HCARE3	117.797	117.768	117.917	118.096	118.889	0.7	3.2
Health care services, all other patients.....	06/14	SI	HCARE4	118.689	119.202	119.317	119.341	122.656	2.8	5.1

¹ All indexes are subject to revision for 4 months after their originally scheduled publication to incorporate late reports and corrections by survey respondents.

p Preliminary

NOTE: See next page for content of indexes on this table.

Table 13 commodity groupings include the following items:

All commodities except farm products: 02 through 15

Industrial commodities less fuels: 03, 04, and 06 through 15

Construction materials: 062101, 0721, 081105, 081106, 081107, 081203, 081204, 082, 0831, 0835, 086, 092, 101502, 101703, 101704, 10250163, 104101, 105, 106, 1071, 107301, 1074051, 107411, 10830225, 1142, 1147, 11490205, 11710143, 11710144, 11710147, 11710216, 11710217, 123101, 1232, 131105, 1321, 1322, 133, 134, 1361, 1362, 137, 1392, 1394, and 139501

Chemicals and allied products, including synthetic rubber and synthetic fibers: 031, 06 less 064, and 071102

Lumber and plywood: 081 and 083

All foods: 011, 017, and 02 less 0261, 0262, and 029

Apples: 01110208, 01110209, 01110211, 01110215, 01110216, 01110220, 01110229, 01110230

Berries: 01110222, 01110224, 01110225, 01110226, 01110227

Processed foods: 02 less 0261, 0262, and 029

Selected textile mill products: 0327, 03370104, 034, 0381080832, 03820312, 038303214, 038303215, and 1231

Hosiery: 03810831

Underwear and nightwear: 03810641, 03810642, 03810645, 03810646, 038106541, 03810761, 0381080832, 0381080835

Steel mill products, including fabricated wire products: 1017 and 1088

Finished steel mill products, excluding fabricated wire products: 1017 less 101702

Finished steel mill products, including fabricated wire products: 1017 and 1088 less 101702

Special metals and metal products: 10, 111, and 141

Fabricated metal products: 103 through 108

Copper and copper products: 10210201, 10220131, 102301, 102403, 102502, 10260314, and 102807013

Machinery and motive products: 11 and 14

Machinery and equipment except electrical: 111, 112, 113, 114, 115, 116, 118, and 119

Agriculture machinery, including tractors: 1114 less 111409

Metalworking machinery: 113A, 1132, 113304, 1137, and 1138

Total tractors: 111403 and 112A less 112A03

Agricultural machinery and equipment, less parts (old commodity code 111): 111 less 111409

Agricultural machinery, excluding tractors (old commodity code 1112): 1114 less 111403

Pharmaceutical preparations for human and veterinary use: 0634 and 0638

Pharmaceuticals for human use, prescription: prescription pharmaceutical price quotes from 0638

Pharmaceuticals for human use, non-prescription: non-prescription pharmaceutical price quotes from 0638

Health care services, Medicare patients: Medicare price quotes from 511 and 512

Health care services, Medicaid patients: Medicaid price quotes from 511 and 512

Health care services, private insurance patients: Private insurance price quotes from 511 and 512

Health care services, all other patients: Price quotes from 511 and 512, less Medicare, Medicaid, and private insurance

Note: Weights for the above components are those used for the comprehensive All commodities index.

Table 14. Producer price indexes and percentage changes for net inputs to industries, excluding capital investment, labor, and imports; not seasonally adjusted
 [January 2022, Index base December 2014=100, unless otherwise indicated]

Title	Other index base	Commodity code		Unadjusted index ¹					Unadjusted 1-month percent change ¹	Unadjusted 12-month percent change ¹
		Group code	Item code	Sept. 2021	Oct. 2021 ^P	Nov. 2021 ^P	Dec. 2021 ^P	Jan. 2022 ^P	Dec. to Jan. ^P	Jan. 2021 to Jan. 2022 ^P
Construction										
Inputs to construction industries, excluding capital investment, labor, and imports.....	06/86	IP	230000	134.819	136.287	136.357	137.650	141.808	3.0	18.3
Inputs to construction industries, goods.....		IP	2300001	277.642	282.377	286.818	289.567	299.639	3.5	23.6
Inputs to construction industries, energy.....		IP	23000012	126.134	134.908	134.635	126.009	130.885	3.9	45.9
Inputs to construction industries, goods less foods and energy....		IP	23000013	131.593	133.051	135.428	137.902	142.640	3.4	21.6
Inputs to construction industries, services.....		IP	2300002	141.423	141.614	138.296	139.584	142.756	2.3	10.4
Inputs to construction industries, trade services ²		IP	23000021	154.845	154.460	147.923	150.033	153.508	2.3	11.9
Inputs to construction industries, transportation and warehousing services.....		IP	23000022	124.665	127.302	130.378	131.439	133.174	1.3	18.3
Inputs to construction industries, services less trade, transportation, and warehousing.....		IP	23000023	117.368	117.682	118.053	117.838	120.876	2.6	4.2
New construction										
Inputs to new construction, excluding capital investment, labor, and imports.....	06/86	IP	231000	135.320	136.799	137.005	138.341	142.372	2.9	18.7
Inputs to new construction, goods.....		IP	2310001	278.212	282.864	287.299	290.219	299.941	3.3	24.0
Inputs to new construction, energy.....		IP	23100012	124.999	133.571	133.164	124.655	130.200	4.4	46.1
Inputs to new construction, goods less foods and energy.....		IP	23100013	132.501	133.978	136.363	138.872	143.368	3.2	22.1
Inputs to new construction, services.....		IP	2310002	141.409	141.630	138.549	139.803	142.835	2.2	10.6
Inputs to new construction, trade services ²		IP	23100021	156.012	155.619	149.061	151.171	154.425	2.2	12.6
Inputs to new construction, transportation and warehousing services.....		IP	23100022	124.665	127.302	130.378	131.439	133.174	1.3	18.3
Inputs to new construction, services less trade, transportation, and warehousing.....		IP	23100023	117.638	117.929	118.275	118.166	121.189	2.6	4.3
Inputs to residential construction industries, excluding capital investment, labor, and imports.....		06/86	IP	231100	134.734	135.823	134.765	136.307	140.751	3.3
Inputs to residential construction industries, goods.....	IP		2311001	271.332	275.599	279.815	282.747	292.982	3.6	21.8
Inputs to residential construction industries, energy.....	IP		23110012	119.151	126.493	126.168	118.492	122.906	3.7	42.6
Inputs to residential construction industries, goods less foods and energy.....	IP		23110013	130.553	132.049	134.299	136.624	141.556	3.6	20.3
Inputs to residential construction industries, services.....	IP		2311002	141.252	141.243	136.609	138.321	142.267	2.9	8.9
Inputs to residential construction industries, trade services ²	IP		23110021	150.776	150.245	142.933	145.325	149.902	3.1	9.1
Inputs to residential construction industries, transportation and warehousing services.....	IP		23110022	124.665	127.302	130.378	131.439	133.174	1.3	18.3
Inputs to residential construction industries, services less trade, transportation, and warehousing.....	IP		23110023	119.261	119.820	120.262	120.197	123.097	2.4	4.8
Inputs to single family residential construction, excluding capital investment, labor, and imports.....	06/86		IP	231110	134.126	135.133	133.909	135.607	140.216	3.4
Inputs to single family residential construction, goods.....		IP	2311101	127.552	129.568	131.580	133.350	138.437	3.8	20.9
Inputs to single family residential construction, energy.....		IP	23111012	122.433	129.514	129.147	121.487	125.931	3.7	41.0
Inputs to single family residential construction, goods less foods and energy.....		IP	23111013	130.810	132.488	134.725	137.247	142.496	3.8	19.8
Inputs to single family residential construction, services.....		IP	2311102	141.048	140.952	136.197	137.812	141.891	3.0	9.0
Inputs to single family residential construction, trade services ²		IP	23111021	149.676	149.143	142.101	144.289	148.880	3.2	9.1
Inputs to single family residential construction, transportation and warehousing services.....		IP	23111022	124.665	127.302	130.378	131.439	133.174	1.3	18.3
Inputs to single family residential construction, services less trade, transportation, and warehousing.....		IP	23111023	120.905	121.259	121.669	121.357	124.683	2.7	4.4
Inputs to multifamily residential construction, excluding capital investment, labor, and imports.....		06/86	IP	231120	137.005	137.898	136.409	137.991	142.238	3.1
Inputs to multifamily residential construction, goods.....	IP		2311201	130.905	132.747	134.840	136.092	140.385	3.2	21.7
Inputs to multifamily residential construction, energy.....	IP		23112012	123.590	131.063	130.788	123.168	127.934	3.9	41.8
Inputs to multifamily residential construction, goods less foods and energy.....	IP		23112013	133.587	134.962	137.295	139.349	143.667	3.1	20.2
Inputs to multifamily residential construction, services.....	IP		2311202	143.380	143.269	137.998	139.927	144.125	3.0	8.4
Inputs to multifamily residential construction, trade services ²	IP		23112021	153.191	152.561	144.275	147.003	151.946	3.4	8.6
Inputs to multifamily residential construction, transportation and warehousing services.....	IP		23112022	124.665	127.302	130.378	131.439	133.174	1.3	18.3
Inputs to multifamily residential construction, services less trade, transportation, and warehousing.....	IP		23112023	114.685	115.025	115.386	115.305	118.089	2.4	4.3
Inputs to other residential construction, excluding capital investment, labor, and imports.....	06/86		IP	231130	133.681	134.746	133.764	135.150	139.319	3.1
Inputs to other residential construction, goods.....		IP	2311301	128.015	129.968	131.826	132.992	137.497	3.4	21.8
Inputs to other residential construction, energy.....		IP	23113012	119.644	127.187	126.873	119.080	123.548	3.8	43.2
Inputs to other residential construction, goods less foods and energy.....		IP	23113013	128.941	130.263	132.366	134.544	139.052	3.4	20.0
Inputs to other residential construction, services.....		IP	2311302	140.353	140.363	136.011	137.658	141.426	2.7	8.7
Inputs to other residential construction, trade services ²	IP	23113021	151.478	150.896	143.607	146.009	150.575	3.1	9.1	

See footnotes at end of table.

Table 14. Producer price indexes and percentage changes for net inputs to industries, excluding capital investment, labor, and imports; not seasonally adjusted — Continued
 [January 2022, Index base December 2014=100, unless otherwise indicated]

Title	Other index base	Commodity code		Unadjusted index ¹					Unadjusted 1-month percent change ¹	Unadjusted 12-month percent change ¹	
		Group code	Item code	Sept. 2021	Oct. 2021 ^P	Nov. 2021 ^P	Dec. 2021 ^P	Jan. 2022 ^P	Dec. to Jan. ^P	Jan. 2021 to Jan. 2022 ^P	
Inputs to other residential construction, transportation and warehousing services.....		IP	23113022	124.665	127.302	130.378	131.439	133.174	1.3	18.3	
Inputs to other residential construction, services less trade, transportation, and warehousing.....		IP	23113023	111.597	112.176	112.501	112.541	114.887	2.1	4.7	
Inputs to nonresidential construction, excluding capital investment, labor, and imports.....	06/10	IP	231200	133.845	135.505	136.523	137.691	141.263	2.6	20.3	
Inputs to nonresidential construction, goods.....		IP	2312001	140.359	142.714	144.974	146.433	150.936	3.1	24.3	
Inputs to nonresidential construction, energy.....		IP	23120012	125.813	134.598	134.329	125.708	130.578	3.9	46.1	
Inputs to nonresidential construction, goods less foods and energy.....		IP	23120013	132.477	133.931	136.329	138.850	143.004	3.0	22.4	
Inputs to nonresidential construction, services.....		IP	2312002	139.402	139.843	138.404	139.130	141.264	1.5	12.1	
Inputs to nonresidential construction, trade services ²		IP	23120021	162.055	161.795	156.905	158.367	159.739	0.9	16.9	
Inputs to nonresidential construction, transportation and warehousing services.....		IP	23120022	124.665	127.302	130.378	131.439	133.174	1.3	18.3	
Inputs to nonresidential construction, services less trade, transportation, and warehousing.....		IP	23120023	111.579	111.880	112.263	112.109	114.936	2.5	4.2	
Inputs to commercial and healthcare structures, excluding capital investment, labor, and imports.....		06/10	IP	231210	134.785	136.487	137.877	139.415	142.763	2.4	21.2
Inputs to commercial and healthcare structures, goods.....			IP	2312101	142.706	144.979	147.508	149.442	153.636	2.8	24.4
Inputs to commercial and healthcare structures, energy.....	IP		23121012	123.383	130.807	130.458	122.593	127.131	3.7	42.0	
Inputs to commercial and healthcare structures, goods less foods and energy.....	IP		23121013	133.729	135.458	138.014	140.529	144.393	2.7	23.4	
Inputs to commercial and healthcare structures, services.....	IP		2312102	140.675	141.284	140.118	140.964	142.849	1.3	13.3	
Inputs to commercial and healthcare structures, trade services ²	IP		23121021	165.879	165.952	161.215	163.040	163.868	0.5	19.5	
Inputs to commercial and healthcare structures, transportation and warehousing services.....	IP		23121022	124.665	127.302	130.378	131.439	133.174	1.3	18.3	
Inputs to commercial and healthcare structures, services less trade, transportation, and warehousing.....	IP		23121023	111.990	112.188	112.637	112.415	115.177	2.5	4.0	
Inputs to commercial structures, excluding capital investment, labor, and imports.....	06/10		IP	231211	135.275	136.949	138.423	139.876	143.137	2.3	21.4
Inputs to commercial structures, goods.....			IP	2312111	131.674	133.764	136.134	137.810	141.568	2.7	24.8
Inputs to commercial structures, energy.....		IP	23121112	123.417	130.956	130.616	122.702	127.259	3.7	42.3	
Inputs to commercial structures, goods less foods and energy.....		IP	23121113	134.088	135.803	138.406	140.817	144.566	2.7	23.9	
Inputs to commercial structures, services.....		IP	2312112	141.587	142.088	141.097	141.906	143.736	1.3	13.3	
Inputs to commercial structures, trade services ²		IP	23121121	167.381	167.173	162.750	164.574	165.030	0.3	20.2	
Inputs to commercial structures, transportation and warehousing services.....		IP	23121122	124.665	127.302	130.378	131.439	133.174	1.3	18.3	
Inputs to commercial structures, services less trade, transportation, and warehousing.....		IP	23121123	115.445	115.678	116.113	115.891	118.802	2.5	4.0	
Inputs to healthcare structures, excluding capital investment, labor, and imports.....		06/10	IP	231212	134.308	136.083	137.350	139.016	142.613	2.6	20.3
Inputs to healthcare structures, goods.....			IP	2312121	130.667	132.824	135.138	137.069	141.265	3.1	23.5
Inputs to healthcare structures, energy.....	IP		23121212	123.307	130.495	130.130	122.395	126.879	3.7	41.1	
Inputs to healthcare structures, goods less foods and energy.....	IP		23121213	132.924	134.734	137.277	139.954	144.184	3.0	22.5	
Inputs to healthcare structures, services.....	IP		2312122	140.497	141.271	139.871	140.832	142.837	1.4	13.2	
Inputs to healthcare structures, trade services ²	IP		23121221	162.019	162.493	157.440	159.218	160.690	0.9	17.9	
Inputs to healthcare structures, transportation and warehousing services.....	IP		23121222	124.665	127.302	130.378	131.439	133.174	1.3	18.3	
Inputs to healthcare structures, services less trade, transportation, and warehousing.....	IP		23121223	112.801	112.952	113.542	113.482	116.033	2.2	4.4	
Inputs to industrial structures, excluding capital investment, labor, and imports.....	06/10		IP	231220	133.523	134.781	135.900	136.973	139.687	2.0	18.7
Inputs to industrial structures, goods.....			IP	2312201	135.647	137.625	139.784	140.897	144.306	2.4	21.5
Inputs to industrial structures, energy.....		IP	23122012	124.695	132.916	132.615	124.321	129.046	3.8	44.3	
Inputs to industrial structures, goods less foods and energy.....		IP	23122013	127.994	129.264	131.514	133.432	136.501	2.3	19.7	
Inputs to industrial structures, services.....		IP	2312202	144.523	144.229	143.020	144.130	145.523	1.0	12.5	
Inputs to industrial structures, trade services ²		IP	23122021	171.819	169.580	164.699	166.901	166.727	-0.1	19.0	
Inputs to industrial structures, transportation and warehousing services.....		IP	23122022	124.665	127.302	130.378	131.439	133.174	1.3	18.3	
Inputs to industrial structures, services less trade, transportation, and warehousing.....		IP	23122023	113.995	114.265	114.624	114.762	117.130	2.1	4.2	
Inputs to other nonresidential construction, excluding capital investment, labor, and imports.....		06/10	IP	231230	133.253	134.925	135.806	136.889	140.549	2.7	20.0
Inputs to other nonresidential construction, goods.....			IP	2312301	139.204	141.576	143.706	145.070	149.658	3.2	24.2
Inputs to other nonresidential construction, energy.....	IP		23123012	122.909	131.408	131.344	123.713	128.227	3.6	44.2	
Inputs to other nonresidential construction, goods less foods and energy.....	IP		23123013	132.150	133.485	135.786	138.345	142.634	3.1	22.0	
Inputs to other nonresidential construction, services.....	IP		2312302	138.423	138.891	137.343	137.994	140.245	1.6	11.7	
Inputs to other nonresidential construction, trade services ²	IP	23123021	160.130	159.946	155.023	156.325	157.964	1.0	16.2		

See footnotes at end of table.

Table 14. Producer price indexes and percentage changes for net inputs to industries, excluding capital investment, labor, and imports; not seasonally adjusted — Continued
 [January 2022, Index base December 2014=100, unless otherwise indicated]

Title	Other index base	Commodity code		Unadjusted index ¹					Unadjusted 1-month percent change ¹	Unadjusted 12-month percent change ¹
		Group code	Item code	Sept. 2021	Oct. 2021 ^P	Nov. 2021 ^P	Dec. 2021 ^P	Jan. 2022 ^P	Dec. to Jan. ^P	Jan. 2021 to Jan. 2022 ^P
Inputs to other nonresidential construction, transportation and warehousing services.....		IP	23123022	124.665	127.302	130.378	131.439	133.174	1.3	18.3
Inputs to other nonresidential construction, services less trade, transportation, and warehousing.....		IP	23123023	111.369	111.715	112.038	111.869	114.717	2.5	4.2
Inputs to highways and streets, excluding capital investment, labor, and imports.....		IP	231231	130.567	131.831	132.759	133.593	137.167	2.7	20.0
Inputs to highways and streets, goods.....		IP	2312311	127.594	129.231	130.971	131.872	136.065	3.2	23.1
Inputs to highways and streets, energy.....		IP	23123112	127.129	136.634	136.406	127.382	132.430	4.0	48.1
Inputs to highways and streets, goods less foods and energy....		IP	23123113	130.710	131.378	133.412	135.607	139.790	3.1	20.7
Inputs to highways and streets, services.....		IP	2312312	136.813	137.020	135.679	136.314	138.113	1.3	12.3
Inputs to highways and streets, trade services ²		IP	23123121	162.410	161.566	156.871	158.167	159.018	0.5	17.0
Inputs to highways and streets, transportation and warehousing services.....		IP	23123122	122.053	124.635	127.646	128.685	130.383	1.3	18.2
Inputs to highways and streets, services less trade, transportation, and warehousing.....		IP	23123123	110.120	110.429	110.779	110.570	113.249	2.4	4.2
Inputs to power and communication structures, excluding capital investment, labor, and imports.....		IP	231232	132.489	134.348	134.943	135.609	138.991	2.5	20.4
Inputs to power and communication structures, goods.....		IP	2312321	132.060	134.934	136.931	137.724	141.742	2.9	28.5
Inputs to power and communication structures, energy.....		IP	23123212	119.052	127.022	126.844	120.021	124.018	3.3	40.5
Inputs to power and communication structures, goods less foods and energy.....		IP	23123213	134.743	136.298	138.843	141.582	145.585	2.8	26.2
Inputs to power and communication structures, services.....		IP	2312322	133.149	133.582	132.207	132.695	135.186	1.9	10.3
Inputs to power and communication structures, trade services ²		IP	23123221	156.962	156.951	152.231	153.270	155.154	1.2	16.0
Inputs to power and communication structures, transportation and warehousing services.....		IP	23123222	124.665	127.302	130.378	131.439	133.174	1.3	18.3
Inputs to power and communication structures, services less trade, transportation, and warehousing.....		IP	23123223	111.310	111.702	112.012	112.021	114.897	2.6	4.4
Inputs to educational and vocational structures, excluding capital investment, labor, and imports.....		IP	231233	134.558	136.335	137.691	139.484	143.397	2.8	19.9
Inputs to educational and vocational structures, goods.....		IP	2312331	131.299	133.452	135.845	138.089	142.726	3.4	23.0
Inputs to educational and vocational structures, energy.....		IP	23123312	118.464	125.533	125.194	117.685	122.024	3.7	41.7
Inputs to educational and vocational structures, goods less foods and energy.....		IP	23123313	132.671	134.465	137.069	140.046	144.720	3.3	22.0
Inputs to educational and vocational structures, services.....		IP	2312332	140.181	141.008	139.810	140.475	142.550	1.5	12.9
Inputs to educational and vocational structures, trade services ²		IP	23123321	159.232	159.769	155.538	156.736	158.078	0.9	17.1
Inputs to educational and vocational structures, transportation and warehousing services.....		IP	23123322	124.665	127.302	130.378	131.439	133.174	1.3	18.3
Inputs to educational and vocational structures, services less trade, transportation, and warehousing.....		IP	23123323	112.593	112.837	113.263	113.067	115.957	2.6	4.3
Inputs to other misc. nonresidential construction, excluding capital investment, labor, and imports.....		IP	231234	133.591	135.471	136.091	137.199	140.940	2.7	19.6
Inputs to other misc. nonresidential construction, goods.....		IP	2312341	128.754	131.254	133.085	134.291	138.551	3.2	24.0
Inputs to other misc. nonresidential construction, energy.....		IP	23123412	125.698	134.547	134.317	125.747	130.616	3.9	46.3
Inputs to other misc. nonresidential construction, goods less foods and energy.....		IP	23123413	132.162	133.949	136.074	138.497	142.783	3.1	21.9
Inputs to other misc. nonresidential construction, services.....		IP	2312342	139.541	140.047	138.077	138.941	141.462	1.8	11.6
Inputs to other misc. nonresidential construction, trade services ²		IP	23123421	159.375	159.291	153.598	155.180	157.525	1.5	14.9
Inputs to other misc. nonresidential construction, transportation and warehousing services.....		IP	23123422	124.665	127.302	130.378	131.439	133.174	1.3	18.3
Inputs to other misc. nonresidential construction, services less trade, transportation, and warehousing.....		IP	23123423	111.358	111.659	112.050	111.969	114.770	2.5	4.3
Maintenance and repair construction										
Inputs to maintenance and repair construction, excluding capital investment, labor, and imports.....		IP	232000	132.139	133.501	133.185	134.311	138.624	3.2	16.5
Inputs to maintenance and repair construction, goods.....	06/86	IP	2320001	283.678	288.913	293.211	295.425	306.614	3.8	22.5
Inputs to maintenance and repair construction, energy.....		IP	23200012	132.721	144.101	143.759	133.311	139.363	4.5	54.0
Inputs to maintenance and repair construction, goods less foods and energy.....		IP	23200013	129.351	130.765	132.981	135.242	140.254	3.7	19.9
Inputs to maintenance and repair construction, services.....		IP	2320002	138.754	138.749	135.330	136.640	139.970	2.4	9.3
Inputs to maintenance and repair construction, trade services ²		IP	23200021	148.936	148.621	143.239	145.037	148.677	2.5	9.8
Inputs to maintenance and repair construction, transportation and warehousing services.....		IP	23200022	124.665	127.302	130.378	131.439	133.174	1.3	18.3
Inputs to maintenance and repair construction, services less trade, transportation, and warehousing.....		IP	23200023	111.506	111.517	111.873	111.755	114.677	2.6	4.1
Inputs to residential maintenance and repair, excluding capital investment, labor, and imports.....		IP	232100	131.530	132.563	131.545	132.902	137.080	3.1	14.1
Inputs to residential maintenance and repair, goods.....	06/86	IP	2321001	264.679	268.801	272.695	275.246	285.687	3.8	21.1
Inputs to residential maintenance and repair, energy.....		IP	23210012	132.276	143.686	143.542	133.398	138.976	4.2	53.4

See footnotes at end of table.

Table 14. Producer price indexes and percentage changes for net inputs to industries, excluding capital investment, labor, and imports; not seasonally adjusted — Continued
 [January 2022, Index base December 2014=100, unless otherwise indicated]

Title	Other index base	Commodity code		Unadjusted index ¹					Unadjusted 1-month percent change ¹	Unadjusted 12-month percent change ¹
		Group code	Item code	Sept. 2021	Oct. 2021 ^P	Nov. 2021 ^P	Dec. 2021 ^P	Jan. 2022 ^P	Dec. to Jan. ^P	Jan. 2021 to Jan. 2022 ^P
Inputs to residential maintenance and repair, goods less foods and energy.....		IP	23210013	127.451	128.762	130.788	132.839	137.840	3.8	19.2
Inputs to residential maintenance and repair, services.....		IP	2321002	139.409	139.558	135.732	137.253	140.741	2.5	8.3
Inputs to residential maintenance and repair, trade services ²		IP	23210021	145.943	145.850	140.660	142.561	146.319	2.6	8.5
Inputs to residential maintenance and repair, transportation and warehousing services.....		IP	23210022	124.665	127.302	130.378	131.439	133.174	1.3	18.3
Inputs to residential maintenance and repair, services less trade, transportation, and warehousing.....		IP	23210023	118.769	119.225	119.493	119.365	122.309	2.5	4.3
Inputs to nonresidential maintenance and repair, excluding capital investment, labor, and imports.....		IP	232200	132.918	134.480	134.469	135.531	139.832	3.2	18.1
Inputs to nonresidential maintenance and repair, goods.....	06/86	IP	2322001	290.058	295.837	300.473	302.655	313.699	3.6	23.9
Inputs to nonresidential maintenance and repair, energy.....		IP	23220012	132.662	144.064	143.954	133.845	139.406	4.2	53.2
Inputs to nonresidential maintenance and repair, goods less foods and energy.....		IP	23220013	130.679	132.215	134.576	136.912	141.826	3.6	21.1
Inputs to nonresidential maintenance and repair, services.....		IP	2322002	139.240	139.160	135.775	136.986	140.292	2.4	9.8
Inputs to nonresidential maintenance and repair, trade services ²		IP	23220021	151.819	151.229	145.364	147.162	150.887	2.5	10.5
Inputs to nonresidential maintenance and repair, transportation and warehousing services.....		IP	23220022	124.665	127.302	130.378	131.439	133.174	1.3	18.3
Inputs to nonresidential maintenance and repair, services less trade, transportation, and warehousing.....		IP	23220023	110.934	111.134	111.597	111.390	114.170	2.5	4.2
Manufacturing³										
Inputs to 325510, paint and coating manufacturing, excluding capital investment, labor, and imports.....	03/13	IP	325510	120.942	122.113	123.605	122.924	122.822	-0.1	21.6
Inputs to 325510, goods.....	03/13	IP	3255101	117.092	118.284	120.038	119.065	118.905	-0.1	22.7
Inputs to 325510, energy.....	03/13	IP	32551012	93.099	94.187	93.606	89.945	92.445	2.8	23.8
Inputs to 325510, goods less foods and energy.....	03/13	IP	32551013	118.331	119.530	121.362	120.464	120.225	-0.2	22.7
Inputs to 325510, services.....	03/13	IP	3255102	137.771	138.684	138.127	139.639	139.970	0.2	15.3
Inputs to 325510, trade services ²	03/13	IP	32551021	148.014	147.893	145.000	146.940	145.816	-0.8	16.2
Inputs to 325510, transportation and warehousing services.....	03/13	IP	32551022	121.532	123.434	125.227	126.246	128.012	1.4	14.3
Inputs to 326100, plastics products manufacturing, excluding capital investment, labor, and imports.....	03/14	IP	326100	125.309	126.100	125.927	123.690	121.860	-1.5	22.7
Inputs to 326100, goods.....	03/14	IP	3261001	123.486	124.092	123.613	121.031	118.679	-1.9	24.5
Inputs to 326100, energy.....	03/14	IP	32610012	109.987	107.970	107.249	105.715	109.864	3.9	14.7
Inputs to 326100, goods less foods and energy.....	03/14	IP	32610013	124.603	125.414	124.953	122.288	119.428	-2.3	25.3
Inputs to 326100, services.....	03/14	IP	3261002	125.258	126.985	128.470	128.256	129.374	0.9	14.1
Inputs to 326100, trade services ²	03/14	IP	32610021	135.869	137.865	139.273	138.247	139.013	0.6	17.8
Inputs to 326100, transportation and warehousing services.....	03/14	IP	32610022	115.749	117.599	119.680	120.486	122.176	1.4	14.6
Inputs to 326100, services less trade, transportation, and warehousing.....	03/14	IP	32610023	107.715	108.695	109.561	109.706	110.754	1.0	5.9
Inputs to 333130, mining and oil and gas field machinery mfg, excluding capital investment, labor, and imports.....	04/14	IP	333130	143.839	146.139	147.457	148.653	148.704	0.0	29.0
Inputs to 333130, goods.....	04/14	IP	3331301	135.033	138.128	140.129	140.986	141.177	0.1	34.5
Inputs to 333130, energy.....	04/14	IP	33313012	108.612	107.006	109.494	114.522	117.450	2.6	17.5
Inputs to 333130, goods less foods and energy.....	04/14	IP	33313013	135.582	138.755	140.751	141.541	141.689	0.1	34.7
Inputs to 333130, services.....	04/14	IP	3331302	156.319	155.606	154.415	156.627	156.191	-0.3	14.4
Inputs to 333130, trade services ²	04/14	IP	33313021	184.292	181.046	175.601	178.999	177.958	-0.6	17.5
Inputs to 333130, transportation and warehousing services.....	04/14	IP	33313022	110.992	113.308	116.353	117.846	118.334	0.4	17.7
Inputs to 333130, services less trade, transportation, and warehousing.....	04/14	IP	33313023	128.720	129.443	131.250	132.056	131.861	-0.1	7.4
Inputs to 336111, automobile manufacturing, excluding capital investment, labor, and imports.....	02/14	IP	336111	120.885	122.019	123.732	123.877	124.835	0.8	9.1
Inputs to 336111, goods.....	02/14	IP	3361111	109.159	109.895	110.714	111.133	112.466	1.2	8.0
Inputs to 336111, goods less foods and energy.....	02/14	IP	33611113	109.159	109.895	110.714	111.133	112.466	1.2	8.0
Inputs to 336111, services.....	02/14	IP	3361112	147.144	149.394	153.665	152.978	152.735	-0.2	11.6
Inputs to 336111, trade services ²	02/14	IP	33611121	148.234	150.448	154.790	153.980	153.596	-0.2	11.2
Inputs to 336111, transportation and warehousing services.....	02/14	IP	33611122	126.632	129.311	132.435	133.513	135.275	1.3	18.2
Inputs to 336411, airplane manufacturing, excluding capital investment, labor, and imports.....	02/14	IP	336411	120.953	121.895	122.604	123.104	123.850	0.6	10.2
Inputs to 336411, goods.....	02/14	IP	3364111	114.392	115.295	115.917	116.501	117.134	0.5	10.6
Inputs to 336411, energy.....	02/14	IP	33641112	93.295	96.394	107.388	127.363	126.855	-0.4	34.0
Inputs to 336411, goods less foods and energy.....	02/14	IP	33641113	114.537	115.439	116.051	116.618	117.252	0.5	10.5
Inputs to 336411, services.....	02/14	IP	3364112	143.894	144.967	145.986	146.179	147.330	0.8	9.3
Inputs to 336411, trade services ²	02/14	IP	33641121	158.253	159.305	161.247	161.285	160.507	-0.5	12.9
Inputs to 336411, transportation and warehousing services.....	02/14	IP	33641122	125.784	128.445	131.548	132.619	134.369	1.3	18.3
Inputs to 336411, services less trade, transportation, and warehousing.....	02/14	IP	33641123	124.222	124.999	124.949	125.117	127.539	1.9	4.9

See footnotes at end of table.

Table 14. Producer price indexes and percentage changes for net inputs to industries, excluding capital investment, labor, and imports; not seasonally adjusted — Continued
 [January 2022, Index base December 2014=100, unless otherwise indicated]

Title	Other index base	Commodity code		Unadjusted index ¹					Unadjusted 1-month percent change ¹	Unadjusted 12-month percent change ¹
		Group code	Item code	Sept. 2021	Oct. 2021 ^P	Nov. 2021 ^P	Dec. 2021 ^P	Jan. 2022 ^P	Dec. to Jan. ^P	Jan. 2021 to Jan. 2022 ^P
Inputs to 336611, ship building and repairing, excluding capital investment, labor, and imports.....	02/14	IP	336611	132.820	133.725	134.698	135.134	137.253	1.6	15.9
Inputs to 336611, goods.....	02/14	IP	3366111	126.562	127.957	128.938	129.085	131.605	2.0	19.0
Inputs to 336611, energy.....	02/14	IP	33661112	119.949	115.144	114.485	113.975	115.800	1.6	8.1
Inputs to 336611, goods less foods and energy.....	02/14	IP	33661113	126.721	128.311	129.344	129.512	132.053	2.0	19.3
Inputs to 336611, services.....	02/14	IP	3366112	141.922	141.668	142.587	143.666	144.783	0.8	10.1
Inputs to 336611, trade services ²	02/14	IP	33661121	176.529	176.594	172.660	176.281	176.566	0.2	21.0
Inputs to 336611, transportation and warehousing services.....	02/14	IP	33661122	112.685	115.004	118.404	120.474	119.904	-0.5	17.2
Inputs to 336611, services less trade, transportation, and warehousing.....	02/14	IP	33661123	129.977	129.204	130.801	131.020	132.571	1.2	5.9
Services³										
Inputs to 484000, truck transportation, excluding capital investment, labor, and imports.....	03/14	IP	484000	122.173	126.994	126.904	125.747	127.864	1.7	26.3
Inputs to 484000, goods.....	03/14	IP	4840001	109.292	121.418	119.206	113.153	118.683	4.9	52.0
Inputs to 484000, energy.....	03/14	IP	48400012	105.278	117.554	115.273	109.123	114.698	5.1	55.4
Inputs to 484000, goods less foods and energy.....	03/14	IP	48400013	105.660	106.103	106.818	107.031	107.673	0.6	5.3
Inputs to 484000, services.....	03/14	IP	4840002	127.550	126.151	127.812	130.734	129.951	-0.6	12.1
Inputs to 484000, trade services ²	03/14	IP	48400021	147.471	139.569	147.415	157.780	148.256	-6.0	11.6
Inputs to 484000, transportation and warehousing services.....	03/14	IP	48400022	129.441	129.262	129.461	131.417	132.914	1.1	16.7
Inputs to 484000, services less trade, transportation, and warehousing.....	03/14	IP	48400023	115.869	116.179	116.739	117.006	117.450	0.4	4.5
Inputs to 621A00, offices of health practitioners, excluding capital investment, labor, and imports.....	03/13	IP	621A00	121.460	121.794	122.448	122.870	123.711	0.7	5.5
Inputs to 621A00, goods.....	03/13	IP	621A001	130.658	130.904	131.745	132.127	133.597	1.1	6.1
Inputs to 621A00, energy.....	03/13	IP	621A0012	121.473	116.272	115.042	113.528	115.470	1.7	7.0
Inputs to 621A00, goods less foods and energy.....	03/13	IP	621A0013	131.843	132.476	133.467	133.984	135.427	1.1	6.1
Inputs to 621A00, services.....	03/13	IP	621A002	118.105	118.485	119.054	119.499	120.041	0.5	5.1
Inputs to 621A00, trade services ²	03/13	IP	621A0021	134.453	135.530	135.901	136.567	134.389	-1.6	8.8
Inputs to 621A00, transportation and warehousing services.....	03/13	IP	621A0022	90.812	92.539	96.624	100.710	95.604	-5.1	14.4
Inputs to 621A00, services less trade, transportation and warehousing.....	03/13	IP	621A0023	114.562	114.774	115.244	115.519	116.702	1.0	4.2
Inputs to 813000, membership associations and organizations, excluding capital investment, labor, and imports.....	05/14	IP	813000	143.396	142.410	145.048	144.234	145.936	1.2	8.4
Inputs to 813000, goods.....	05/14	IP	8130001	122.387	126.281	126.942	122.493	125.880	2.8	25.6
Inputs to 813000, energy.....	05/14	IP	81300012	129.191	134.876	134.082	126.755	131.506	3.7	35.6
Inputs to 813000, goods less foods and energy.....	05/14	IP	81300013	111.910	112.604	115.924	116.647	117.603	0.8	9.3
Inputs to 813000, services.....	05/14	IP	8130002	144.474	142.749	145.692	145.375	146.809	1.0	6.5
Inputs to 813000, trade services ²	05/14	IP	81300021	121.106	120.100	122.568	120.578	121.910	1.1	5.4
Inputs to 813000, transportation and warehousing services.....	05/14	IP	81300022	118.322	119.399	119.793	119.669	121.835	1.8	8.5
Inputs to 813000, services less trade, transportation, and warehousing.....	05/14	IP	81300023	146.141	144.207	147.331	147.029	148.405	0.9	6.5
Inputs to 813000, maintenance and repair construction.....	05/14	IP	8130003	120.932	121.463	122.126	122.497	123.985	1.2	11.4

¹ All indexes are subject to revision for 4 months after their originally scheduled publication to incorporate late reports and corrections by survey respondents.

² Trade indexes measure changes in margins received by wholesalers and retailers.

³ PPI data for these Net Inputs to Industry Indexes are organized by Bureau of Economic Analysis (BEA) Industry code. The set of products included in an industry input index and the weights for each commodity included in the index are derived from the BEA's Input-Output Accounts Use of Commodities by Industry table in conjunction with U.S. Census Bureau revenue data. For more information, visit <https://www.bls.gov/ppi/notices/2015/updated-inputs-to-industry-producer-price-indexes.htm> online.

p Preliminary

Technical Note

Brief Explanation of Producer Price Indexes

The Producer Price Index (PPI) of the Bureau of Labor Statistics (BLS) is a family of indexes that measures the average change over time in prices received (price changes) by producers for domestically produced goods, services, and construction. PPIs measure price change from the perspective of the seller. This contrasts with other measures, such as the Consumer Price Index (CPI). CPIs measure price change from the purchaser's perspective.

More than 10,000 PPIs for individual products and groups of products are released each month. PPIs are available for the products of virtually every industry in the mining and manufacturing sectors. Over time, new PPIs have been introduced for products of industries in the services and construction sectors of the U.S. economy. As of January 2018, the PPI covered 71 percent of services as measured by 2012 Census revenue, and 31 percent of construction.

More than 100,000 price quotations per month are organized into three sets of PPIs: (1) Final demand-Intermediate demand (FD-ID) indexes, (2) commodity indexes, and (3) indexes for the net output of industries and their products. The FD-ID structure organizes products by class of buyer and degree of fabrication as well as by stage of production. The commodity structure organizes products by similarity of end use or product type. The entire output of various industries is sampled to derive price indexes for the net output of industries and their products.

Final Demand–Intermediate Demand Indexes

The PPI FD-ID structure measures price change for goods, services, and construction sold to final demand and to intermediate demand. The FD-ID system replaced the PPI stage-of-processing (SOP) system as PPI's primary aggregation model with the release of data for January 2014. The FD-ID model expands coverage beyond that of the SOP system through the addition of services, construction, exports, and government purchases.

Compared with finished goods under the SOP system, the PPI for final demand goods includes nearly a 50 percent expansion of coverage. This increase can be traced to the addition of government purchases and exports. For overall final demand, expansion to include final demand services represents an even larger increase in coverage. In December 2017, final demand goods were about 33 percent of overall final demand, final demand services were roughly 65.5 percent, and final demand construction was about 1.5 percent of final demand. Within intermediate demand, coverage of services for intermediate demand resulted in about a 45 percent increase in coverage of the intermediate demand portion of the economy.

FD-ID indexes are constructed from commodity-based producer output price indexes. Commodities are allocated to aggregate indexes primarily based on the type of buyer. The main source of data used to determine the type of buyer is the "Use of commodities by industries, before redefinition," table

from the Benchmark Input-Output Accounts of the U.S. In many cases, the same commodity is purchased by different types of buyers. As a result, commodities are often included in several FD-ID indexes. For example, regular gasoline is purchased for personal consumption, export, government use, and business use. The PPI program publishes only one commodity index for regular gasoline (wpu057104), reflecting sales to all types of buyers, and this index is used in all aggregations regardless of whether the gasoline is sold for personal consumption, as an export, to government, or to businesses. Proportions based on BEA "Use of Commodities" data are used to allocate the correct portion of the total weight of gasoline to each use category. In cases when buyer type is an important price determining characteristic, indexes are created based on specific buyer type. For example, within the PPI category for loan services, separate indexes for consumer loans and business loans were constructed. For more information relating to the FD-ID structure, see "A new, experimental system of indexes from the PPI program" in the February 2011 *Monthly Labor Review*.

Final Demand: The final demand portion of the FD-ID structure measures price change for commodities sold for personal consumption, capital investment, government, and export. The system is composed of six main price indexes: final demand goods; final demand trade services; final demand transportation and warehousing services; final demand services less trade, transportation, and warehousing; final demand construction; and overall final demand.

The final demand goods index measures price change for both unprocessed and processed goods sold to final demand. Fresh fruits sold to consumers and computers sold for capital investment are examples of transactions included in the final demand goods price index. The final demand trade services index measures price change for the retailing and wholesaling of merchandise sold to final demand, generally without transformation. (Trade indexes measure changes in margins received by wholesalers and retailers.) The final demand transportation and warehousing services index tracks price change for transportation of passengers, as well as, transportation of cargo sold to final demand, and also includes prices for warehousing and storage of goods sold to final demand. The final demand services less trade, transportation, and warehousing index measures price change for all services other than trade and transportation sold to final demand. Publishing, banking, lodging, and health care are examples of these services. The final demand construction index tracks price change for new construction, as well as maintenance and repair construction sold to final demand. Construction of office buildings is an example of a commodity that would be included in the final demand construction index. Lastly, the overall final demand index tracks price change for all types of commodities sold to final demand by combining the five final demand component indexes described above.

Intermediate Demand: The intermediate demand portion of the FD-ID system tracks price change for goods, services, and construction products sold to businesses as inputs to

production, excluding capital investment. The system includes two parallel treatments of intermediate demand. The first treatment organizes intermediate demand commodities by type. The second organizes intermediate demand commodities into production stages, with the explicit goal of developing a forward-flow model of production and price change.

The intermediate demand by commodity type portion of the system organizes commodities by similarity of product. The system is composed of six main price indexes: unprocessed goods for intermediate demand; processed goods for intermediate demand; intermediate demand trade services; intermediate demand transportation and warehousing services; intermediate demand services less trade, transportation, and warehousing; and intermediate demand construction.

The unprocessed goods for intermediate demand price index measures price change for goods sold to businesses as inputs to production that have undergone no fabrication. Crude petroleum sold to refineries is an example of an unprocessed good sold to intermediate demand. The processed goods for intermediate demand index tracks price change for fabricated goods sold as business inputs. Examples include car parts sold to car manufacturers and gasoline sold to trucking companies. The index for trade services for intermediate demand measures price change for the services of retailing and wholesaling goods purchased by businesses as inputs to production. The intermediate demand transportation and warehousing services index measures price change for business travel, as well as, transportation and warehousing of cargo sold to intermediate demand. The intermediate demand services less trade, transportation, and warehousing index measures price change for services other than trade, transportation, and warehousing sold as inputs to production. Legal and accounting services purchased by businesses are examples of intermediate demand services excluding trade, transportation, and warehousing. Finally, the construction for intermediate demand index measures price change for construction purchased by firms as inputs to production. The index for construction for intermediate demand tracks price change for maintenance and repair construction purchased by firms.

The production flow treatment of intermediate demand is a stage-based system of price indexes. These indexes can be used to study price transmission across stages of production and final demand. This system is constructed in a manner that maximizes forward flow of production between stages, while minimizing back-flow of production. The production flow treatment contains four main indexes: intermediate demand stage 1, intermediate demand stage 2, intermediate demand stage 3, and intermediate demand stage 4.

Indexes for the four stages were developed by first assigning each industry in the economy to one of four stages of production, where industries assigned to the fourth stage primarily produce output consumed as final demand, industries in the third stage primarily produce output consumed by stage 4 industries, industries assigned to the second stage primarily produce output consumed by stage 3 industries, and industries assigned to the first stage produce output primarily consumed by stage 2 industries. The four indexes then track prices for the net inputs consumed by industries in each of the four stages of production. The stage 4

intermediate demand index, for example, tracks price change for inputs consumed, but not produced, by industries included in the fourth stage of production. Hence, the index tracks price change in inputs to industries that primarily produce final demand commodities (stage 4 producers primarily produce commodities sold to final demand).

Examples of heavily weighted goods-producing industries in stage 4 include the manufacture of light trucks and utility vehicles, automobiles, and pharmaceuticals. Retail trade, food service and drinking places, and hospitals are examples of heavily weighted service industries included in stage 4. Stage 4 also includes all new construction industries. Examples of goods consumed by stage 4 industries include motor vehicle parts, commercial electric power, plastic construction products, biological products, and beef and veal. Engineering services, machinery and equipment wholesaling, long distance motor carrying, and legal services constitute examples of services consumed by stage 4 industries.

Examples of highly weighted goods-producing industries included in stage 3 are motor vehicle parts manufacturing, animal (except poultry) slaughtering and processing, and semiconductor manufacturing. Services industries classified in stage 3 include wholesale trade; insurance carriers; architecture, engineering, and related services; and hotels and motels. Examples of goods consumed by stage 3 industries include slaughter steers and heifers, industrial electric power, and hot rolled steel bars, plates, and structural shapes. Services commonly consumed by stage 3 industries include commissions from sales of property and casualty insurance, business loans, temporary help services, and administrative and general management consulting services.

Petroleum refineries; electricity generation, transmission, and distribution; natural gas distribution; cattle ranching and farming; and plastic materials and resin manufacturing are among the goods-based industries assigned to stage 2. Services industries that are heavily weighted in stage 2 include management of companies and enterprises; non-depository credit intermediation; insurance agencies and brokerages; and services to buildings and dwellings. Goods commonly purchased by stage 2 industries include crude oil, natural gas, formula feeds, and primary basic organic chemicals. Services that are heavily weighted in the intermediate demand stage 2 index are legal services, business loans, and cellular phone and other wireless telecommunication.

Goods producing industries in stage 1 include oil and gas extraction, paper mills, and grain farming. Real estate, legal services, and advertising services are examples of highly weighted services industries included in stage 1. Examples of goods consumed by stage 1 industries are commercial and industrial electric power and gasoline. Services commonly consumed by stage 1 industries include solid waste collection, chemicals and allied products wholesaling, and guestroom or unit rental. It should be noted that all inputs purchased by stage 1 industries are by definition produced either within stage 1 or by latter stages of processing, leaving stage 1 less useful for price transmission analysis. For additional information on industry stage assignments, see www.bls.gov/ppi/fd-id/ppi-intermediate-demand-by-production-flow-industry-stage-assignments.htm.

Comparing the PPI with CPI

Although some data users utilize the PPI as a potential indicator of the Consumer Price Index (CPI), there are many reasons why the PPI and the CPI may diverge. The scope of the personal consumption portion of the PPI includes all marketable output sold by domestic producers for households. The scope of the CPI includes goods and services provided by business or government, where explicit user charges are paid by consumers. For example, the most heavily weighted item in the CPI, owners' equivalent rent, is excluded from the PPI. The scope of the CPI includes imports. The PPI excludes imports. The CPI only includes components of personal consumption directly paid for by the consumers, while the PPI includes components of personal consumption that may not be paid for by consumers. For example, the PPI includes medical services paid for by third parties. In contrast to CPI, PPI does not completely cover services. PPIs exclude taxes, since they do not represent producer revenue. Conversely, sales and other taxes paid by consumers are part of household expenditure and are included in the CPI. Additional technical differences between PPI and CPI also exist. For more information see "Comparing new final demand producer price indexes with other Government price indexes," *Monthly Labor Review*, January 2014, at www.bls.gov/opub/mlr/.

Commodity Indexes

The commodity classification of the PPI organizes goods, services, and construction by similarity of product or end use, disregarding industry of origin. With the release of data for July 2009, PPI expanded its commodity structure to include indexes for services and construction products. Prior to this date, the PPI commodity structure only included products from goods producing sectors. Table 9 of the *PPI Detailed Report* includes data for commodity indexes, organized in a hierarchal structure, including major groupings, subgroups, product classes, sub-product classes, and individual items.

Industry Net-Output Price Indexes

PPIs for the net output of industries and their products are grouped according to the North American Industry Classification System (NAICS). Prior to the release of January 2004, industry-based PPIs were published according to the Standard Industrial Classification (SIC) system. Industry price indexes are compatible with other economic time series organized by industry, such as data on employment, wages, and productivity. Table 11 of the *PPI Detailed Report* includes data for NAICS industries and industry groups (3-, 4-, 5-, and 6-digit codes), Census product classes (7- and 8-digit codes), products (9-digit codes), more detailed sub-products (11-digit codes), and, for some industries, indexes for other sources of revenue.

Indexes may represent one of three kinds of product categories. Every industry has primary product indexes that show changes in prices received by establishments classified in the industry for products made primarily, but not necessarily exclusively, by that industry. The industry classification of an establishment is determined by which products make up a plurality of its total shipment value. In

addition, most industries have secondary product indexes that show changes in prices received by establishments for products chiefly made in some other industry. Some industries have miscellaneous receipts indexes that track price changes for other sources of revenue received by establishments within the industry that are not derived from sales of their products; for example, resales of purchased materials, or revenues from parking lots owned by a manufacturing plant.

Data Collection

PPIs are constructed using selling prices reported by establishments of all sizes, selected by probability sampling, with the probability of selection proportionate to size. Individual items and transaction terms also are chosen by probability proportionate to size. BLS strongly encourages cooperating companies to supply actual transaction prices at the time of shipment to minimize the use of list prices. Prices submitted by survey respondents are effective on the Tuesday of the week containing the 13th day of the month. The survey is conducted online via the BLS Internet Data Collection Facility (IDCF).

Price data are provided on a voluntary and confidential basis; only sworn BLS employees are allowed access to individual company price reports. BLS publishes price indexes instead of actual prices. All PPIs are subject to monthly revisions up to 4 months after original publication to reflect the availability of late reports and corrections by respondents.

BLS periodically updates the PPI sample of survey respondents to better reflect current conditions when the structure, membership, technology, or product mix of an industry shifts significantly and to spread reporting burden among smaller firms. Information on these resampling efforts are noted in the *PPI News Release* and *PPI Detailed Report* in the months they occur.

As part of an ongoing effort to expand coverage to sectors of the economy other than mining and manufacturing, an increasing number of service and construction sector industries have been introduced into the PPI. The following list of industries introduced since the mid-1990s includes the month and year in which an article describing the industry's content appeared in the *PPI Detailed Report*.

Service and construction sector industries introduced into the Producer Price Index, by SIC or NAICS code and the *PPI Detailed Report* that announces their introduction

Title	Code	<i>PPI Detailed Report Issue</i>
	SIC	
Wireless telecommunications	4812	July 1999
Telephone communications, except radio telephone	4813	July 1995
Television broadcasting	4833	July 2002
Grocery stores	5411	July 2000
Meat and fish (seafood) markets	5421	July 2000
Fruit and vegetable markets	5431	July 2000
Candy, nut, and confectionery stores ...	5441	July 2000
Retail bakeries	5461	July 2000
Miscellaneous food stores	5499	July 2000

Title	Code	PPI Detailed Report Issue
SIC		
New car dealers	5511	July 2000
Gasoline service stations	5541	January 2002
Boat dealers	5551	January 2002
Recreational vehicle dealers	5561	January 2002
Miscellaneous retail	59	January 2001
Security brokers, dealers, and investment bankers	6211	January 2001
Investment advice	6282	January 2003
Life insurance carriers	6311	January 1999
Property and casualty insurance	6331	July 1998
Insurance agencies and brokerages	6412	January 2003
Operators and lessors of nonresidential buildings	6512	January 1996
Real estate agents and managers	6531	January 1996
Prepackaged software	7372	January 1998
Data processing services	7374	January 2002
Home health care services	8082	January 1997
Legal services	8111	January 1997
Engineering design, analysis, and consulting services	8711	January 1997
Architectural design, analysis, and consulting services	8712	January 1997
Premiums for property and casualty insurance	9331	July 1998
NAICS		
New Industrial building construction	236211	January 2008
New warehouse building construction ..	236221	July 2005
New school construction	236222	July 2006
New office construction	236223	January 2007
New health care building construction...	236224	January 2013
Concrete contractors, nonresidential building work	23811X	July 2008
Roofing contractors, nonresidential building work	23816X	July 2008
Electrical contractors, nonresidential building work	23821X	July 2008
Plumbing / HVAC contractors, nonresidential building work	23822X	July 2008
Merchant wholesalers, durable goods ..	423	July 2005
Merchant wholesalers, nondurable goods	424	July 2005
Electronics and appliance stores	443	January 2004
Building material and garden equipment and supplies dealers.....	444	January 2004
Sporting goods, hobby, book, and music stores	451	January 2004
General merchandise stores	452	January 2004
Miscellaneous store retailers	453	January 2004
Internet service providers	518111	July 2005
Internet publishing and web search portals	519130	January 2010
Commercial banking	522110	January 2005
Savings institutions	522120	January 2005
Direct health and medical insurance carriers	524114	July 2004
Construction, mining, and forestry machinery and equipment rental and leasing	532412	January 2005

Title	Code	PPI Detailed Report Issue
NAICS		
Management consulting services	541610	January 2007
Security guards and patrol services	561612	July 2005
Offices of dentists	621210	January 2011
Blood and organ banks	621991	January 2007
Amusement and theme parks	713110	July 2006
Golf courses and country clubs	713910	July 2006
Fitness and recreational sports centers .	713940	July 2005
Commercial machinery repair and maintenance.....	811310	July 2007

Weights

Weights for most commodity groupings of the PPI, as well as, weights for commodity-based aggregate indexes calculated from commodity groupings, such as FD-ID indexes, currently reflect 2012 values of shipments as reported in the *Census of Manufactures* and other sources. From January 2012 to December 2017, PPI weights were derived from 2007 shipment values. Industry indexes now are calculated under the 2017 NAICS structure utilizing 2012 value of shipment weights and 2007 net output ratios. The periodic update of the value weights used to calculate the PPI is done to more accurately reflect changes in production and marketing patterns in the economy.

Net output values of shipments are used as weights for industry indexes. Net output values refer to the value of shipments from establishments within the industry to buyers outside the industry. However, weights for commodity indexes are based on gross shipment values, including values of shipments between establishments within the same industry. As a result, broad commodity grouping indexes, such as the PPI for All Commodities (which is composed of major commodity groupings 01 through 15), are affected by the multiple counting of price change at successive stages of processing, which can lead to exaggerated or misleading signals about inflation. The intermediate demand by commodity type FD-ID indexes partially correct for this defect, but industry indexes, final demand FD-ID indexes, and intermediate demand by production flow FD-ID indexes consistently correct for this at all levels of aggregation. Therefore, industry and FD-ID indexes are more appropriate than broad commodity groupings for analysis of general price trends.

Price Index Reference Base

Effective with publication of January 1988 data, many important PPI series (including most commodity groups and individual items) were placed on a new reference base, 1982 = 100. From 1971 through 1987, the standard reference base for most PPI series was 1967 = 100. Except for rounding differences, the shift to the new reference base did not alter any previously published percent changes for affected PPI series. (See “Calculating Index Changes,” below.) The 1982 reference base is not used for commodity indexes with a base

later than December 1981 or for industry net output indexes and their products. The FD-ID indexes typically have a reference base of November 2009 = 100.

For further information on the underlying concepts and methodology of the Producer Price Index, see chapter 14, “Producer Prices,” in the *BLS Handbook of Methods*. This chapter can be downloaded from the BLS Web site at <https://www.bls.gov/opub/hom/homch14.htm>.

Calculating Index Changes

Each PPI measures price changes from a reference period that equals 100.0. An increase of 5.5 percent from the reference period in the Final Demand Goods Price Index, for example, is shown as 105.5. This change also can be expressed in dollars, as follows: prices received by domestic producers of a sample of final demand goods have risen from \$100 in November 2009 to \$105.50. Likewise, a current index of 90.0 would indicate that prices received by producers of final demand goods are 10 percent lower than they were in November 2009.

Movements of price indexes from one month to another are usually expressed as percent changes, rather than as changes in index points. Index point changes are affected by the level of the index in relation to its base period, whereas percent changes are not. The following example shows the computation of index point and percent changes.

Index point change

Final Demand Goods Price Index	107.5
Less previous index	104.0
Equals index point change	3.5

Index percent change

Index point change	3.5
Divided by the previous index	104.0
Equals	0.034
Result multiplied by 100	0.034 x 100
Equals percent change	3.4

Seasonally Adjusted and Unadjusted Data

Because price data are used for different purposes by different groups, BLS publishes seasonally adjusted and unadjusted changes each month. Seasonally adjusted data are preferred for analyzing general price trends in the economy because these data eliminate the effect of changes that normally occur at about the same time, and in about the same magnitude, every year—such as price movements resulting from normal weather patterns, regular production and marketing cycles, model changeovers, seasonal discounts, and holidays. For these reasons, seasonally adjusted data more clearly reveal underlying trends. Unadjusted data are of primary interest to users who need information that can be related to actual dollar values of transactions. Individuals requiring this information include marketing specialists, purchasing agents, budget and cost analysts, contract specialists, and commodity traders. It is the unadjusted data that are generally cited when escalating long-term contracts

such as purchasing agreements or real estate leases. For more information, see *Price Adjustment Guide for Contracting Parties*, on the Web at: www.bls.gov/ppi/publications/price-adjustment-guide-for-contracting-parties.htm.

Seasonal adjustment is accomplished using X-13 ARIMA, a software package published by the U.S. Census Bureau. Each year, the seasonal status of most commodity indexes is reevaluated to reflect more recent price behavior. Industry net output indexes are not seasonally adjusted. For time series that exhibit seasonal pricing patterns, new seasonal factors are estimated and applied to the unadjusted data from the prior 5 years. Updated seasonally adjusted indexes replace the most recent 5 years of seasonal data.

Seasonal factors may be applied to series using either a direct or an aggregative method. Generally, commodity indexes are seasonally adjusted using direct seasonal adjustment, which produces a more complete elimination of seasonal movements than does the aggregative method. However, the direct seasonal adjustment process may not yield figures that possess additive consistency. Thus, a seasonally adjusted index for a broad category that is directly adjusted may not be logically consistent with all seasonally adjusted indexes for its components. Seasonal movements for FD-ID indexes are derived indirectly through an aggregative method that combines movements of a wide variety of subproduct class (six-digit) series.

Seasonally adjusted indexes can become problematic when previously stable and predictable price patterns abruptly change. If the new pattern persists, the seasonal adjustment method will eventually reflect it; if the pattern keeps shifting, however, seasonally adjusted data will become chronically troublesome. This problem occurs relatively infrequently for farm and food-related products, but has more often affected manufactured products such as automobiles and steel.

Since January 1988, the PPI has used Intervention Analysis Seasonal Adjustment methods to enhance the calculation of seasonal factors. With this technique, outlier values that may distort the seasonal pattern are removed from the data prior to applying the standard seasonal factor estimation procedure. For example, a possible economic cause for large price movements for petroleum-based products might have been the Persian Gulf War. In this case, intervention techniques allowed for better estimates of seasonally adjusted data. On the whole, very few series have required intervention. Out of almost 400 seasonally adjusted series, only 42 were subject to intervention in 2018.

For more information relating to seasonal adjustment methods, see “Summary of Changes to the PPI’s Seasonal Adjustment Methodology” in the January 1995 issue of *Producer Price Indexes*, and “PPI and CPI Seasonal Adjustment: an Update” in the July 2010 *Monthly Labor Review*.

Producer Price Index Data on the Internet

In 1995, the BLS began posting PPI series, news releases, and technical information to both a World Wide Web (WWW) site and a file transfer protocol (FTP) site. During the years following the introduction of PPI Internet services, use of these sites eclipsed more traditional methods of data dissemination, such as subscriptions to the *PPI Detailed*

Report. There were more than 4 million instances of PPI data and tables being downloaded from the BLS website during the 12 months ended December 31, 2017.

Retrieving PPI data from the PPI Web site

PPI data can be obtained from the WWW address (<https://www.bls.gov/ppi>). On this page, under the tab labeled “Featured PPI databases” links provide the following methods of data retrieval:

- **Top Picks** is a form-based application for both Industry Data and Commodity Data that allows the user to quickly obtain PPI time series data by selecting the high-level aggregate and other commonly requested time series, including the All Commodities Index and the FD-ID indexes (for example, Final Demand). Within each list, any one—or all—of the time series shown can be selected. A user can modify the date range and output options after executing the query, using the reformat button above the data output table.
- **One-Screen Data Search and Multi-Screen Data Search** are form-based query applications for both Industry Data and Commodity Data designed for users unfamiliar with the PPI coding structure. These applications guide a user through the PPI classification by listing index titles and do not require knowledge of commodity or industry codes. Data retrieved are based on a query formulated by selecting data characteristics from lists provided. Two options are available to create customized tables, depending on a user’s browser capability. The one-screen option is a JavaScript application that uses a single screen to guide a user through the available time series data. The second option is a multiple-screen, non-Java-based application. Both methods allow a user to browse the PPI coding structure and select multiple series. Users can modify the date range and output options after executing the query using the reformat button above the data output table.
- **Series Report** is a form-based application that allows users to input multiple, formatted PPI time series identifiers (commodity or industry codes) as inputs in extracting data according to a specified set of date ranges and output options. This application provides the most efficient path for users who are familiar with the format of PPI time series identifiers. There are five alphabetic prefixes used to create unique PPI time series identifiers: WP, WD, PC, PD, and ND. Each provides the user access to a different PPI database. Adding either a “u” (not seasonally adjusted) or an “s” (seasonally adjusted) to the end of these prefixes further specifies the type of data needed.

EXAMPLES

For commodity and FD-ID indexes, series identifiers combine a “wpu” prefix (not seasonally adjusted) or a “wps” prefix (seasonally adjusted) with a commodity code.

<u>Commodity code</u>	<u>Provides data for:</u>
wps141101	Passenger cars, seasonally adjusted
wpu141101	Passenger cars, not seasonally adjusted
wpufd4	Final demand, not seasonally adjusted
wpsid63	Services for intermediate demand, seasonally adjusted

For discontinued commodity indexes, series identifiers combine a “wdu” prefix (not seasonally adjusted) or a “wds” prefix (seasonally adjusted) with a commodity code.

<u>Commodity code</u>	<u>Provides data for:</u>
wds019	Other farm products, seasonally adjusted
wdu0635	Preparations, ethical (prescription), not seasonally adjusted
wdusi138011	Stainless steel mill products, not seasonally adjusted

Current price indexes grouped by industry according to NAICS have series identifiers that begin with the prefix “pcu.” After the prefix, there are 12 digits (the 6-digit industry code is listed twice) followed by up to 7 alphanumeric characters identifying product detail. Dashes are used as placeholders for higher-level industry group codes.

<u>Industry-product code, current NAICS series</u>	<u>Provides data for:</u>
pcu325---325---	Chemical manufacturing
pcu336110336110	Automobile and light duty motor vehicle manufacturing
pcu621111621111411	Offices of physicians, one- and two-physician practices and single-specialty group practices, general/family practice

Discontinued industry-product codes based on SIC combine a “pdu” prefix and “#” between the fourth and fifth characters of the product code. Series identifiers for the discontinued dataset use underscores as placeholders to complete a reference to an SIC industry group code of fewer than four digits. (All PPI industry-based indexes organized by SIC were discontinued with the introduction of NAICS in 2004.)

<u>Industry-product code, discontinued SIC series</u>	<u>Provides data for:</u>
pdu28_#	Chemicals and allied products
pdu331_#	Blast furnaces, steel works, and rolling and finishing mills
pdu3711#111	Passenger cars

Price indexes for discontinued series grouped by industry according to NAICS have identifiers that begin with the prefix “ndu”. After the prefix, there are 12

numeric digits (the 6-digit industry code is listed twice), and up to 7 additional alphanumeric characters that identify product detail. Dashes are used as placeholders for higher-level group codes.

*Industry-product code,
discontinued NAICS series*

ndu212231212231
ndu2122312122312
ndu212231212231214

Provides data for

Lead and zinc ore mining
Lead, zinc concentrates
Lead concentrates

- **Text Files** are best suited for users requiring access to either a large volume of time series data or other PPI-related documentation, such as seasonal factor tables and relative importance tables. The text files can be accessed at <https://download.bls.gov/> or directly from links on the “PPI Databases” page or the PPI homepage. Data and documentation available for download include the following:

Directory:

Industry Data	/pub/time.series/pc
Industry Data - Discontinued (NAICS basis)	/pub/time.series/nd
(SIC basis)	/pub/time.series/pd
Commodity Data (incl. FD-ID)	/pub/time.series/wp
Commodity Data – Discontinued	/pub/time.series/wd
Special requests	/pub/special.requests/ppi

Additional information

The PPI homepage (<https://www.bls.gov/ppi>) contains additional information regarding PPI data and methodology. The top section of the homepage provides PPI news releases, both current and archived, as well as general PPI information. The “PPI Tables” section found beneath the statistics section provides relative importance and seasonal factor tables. The remaining sections offer special notices and publications pertaining to PPI methodology and applications.

For questions or comments regarding PPI data classification, methodology, or data availability on the Internet, call or e-mail the Section of Index Analysis and Public Information at (202) 691-7705 or ppi-info@bls.gov. If you are deaf, hard of hearing, or have a speech disability, please dial 7-1-1 to access telecommunications relay services.