

## Contents

---

[Summary](#)

[Mining & Logging](#)

[Construction](#)

[Manufacturing](#)

[Wholesale Trade](#)

[Retail Trade](#)

[Transportation, Warehousing, & Utilities](#)

[Information](#)

[Financial Activities](#)

[Professional & Business Services](#)

[Private Education & Health Services](#)

[Leisure & Hospitality](#)

[Other Services](#)

[Government](#)

---

# Current Employment Statistics Highlights



**September 2018**

Release Date: October 5, 2018

Prepared by Analysts of the National Estimates Branch  
Current Employment Statistics Survey  
U.S. Bureau of Labor Statistics

202-691-6555

[Email CES](#)

### Current Employment Statistics Summary, September 2018

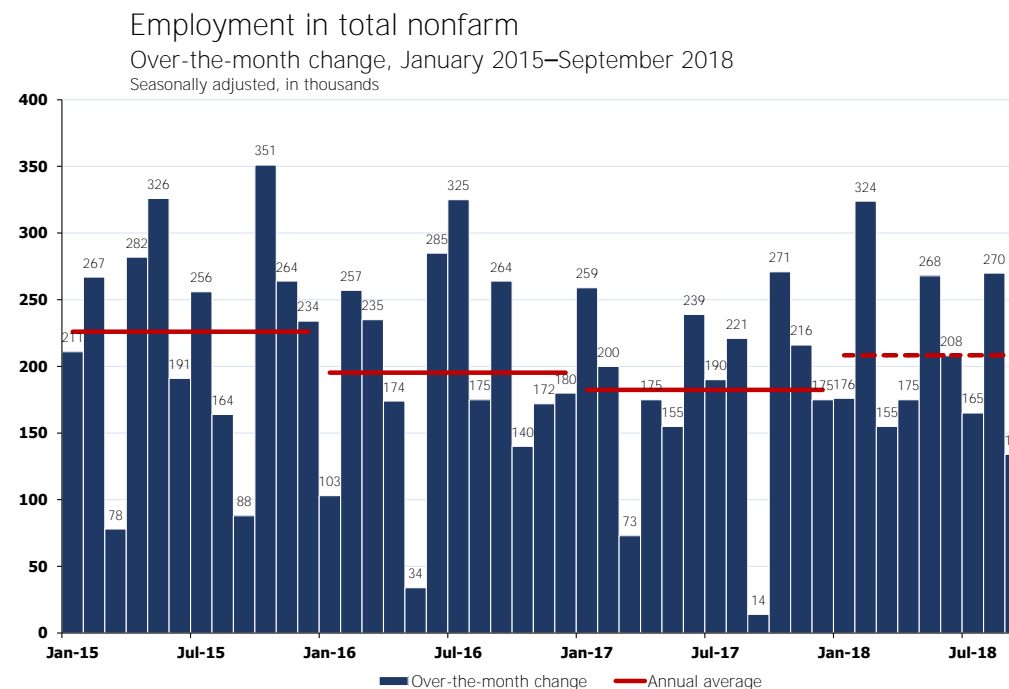
Nonfarm employment increased by 134,000 in September following an increase of 270,000 in August. Professional and business services, health care, and transportation and warehousing added jobs. Hurricane Florence and subsequent flooding may have contributed to employment weakness in some industries in September. Data collection rates were within normal ranges both nationally and in the affected states.

The employment change for July increased from +147,000 to +165,000, and the change for August increased from +201,000 to +270,000. On net, employment over these months is 87,000 greater than previously reported.

Average hourly earnings rose by 8 cents or 0.3 percent in September. Hourly earnings are up 2.8 percent over the year. Average weekly hours, at 34.5 hours, were unchanged over the month.

#### +54,000 Professional and Business Services

Employment continued to rise in professional and business services in September. Over the past 12 months, the industry has added 560,000 jobs, with gains distributed across most component industries.



Bureau of Labor Statistics, Current Employment Statistics, October 05, 2018. Most recent 2 months of data are preliminary.

#### +24,000 Transportation and Warehousing

Transportation and warehousing added 24,000 jobs in September. Warehousing and storage added 8,000 jobs, while couriers and messengers added 5,000. Over the year, these two industries together have accounted for

about two-thirds of the job growth in transportation and warehousing.

#### +23,000 Construction

Construction employment continued to trend up in September, largely in specialty trade contractors (+16,000). Over the year,

## Current Employment Statistics Survey Summary, September 2018

construction has added 315,000 jobs; specialty trades accounted for 196,000 of the growth.

### +18,000 Manufacturing

In September, employment rose by 17,000 in durable goods manufacturing. Over the year, durable goods industries have accounted for more than 80 percent of 278,000 jobs added in the whole of manufacturing.

### +18,000 Education and Health Services

Health care added 26,000 jobs in September, with a gain of 12,000 in hospitals. Over the past 12 months, health care employment has increased by 302,000.

### +13,000 Financial Activities

Real estate and rental and leasing added jobs in September to account for essentially all of the employment change in financial activities. Over the year, real estate has added 43,000 jobs, and rental and leasing has added 30,000 jobs.

### +5,000 Mining and Logging

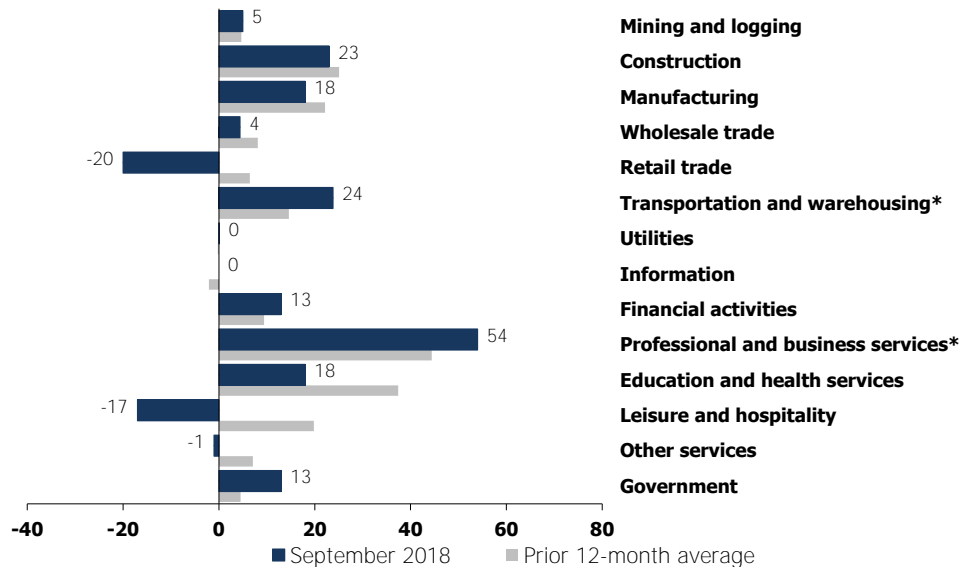
Employment rose by 6,000 in support activities for mining in September. This industry has added 106,000 jobs since an employment low in October 2016.

## Employment in total nonfarm

Over-the-month change, September 2018

Seasonally adjusted, in thousands

Total nonfarm:  
134\*

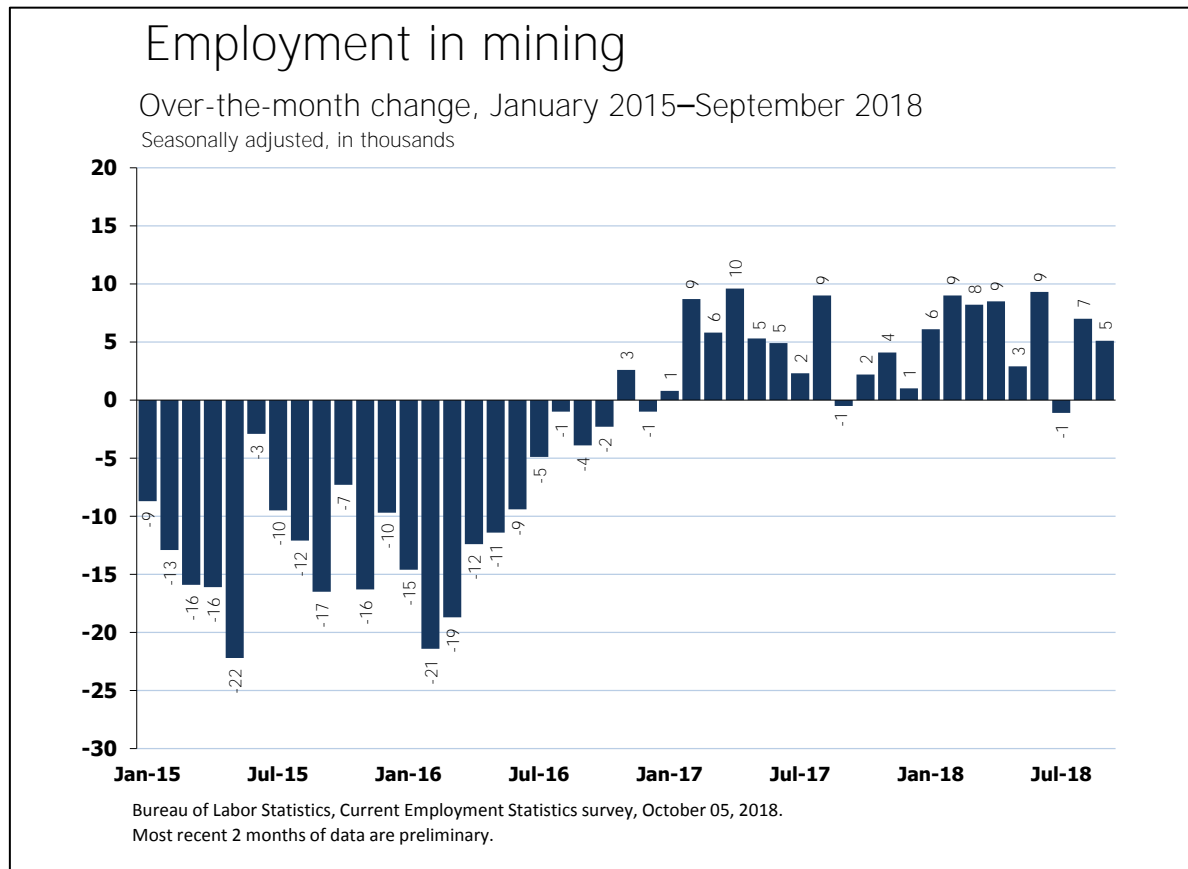


Bureau of Labor Statistics, Current Employment Statistics survey, October 05, 2018.  
Data are preliminary.  
\* denotes significance

### -17,000 Leisure and Hospitality

Over the month, employment changed little in leisure and hospitality (-17,000) Prior to September, employment in the industry had been trending up at a modest rate.

## Mining and Logging



Employment in mining grew by 5,000 in September, due to a gain in support activities for mining (+6,000). So far in 2018, mining has added 55,000 jobs, with 43,000 coming from support activities for mining.

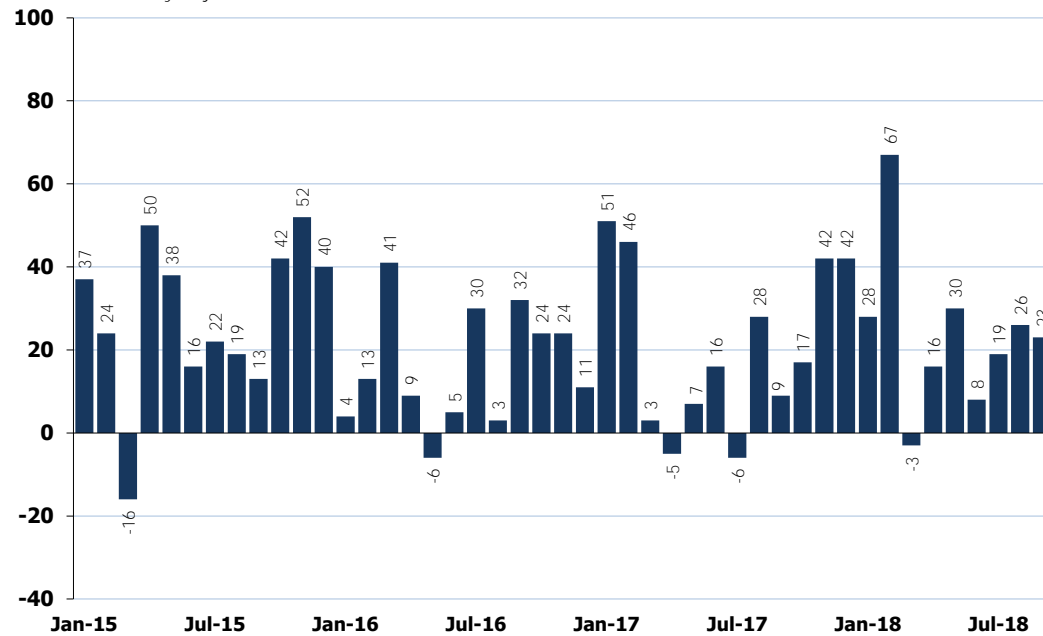
In September, a 4.6-percent gain in [oil prices](#) supported the gain in mining employment.

## Construction

### Employment in construction

Over-the-month change, January 2015–September 2018

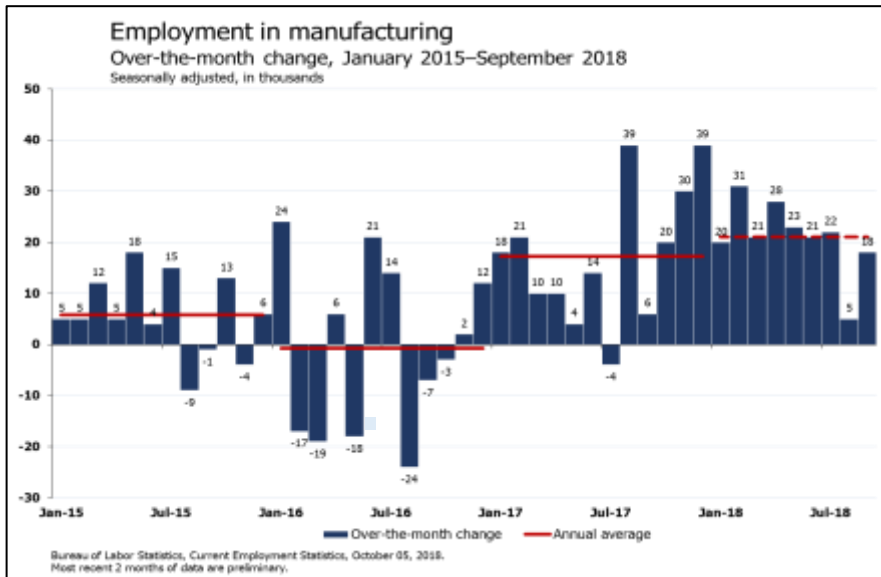
Seasonally adjusted, in thousands



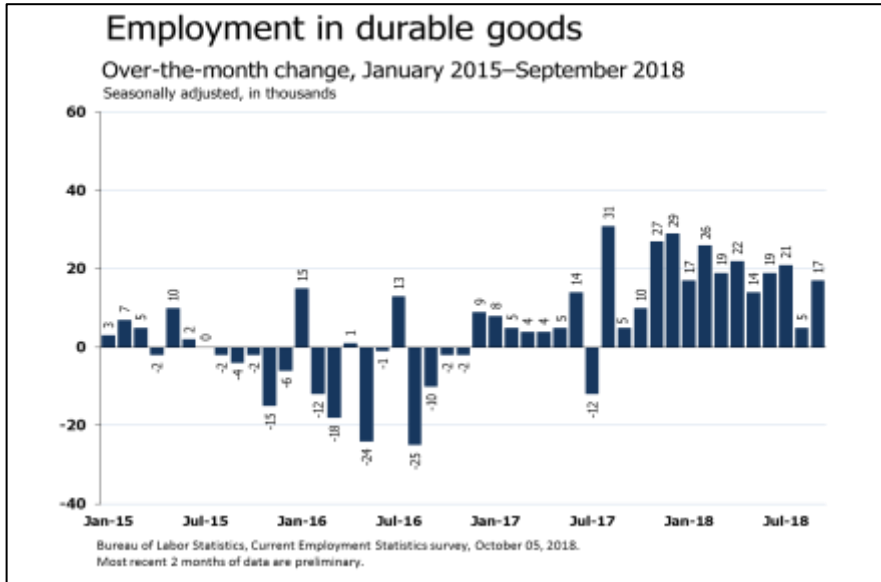
Bureau of Labor Statistics, Current Employment Statistics survey, October 05, 2018.  
Most recent 2 months of data are preliminary.

Construction employment continued to trend up in September (+23,000). Employment in heavy and civil engineering construction and in specialty trade contractors also continued to trend up (+7,000 and +16,000, respectively).

## Manufacturing

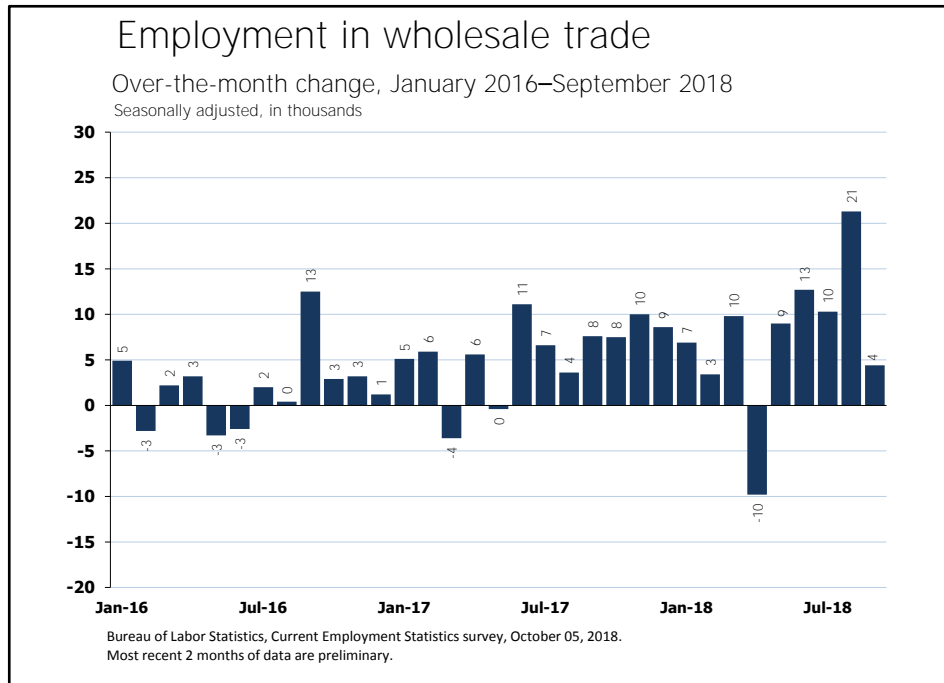


Employment in manufacturing continued to trend up in September (+18,000). Employment in nondurable goods manufacturing was little changed (+1,000).



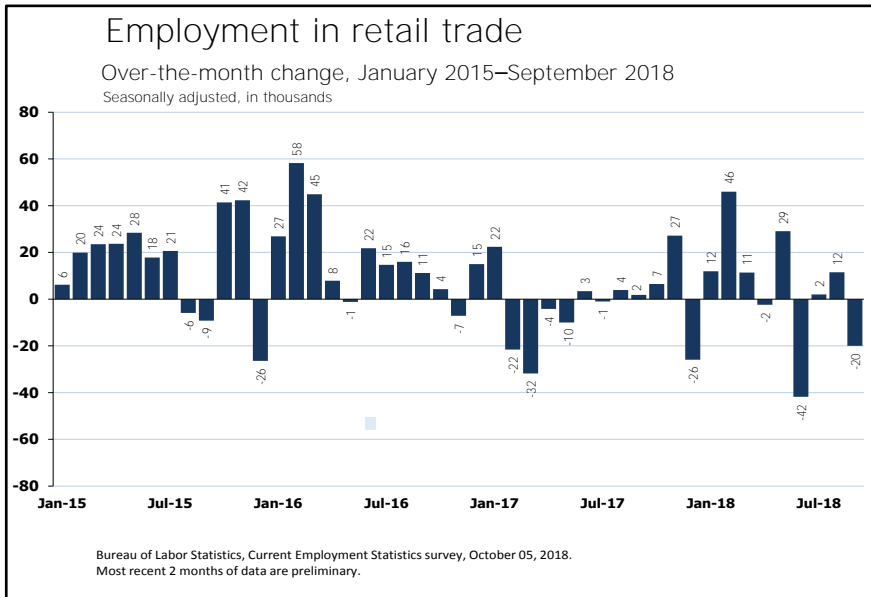
Durable goods manufacturing accounted for essentially all of the job gains in September, adding 17,000 jobs over the month. Of the 189,000 jobs added in manufacturing thus far in 2018, durable goods contributed 160,000, (85 percent).

## Wholesale Trade



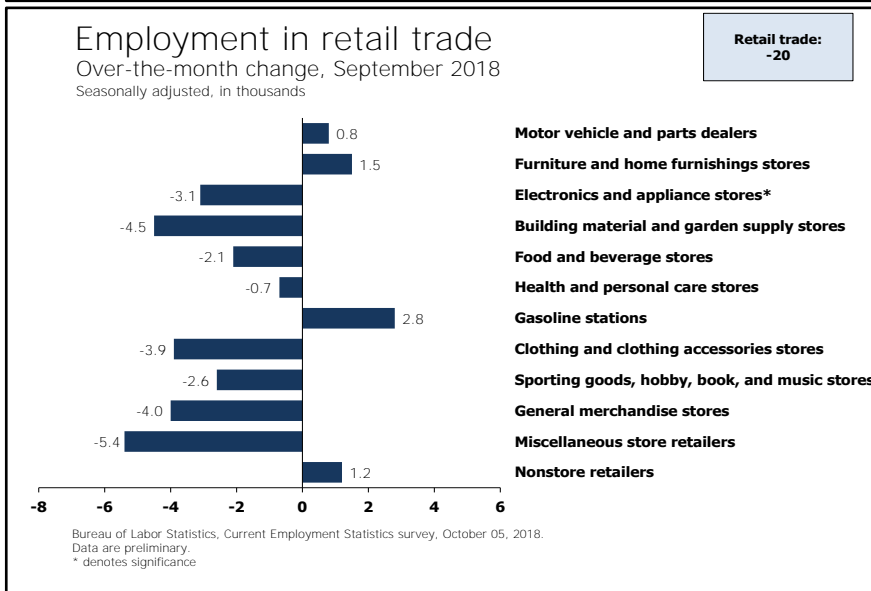
Employment in wholesale trade changed little in September (+4,000). So far this year, the industry has added 68,000 jobs, equaling the employment gain for all of 2017. In 2018, durable goods wholesalers accounted for 69 percent of the jobs added in wholesale trade.

## Retail Trade



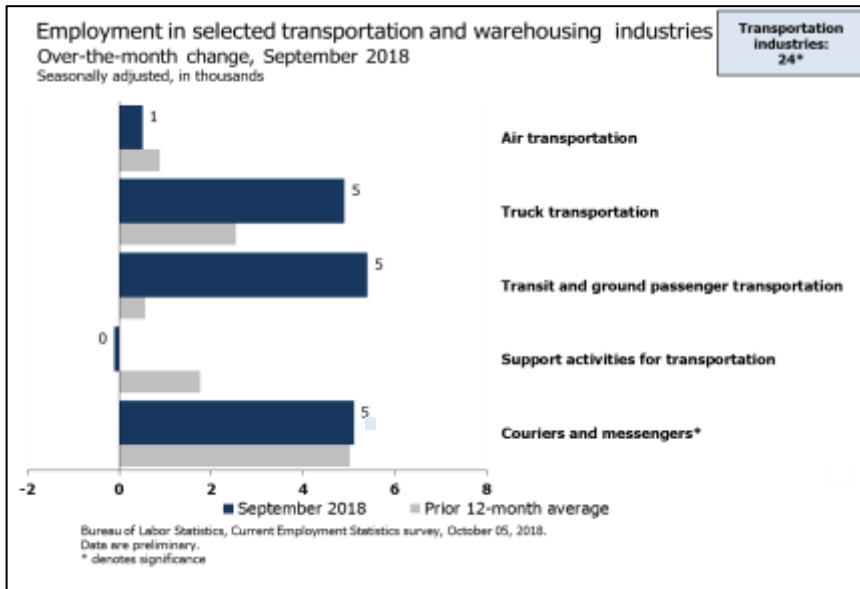
In September, employment in retail trade edged down (-20,000), below its prior 12-month average change (+6,000). Employment in most of the retail component industries trended down over the month. Electronics and appliance stores lost 3,000 jobs.

Despite the weakness in retail trade employment, the latest retail-related economic indicators are mostly positive. The Consumer Confidence Index increased by 2.7 percent in September and by 14.8 percent over the year ([The Conference Board](#)). Retail sales edged up in September by 0.1 percent and were up 6.2 percent over the year ([Census Bureau](#)).

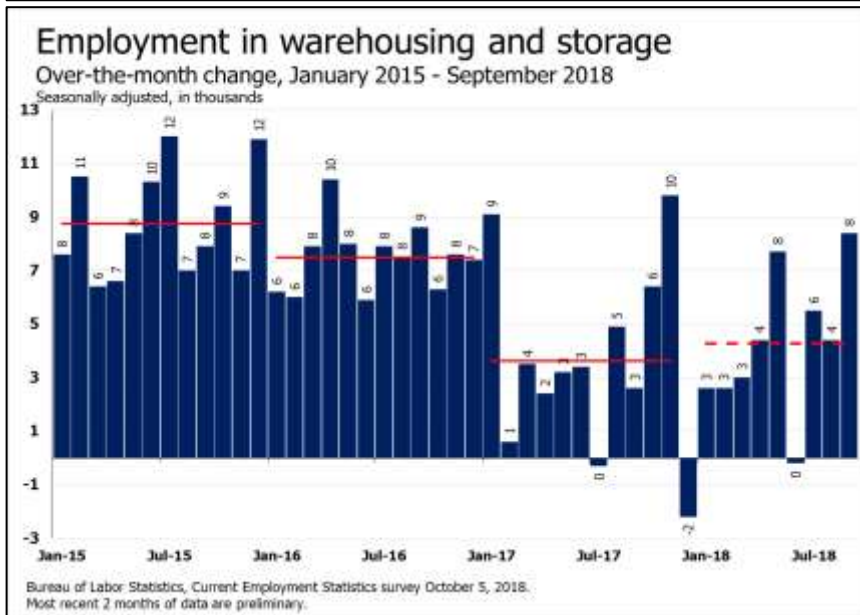




## Transportation and Warehousing



Transportation and warehousing added 24,000 jobs in September. Warehousing and storage (+8,000), couriers and messengers (+5,000), and rail transportation (+900) added jobs.



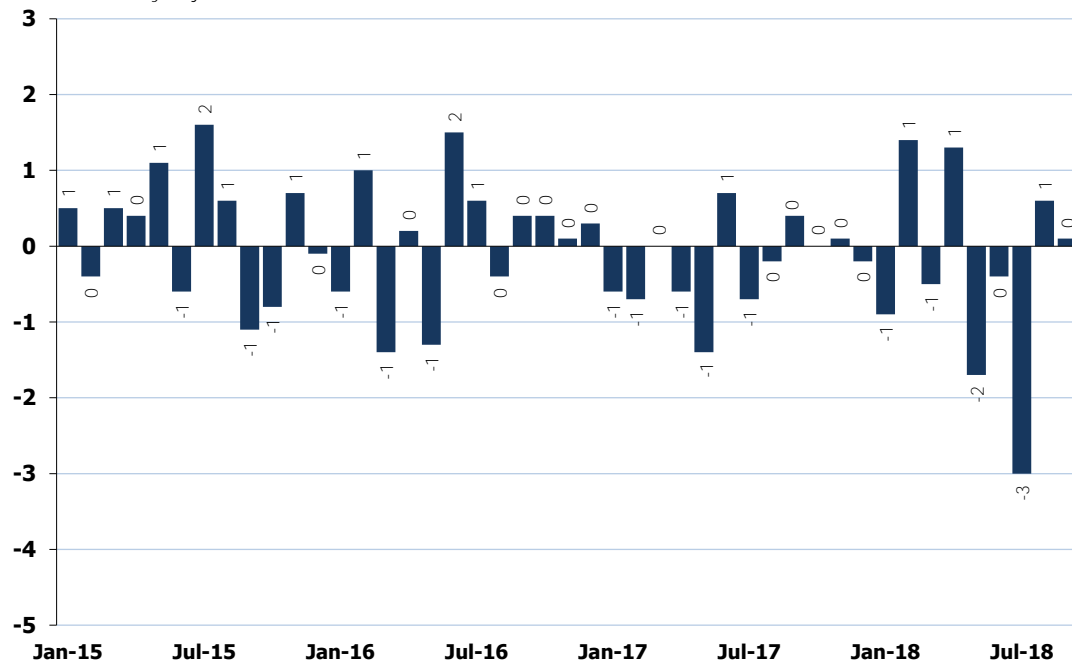
Employment in warehousing and storage increased in September (+8,000). This industry has added 38,000 jobs so far in 2018, representing 28 percent of all jobs added in transportation and warehousing during this period.

Warehousing and storage is one of the fastest growing industries in the industry sector, second only to couriers and messengers, which has added 49,000 jobs year to date.

## Utilities

### Employment in utilities

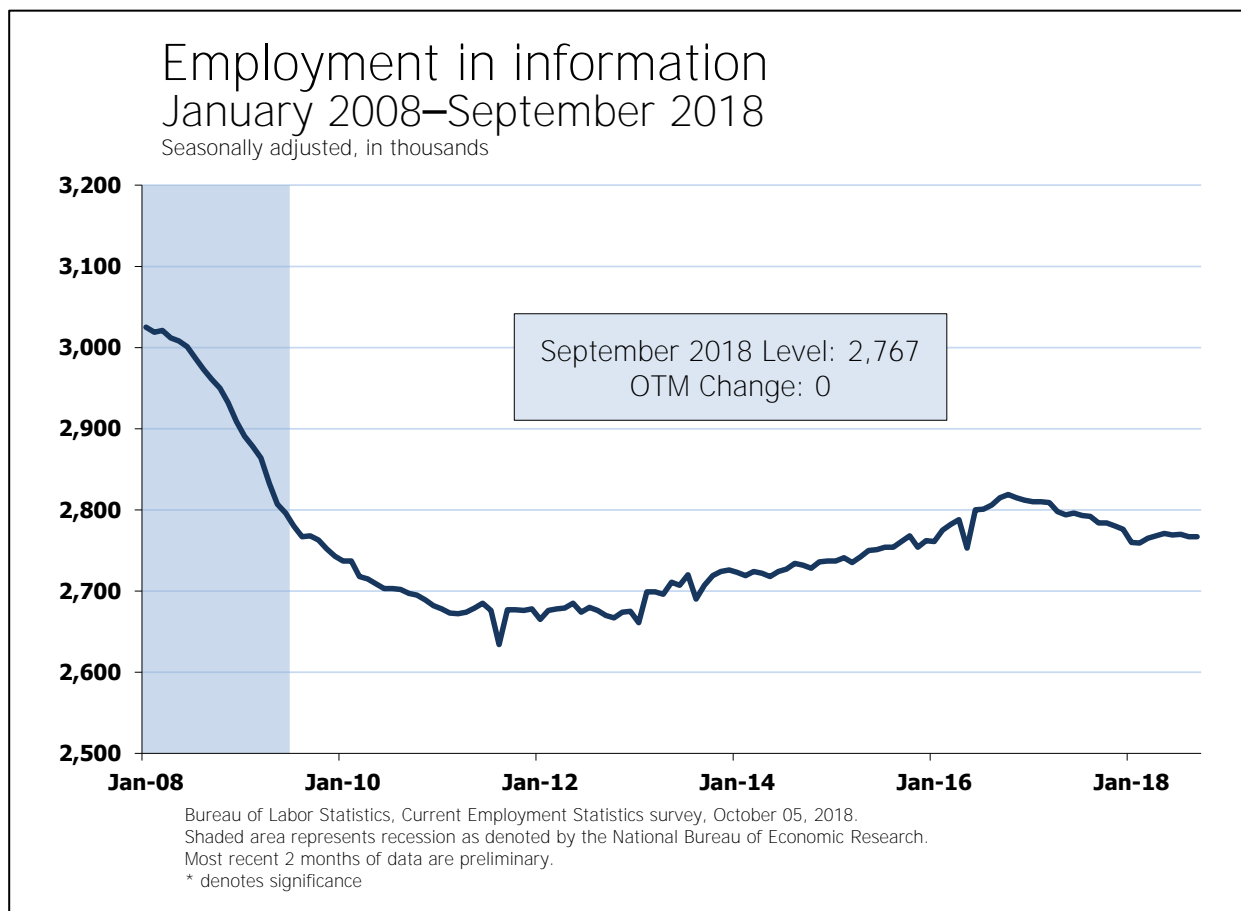
Over-the-month change, January 2015–September 2018  
Seasonally adjusted, in thousands



Employment in utilities was unchanged in September and is essentially unchanged over the year (-3,000).

Bureau of Labor Statistics, Current Employment Statistics survey, October 05, 2018.  
Most recent 2 months of data are preliminary.

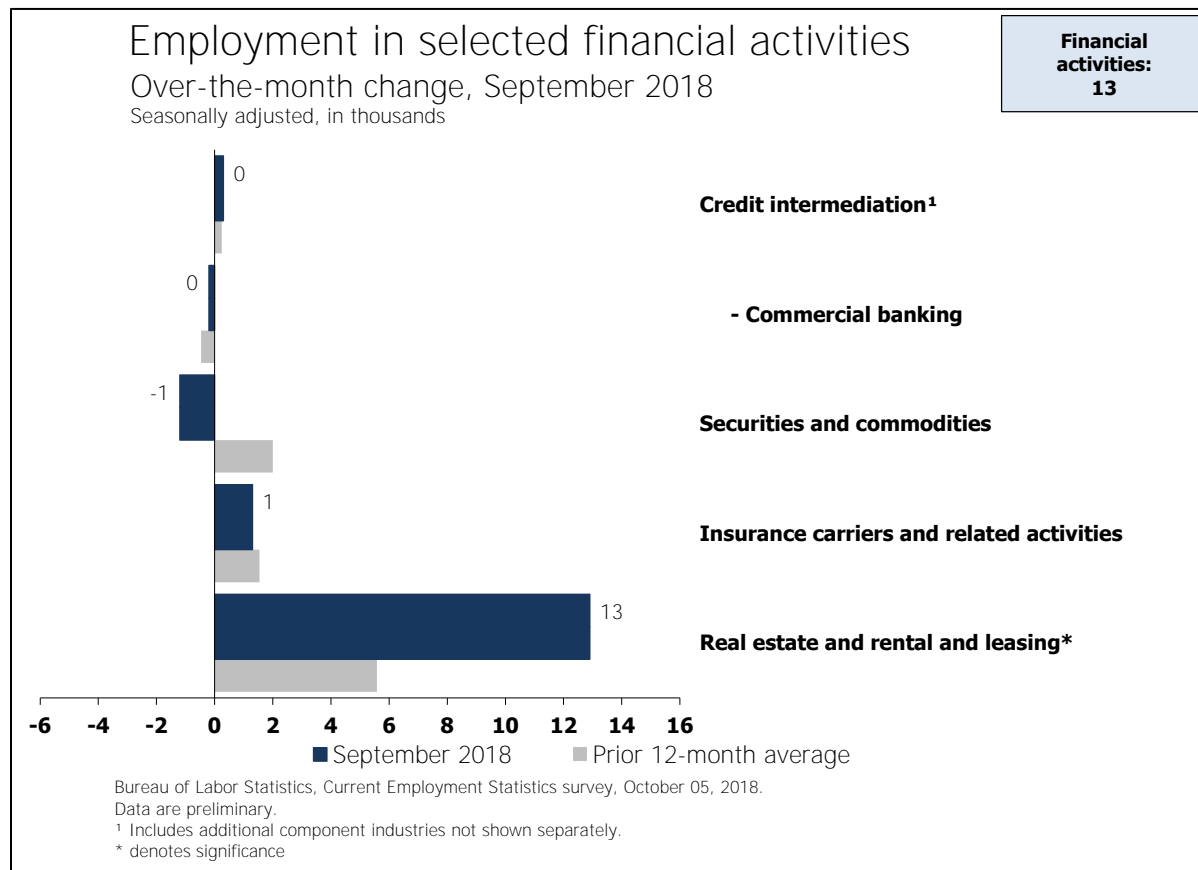
### Information



Employment in information was unchanged in September and has shown little change so far in 2018 (-9,000).

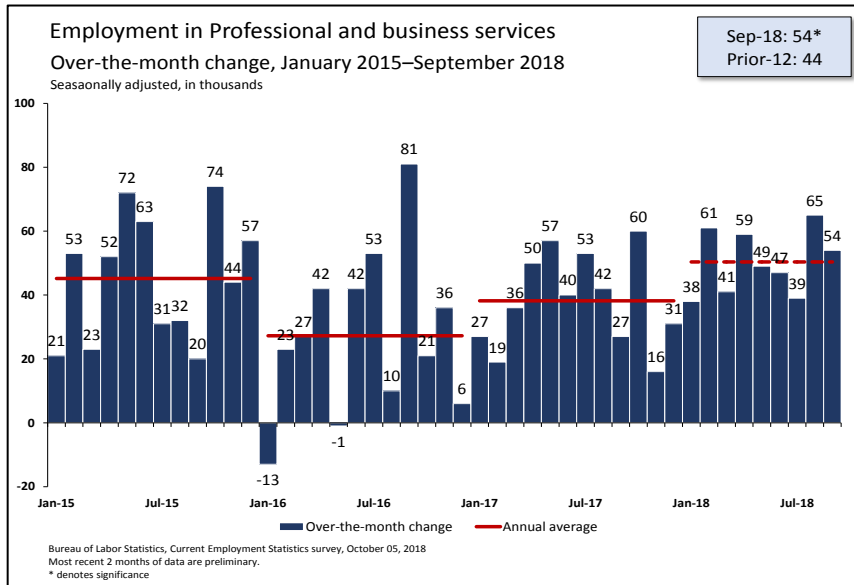
Telecommunications lost 3,000 jobs in September. So far this year, employment in the industry has decreased by 22,000.

## Financial Activities

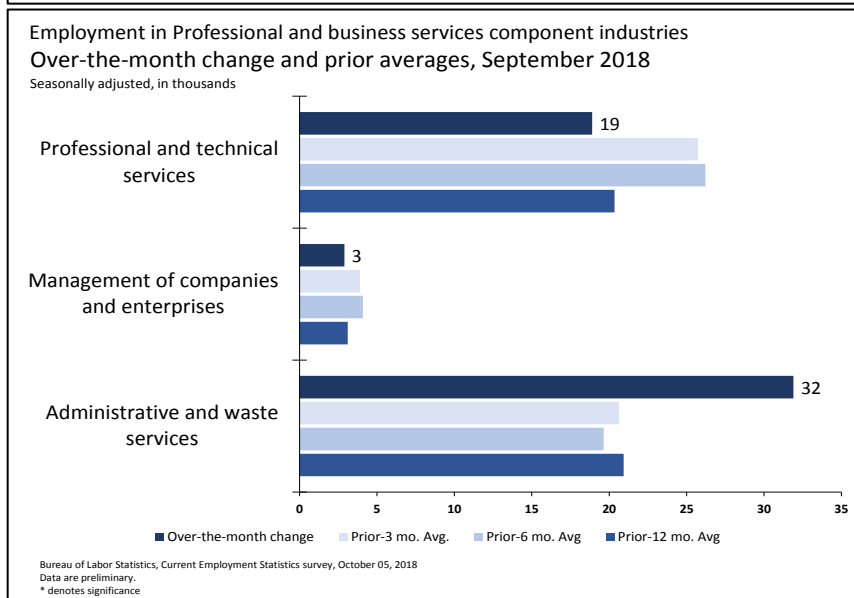


Employment in financial activities edged up in September (+13,000). Real estate and rental and leasing added 13,000 jobs, about double the industry's trend over the prior 12 months.

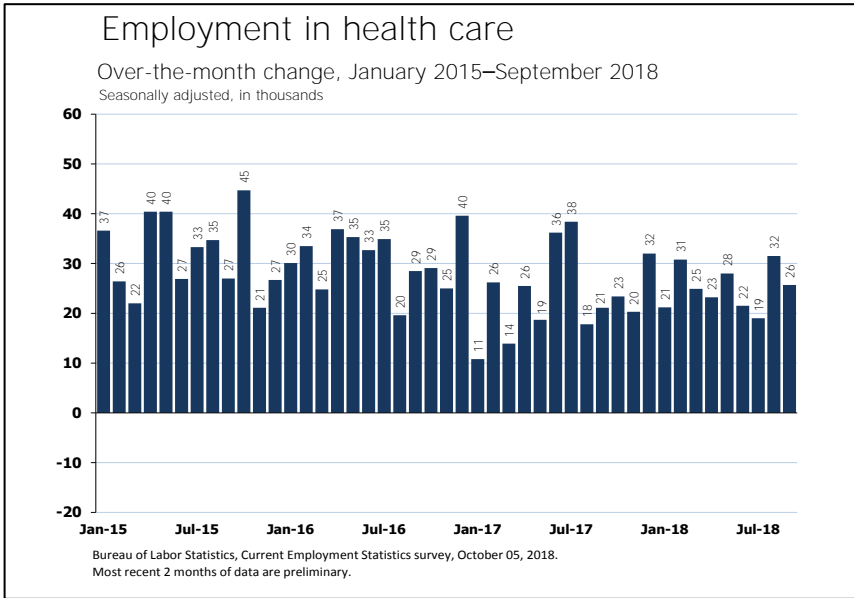
### Professional and Business Services



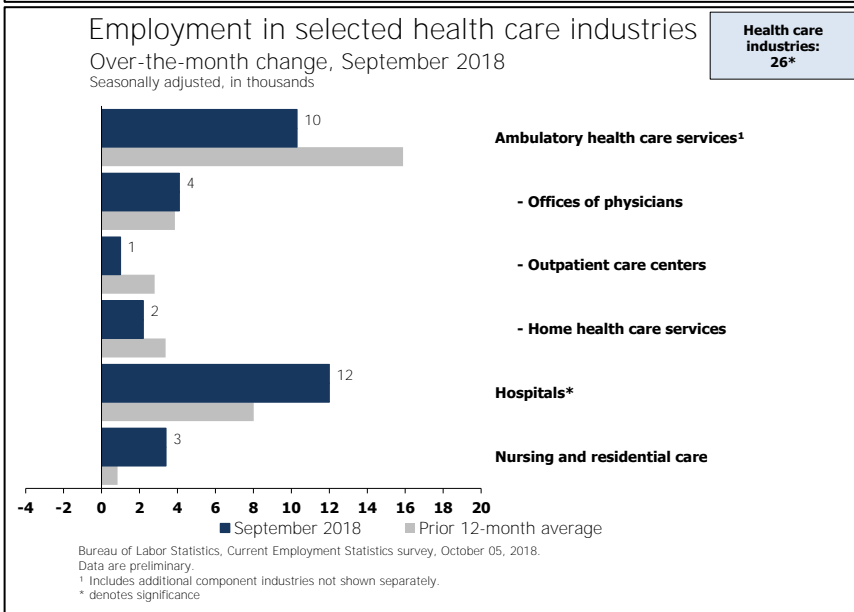
Employment in professional and business services increased by 54,000 in September, similar to the year-to-date average change of 50,000 jobs added per month. The majority of the employment gain came in administrative and waste services (+32,000), where employment services accounted for a large share of the change (+18,000).



### Private Education and Health Services

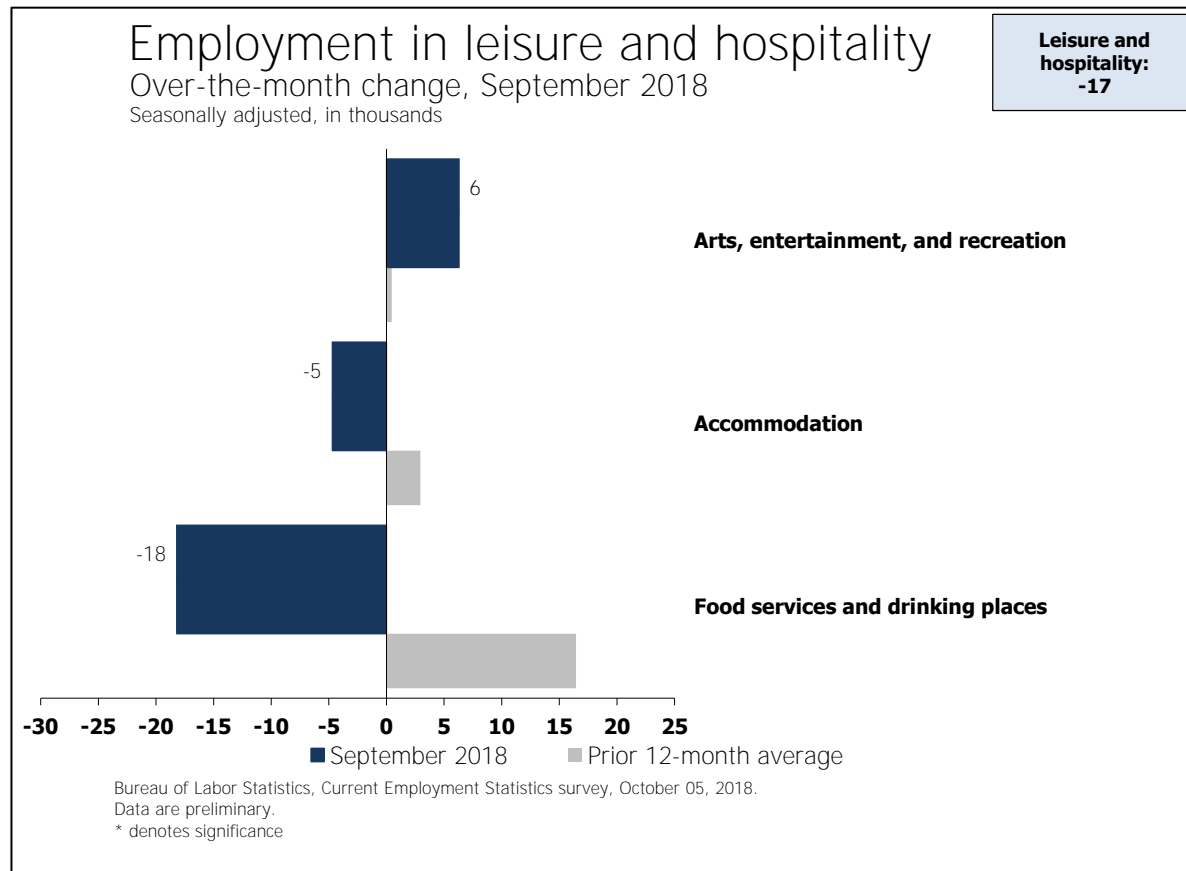


Health care added 26,000 jobs in September, continuing its upward trend. Over the year, employment in health care has risen by 302,000.



Hospitals added 12,000 jobs in September. Hospital employment has been strong in 2018, up 79,000 jobs so far this year. In contrast, the industry added 70,000 jobs in the whole of 2017.

## Leisure and Hospitality

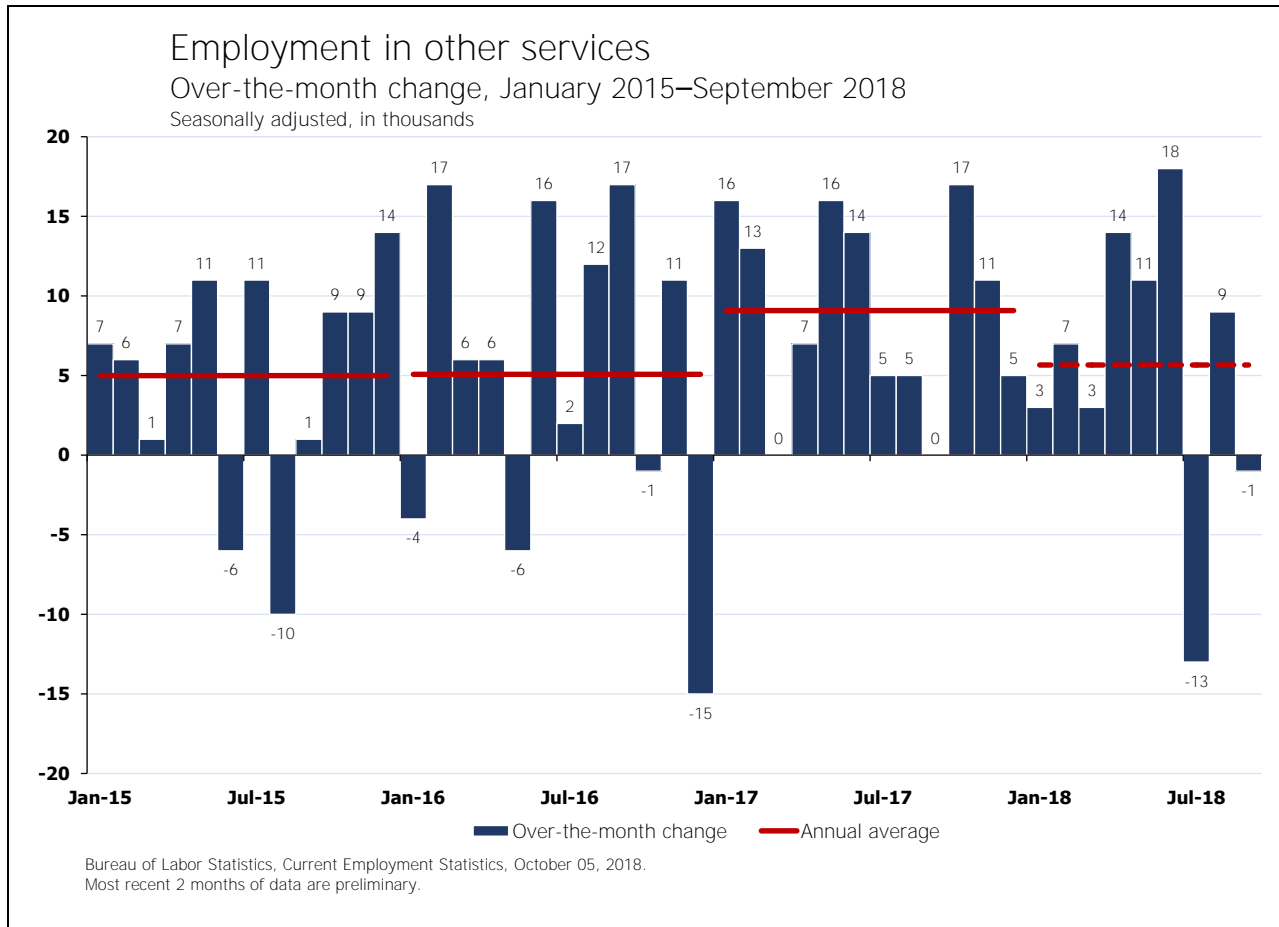


Leisure and hospitality employment changed little in September (-17,000). Employment in the industry had been trending up at a modest pace prior to September. Some of the weakness in employment may have resulted from the effects of Hurricane Florence.

The employment change in food services and drinking places (-18,000) was well below the prior-year average of 16,000 jobs added per month, despite a 3.7 point uptick in the [Consumer Confidence Index](#) in September.

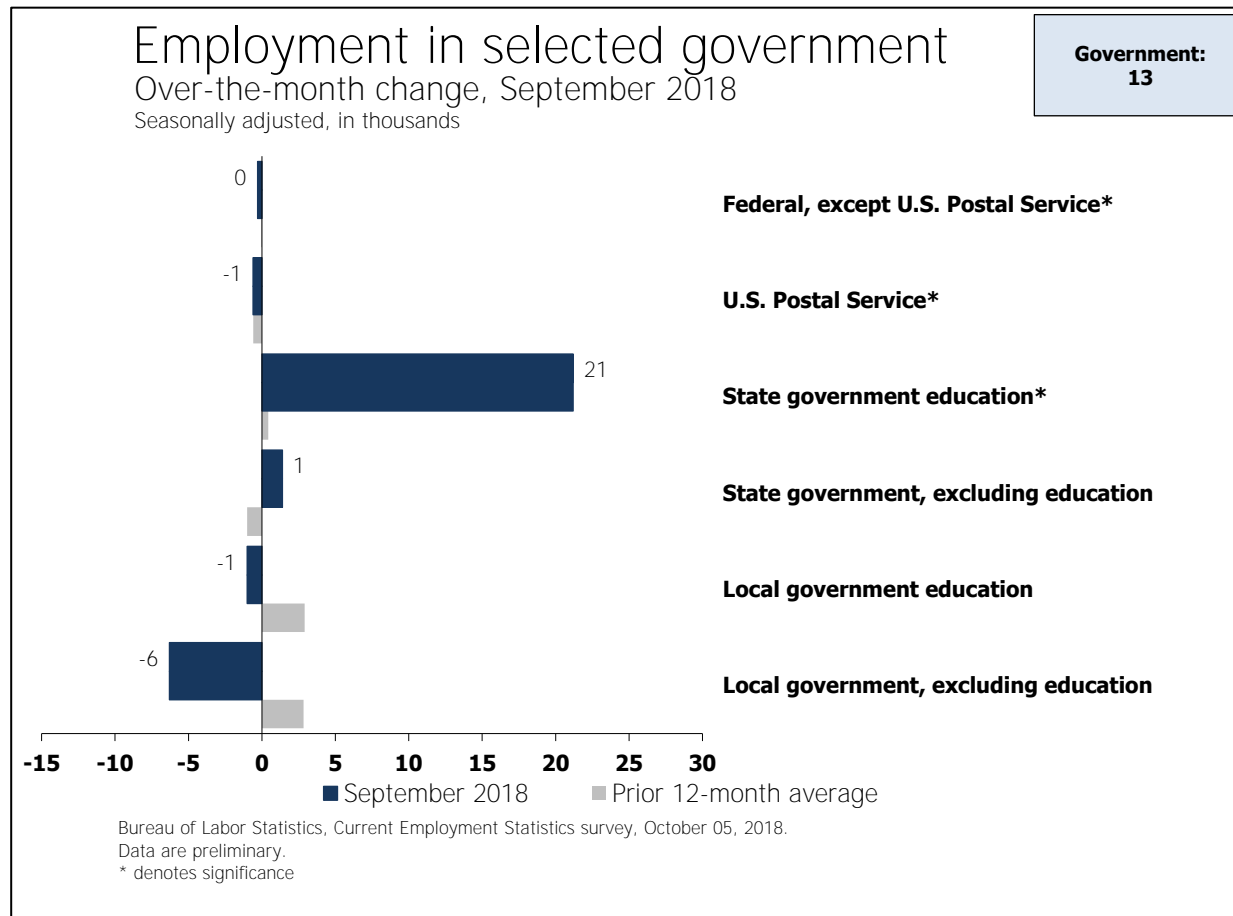
### Other Services

Employment in other services was flat in September (-1,000). Over the most recent 12 months, the industry has added 84,000 jobs, representing a change of 1.5 percent. Personal and laundry services accounted for 45,000 of the gains during this period.





## Government



Employment in state government education increased by 21,000 in September. State government education has added 49,000 jobs over the last 6 months.



### **CES Analysts**

---

Osman Alhassan

Michael Calvillo

Wander Cedeño

Steve Crestol

Tyler Downing

Katelynn Harris

Mike McCall

John Mullins

Michael Osifalujo

Edward Park

**Prepared by Staff of the National Estimates Branch  
Current Employment Statistics Survey  
U.S. Bureau of Labor Statistics**

202-691-6555

[Email CES](#)