

# News

United States  
Department  
of Labor



---

Bureau of Labor Statistics Washington, D.C. 20212

---

Technical Information: (202) 691-6170  
Media information: (202) 691-5902  
Internet address: <https://www.bls.gov/iif/home.htm>

USDL 04-460  
For release: 10:00 A.M. EST  
Thursday, March 25, 2004

## **LOST-WORKTIME INJURIES AND ILLNESSES: CHARACTERISTICS AND RESULTING DAYS AWAY FROM WORK, 2002**

A total of 1.4 million injuries and illnesses in private industry required recuperation away from work beyond the day of the incident in 2002, according to the Bureau of Labor Statistics, U.S. Department of Labor. The two occupations with the greatest number of such injuries and illnesses – truck drivers and nursing aides, orderlies, and attendants – offer examples of the characteristics of these cases. Of the 112,200 injured truck drivers, 93 percent were men. Half of their injuries were sprains or strains, often to the trunk or lower extremities, stemming from overexertion, contacts with objects or equipment, or falls. In contrast, 91 percent of the 79,000 injured nursing aides and related workers were women. They predominantly suffered sprains and strains to their trunk (typically their back), due to overexertion related to lifting or moving patients.

In goods-producing industries such as construction and manufacturing, which make up about 20 percent of private industry employment but account for one-third of injuries and illnesses requiring days away from work, contact with objects and equipment – such as being struck by an object – was the most prevalent event. This is in contrast to service-producing industries, which make up 80 percent of private industry employment and account for two-thirds of the most severe injuries and illnesses. In these industries, overexertion – especially overexertion by lifting – was the most prevalent event (chart 1).

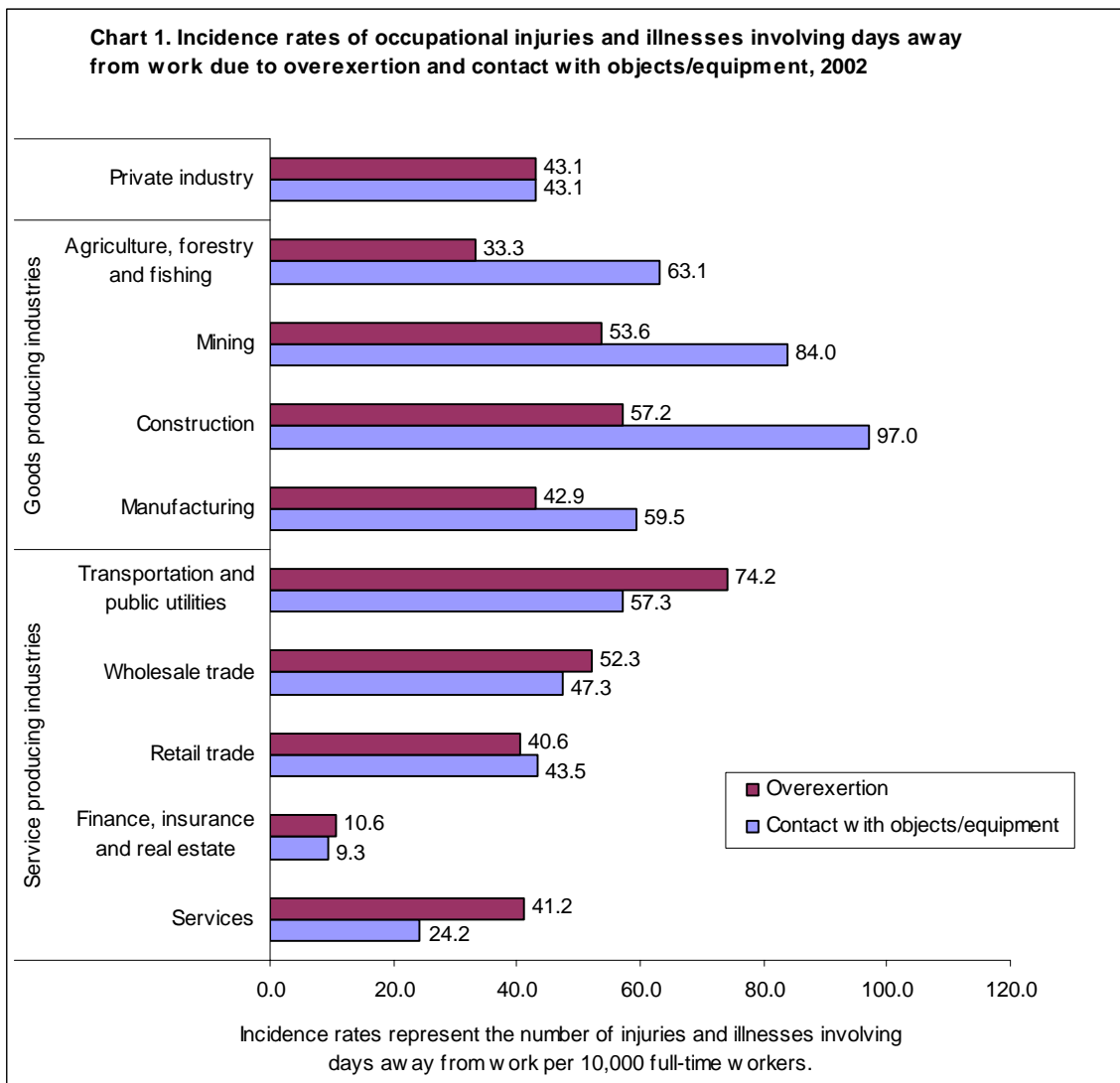
### **Revision to the Survey of Occupational Injuries and Illnesses**

Effective January 1, 2002, the Occupational Safety and Health Administration (OSHA) revised its requirements for recording occupational injuries and illnesses. The BLS Survey of Occupational Injuries and Illnesses, the primary source for the estimates of occupational injuries and illnesses in this release, is based on employers' records of injuries and illnesses. Due to the revised recordkeeping rule, the estimates from the 2002 survey are not comparable with those from previous years. See technical note for additional information.

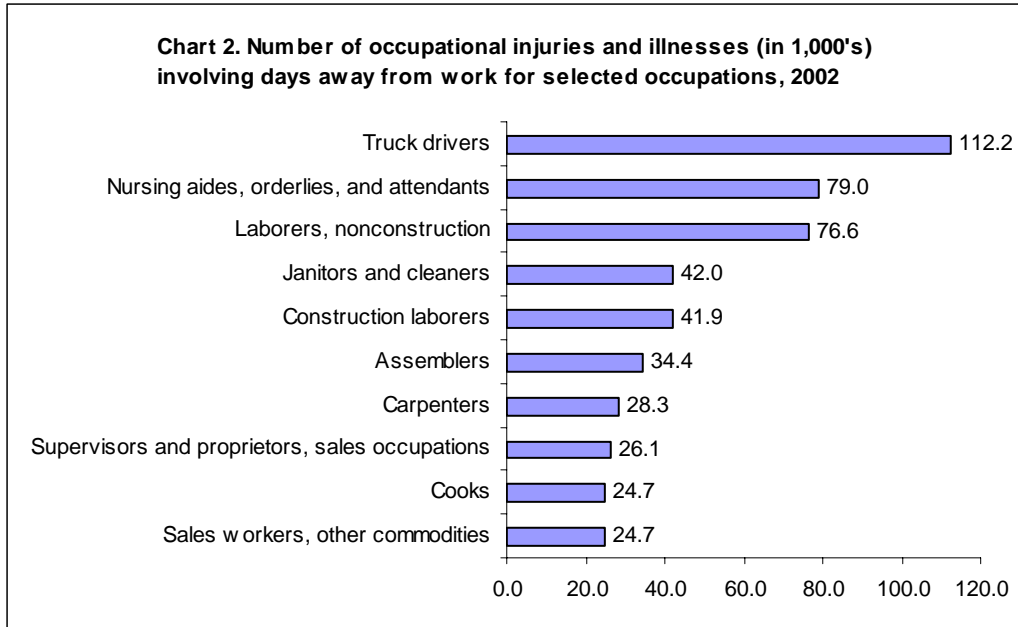
This is the third of three annual releases from the BLS safety and health statistical series for 2002. The first release, in September 2003, covered work-related fatalities from the 2002 National Census of Fatal Occupational Injuries. In December 2003, a release based on the Survey of Occupational Injuries and Illnesses presented the number and frequency (incidence rates) of nonfatal occupational injuries and illnesses by industry and type of case. Injuries and illnesses with days away from work, job transfer, or restriction are comprised of two types:

- those requiring at least one day away from work, with or without job transfer or restricted work activity; and
- those requiring only job transfer or restricted work activity.

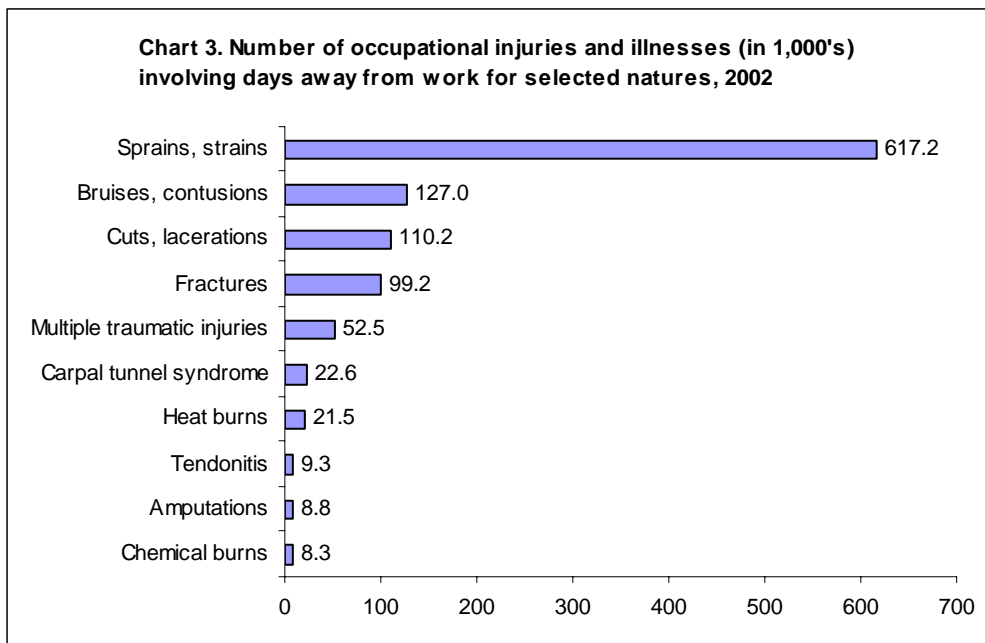
In 2002, there were 1.4 million cases requiring at least one day away from work and are the focus of this release. There were over 1,000,000 cases of injuries and illnesses reported in 2002 with only job transfer or restricted work activity.



Ten occupations accounted for one-third of the cases requiring recuperation away from work. Truck drivers experienced the most injuries and illnesses with 112,200 requiring days away from work followed by nursing aides, orderlies, and attendants with 79,000 and nonconstruction laborers with 76,600 (chart 2).



Sprains and strains, most often involving the back, accounted for 43 percent of injuries and illnesses resulting in days away from work in 2002. When sprains and strains, bruises and contusions, cuts and lacerations, and fractures are combined, they accounted for nearly two-thirds of the cases with days away from work (chart 3).



## Worker demographics and case characteristics

*Demographic characteristics.* BLS collects data on gender, age, length of service with the employer at the time of the incident, and race or ethnic origin of workers sustaining an injury or illness resulting in days away from work (tables 1, 2, and 7). Worker demographics can be used to identify specific traits and patterns that may be relevant in efforts to reduce workplace injuries and illnesses. Following are highlights of these worker traits for 2002:

- Men accounted for 65 percent of total cases (1.4 million), which is higher than their share of the hours worked, 59 percent. Of the 372,200 cases reported in the services industry, women made up 64 percent of these cases, compared with their employment share of 60 percent.
- Injuries and illnesses to workers aged 20 to 44 accounted for 64 percent of all injured workers, about the same as their share of hours worked in 2002, 62 percent. Although workers aged 65 and over accounted for only a small portion (1.7 percent) of total injuries and illnesses, 61 percent of these cases occurred in the services and retail trade industries.
- Operators, fabricators, and laborers experienced more injuries and illnesses than any other major occupational group (552,900) in 2002. Within this occupation group, 36 percent of these cases occurred in the manufacturing industry.
- Employees with one to five years of service with their employer accounted for 37 percent of all injuries and illnesses sustained, while workers with more experience (more than 5 years of service) made up 29 percent of total cases in 2002.
- Of the black, non-Hispanic workers who sustained an injury or illness (114,500) in 2002, 40 percent of these cases occurred in the services industry. Hispanic workers accounted for 13 percent of total cases and most of these injuries and illnesses were in the services (39,900) and the manufacturing (39,500) industries.

*Case characteristics.* The survey uses four case characteristics to describe each event that led to an injury or illness that involved one or more days away from work. These characteristics include:

- *nature* - the physical characteristics of the disabling injury or illness, such as cuts/lacerations, fractures, or sprains/strains;
- *part of body affected* - directly linked to the nature of injury or illness cited, such as back, finger, or eye;
- *event or exposure* - the manner in which the injury or illness was produced or inflicted, such as falls, overexertion, or repetitive motion; and

- *source* - the object, substance, exposure, or bodily motion that directly produced or inflicted the disabling condition, such as chemicals, vehicles, or machinery.

For example a nursing aide strains his or her back while lifting a health care patient. The nature, or physical characteristic, is a sprain/strain; the part of body affected is the back; the event or exposure is overexertion in lifting; and the source is health care patient. Case characteristics can be used to help identify specific workplace risks for disabling injuries and illnesses (tables 4-6 and 9). Following are highlights of the 2002 findings for these characteristics:

- Sprains and strains were the leading nature of injury or illness in every major industry division in 2002, with 29 percent of these cases occurring in the services industry.
- The trunk, which includes shoulder and back, was by far the part of body most affected by work incidents, accounting for 36 percent of all cases. The services industry had the highest number of injuries to the trunk with 28 percent of these cases.
- Overexertion and contact with objects and equipment accounted for more than half of all events or exposures that resulted in a disabling condition. Thirty percent of all overexertion cases were reported in the services industry, while 25 percent of injuries and illnesses resulting from contact with objects and equipment occurred in the manufacturing industry.
- Floors, walkways, and ground surfaces; worker motion or position; containers; and parts and materials accounted for 57 percent of reported cases in private industry and were the leading sources of injury and illness in 2002.

### Musculoskeletal disorders

The U.S. Department of Labor defines a musculoskeletal disorder (MSD) as an injury or disorder of the muscles, nerves, tendons, joints, cartilage, and spinal discs. MSDs do not include disorders caused by slips, trips, falls, motor vehicle accidents, or similar accidents. In 2002, MSDs accounted for 487,900, or 34 percent, of the injuries and illnesses with days away from work. Table A presents the number of MSDs by major industry division, and table B presents the occupations with the most musculoskeletal disorders in 2002.

- The services industry reported the most musculoskeletal disorders, accounting for 29 percent of all cases of this type.
- The manufacturing industry reported 21 percent of all MSD cases.

- Nursing aides, orderlies, and attendants had the highest number of musculoskeletal disorders (44,400) in 2002, followed by truck drivers with 36,800 MSD cases.

Table A. Number (in 1,000s) of work-related musculoskeletal disorders involving days away from work and median days away from work by major industry division, 2002

|                                     | Number | Median days away from work |
|-------------------------------------|--------|----------------------------|
| Total musculoskeletal disorders     | 487.9  | 9                          |
| Agriculture, forestry, and fishing  | 6.6    | 9                          |
| Mining                              | 3.3    | 23                         |
| Construction                        | 42.9   | 12                         |
| Manufacturing                       | 101.4  | 12                         |
| Transportation and public utilities | 58.2   | 13                         |
| Wholesale trade                     | 38.6   | 8                          |
| Retail trade                        | 85.1   | 7                          |
| Finance, insurance, and real estate | 11.7   | 10                         |
| Services                            | 140.2  | 7                          |

Table B. Number (in 1,000s) of work-related musculoskeletal disorders involving days away from work and median days away from work by selected occupation, 2002

|                                                | Number | Median days away from work |
|------------------------------------------------|--------|----------------------------|
| Total musculoskeletal disorders                | 487.9  | 9                          |
| Nursing aides, orderlies, and attendants       | 44.4   | 6                          |
| Truck drivers                                  | 36.8   | 12                         |
| Laborers, nonconstruction                      | 24.9   | 8                          |
| Janitors and cleaners                          | 15.2   | 7                          |
| Assemblers                                     | 15.2   | 14                         |
| Construction laborers                          | 11.1   | 10                         |
| Registered nurses                              | 10.8   | 6                          |
| Supervisors and proprietors, sales occupations | 9.9    | 7                          |
| Cashiers                                       | 9.3    | 8                          |
| Stock handlers and baggers                     | 8.8    | 5                          |
| Sales workers, other commodities               | 7.8    | 7                          |

### Injury and illness severity

Besides identifying high risk situations, the survey also focuses on the length of the absences resulting from these injuries and illnesses (tables 7-10). Median days away from work – the key survey measure of severity – designates the point at which half the cases involved more days and half involved fewer days. The revised OSHA recordkeeping requirements include new rules for counting that rely on calendar days

instead of workdays. This change affects the calculation of median days away from work and thus makes the data non-comparable with prior years.

The median days away from work for all cases was 7 days in 2002, with over one-fourth of the cases resulting in 31 days or more away from work. The survey also found the following patterns:

- Among major disabling injuries and illnesses, median days away from work were highest for carpal tunnel syndrome (30 days), fractures (29 days), and amputations (26 days).
- Among the most frequent events or exposures, repetitive motion, such as grasping tools, scanning groceries, and typing, resulted in the longest absences from work – a median of 23 days. Falls to lower level resulted in the next longest absences from work with a median of 14 days.
- Of the occupations with 0.5 percent or more of the total days away from work cases, truck drivers had the highest median days away from work with 13 days. Plumbers, pipefitters, and steamfitters; industrial machinery repairers; electricians; and industrial truck and tractor equipment operators had the next highest median days away from work, 10 days.
- Injuries to the wrist or shoulder resulted in the longest absences from work – a median of 15 days, followed by injuries to the knee – a median of 14 days.

#### Technical note

The Bureau of Labor Statistics has reported annually on the number of days-away-from-work injuries and illnesses in private industry and the rate of such incidents since the early 1970s. The 2002 national survey marks the eleventh year that BLS has collected additional detailed information on such cases in the form of worker and case characteristics data, including lost worktime.

On January 19, 2001, OSHA promulgated revisions to its requirements for recording occupational injuries and illnesses. These revisions became effective January 1, 2002, and are reflected in the 2002 survey. Details about the revised requirements, including a summary of the revisions and a comparison between the old and the new requirements, are available from the OSHA Internet site at: <http://www.osha.gov/recordkeeping/index.html> or from OSHA's Office of Public Affairs at 202-693-1999.

Due to the revised requirements, the estimates from the 2002 survey are not comparable with those from prior years. The survey was not designed to determine the impact of the revision on the estimates of nonfatal occupational injuries and illnesses. The term "lost workdays" is eliminated and the revision requires recording of days away from work and days of restricted work or transfer to another job. In addition, the new rules for counting rely on calendar days instead of workdays. Employers are no longer required to count days away from work or days of job transfer or restriction beyond 180

days. These changes affect the calculation of median days away from work, making it non-comparable to prior years.

The number and frequency (incidence rates) of days away from work cases are based on logs and other records kept by private industry employers throughout the year. These records reflect not only the year's injury and illness experience but also the employers' understanding of which cases are work related under current recordkeeping guidelines of the U. S. Department of Labor. The number of injuries and illnesses reported in a given year also can be influenced by changes in the level of economic activity, working conditions and work practices, worker experience and training, and the number of hours worked.

The number of hours worked used for industry and case characteristics incidence rates are collected in the Survey of Occupational Injuries and Illnesses. Because this survey does not collect hours worked or employment by demographic characteristics, the hours and employment used for these data come from the Current Population Survey, which is conducted by the Bureau of the Census for the Bureau of Labor Statistics.

Work-related musculoskeletal disorders (MSD) include cases where the nature of the injury or illness is sprains, strains, tears; back pain, hurt back; soreness, pain, hurt, except the back; carpal tunnel syndrome; hernia; or musculoskeletal system and connective tissue diseases and disorders, when the event or exposure leading to the injury or illness is bodily reaction/bending, climbing, crawling, reaching, twisting; overexertion; or repetition. Cases of Raynaud's phenomenon, tarsal tunnel syndrome, and herniated spinal discs are not included. Although these cases may be considered MSDs, the survey classifies these cases in categories that also include non-MSD cases.

The survey is a Federal/State program (50/50 funded) in which employer reports are collected from about 182,800 private industry establishments and processed by state agencies cooperating with the Bureau of Labor Statistics. Occupational injury and illness data for coal, metal, and nonmetal mining and for railroad activities are provided by the U. S. Department of Labor's Mine Safety and Health Administration and the U. S. Department of Transportation's Federal Railroad Administration. The survey excludes all fatalities at work and work-related nonfatal injuries and illnesses to the self-employed; workers on farms with fewer than 11 employees; private household workers; Federal government employees; and, for national estimates, employees in State and local government agencies.

The survey estimates of the characteristics of cases with days away from work are based on a scientifically selected probability sample, rather than a census of the entire population. Two levels of sampling were used. First, establishments were selected to represent themselves and, in many instances, other establishments of like industry and workforce size that were not selected that survey year. Then, sampled establishments projected to have a large number of days away from work cases were instructed before the survey began on how to sample those cases to minimize the burden of their response.

Because the data are based on a sample survey, the injury and illness estimates probably differ from the figures that would be obtained from all units covered by the



survey. To determine the precision of each estimate, a standard error is calculated. The standard error defines a range (confidence interval) around the estimate. The approximate 95-percent confidence interval is the estimate plus or minus twice the standard error. The standard error also can be expressed as a percent of the estimate, or the relative standard error. For example, the 95-percent confidence interval for an incidence rate of 6.5 per 100 full-time workers with a relative standard error of 1 percent would be 6.5 plus or minus 2 percent (2 times 1 percent) or 6.37 to 6.63. One can be 95 percent confident that the "true" incidence rate falls within the confidence interval. The 2002 incidence rate for all occupational injuries and illnesses of 5.3 per 100 full-time workers in private industry has an estimated relative standard error of about 0.7 percent. A relative standard error was calculated for each estimate from the survey and will be published in a BLS bulletin. All findings in this release have been tested and found to be statistically significant using the 95-percent confidence interval.

The data also are subject to nonsampling error. The inability to obtain detailed information about all cases in the sample, mistakes in recording or coding the data, and definitional difficulties are general examples of nonsampling error in the survey. Although not measured, nonsampling errors will always occur when statistics are gathered. However, BLS has implemented quality assurance procedures to reduce nonsampling error in the survey, including a rigorous training program for coders and a continuing effort to encourage survey participants to respond fully and accurately to all survey elements.

Establishments are classified in industry categories based on the 1987 Standard Industrial Classification (SIC) Manual, as defined by the Office of Management and Budget. The four case characteristics used to describe lost-worktime injuries and illnesses are based on definitions and rules of selection stipulated in the 1992 BLS Occupational Injury and Illness Classification System. The occupation of the injured or ill worker is based on the 1990 Occupational Classification System developed by the Bureau of the Census.

**TABLE 1. Number of nonfatal occupational injuries and illnesses involving days away from work<sup>1</sup> by selected worker characteristics and industry division, 2002**

(thousands)

| Characteristic                                     | Private industry <sup>2</sup> | Goods producing                                 |                     |              |               | Service producing                                |                 |              |                                     |          |
|----------------------------------------------------|-------------------------------|-------------------------------------------------|---------------------|--------------|---------------|--------------------------------------------------|-----------------|--------------|-------------------------------------|----------|
|                                                    |                               | Agriculture, forestry, and fishing <sup>2</sup> | Mining <sup>3</sup> | Construction | Manufacturing | Transportation and public utilities <sup>4</sup> | Wholesale trade | Retail trade | Finance, insurance, and real estate | Services |
| Total cases .....                                  | 1,436.2                       | 31.5                                            | 11.4                | 163.6        | 280.0         | 168.6                                            | 108.8           | 263.4        | 36.7                                | 372.2    |
| <b>Sex:</b>                                        |                               |                                                 |                     |              |               |                                                  |                 |              |                                     |          |
| Male .....                                         | 930.9                         | 25.1                                            | 11.1                | 159.6        | 214.7         | 130.0                                            | 92.3            | 144.8        | 17.9                                | 135.5    |
| Female .....                                       | 500.6                         | 6.4                                             | .2                  | 4.0          | 65.3          | 34.0                                             | 16.5            | 118.6        | 18.8                                | 236.7    |
| <b>Age:</b> <sup>5</sup>                           |                               |                                                 |                     |              |               |                                                  |                 |              |                                     |          |
| 14 - 15 .....                                      | .2                            | —                                               | —                   | —            | —             | —                                                | —               | .1           | —                                   | —        |
| 16 - 19 .....                                      | 38.4                          | 1.0                                             | .2                  | 3.1          | 4.3           | 1.6                                              | 2.0             | 16.4         | .4                                  | 9.5      |
| 20 - 24 .....                                      | 159.2                         | 5.4                                             | 1.4                 | 21.7         | 24.1          | 11.9                                             | 10.8            | 43.4         | 2.8                                 | 37.6     |
| 25 - 34 .....                                      | 358.4                         | 9.8                                             | 2.9                 | 49.7         | 65.9          | 41.1                                             | 29.8            | 64.0         | 8.1                                 | 86.9     |
| 35 - 44 .....                                      | 400.9                         | 8.3                                             | 3.0                 | 49.4         | 80.7          | 53.0                                             | 31.6            | 63.2         | 10.5                                | 101.2    |
| 45 - 54 .....                                      | 305.0                         | 4.7                                             | 2.7                 | 26.6         | 67.9          | 41.1                                             | 23.2            | 46.2         | 8.8                                 | 83.7     |
| 55 - 64 .....                                      | 143.5                         | 1.7                                             | .9                  | 10.4         | 32.7          | 17.6                                             | 9.2             | 22.3         | 5.1                                 | 43.5     |
| 65 and over .....                                  | 25.1                          | .5                                              | .1                  | 1.4          | 3.3           | 1.7                                              | 1.9             | 6.9          | .9                                  | 8.5      |
| <b>Occupation:</b>                                 |                               |                                                 |                     |              |               |                                                  |                 |              |                                     |          |
| Managerial and professional specialty .....        | 93.0                          | .5                                              | .2                  | 2.7          | 4.6           | 3.6                                              | 3.8             | 9.3          | 5.7                                 | 62.6     |
| Technical, sales, and administrative support ..... | 239.4                         | 1.4                                             | .1                  | 4.5          | 16.7          | 27.7                                             | 17.8            | 92.1         | 15.9                                | 63.1     |
| Service .....                                      | 270.3                         | .5                                              | ( <sup>6</sup> )    | .5           | 6.0           | 9.9                                              | 1.6             | 67.9         | 8.2                                 | 175.6    |
| Farming, forestry, and fishing .....               | 35.6                          | 22.9                                            | —                   | .4           | 2.0           | .7                                               | 1.3             | 1.2          | 1.7                                 | 5.5      |
| Precision production, craft, and repair .....      | 242.8                         | 1.1                                             | 5.8                 | 94.9         | 49.4          | 27.3                                             | 13.0            | 24.7         | 3.7                                 | 22.7     |
| Operators, fabricators, and laborers .....         | 552.9                         | 5.1                                             | 5.3                 | 60.4         | 200.7         | 99.1                                             | 71.1            | 67.8         | 1.5                                 | 42.0     |
| <b>Length of service with employer:</b>            |                               |                                                 |                     |              |               |                                                  |                 |              |                                     |          |
| Less than 3 months .....                           | 176.7                         | 7.2                                             | 1.8                 | 29.9         | 28.8          | 13.0                                             | 12.0            | 38.3         | 2.2                                 | 43.4     |
| 3 - 11 months .....                                | 290.3                         | 8.0                                             | 2.5                 | 40.0         | 40.8          | 25.3                                             | 21.2            | 61.7         | 7.7                                 | 83.2     |
| 1 - 5 years .....                                  | 534.2                         | 10.7                                            | 3.7                 | 59.2         | 94.6          | 59.5                                             | 44.7            | 100.9        | 15.8                                | 145.1    |
| More than 5 years .....                            | 422.3                         | 5.5                                             | 3.1                 | 33.3         | 114.7         | 65.8                                             | 30.2            | 60.9         | 10.8                                | 98.2     |
| Not reported .....                                 | 12.7                          | .1                                              | .3                  | 1.2          | 1.1           | 5.2                                              | .6              | 1.6          | .2                                  | 2.3      |
| <b>Race or ethnic origin:</b>                      |                               |                                                 |                     |              |               |                                                  |                 |              |                                     |          |
| White, non-Hispanic .....                          | 688.0                         | 12.7                                            | 2.4                 | 98.7         | 150.2         | 53.4                                             | 58.9            | 125.1        | 15.1                                | 171.5    |
| Black, non-Hispanic .....                          | 114.5                         | 1.1                                             | .2                  | 7.1          | 22.5          | 9.2                                              | 9.3             | 16.2         | 3.0                                 | 45.9     |
| Hispanic .....                                     | 180.4                         | 13.8                                            | 1.3                 | 26.1         | 39.5          | 10.8                                             | 15.5            | 28.8         | 4.6                                 | 39.9     |
| Asian or Pacific Islander .....                    | 22.1                          | .4                                              | ( <sup>6</sup> )    | 1.2          | 5.2           | 1.3                                              | 1.6             | 3.2          | 1.0                                 | 8.3      |
| American Indian or Alaskan Native .....            | 8.2                           | .1                                              | ( <sup>6</sup> )    | 1.0          | 1.2           | .6                                               | .6              | 2.1          | .4                                  | 2.3      |
| Multi-race .....                                   | 2.7                           | .1                                              | —                   | .2           | .3            | .6                                               | .2              | .4           | .2                                  | .6       |
| Not reported .....                                 | 420.3                         | 3.3                                             | 7.4                 | 29.3         | 61.1          | 92.7                                             | 22.7            | 87.6         | 12.4                                | 103.8    |

<sup>1</sup> Days-away-from-work cases include those that result in days away from work with or without job transfer or restriction.

<sup>2</sup> Excludes farms with fewer than 11 employees.

<sup>3</sup> Data for mining (Division B in the Standard Industrial Classification Manual, 1987 edition) include establishments not governed by the Mine Safety and Health Administration (MSHA) rules and reporting, such as those in oil and gas extraction. Data for mining operators in coal, metal, and nonmetal mining are provided to BLS by the Mine Safety and Health Administration, U.S. Department of Labor. Independent mining contractors are excluded from the coal, metal, and nonmetal mining industries. These data do not reflect the changes OSHA made to its recordkeeping requirements effective January 1, 2002; therefore estimates for these industries are not comparable with estimates for other industries.

<sup>4</sup> Data for employers in railroad transportation are provided to BLS by the Federal Railroad Administration, U.S. Department of Transportation. These data do not reflect the changes OSHA made to its recordkeeping requirements effective January 1, 2002; therefore estimates for these industries are not comparable with estimates for other industries.

<sup>5</sup> Information is not shown separately for injured workers under age 14; they accounted for fewer than 50 cases.

<sup>6</sup> Fewer than 50 cases.

NOTE: Dashes indicate data that are not available. Because of rounding and nonclassifiable responses, data may not sum to the totals.

SOURCE: Bureau of Labor Statistics, U.S. Department of Labor

TABLE 2. Percent distribution of nonfatal occupational injuries and illnesses involving days away from work<sup>1</sup> by selected worker characteristics and industry division, 2002

| Characteristic                                     | Private industry <sup>2</sup> | Goods producing                                 |                     |              |               | Service producing                                |                 |                  |                                     |          |
|----------------------------------------------------|-------------------------------|-------------------------------------------------|---------------------|--------------|---------------|--------------------------------------------------|-----------------|------------------|-------------------------------------|----------|
|                                                    |                               | Agriculture, forestry, and fishing <sup>2</sup> | Mining <sup>3</sup> | Construction | Manufacturing | Transportation and public utilities <sup>4</sup> | Wholesale trade | Retail trade     | Finance, insurance, and real estate | Services |
| Total [1,436,194 cases] .....                      | 100.0                         | 100.0                                           | 100.0               | 100.0        | 100.0         | 100.0                                            | 100.0           | 100.0            | 100.0                               | 100.0    |
| <b>Sex:</b>                                        |                               |                                                 |                     |              |               |                                                  |                 |                  |                                     |          |
| Male .....                                         | 64.8                          | 79.7                                            | 97.9                | 97.5         | 76.7          | 77.1                                             | 84.8            | 55.0             | 48.7                                | 36.4     |
| Female .....                                       | 34.9                          | 20.3                                            | 2.1                 | 2.5          | 23.3          | 20.2                                             | 15.2            | 45.0             | 51.3                                | 63.6     |
| <b>Age:<sup>5</sup></b>                            |                               |                                                 |                     |              |               |                                                  |                 |                  |                                     |          |
| 14 - 15 .....                                      | ( <sup>6</sup> )              | -                                               | -                   | -            | -             | -                                                | -               | ( <sup>6</sup> ) | -                                   | -        |
| 16 - 19 .....                                      | 2.7                           | 3.1                                             | 1.4                 | 1.9          | 1.5           | 1.0                                              | 1.8             | 6.2              | 1.2                                 | 2.6      |
| 20 - 24 .....                                      | 11.1                          | 17.3                                            | 12.6                | 13.3         | 8.6           | 7.0                                              | 9.9             | 16.5             | 7.7                                 | 10.1     |
| 25 - 34 .....                                      | 25.0                          | 31.1                                            | 25.9                | 30.4         | 23.5          | 24.4                                             | 27.4            | 24.3             | 22.1                                | 23.3     |
| 35 - 44 .....                                      | 27.9                          | 26.4                                            | 26.1                | 30.2         | 28.8          | 31.4                                             | 29.0            | 24.0             | 28.6                                | 27.2     |
| 45 - 54 .....                                      | 21.2                          | 14.9                                            | 24.2                | 16.3         | 24.3          | 24.3                                             | 21.3            | 17.5             | 24.1                                | 22.5     |
| 55 - 64 .....                                      | 10.0                          | 5.5                                             | 8.0                 | 6.4          | 11.7          | 10.4                                             | 8.5             | 8.5              | 13.8                                | 11.7     |
| 65 and over .....                                  | 1.7                           | 1.4                                             | .5                  | .9           | 1.2           | 1.0                                              | 1.7             | 2.6              | 2.4                                 | 2.3      |
| <b>Occupation:</b>                                 |                               |                                                 |                     |              |               |                                                  |                 |                  |                                     |          |
| Managerial and professional specialty .....        | 6.5                           | 1.6                                             | 1.7                 | 1.6          | 1.6           | 2.2                                              | 3.5             | 3.5              | 15.4                                | 16.8     |
| Technical, sales, and administrative support ..... | 16.7                          | 4.5                                             | .6                  | 2.8          | 6.0           | 16.5                                             | 16.4            | 35.0             | 43.3                                | 17.0     |
| Service .....                                      | 18.8                          | 1.6                                             | .2                  | .3           | 2.2           | 5.9                                              | 1.4             | 25.8             | 22.4                                | 47.2     |
| Farming, forestry, and fishing .....               | 2.5                           | 72.7                                            | -                   | .2           | .7            | .4                                               | 1.2             | .4               | 4.6                                 | 1.5      |
| Precision production, craft, and repair .....      | 16.9                          | 3.5                                             | 50.7                | 58.0         | 17.6          | 16.2                                             | 12.0            | 9.4              | 10.2                                | 6.1      |
| Operators, fabricators, and laborers .....         | 38.5                          | 16.1                                            | 46.3                | 36.9         | 71.7          | 58.8                                             | 65.3            | 25.7             | 4.0                                 | 11.3     |
| <b>Length of service with employer:</b>            |                               |                                                 |                     |              |               |                                                  |                 |                  |                                     |          |
| Less than 3 months .....                           | 12.3                          | 22.9                                            | 16.2                | 18.3         | 10.3          | 7.7                                              | 11.1            | 14.5             | 6.1                                 | 11.7     |
| 3 - 11 months .....                                | 20.2                          | 25.4                                            | 21.7                | 24.5         | 14.6          | 15.0                                             | 19.5            | 23.4             | 20.9                                | 22.4     |
| 1 - 5 years .....                                  | 37.2                          | 33.9                                            | 32.3                | 36.2         | 33.8          | 35.3                                             | 41.1            | 38.3             | 43.2                                | 39.0     |
| More than 5 years .....                            | 29.4                          | 17.3                                            | 26.9                | 20.4         | 41.0          | 39.0                                             | 27.7            | 23.1             | 29.3                                | 26.4     |
| Not reported .....                                 | .9                            | .4                                              | 2.9                 | .7           | .4            | 3.1                                              | .6              | .6               | .5                                  | .6       |
| <b>Race or ethnic origin:</b>                      |                               |                                                 |                     |              |               |                                                  |                 |                  |                                     |          |
| White, non-Hispanic .....                          | 47.9                          | 40.3                                            | 21.4                | 60.3         | 53.6          | 31.7                                             | 54.2            | 47.5             | 41.2                                | 46.1     |
| Black, non-Hispanic .....                          | 8.0                           | 3.4                                             | 1.8                 | 4.3          | 8.0           | 5.5                                              | 8.5             | 6.2              | 8.2                                 | 12.3     |
| Hispanic .....                                     | 12.6                          | 43.9                                            | 11.3                | 16.0         | 14.1          | 6.4                                              | 14.3            | 10.9             | 12.6                                | 10.7     |
| Asian or Pacific Islander .....                    | 1.5                           | 1.4                                             | .2                  | .8           | 1.8           | .8                                               | 1.4             | 1.2              | 2.7                                 | 2.2      |
| American Indian or Alaskan Native .....            | .6                            | .3                                              | .1                  | .6           | .4            | .4                                               | .5              | .8               | 1.1                                 | .6       |
| Multi-race .....                                   | .2                            | .3                                              | -                   | .1           | .1            | .3                                               | .2              | .1               | .5                                  | .2       |
| Not reported .....                                 | 29.3                          | 10.4                                            | 65.2                | 17.9         | 21.8          | 55.0                                             | 20.9            | 33.3             | 33.8                                | 27.9     |

<sup>1</sup> Days-away-from-work cases include those that result in days away from work with or without job transfer or restriction.

<sup>2</sup> Excludes farms with fewer than 11 employees.

<sup>3</sup> Data for mining (Division B in the Standard Industrial Classification Manual, 1987 edition) include establishments not governed by the Mine Safety and Health Administration (MSHA) rules and reporting, such as those in oil and gas extraction. Data for mining operators in coal, metal, and nonmetal mining are provided to BLS by the Mine Safety and Health Administration, U.S. Department of Labor. Independent mining contractors are excluded from the coal, metal, and nonmetal mining industries. These data do not reflect the changes OSHA made to its recordkeeping requirements effective January 1, 2002; therefore estimates for these industries are not comparable with estimates for other industries.

<sup>4</sup> Data for employers in railroad transportation are provided to BLS by the Federal Railroad Administration, U.S. Department of Transportation. These data do not reflect the changes OSHA made to its recordkeeping requirements effective January 1, 2002; therefore estimates for these industries are not comparable with estimates for other industries.

<sup>5</sup> Information is not shown separately for injured workers under age 14; they accounted for fewer than 50 cases.

<sup>6</sup> Less than 0.1 percent.

NOTE: Dashes indicate data that are not available. Because of rounding and nonclassifiable responses, percentages may not add to 100.

SOURCE: Bureau of Labor Statistics, U.S. Department of Labor

TABLE 3. Number of nonfatal occupational injuries and illnesses involving days away from work<sup>1</sup> by selected occupation and industry division, 2002

(thousands)

| Occupation                                                   | Private industry <sup>2</sup> | Goods producing                                 |                     |              |                  | Service producing                                |                 |              |                                     |          |
|--------------------------------------------------------------|-------------------------------|-------------------------------------------------|---------------------|--------------|------------------|--------------------------------------------------|-----------------|--------------|-------------------------------------|----------|
|                                                              |                               | Agriculture, forestry, and fishing <sup>2</sup> | Mining <sup>3</sup> | Construction | Manufacturing    | Transportation and public utilities <sup>4</sup> | Wholesale trade | Retail trade | Finance, insurance, and real estate | Services |
| Total cases .....                                            | 1,436.2                       | 31.5                                            | 11.4                | 163.6        | 280.0            | 168.6                                            | 108.8           | 263.4        | 36.7                                | 372.2    |
| Truck drivers .....                                          | 112.2                         | 1.3                                             | .5                  | 4.4          | 9.4              | 56.0                                             | 21.2            | 12.1         | .1                                  | 7.2      |
| Nursing aides, orderlies .....                               | 79.0                          | -                                               | -                   | -            | -                | -                                                | -               | -            | .2                                  | 78.8     |
| Laborers, nonconstruction .....                              | 76.6                          | 1.5                                             | 1.4                 | -            | 23.3             | 6.9                                              | 21.2            | 12.7         | .9                                  | 8.8      |
| Janitors and cleaners .....                                  | 42.0                          | .3                                              | ( <sup>5</sup> )    | .4           | 5.0              | .9                                               | 1.2             | 4.8          | 5.6                                 | 23.9     |
| Construction laborers .....                                  | 41.9                          | -                                               | ( <sup>5</sup> )    | 41.3         | ( <sup>5</sup> ) | .2                                               | -               | -            | ( <sup>5</sup> )                    | .3       |
| Assemblers .....                                             | 34.4                          | .1                                              | ( <sup>5</sup> )    | .7           | 29.0             | .1                                               | 1.7             | .8           | -                                   | 1.9      |
| Carpenters .....                                             | 28.3                          | -                                               | ( <sup>5</sup> )    | 23.4         | 1.8              | .2                                               | .6              | 1.0          | .2                                  | 1.1      |
| Supervisors and proprietors, sales ..                        | 26.1                          | -                                               | -                   | .1           | .7               | ( <sup>5</sup> )                                 | 3.1             | 20.4         | .4                                  | 1.4      |
| Cooks .....                                                  | 24.7                          | -                                               | -                   | -            | .2               | .1                                               | .1              | 16.7         | .2                                  | 7.4      |
| Sales workers, other commodities ..                          | 24.7                          | -                                               | -                   | .1           | .2               | .1                                               | 1.4             | 20.2         | .1                                  | 2.5      |
| Cashiers .....                                               | 22.5                          | -                                               | -                   | -            | .1               | .3                                               | .2              | 20.7         | .1                                  | 1.2      |
| Registered nurses .....                                      | 21.9                          | -                                               | -                   | -            | .1               | ( <sup>5</sup> )                                 | -               | -            | .1                                  | 21.6     |
| Miscellaneous food preparation .....                         | 21.8                          | -                                               | -                   | -            | .2               | .1                                               | .2              | 15.6         | .1                                  | 5.5      |
| Stock handlers and baggers .....                             | 21.5                          | -                                               | ( <sup>5</sup> )    | .1           | .7               | .3                                               | 1.6             | 18.5         | -                                   | .3       |
| Maids and housemen .....                                     | 18.6                          | -                                               | -                   | -            | .1               | .1                                               | -               | .2           | .3                                  | 18.0     |
| Welders and cutters .....                                    | 15.2                          | -                                               | .1                  | 1.4          | 11.1             | .6                                               | .8              | .1           | .1                                  | 1.1      |
| Groundskeepers and gardeners, except farm .....              | 14.9                          | 7.3                                             | -                   | .4           | .4               | .2                                               | .1              | .4           | 1.6                                 | 4.6      |
| Electricians .....                                           | 14.4                          | -                                               | .2                  | 10.7         | 1.6              | .4                                               | -               | .1           | ( <sup>5</sup> )                    | 1.3      |
| Driver-sales workers .....                                   | 13.9                          | -                                               | -                   | -            | 3.3              | .5                                               | 6.5             | 2.4          | ( <sup>5</sup> )                    | 1.2      |
| Shipping and receiving clerks .....                          | 13.5                          | .1                                              | -                   | -            | 3.2              | 5.2                                              | 1.7             | 2.7          | ( <sup>5</sup> )                    | .7       |
| Mechanics, automobile .....                                  | 13.3                          | -                                               | -                   | -            | .1               | .1                                               | .6              | 9.7          | ( <sup>5</sup> )                    | 2.7      |
| Kitchen workers .....                                        | 12.1                          | -                                               | -                   | -            | .1               | -                                                | -               | 11.2         | ( <sup>5</sup> )                    | .7       |
| Plumbers, pipefitters, and steamfitters .....                | 10.6                          | .1                                              | -                   | 8.4          | .9               | .3                                               | .2              | .1           | .1                                  | .5       |
| Health aides, except nursing .....                           | 10.5                          | -                                               | -                   | -            | -                | -                                                | -               | .2           | .1                                  | 10.2     |
| Waiters and waitresses .....                                 | 10.4                          | -                                               | -                   | -            | ( <sup>5</sup> ) | -                                                | -               | 7.6          | .1                                  | 2.6      |
| Farm workers .....                                           | 10.1                          | 9.1                                             | -                   | -            | .3               | .5                                               | .2              | -            | -                                   | -        |
| Repairers, industrial machinery .....                        | 10.0                          | -                                               | 1.0                 | .1           | 6.8              | .3                                               | .9              | .1           | .2                                  | .6       |
| Guards and police, except public .....                       | 9.0                           | -                                               | ( <sup>5</sup> )    | -            | .2               | .6                                               | -               | 1.1          | .5                                  | 6.6      |
| Industrial truck operators .....                             | 8.9                           | .4                                              | .4                  | .2           | 3.6              | 1.2                                              | 1.6             | .9           | -                                   | .6       |
| Stock and inventory clerks .....                             | 8.7                           | -                                               | -                   | .2           | 1.7              | .5                                               | 1.0             | 3.3          | .1                                  | 1.8      |
| Supervisors, production workers .....                        | 8.4                           | -                                               | .1                  | -            | 6.2              | .5                                               | .5              | .4           | -                                   | .7       |
| Mechanics, bus, truck, stationary engine .....               | 8.3                           | -                                               | ( <sup>5</sup> )    | .3           | .3               | 3.5                                              | 1.6             | .7           | ( <sup>5</sup> )                    | 1.8      |
| Licensed practical nurses .....                              | 7.8                           | -                                               | -                   | -            | -                | -                                                | -               | -            | ( <sup>5</sup> )                    | 7.8      |
| Heating, air conditioning, and refrigeration mechanics ..... | 7.3                           | -                                               | -                   | 5.3          | .2               | .2                                               | .4              | .6           | .1                                  | .6       |
| Machinists .....                                             | 7.2                           | -                                               | ( <sup>5</sup> )    | -            | 6.4              | ( <sup>5</sup> )                                 | .2              | .1           | -                                   | .4       |
| General office clerks .....                                  | 7.0                           | -                                               | ( <sup>5</sup> )    | .1           | .9               | .6                                               | .5              | .9           | .9                                  | 2.9      |
| Hand packers and packagers .....                             | 7.0                           | .2                                              | -                   | -            | 3.3              | .2                                               | 1.1             | 1.8          | -                                   | .4       |
| Garage and service station related occupations .....         | 6.9                           | -                                               | ( <sup>5</sup> )    | .1           | ( <sup>5</sup> ) | .3                                               | .5              | 4.2          | -                                   | 1.7      |

<sup>1</sup> Days-away-from-work cases include those that result in days away from work with or without job transfer or restriction.

<sup>2</sup> Excludes farms with fewer than 11 employees.

<sup>3</sup> Data for mining (Division B in the Standard Industrial Classification Manual, 1987 edition) include establishments not governed by the Mine Safety and Health Administration (MSHA) rules and reporting, such as those in oil and gas extraction. Data for mining operators in coal, metal, and nonmetal mining are provided to BLS by the Mine Safety and Health Administration, U.S. Department of Labor. Independent mining contractors are excluded from the coal, metal, and nonmetal mining industries. These data do not reflect the changes OSHA made to its recordkeeping requirements effective January 1, 2002; therefore estimates for these

industries are not comparable with estimates for other industries.

<sup>4</sup> Data for employers in railroad transportation are provided to BLS by the Federal Railroad Administration, U.S. Department of Transportation. These data do not reflect the changes OSHA made to its recordkeeping requirements effective January 1, 2002; therefore estimates for these industries are not comparable with estimates for other industries.

<sup>5</sup> Fewer than 50 cases.

NOTE: Dashes indicate data that are not available. Because of rounding and nonclassifiable responses, data may not sum to the totals.

SOURCE: Bureau of Labor Statistics, U.S. Department of Labor

TABLE 4. Number of nonfatal occupational injuries and illnesses involving days away from work<sup>1</sup> by selected injury or illness characteristics and industry division, 2002

(thousands)

| Characteristic                                         | Private industry <sup>2</sup> | Goods producing                                 |                     |              |               | Service producing                                |                 |              |                                     |          |
|--------------------------------------------------------|-------------------------------|-------------------------------------------------|---------------------|--------------|---------------|--------------------------------------------------|-----------------|--------------|-------------------------------------|----------|
|                                                        |                               | Agriculture, forestry, and fishing <sup>2</sup> | Mining <sup>3</sup> | Construction | Manufacturing | Transportation and public utilities <sup>4</sup> | Wholesale trade | Retail trade | Finance, insurance, and real estate | Services |
| Total cases .....                                      | 1,436.2                       | 31.5                                            | 11.4                | 163.6        | 280.0         | 168.6                                            | 108.8           | 263.4        | 36.7                                | 372.2    |
| <b>Nature of injury or illness:</b>                    |                               |                                                 |                     |              |               |                                                  |                 |              |                                     |          |
| Sprains, strains .....                                 | 617.2                         | 10.5                                            | 4.5                 | 60.3         | 105.5         | 81.9                                             | 51.4            | 108.4        | 13.3                                | 181.3    |
| Bruises, contusions .....                              | 127.0                         | 2.4                                             | 1.2                 | 11.3         | 23.5          | 15.7                                             | 10.2            | 27.4         | 2.8                                 | 32.4     |
| Cuts, lacerations .....                                | 110.2                         | 2.9                                             | .7                  | 17.7         | 25.1          | 6.6                                              | 7.6             | 30.9         | 2.0                                 | 16.8     |
| Fractures .....                                        | 99.2                          | 2.9                                             | 1.8                 | 17.4         | 19.6          | 10.5                                             | 7.7             | 16.5         | 3.0                                 | 19.9     |
| Heat burns .....                                       | 21.5                          | .1                                              | .1                  | 1.7          | 4.8           | .7                                               | .7              | 8.2          | .2                                  | 4.9      |
| Carpal tunnel syndrome .....                           | 22.6                          | .2                                              | ( <sup>5</sup> )    | .9           | 9.0           | 1.8                                              | 1.2             | 3.0          | 1.9                                 | 4.6      |
| Tendonitis .....                                       | 9.3                           | .3                                              | -                   | .8           | 3.0           | .8                                               | .5              | 1.2          | .5                                  | 2.1      |
| Chemical burns .....                                   | 8.3                           | .3                                              | .1                  | .6           | 2.6           | .6                                               | .5              | 1.2          | .2                                  | 2.2      |
| Amputations .....                                      | 8.8                           | .4                                              | .2                  | .9           | 4.2           | .8                                               | .7              | .7           | .1                                  | .7       |
| Multiple traumatic injuries .....                      | 52.5                          | 1.5                                             | .5                  | 6.5          | 10.2          | 7.2                                              | 4.3             | 7.4          | 1.4                                 | 13.5     |
| <b>Part of body affected by the injury or illness:</b> |                               |                                                 |                     |              |               |                                                  |                 |              |                                     |          |
| Head .....                                             | 90.2                          | 2.8                                             | .7                  | 11.3         | 20.3          | 9.2                                              | 6.0             | 16.3         | 1.6                                 | 22.0     |
| Eye .....                                              | 42.3                          | 1.6                                             | .3                  | 6.3          | 12.4          | 3.5                                              | 2.6             | 6.8          | .5                                  | 8.4      |
| Neck .....                                             | 22.9                          | .5                                              | .2                  | 2.2          | 3.7           | 3.3                                              | 2.4             | 3.7          | .4                                  | 6.4      |
| Trunk .....                                            | 522.1                         | 10.0                                            | 4.1                 | 54.3         | 94.7          | 67.1                                             | 42.2            | 93.8         | 11.1                                | 144.7    |
| Shoulder .....                                         | 83.9                          | 1.7                                             | .6                  | 7.9          | 18.6          | 12.4                                             | 6.4             | 13.3         | 1.5                                 | 21.5     |
| Back .....                                             | 345.3                         | 6.2                                             | 2.5                 | 34.7         | 55.7          | 42.6                                             | 28.3            | 64.1         | 7.7                                 | 103.6    |
| Upper extremities .....                                | 328.3                         | 7.2                                             | 2.5                 | 40.0         | 88.5          | 27.3                                             | 21.1            | 66.0         | 8.6                                 | 67.0     |
| Wrist .....                                            | 69.2                          | 1.1                                             | .5                  | 5.8          | 19.0          | 6.4                                              | 4.0             | 12.0         | 3.3                                 | 17.1     |
| Hand, except finger .....                              | 55.9                          | 1.5                                             | .3                  | 7.7          | 14.6          | 4.8                                              | 3.6             | 11.4         | 1.1                                 | 10.9     |
| Finger .....                                           | 121.6                         | 2.6                                             | 1.3                 | 16.7         | 36.5          | 7.9                                              | 8.3             | 26.9         | 2.1                                 | 19.2     |
| Lower extremities .....                                | 304.5                         | 7.0                                             | 2.8                 | 39.5         | 49.4          | 39.8                                             | 25.2            | 55.6         | 8.1                                 | 77.2     |
| Knee .....                                             | 113.0                         | 2.2                                             | 1.0                 | 14.9         | 18.7          | 14.7                                             | 8.3             | 18.8         | 3.0                                 | 31.4     |
| Foot, except toe .....                                 | 46.2                          | 1.1                                             | .4                  | 6.2          | 8.2           | 6.1                                              | 4.3             | 9.6          | 1.1                                 | 9.2      |
| Toe .....                                              | 14.5                          | .3                                              | ( <sup>5</sup> )    | 2.2          | 2.7           | 1.3                                              | 1.2             | 3.9          | .3                                  | 2.5      |
| Body systems .....                                     | 19.9                          | .7                                              | .1                  | 1.3          | 3.2           | 2.1                                              | .7              | 2.8          | 1.7                                 | 7.3      |
| Multiple parts .....                                   | 139.4                         | 2.8                                             | 1.0                 | 13.8         | 18.5          | 19.0                                             | 10.3            | 23.5         | 5.0                                 | 45.6     |

See footnotes at end of table.

TABLE 4. Number of nonfatal occupational injuries and illnesses involving days away from work<sup>1</sup> by selected injury or illness characteristics and industry division, 2002 — Continued

(thousands)

| Characteristic                                         | Private industry <sup>2</sup> | Goods producing                                 |                     |              |               | Service producing                                |                 |              |                                     |          |
|--------------------------------------------------------|-------------------------------|-------------------------------------------------|---------------------|--------------|---------------|--------------------------------------------------|-----------------|--------------|-------------------------------------|----------|
|                                                        |                               | Agriculture, forestry, and fishing <sup>2</sup> | Mining <sup>3</sup> | Construction | Manufacturing | Transportation and public utilities <sup>4</sup> | Wholesale trade | Retail trade | Finance, insurance, and real estate | Services |
| <b>Source of injury or illness:</b>                    |                               |                                                 |                     |              |               |                                                  |                 |              |                                     |          |
| Chemicals and chemical products .....                  | 20.7                          | 0.8                                             | 0.8                 | 1.2          | 5.6           | 1.4                                              | 1.1             | 3.3          | 0.5                                 | 5.8      |
| Containers .....                                       | 193.1                         | 2.8                                             | .6                  | 8.6          | 35.0          | 30.4                                             | 24.9            | 59.5         | 3.3                                 | 28.0     |
| Furniture and fixtures .....                           | 52.4                          | .3                                              | ( <sup>5</sup> )    | 2.7          | 7.7           | 3.4                                              | 3.0             | 15.0         | 2.0                                 | 18.3     |
| Machinery .....                                        | 92.6                          | 1.9                                             | 1.4                 | 10.2         | 34.3          | 3.9                                              | 6.7             | 17.4         | 1.8                                 | 14.9     |
| Parts and materials .....                              | 147.6                         | 2.2                                             | 2.3                 | 37.5         | 49.1          | 14.6                                             | 12.4            | 15.4         | 1.7                                 | 12.4     |
| Worker motion or position .....                        | 220.8                         | 4.4                                             | .6                  | 20.7         | 54.0          | 26.9                                             | 14.4            | 35.7         | 8.4                                 | 55.7     |
| Floors, walkways, ground surfaces .....                | 255.5                         | 5.4                                             | 1.9                 | 33.6         | 32.0          | 30.0                                             | 17.4            | 51.4         | 9.0                                 | 74.9     |
| Tools, instruments, and equipment .....                | 93.2                          | 2.5                                             | .9                  | 18.1         | 19.2          | 7.7                                              | 4.9             | 18.4         | 2.0                                 | 19.4     |
| Vehicles .....                                         | 118.6                         | 3.1                                             | .6                  | 9.8          | 13.6          | 31.3                                             | 15.5            | 16.6         | 2.8                                 | 25.2     |
| Health care patient .....                              | 70.0                          | —                                               | —                   | —            | —             | 1.4                                              | .1              | —            | .2                                  | 68.2     |
| <b>Event or exposure leading to injury or illness:</b> |                               |                                                 |                     |              |               |                                                  |                 |              |                                     |          |
| Contact with objects and equipment .....               | 380.5                         | 9.5                                             | 4.8                 | 57.4         | 95.5          | 35.7                                             | 29.4            | 74.6         | 6.3                                 | 67.3     |
| Struck by object .....                                 | 191.6                         | 5.2                                             | 2.8                 | 32.3         | 41.1          | 17.1                                             | 14.6            | 41.5         | 3.0                                 | 34.0     |
| Struck against object .....                            | 99.9                          | 2.0                                             | .8                  | 12.3         | 20.8          | 11.3                                             | 7.6             | 20.6         | 2.6                                 | 21.9     |
| Caught in equipment or object ..                       | 62.6                          | 1.8                                             | 1.1                 | 7.0          | 26.2          | 4.2                                              | 5.5             | 8.8          | .5                                  | 7.7      |
| Fall to lower level .....                              | 86.9                          | 2.4                                             | .9                  | 22.4         | 10.0          | 13.1                                             | 6.8             | 11.8         | 2.8                                 | 16.8     |
| Fall on same level .....                               | 176.0                         | 2.9                                             | 1.0                 | 12.3         | 23.9          | 17.4                                             | 10.9            | 42.5         | 6.3                                 | 58.9     |
| Slip, trip, loss of balance—without fall .....         | 48.1                          | .8                                              | .2                  | 4.7          | 7.7           | 6.4                                              | 3.2             | 9.9          | 1.3                                 | 13.9     |
| Overexertion .....                                     | 381.0                         | 5.0                                             | 3.1                 | 33.8         | 68.8          | 46.2                                             | 32.5            | 69.7         | 7.3                                 | 114.7    |
| Overexertion in lifting .....                          | 208.3                         | 2.7                                             | 1.1                 | 17.9         | 35.6          | 23.3                                             | 19.8            | 45.8         | 4.2                                 | 57.8     |
| Repetitive motion .....                                | 58.6                          | .7                                              | ( <sup>5</sup> )    | 2.9          | 23.6          | 5.0                                              | 2.6             | 8.4          | 3.6                                 | 11.8     |
| Exposure to harmful substances .....                   | 60.0                          | 1.9                                             | .4                  | 4.3          | 14.0          | 4.9                                              | 2.4             | 13.0         | 1.4                                 | 17.7     |
| Transportation accidents .....                         | 63.0                          | 1.8                                             | .3                  | 6.7          | 5.8           | 16.2                                             | 8.7             | 6.6          | 2.0                                 | 14.8     |
| Fires and explosions .....                             | 2.7                           | .1                                              | .1                  | .4           | .6            | .2                                               | .2              | .8           | —                                   | .3       |
| Assaults and violent acts by person .....              | 18.1                          | .1                                              | —                   | .2           | .4            | .7                                               | .3              | 2.4          | .4                                  | 13.6     |

<sup>1</sup> Days-away-from-work cases include those that result in days away from work with or without job transfer or restriction.

<sup>2</sup> Excludes farms with fewer than 11 employees.

<sup>3</sup> Data for mining (Division B in the Standard Industrial Classification Manual, 1987 edition) include establishments not governed by the Mine Safety and Health Administration (MSHA) rules and reporting, such as those in oil and gas extraction. Data for mining operators in coal, metal, and nonmetal mining are provided to BLS by the Mine Safety and Health Administration, U.S. Department of Labor. Independent mining contractors are excluded from the coal, metal, and nonmetal mining industries. These data do not reflect the changes OSHA made to its recordkeeping requirements effective January 1, 2002; therefore estimates for these

industries are not comparable with estimates for other industries.

<sup>4</sup> Data for employers in railroad transportation are provided to BLS by the Federal Railroad Administration, U.S. Department of Transportation. These data do not reflect the changes OSHA made to its recordkeeping requirements effective January 1, 2002; therefore estimates for these industries are not comparable with estimates for other industries.

<sup>5</sup> Fewer than 50 cases.

NOTE: Dashes indicate data that are not available. Because of rounding and nonclassifiable responses, data may not sum to the totals.

SOURCE: Bureau of Labor Statistics, U.S. Department of Labor

TABLE 5. Percent distribution of nonfatal occupational injuries and illnesses involving days away from work<sup>1</sup> by selected injury or illness characteristics and industry division, 2002

| Characteristic                                         | Private industry <sup>2</sup> | Goods producing                                 |                     |              |               | Service producing                                |                 |              |                                     |          |
|--------------------------------------------------------|-------------------------------|-------------------------------------------------|---------------------|--------------|---------------|--------------------------------------------------|-----------------|--------------|-------------------------------------|----------|
|                                                        |                               | Agriculture, forestry, and fishing <sup>2</sup> | Mining <sup>3</sup> | Construction | Manufacturing | Transportation and public utilities <sup>4</sup> | Wholesale trade | Retail trade | Finance, insurance, and real estate | Services |
| Total [1,436,194 cases] .....                          | 100.0                         | 100.0                                           | 100.0               | 100.0        | 100.0         | 100.0                                            | 100.0           | 100.0        | 100.0                               | 100.0    |
| <b>Nature of injury or illness:</b>                    |                               |                                                 |                     |              |               |                                                  |                 |              |                                     |          |
| Sprains, strains .....                                 | 43.0                          | 33.4                                            | 40.0                | 36.8         | 37.7          | 48.6                                             | 47.2            | 41.2         | 36.3                                | 48.7     |
| Bruises, contusions .....                              | 8.8                           | 7.6                                             | 10.7                | 6.9          | 8.4           | 9.3                                              | 9.4             | 10.4         | 7.6                                 | 8.7      |
| Cuts, lacerations .....                                | 7.7                           | 9.1                                             | 6.2                 | 10.8         | 9.0           | 3.9                                              | 7.0             | 11.7         | 5.4                                 | 4.5      |
| Fractures .....                                        | 6.9                           | 9.1                                             | 16.1                | 10.6         | 7.0           | 6.2                                              | 7.1             | 6.3          | 8.1                                 | 5.4      |
| Heat burns .....                                       | 1.5                           | .4                                              | 1.2                 | 1.0          | 1.7           | .4                                               | .6              | 3.1          | .6                                  | 1.3      |
| Carpal tunnel syndrome .....                           | 1.6                           | .7                                              | .2                  | .6           | 3.2           | 1.1                                              | 1.1             | 1.1          | 5.2                                 | 1.2      |
| Tendonitis .....                                       | .6                            | 1.1                                             | —                   | .5           | 1.1           | .5                                               | .5              | .5           | 1.3                                 | .6       |
| Chemical burns .....                                   | .6                            | 1.0                                             | 1.3                 | .4           | .9            | .4                                               | .4              | .5           | .4                                  | .6       |
| Amputations .....                                      | .6                            | 1.2                                             | 1.7                 | .6           | 1.5           | .5                                               | .6              | .3           | .2                                  | .2       |
| Multiple traumatic injuries .....                      | 3.7                           | 4.7                                             | 4.4                 | 4.0          | 3.7           | 4.2                                              | 4.0             | 2.8          | 3.9                                 | 3.6      |
| <b>Part of body affected by the injury or illness:</b> |                               |                                                 |                     |              |               |                                                  |                 |              |                                     |          |
| Head .....                                             | 6.3                           | 8.8                                             | 6.0                 | 6.9          | 7.3           | 5.5                                              | 5.6             | 6.2          | 4.4                                 | 5.9      |
| Eye .....                                              | 2.9                           | 4.9                                             | 2.4                 | 3.8          | 4.4           | 2.1                                              | 2.3             | 2.6          | 1.3                                 | 2.3      |
| Neck .....                                             | 1.6                           | 1.6                                             | 2.1                 | 1.3          | 1.3           | 1.9                                              | 2.2             | 1.4          | 1.2                                 | 1.7      |
| Trunk .....                                            | 36.3                          | 31.8                                            | 35.8                | 33.2         | 33.8          | 39.8                                             | 38.8            | 35.6         | 30.3                                | 38.9     |
| Shoulder .....                                         | 5.8                           | 5.5                                             | 5.1                 | 4.8          | 6.6           | 7.4                                              | 5.9             | 5.1          | 4.1                                 | 5.8      |
| Back .....                                             | 24.0                          | 19.8                                            | 21.8                | 21.2         | 19.9          | 25.3                                             | 26.0            | 24.3         | 20.9                                | 27.8     |
| Upper extremities .....                                | 22.9                          | 22.8                                            | 22.0                | 24.4         | 31.6          | 16.2                                             | 19.4            | 25.1         | 23.6                                | 18.0     |
| Wrist .....                                            | 4.8                           | 3.4                                             | 4.1                 | 3.6          | 6.8           | 3.8                                              | 3.7             | 4.6          | 8.9                                 | 4.6      |
| Hand, except finger .....                              | 3.9                           | 4.9                                             | 2.9                 | 4.7          | 5.2           | 2.9                                              | 3.3             | 4.3          | 3.0                                 | 2.9      |
| Finger .....                                           | 8.5                           | 8.4                                             | 11.1                | 10.2         | 13.1          | 4.7                                              | 7.6             | 10.2         | 5.8                                 | 5.1      |
| Lower extremities .....                                | 21.2                          | 22.2                                            | 24.4                | 24.1         | 17.6          | 23.6                                             | 23.1            | 21.1         | 22.0                                | 20.7     |
| Knee .....                                             | 7.9                           | 7.0                                             | 9.0                 | 9.1          | 6.7           | 8.7                                              | 7.6             | 7.1          | 8.1                                 | 8.4      |
| Foot, except toe .....                                 | 3.2                           | 3.4                                             | 3.5                 | 3.8          | 2.9           | 3.6                                              | 4.0             | 3.6          | 3.1                                 | 2.5      |
| Toe .....                                              | 1.0                           | .9                                              | .4                  | 1.3          | 1.0           | .8                                               | 1.1             | 1.5          | .9                                  | .7       |
| Body systems .....                                     | 1.4                           | 2.2                                             | .8                  | .8           | 1.1           | 1.2                                              | .7              | 1.1          | 4.6                                 | 2.0      |
| Multiple parts .....                                   | 9.7                           | 8.8                                             | 8.9                 | 8.4          | 6.6           | 11.2                                             | 9.5             | 8.9          | 13.7                                | 12.2     |

See footnotes at end of table.

TABLE 5. Percent distribution of nonfatal occupational injuries and illnesses involving days away from work<sup>1</sup> by selected injury or illness characteristics and industry division, 2002 — Continued

| Characteristic                                         | Private industry <sup>2</sup> | Goods producing                                 |                     |              |               | Service producing                                |                 |              |                                     |          |
|--------------------------------------------------------|-------------------------------|-------------------------------------------------|---------------------|--------------|---------------|--------------------------------------------------|-----------------|--------------|-------------------------------------|----------|
|                                                        |                               | Agriculture, forestry, and fishing <sup>2</sup> | Mining <sup>3</sup> | Construction | Manufacturing | Transportation and public utilities <sup>4</sup> | Wholesale trade | Retail trade | Finance, insurance, and real estate | Services |
| <b>Source of injury or illness:</b>                    |                               |                                                 |                     |              |               |                                                  |                 |              |                                     |          |
| Chemicals and chemical products .....                  | 1.4                           | 2.5                                             | 7.3                 | 0.8          | 2.0           | 0.9                                              | 1.0             | 1.3          | 1.4                                 | 1.6      |
| Containers .....                                       | 13.4                          | 8.7                                             | 5.2                 | 5.3          | 12.5          | 18.1                                             | 22.9            | 22.6         | 9.0                                 | 7.5      |
| Furniture and fixtures .....                           | 3.6                           | .9                                              | .3                  | 1.7          | 2.7           | 2.0                                              | 2.7             | 5.7          | 5.5                                 | 4.9      |
| Machinery .....                                        | 6.4                           | 6.1                                             | 12.5                | 6.2          | 12.2          | 2.3                                              | 6.2             | 6.6          | 4.9                                 | 4.0      |
| Parts and materials .....                              | 10.3                          | 6.9                                             | 20.4                | 22.9         | 17.5          | 8.7                                              | 11.4            | 5.8          | 4.6                                 | 3.3      |
| Worker motion or position .....                        | 15.4                          | 13.9                                            | 5.1                 | 12.6         | 19.3          | 16.0                                             | 13.2            | 13.5         | 22.9                                | 15.0     |
| Floors, walkways, ground surfaces .....                | 17.8                          | 17.0                                            | 16.9                | 20.5         | 11.4          | 17.8                                             | 16.0            | 19.5         | 24.7                                | 20.1     |
| Tools, instruments, and equipment .....                | 6.5                           | 7.8                                             | 7.8                 | 11.1         | 6.9           | 4.6                                              | 4.5             | 7.0          | 5.5                                 | 5.2      |
| Vehicles .....                                         | 8.3                           | 10.0                                            | 5.3                 | 6.0          | 4.9           | 18.5                                             | 14.2            | 6.3          | 7.7                                 | 6.8      |
| Health care patient .....                              | 4.9                           | —                                               | —                   | —            | —             | .8                                               | .1              | —            | .6                                  | 18.3     |
| <b>Event or exposure leading to injury or illness:</b> |                               |                                                 |                     |              |               |                                                  |                 |              |                                     |          |
| Contact with objects and equipment .....               | 26.5                          | 30.2                                            | 42.2                | 35.1         | 34.1          | 21.2                                             | 27.0            | 28.3         | 17.3                                | 18.1     |
| Struck by object .....                                 | 13.3                          | 16.4                                            | 24.6                | 19.7         | 14.7          | 10.2                                             | 13.4            | 15.8         | 8.3                                 | 9.1      |
| Struck against object .....                            | 7.0                           | 6.2                                             | 7.3                 | 7.5          | 7.4           | 6.7                                              | 7.0             | 7.8          | 7.0                                 | 5.9      |
| Caught in equipment or object ..                       | 4.4                           | 5.6                                             | 9.4                 | 4.2          | 9.3           | 2.5                                              | 5.0             | 3.3          | 1.3                                 | 2.1      |
| Fall to lower level .....                              | 6.1                           | 7.7                                             | 7.8                 | 13.7         | 3.6           | 7.8                                              | 6.2             | 4.5          | 7.5                                 | 4.5      |
| Fall on same level .....                               | 12.3                          | 9.1                                             | 8.8                 | 7.5          | 8.5           | 10.3                                             | 10.0            | 16.1         | 17.1                                | 15.8     |
| Slip, trip, loss of balance—without fall .....         | 3.4                           | 2.4                                             | 1.6                 | 2.9          | 2.8           | 3.8                                              | 2.9             | 3.8          | 3.6                                 | 3.7      |
| Overexertion .....                                     | 26.5                          | 15.9                                            | 27.0                | 20.7         | 24.6          | 27.4                                             | 29.9            | 26.4         | 19.8                                | 30.8     |
| Overexertion in lifting .....                          | 14.5                          | 8.7                                             | 10.0                | 10.9         | 12.7          | 13.8                                             | 18.2            | 17.4         | 11.5                                | 15.5     |
| Repetitive motion .....                                | 4.1                           | 2.2                                             | .4                  | 1.8          | 8.4           | 3.0                                              | 2.4             | 3.2          | 9.7                                 | 3.2      |
| Exposure to harmful substances .....                   | 4.2                           | 6.1                                             | 3.9                 | 2.6          | 5.0           | 2.9                                              | 2.2             | 4.9          | 3.7                                 | 4.8      |
| Transportation accidents .....                         | 4.4                           | 5.7                                             | 2.2                 | 4.1          | 2.1           | 9.6                                              | 8.0             | 2.5          | 5.6                                 | 4.0      |
| Fires and explosions .....                             | .2                            | .2                                              | .5                  | .3           | .2            | .1                                               | .2              | .3           | —                                   | .1       |
| Assaults and violent acts by person .....              | 1.3                           | .2                                              | —                   | .1           | .1            | .4                                               | .3              | .9           | 1.0                                 | 3.7      |

<sup>1</sup> Days-away-from-work cases include those that result in days away from work with or without job transfer or restriction.

<sup>2</sup> Excludes farms with fewer than 11 employees.

<sup>3</sup> Data for mining (Division B in the Standard Industrial Classification Manual, 1987 edition) include establishments not governed by the Mine Safety and Health Administration (MSHA) rules and reporting, such as those in oil and gas extraction. Data for mining operators in coal, metal, and nonmetal mining are provided to BLS by the Mine Safety and Health Administration, U.S. Department of Labor. Independent mining contractors are excluded from the coal, metal, and nonmetal mining industries. These data do not reflect the changes OSHA made to its recordkeeping requirements effective January 1, 2002; therefore estimates for these

industries are not comparable with estimates for other industries.

<sup>4</sup> Data for employers in railroad transportation are provided to BLS by the Federal Railroad Administration, U.S. Department of Transportation. These data do not reflect the changes OSHA made to its recordkeeping requirements effective January 1, 2002; therefore estimates for these industries are not comparable with estimates for other industries.

NOTE: Dashes indicate data that are not available. Percentages may not add to 100% because of rounding, nonclassifiable responses, and presentation of selected categories.

SOURCE: Bureau of Labor Statistics, U.S. Department of Labor



TABLE 6. Incidence rates<sup>1</sup> for nonfatal occupational injuries and illnesses involving days away from work<sup>2</sup> per 10,000 full-time workers for selected characteristics and industry division, 2002

| Characteristic                                         | Private industry <sup>3</sup> | Goods producing                                 |                     |              |               | Service producing                                |                  |                  |                                     |                  |
|--------------------------------------------------------|-------------------------------|-------------------------------------------------|---------------------|--------------|---------------|--------------------------------------------------|------------------|------------------|-------------------------------------|------------------|
|                                                        |                               | Agriculture, forestry, and fishing <sup>3</sup> | Mining <sup>4</sup> | Construction | Manufacturing | Transportation and public utilities <sup>5</sup> | Wholesale trade  | Retail trade     | Finance, insurance, and real estate | Services         |
| Total [1,436,194 cases] .....                          | 162.6                         | 208.6                                           | 198.8               | 276.8        | 174.5         | 270.6                                            | 175.0            | 153.6            | 53.5                                | 133.8            |
| <b>Nature of injury or illness:</b>                    |                               |                                                 |                     |              |               |                                                  |                  |                  |                                     |                  |
| Sprains, strains .....                                 | 69.9                          | 69.7                                            | 79.5                | 101.9        | 65.8          | 131.4                                            | 82.7             | 63.2             | 19.4                                | 65.2             |
| Bruises, contusions .....                              | 14.4                          | 15.8                                            | 21.3                | 19.1         | 14.7          | 25.3                                             | 16.4             | 16.0             | 4.1                                 | 11.6             |
| Cuts, lacerations .....                                | 12.5                          | 19.0                                            | 12.4                | 30.0         | 15.7          | 10.5                                             | 12.2             | 18.0             | 2.9                                 | 6.0              |
| Fractures .....                                        | 11.2                          | 19.1                                            | 31.9                | 29.4         | 12.2          | 16.8                                             | 12.4             | 9.6              | 4.3                                 | 7.2              |
| Heat burns .....                                       | 2.4                           | ( <sup>6</sup> )                                | 2.4                 | 2.8          | 3.0           | 1.2                                              | 1.1              | 4.8              | ( <sup>6</sup> )                    | 1.8              |
| Carpal tunnel syndrome .....                           | 2.6                           | 1.4                                             | ( <sup>6</sup> )    | 1.6          | 5.6           | 3.0                                              | 1.9              | 1.8              | 2.8                                 | 1.6              |
| Tendonitis .....                                       | 1.1                           | 2.3                                             | —                   | 1.3          | 1.9           | 1.3                                              | ( <sup>6</sup> ) | ( <sup>6</sup> ) | ( <sup>6</sup> )                    | ( <sup>6</sup> ) |
| Chemical burns .....                                   | ( <sup>6</sup> )              | 2.0                                             | 2.6                 | 1.1          | 1.6           | 1.0                                              | ( <sup>6</sup> ) | ( <sup>6</sup> ) | ( <sup>6</sup> )                    | ( <sup>6</sup> ) |
| Amputations .....                                      | 1.0                           | 2.4                                             | 3.3                 | 1.6          | 2.6           | 1.4                                              | 1.1              | ( <sup>6</sup> ) | ( <sup>6</sup> )                    | ( <sup>6</sup> ) |
| Multiple traumatic injuries .....                      | 5.9                           | 9.9                                             | 8.7                 | 11.0         | 6.4           | 11.5                                             | 7.0              | 4.3              | 2.1                                 | 4.8              |
| <b>Part of body affected by the injury or illness:</b> |                               |                                                 |                     |              |               |                                                  |                  |                  |                                     |                  |
| Head .....                                             | 10.2                          | 18.4                                            | 11.8                | 19.2         | 12.7          | 14.8                                             | 9.7              | 9.5              | 2.3                                 | 7.9              |
| Eye .....                                              | 4.8                           | 10.3                                            | 4.8                 | 10.6         | 7.7           | 5.7                                              | 4.1              | 4.0              | ( <sup>6</sup> )                    | 3.0              |
| Neck .....                                             | 2.6                           | 3.3                                             | 4.1                 | 3.7          | 2.3           | 5.3                                              | 3.9              | 2.2              | ( <sup>6</sup> )                    | 2.3              |
| Trunk .....                                            | 59.1                          | 66.4                                            | 71.1                | 91.8         | 59.0          | 107.7                                            | 67.9             | 54.7             | 16.2                                | 52.0             |
| Shoulder .....                                         | 9.5                           | 11.4                                            | 10.0                | 13.3         | 11.6          | 19.9                                             | 10.4             | 7.8              | 2.2                                 | 7.7              |
| Back .....                                             | 39.1                          | 41.3                                            | 43.3                | 58.6         | 34.7          | 68.4                                             | 45.5             | 37.4             | 11.2                                | 37.2             |
| Upper extremities .....                                | 37.2                          | 47.5                                            | 43.7                | 67.7         | 55.1          | 43.9                                             | 34.0             | 38.5             | 12.6                                | 24.1             |
| Wrist .....                                            | 7.8                           | 7.0                                             | 8.2                 | 9.8          | 11.9          | 10.3                                             | 6.4              | 7.0              | 4.8                                 | 6.2              |
| Hand, except finger .....                              | 6.3                           | 10.2                                            | 5.7                 | 13.0         | 9.1           | 7.7                                              | 5.8              | 6.6              | 1.6                                 | 3.9              |
| Finger .....                                           | 13.8                          | 17.5                                            | 22.1                | 28.3         | 22.8          | 12.7                                             | 13.3             | 15.7             | 3.1                                 | 6.9              |
| Lower extremities .....                                | 34.5                          | 46.4                                            | 48.5                | 66.7         | 30.8          | 63.9                                             | 40.5             | 32.4             | 11.8                                | 27.7             |
| Knee .....                                             | 12.8                          | 14.5                                            | 17.9                | 25.3         | 11.7          | 23.6                                             | 13.4             | 11.0             | 4.3                                 | 11.3             |
| Foot, except toe .....                                 | 5.2                           | 7.2                                             | 7.0                 | 10.5         | 5.1           | 9.7                                              | 6.9              | 5.6              | 1.7                                 | 3.3              |
| Toe .....                                              | 1.7                           | 2.0                                             | ( <sup>6</sup> )    | 3.7          | 1.7           | 2.1                                              | 1.9              | 2.3              | ( <sup>6</sup> )                    | ( <sup>6</sup> ) |
| Body systems .....                                     | 2.3                           | 4.6                                             | 1.6                 | 2.3          | 2.0           | 3.3                                              | 1.2              | 1.7              | 2.5                                 | 2.6              |
| Multiple parts .....                                   | 15.8                          | 18.4                                            | 17.6                | 23.3         | 11.6          | 30.4                                             | 16.6             | 13.7             | 7.3                                 | 16.4             |

See footnotes at end of table.

TABLE 6. Incidence rates<sup>1</sup> for nonfatal occupational injuries and illnesses involving days away from work<sup>2</sup> per 10,000 full-time workers for selected characteristics and industry division, 2002 — Continued

| Characteristic                                         | Private industry <sup>3</sup> | Goods producing                                 |                     |                  |                  | Service producing                                |                  |                  |                                     |                  |
|--------------------------------------------------------|-------------------------------|-------------------------------------------------|---------------------|------------------|------------------|--------------------------------------------------|------------------|------------------|-------------------------------------|------------------|
|                                                        |                               | Agriculture, forestry, and fishing <sup>3</sup> | Mining <sup>4</sup> | Construction     | Manufacturing    | Transportation and public utilities <sup>5</sup> | Wholesale trade  | Retail trade     | Finance, insurance, and real estate | Services         |
| <b>Source of injury or illness:</b>                    |                               |                                                 |                     |                  |                  |                                                  |                  |                  |                                     |                  |
| Chemicals and chemical products .....                  | 2.3                           | 5.1                                             | 14.6                | 2.1              | 3.5              | 2.3                                              | 1.8              | 1.9              | ( <sup>6</sup> )                    | 2.1              |
| Containers .....                                       | 21.9                          | 18.2                                            | 10.3                | 14.6             | 21.8             | 48.9                                             | 40.0             | 34.7             | 4.8                                 | 10.1             |
| Furniture and fixtures .....                           | 5.9                           | 1.8                                             | ( <sup>6</sup> )    | 4.6              | 4.8              | 5.4                                              | 4.8              | 8.8              | 2.9                                 | 6.6              |
| Machinery .....                                        | 10.5                          | 12.7                                            | 24.9                | 17.2             | 21.4             | 6.2                                              | 10.8             | 10.2             | 2.7                                 | 5.4              |
| Parts and materials .....                              | 16.7                          | 14.3                                            | 40.6                | 63.5             | 30.6             | 23.5                                             | 20.0             | 9.0              | 2.5                                 | 4.4              |
| Worker motion or position .....                        | 25.0                          | 29.1                                            | 10.1                | 35.0             | 33.7             | 43.2                                             | 23.1             | 20.8             | 12.3                                | 20.0             |
| Floors, walkways, ground surfaces .....                | 28.9                          | 35.5                                            | 33.5                | 56.8             | 20.0             | 48.1                                             | 28.0             | 29.9             | 13.2                                | 26.9             |
| Tools, instruments, and equipment .....                | 10.6                          | 16.2                                            | 15.6                | 30.6             | 12.0             | 12.3                                             | 8.0              | 10.8             | 3.0                                 | 7.0              |
| Vehicles .....                                         | 13.4                          | 20.8                                            | 10.5                | 16.5             | 8.5              | 50.2                                             | 24.9             | 9.7              | 4.1                                 | 9.1              |
| Health care patient .....                              | 7.9                           | —                                               | —                   | —                | —                | 2.2                                              | ( <sup>6</sup> ) | —                | ( <sup>6</sup> )                    | 24.5             |
| <b>Event or exposure leading to injury or illness:</b> |                               |                                                 |                     |                  |                  |                                                  |                  |                  |                                     |                  |
| Contact with objects and equipment .....               | 43.1                          | 63.1                                            | 84.0                | 97.0             | 59.5             | 57.3                                             | 47.3             | 43.5             | 9.3                                 | 24.2             |
| Struck by object .....                                 | 21.7                          | 34.3                                            | 48.9                | 54.6             | 25.6             | 27.5                                             | 23.4             | 24.2             | 4.4                                 | 12.2             |
| Struck against object .....                            | 11.3                          | 13.0                                            | 14.5                | 20.9             | 13.0             | 18.1                                             | 12.2             | 12.0             | 3.8                                 | 7.9              |
| Caught in equipment or object ..                       | 7.1                           | 11.6                                            | 18.7                | 11.8             | 16.3             | 6.7                                              | 8.8              | 5.1              | ( <sup>6</sup> )                    | 2.8              |
| Fall to lower level .....                              | 9.8                           | 16.1                                            | 15.5                | 37.9             | 6.2              | 21.0                                             | 10.9             | 6.9              | 4.0                                 | 6.0              |
| Fall on same level .....                               | 19.9                          | 19.0                                            | 17.6                | 20.8             | 14.9             | 27.9                                             | 17.5             | 24.8             | 9.1                                 | 21.2             |
| Slip, trip, loss of balance—without fall .....         | 5.5                           | 5.0                                             | 3.1                 | 8.0              | 4.8              | 10.3                                             | 5.1              | 5.8              | 1.9                                 | 5.0              |
| Overexertion .....                                     | 43.1                          | 33.3                                            | 53.6                | 57.2             | 42.9             | 74.2                                             | 52.3             | 40.6             | 10.6                                | 41.2             |
| Overexertion in lifting .....                          | 23.6                          | 18.2                                            | 19.8                | 30.3             | 22.2             | 37.3                                             | 31.9             | 26.7             | 6.1                                 | 20.8             |
| Repetitive motion .....                                | 6.6                           | 4.6                                             | ( <sup>6</sup> )    | 4.9              | 14.7             | 8.1                                              | 4.2              | 4.9              | 5.2                                 | 4.2              |
| Exposure to harmful substances .....                   | 6.8                           | 12.6                                            | 7.8                 | 7.3              | 8.8              | 7.8                                              | 3.8              | 7.6              | 2.0                                 | 6.4              |
| Transportation accidents .....                         | 7.1                           | 12.0                                            | 4.4                 | 11.3             | 3.6              | 26.0                                             | 14.0             | 3.9              | 3.0                                 | 5.3              |
| Fires and explosions .....                             | ( <sup>6</sup> )              | ( <sup>6</sup> )                                | 1.0                 | ( <sup>6</sup> ) | ( <sup>6</sup> ) | ( <sup>6</sup> )                                 | ( <sup>6</sup> ) | ( <sup>6</sup> ) | —                                   | ( <sup>6</sup> ) |
| Assaults and violent acts by person .....              | 2.1                           | ( <sup>6</sup> )                                | —                   | ( <sup>6</sup> ) | ( <sup>6</sup> ) | 1.2                                              | ( <sup>6</sup> ) | 1.4              | ( <sup>6</sup> )                    | 4.9              |

<sup>1</sup> Incidence rates represent the number of injuries and illnesses per 10,000 full-time workers and were calculated as: (N/EH) x 20,000,000 where

N = number of injuries and illnesses  
 EH = total hours worked by all employees during the calendar year  
 20,000,000 = base for 10,000 equivalent full-time workers (working 40 hours per week, 50 weeks per year)

<sup>2</sup> Days-away-from-work cases include those that result in days away from work with or without job transfer or restriction.

<sup>3</sup> Excludes farms with fewer than 11 employees.

<sup>4</sup> Data for mining (Division B in the Standard Industrial Classification Manual, 1987 edition) include establishments not governed by the Mine Safety and Health Administration (MSHA) rules and reporting, such as those in oil and gas extraction. Data for mining operators in coal, metal, and nonmetal mining

are provided to BLS by the Mine Safety and Health Administration, U.S. Department of Labor. Independent mining contractors are excluded from the coal, metal, and nonmetal mining industries. These data do not reflect the changes OSHA made to its recordkeeping requirements effective January 1, 2002; therefore estimates for these industries are not comparable with estimates for other industries.

<sup>5</sup> Data for employers in railroad transportation are provided to BLS by the Federal Railroad Administration, U.S. Department of Transportation. These data do not reflect the changes OSHA made to its recordkeeping requirements effective January 1, 2002; therefore estimates for these industries are not comparable with estimates for other industries.

<sup>6</sup> Less than 1.0 case per 10,000 full-time workers.

NOTE: Dashes indicate data that are not available.

SOURCE: Bureau of Labor Statistics, U.S. Department of Labor

TABLE 7. Percent distribution of nonfatal occupational injuries and illnesses involving days away from work<sup>1</sup> by selected worker characteristics and number of days away from work, 2002

| Characteristic                                     | Total cases | Percent of days-away-from-work cases involving — |        |            |             |              |              |                 | Median days away from work |
|----------------------------------------------------|-------------|--------------------------------------------------|--------|------------|-------------|--------------|--------------|-----------------|----------------------------|
|                                                    |             | 1 day                                            | 2 days | 3 - 5 days | 6 - 10 days | 11 - 20 days | 21 - 30 days | 31 days or more |                            |
| Total [1,436,194 cases] .....                      | 100.0       | 15.0                                             | 11.2   | 18.6       | 12.4        | 11.0         | 6.7          | 25.1            | 7                          |
| <b>Sex:</b>                                        |             |                                                  |        |            |             |              |              |                 |                            |
| Male .....                                         | 100.0       | 14.6                                             | 10.9   | 18.1       | 12.4        | 11.3         | 6.9          | 25.7            | 8                          |
| Female .....                                       | 100.0       | 15.7                                             | 11.9   | 19.4       | 12.6        | 10.6         | 6.2          | 23.7            | 6                          |
| <b>Age:<sup>2</sup></b>                            |             |                                                  |        |            |             |              |              |                 |                            |
| 14 - 15 .....                                      | 100.0       | 4.6                                              | 17.3   | 4.1        | 50.8        | 1.0          | 9.6          | 12.7            | 7                          |
| 16 - 19 .....                                      | 100.0       | 19.8                                             | 17.9   | 25.3       | 12.7        | 10.4         | 4.9          | 9.0             | 4                          |
| 20 - 24 .....                                      | 100.0       | 19.8                                             | 13.8   | 22.4       | 12.9        | 10.9         | 5.5          | 14.7            | 5                          |
| 25 - 34 .....                                      | 100.0       | 17.1                                             | 12.5   | 19.6       | 12.7        | 10.7         | 6.5          | 21.0            | 6                          |
| 35 - 44 .....                                      | 100.0       | 14.1                                             | 10.9   | 17.9       | 12.3        | 10.8         | 6.6          | 27.4            | 8                          |
| 45 - 54 .....                                      | 100.0       | 12.4                                             | 9.7    | 16.8       | 12.1        | 11.8         | 7.4          | 29.8            | 10                         |
| 55 - 64 .....                                      | 100.0       | 11.4                                             | 8.6    | 15.8       | 12.3        | 11.6         | 7.3          | 33.0            | 12                         |
| 65 and over .....                                  | 100.0       | 11.7                                             | 7.9    | 17.0       | 12.0        | 9.7          | 7.6          | 34.2            | 12                         |
| <b>Occupation:</b>                                 |             |                                                  |        |            |             |              |              |                 |                            |
| Managerial and professional specialty .....        | 100.0       | 16.2                                             | 12.0   | 19.5       | 12.1        | 11.8         | 6.3          | 22.1            | 6                          |
| Technical, sales, and administrative support ..... | 100.0       | 17.2                                             | 11.7   | 19.3       | 12.4        | 10.3         | 5.8          | 23.3            | 6                          |
| Service .....                                      | 100.0       | 15.3                                             | 13.7   | 20.5       | 13.5        | 10.6         | 5.7          | 20.7            | 6                          |
| Farming, forestry, and fishing .....               | 100.0       | 16.2                                             | 12.4   | 20.2       | 12.3        | 10.9         | 6.7          | 21.4            | 6                          |
| Precision production, craft, and repair .....      | 100.0       | 14.8                                             | 10.1   | 17.2       | 11.2        | 11.1         | 7.6          | 28.0            | 9                          |
| Operators, fabricators, and laborers .....         | 100.0       | 13.6                                             | 10.2   | 17.6       | 12.6        | 11.4         | 7.2          | 27.4            | 9                          |
| <b>Length of service with employer:</b>            |             |                                                  |        |            |             |              |              |                 |                            |
| Less than 3 months .....                           | 100.0       | 17.6                                             | 13.3   | 20.2       | 12.6        | 10.5         | 6.1          | 19.7            | 5                          |
| 3 - 11 months .....                                | 100.0       | 15.7                                             | 12.6   | 20.2       | 12.8        | 10.4         | 6.3          | 22.0            | 6                          |
| 1 - 5 years .....                                  | 100.0       | 15.6                                             | 11.2   | 18.4       | 12.6        | 11.1         | 6.5          | 24.6            | 7                          |
| More than 5 years .....                            | 100.0       | 12.7                                             | 9.4    | 17.0       | 11.9        | 11.7         | 7.4          | 29.9            | 10                         |
| <b>Race or ethnic origin:</b>                      |             |                                                  |        |            |             |              |              |                 |                            |
| White, non-Hispanic .....                          | 100.0       | 16.2                                             | 11.6   | 18.8       | 12.2        | 10.6         | 6.9          | 23.7            | 7                          |
| Black, non-Hispanic .....                          | 100.0       | 14.0                                             | 12.2   | 20.0       | 12.3        | 12.0         | 6.4          | 23.1            | 7                          |
| Hispanic .....                                     | 100.0       | 13.3                                             | 12.5   | 18.0       | 12.6        | 10.9         | 6.3          | 26.4            | 7                          |
| Asian or Pacific Islander .....                    | 100.0       | 12.6                                             | 11.2   | 21.9       | 12.5        | 10.9         | 7.0          | 23.8            | 7                          |
| American Indian or Alaskan Native .....            | 100.0       | 14.8                                             | 11.7   | 17.8       | 11.2        | 13.3         | 6.2          | 25.1            | 8                          |
| Multi-race .....                                   | 100.0       | 15.5                                             | 12.6   | 39.9       | 6.0         | 3.2          | 7.1          | 15.7            | 3                          |

<sup>1</sup> Days-away-from-work cases include those that result in days away from work with or without job transfer or restriction.

<sup>2</sup> Information is not shown separately for injured workers under age 14; they accounted for fewer than 50 cases.

NOTE: Because of rounding and nonclassifiable responses, percentages may not add to 100.

SOURCE: Bureau of Labor Statistics, U.S. Department of Labor

**TABLE 8. Percent distribution of nonfatal occupational injuries and illnesses involving days away from work<sup>1</sup> by selected occupation and number of days away from work, 2002**

| Occupation                                                   | Total cases | Percent of days-away-from-work cases involving — |        |            |             |              |              |                 | Median days away from work |
|--------------------------------------------------------------|-------------|--------------------------------------------------|--------|------------|-------------|--------------|--------------|-----------------|----------------------------|
|                                                              |             | 1 day                                            | 2 days | 3 - 5 days | 6 - 10 days | 11 - 20 days | 21 - 30 days | 31 days or more |                            |
| Total [1,436,194 cases] .....                                | 100.0       | 15.0                                             | 11.2   | 18.6       | 12.4        | 11.0         | 6.7          | 25.1            | 7                          |
| Truck drivers .....                                          | 100.0       | 9.3                                              | 7.6    | 15.8       | 14.3        | 11.5         | 8.0          | 33.5            | 13                         |
| Nursing aides, orderlies .....                               | 100.0       | 16.0                                             | 11.5   | 22.0       | 15.4        | 10.5         | 6.2          | 18.5            | 6                          |
| Laborers, nonconstruction .....                              | 100.0       | 15.5                                             | 11.0   | 18.8       | 13.4        | 11.2         | 7.7          | 22.4            | 7                          |
| Janitors and cleaners .....                                  | 100.0       | 13.2                                             | 13.7   | 20.5       | 10.9        | 12.3         | 6.0          | 23.4            | 7                          |
| Construction laborers .....                                  | 100.0       | 12.5                                             | 10.1   | 18.5       | 11.2        | 12.0         | 8.1          | 27.5            | 9                          |
| Assemblers .....                                             | 100.0       | 15.2                                             | 10.5   | 16.7       | 11.7        | 11.5         | 7.0          | 27.5            | 8                          |
| Carpenters .....                                             | 100.0       | 13.2                                             | 11.4   | 17.9       | 11.4        | 10.7         | 7.3          | 28.0            | 9                          |
| Supervisors and proprietors, sales ..                        | 100.0       | 14.0                                             | 12.4   | 19.3       | 15.8        | 10.4         | 4.6          | 23.5            | 6                          |
| Cooks .....                                                  | 100.0       | 16.9                                             | 14.6   | 21.0       | 13.5        | 7.8          | 3.9          | 22.3            | 5                          |
| Sales workers, other commodities ..                          | 100.0       | 16.8                                             | 12.1   | 22.4       | 9.8         | 10.3         | 6.1          | 22.5            | 5                          |
| Cashiers .....                                               | 100.0       | 18.0                                             | 10.5   | 20.2       | 12.4        | 8.9          | 4.7          | 25.3            | 6                          |
| Registered nurses .....                                      | 100.0       | 16.2                                             | 12.5   | 19.1       | 12.8        | 11.9         | 6.2          | 21.3            | 6                          |
| Miscellaneous food preparation .....                         | 100.0       | 13.0                                             | 20.2   | 22.3       | 12.0        | 9.6          | 5.7          | 17.2            | 5                          |
| Stock handlers and baggers .....                             | 100.0       | 16.2                                             | 13.5   | 21.6       | 11.3        | 10.4         | 5.7          | 21.4            | 5                          |
| Maids and housemen .....                                     | 100.0       | 11.9                                             | 15.2   | 20.9       | 10.5        | 9.2          | 5.7          | 26.5            | 6                          |
| Welders and cutters .....                                    | 100.0       | 20.7                                             | 13.8   | 19.6       | 8.8         | 9.6          | 5.1          | 22.4            | 5                          |
| Groundskeepers and gardeners, except farm .....              | 100.0       | 17.5                                             | 14.8   | 21.6       | 9.0         | 9.8          | 4.1          | 23.2            | 5                          |
| Electricians .....                                           | 100.0       | 17.8                                             | 9.3    | 16.0       | 7.6         | 12.2         | 8.4          | 28.5            | 10                         |
| Driver-sales workers .....                                   | 100.0       | 13.3                                             | 8.5    | 19.4       | 14.2        | 12.8         | 6.6          | 25.3            | 8                          |
| Shipping and receiving clerks .....                          | 100.0       | 17.8                                             | 10.7   | 19.4       | 10.7        | 9.8          | 6.6          | 24.9            | 6                          |
| Mechanics, automobile .....                                  | 100.0       | 20.7                                             | 10.0   | 18.7       | 12.0        | 10.0         | 7.6          | 20.9            | 6                          |
| Kitchen workers .....                                        | 100.0       | 14.9                                             | 17.9   | 19.9       | 14.3        | 9.6          | 4.1          | 19.4            | 5                          |
| Plumbers, pipefitters, and steamfitters .....                | 100.0       | 15.9                                             | 9.4    | 16.8       | 11.2        | 9.2          | 8.7          | 28.8            | 10                         |
| Health aides, except nursing .....                           | 100.0       | 22.2                                             | 16.0   | 20.2       | 10.4        | 10.4         | 5.2          | 15.7            | 4                          |
| Waiters and waitresses .....                                 | 100.0       | 23.4                                             | 11.6   | 15.0       | 12.1        | 14.5         | 6.3          | 17.1            | 5                          |
| Farm workers .....                                           | 100.0       | 11.5                                             | 13.0   | 21.4       | 12.0        | 13.6         | 8.7          | 19.8            | 7                          |
| Repairers, industrial machinery .....                        | 100.0       | 15.3                                             | 10.2   | 15.3       | 9.7         | 12.3         | 7.6          | 29.6            | 10                         |
| Guards and police, except public ....                        | 100.0       | 16.4                                             | 13.4   | 17.1       | 13.6        | 11.4         | 4.4          | 23.7            | 7                          |
| Industrial truck operators .....                             | 100.0       | 10.0                                             | 8.6    | 18.4       | 13.7        | 11.3         | 6.7          | 31.3            | 10                         |
| Stock and inventory clerks .....                             | 100.0       | 16.1                                             | 10.1   | 18.1       | 10.7        | 11.9         | 3.9          | 29.1            | 8                          |
| Supervisors, production workers .....                        | 100.0       | 17.4                                             | 13.8   | 15.9       | 11.2        | 15.3         | 5.7          | 20.7            | 7                          |
| Mechanics, bus, truck, stationary engine .....               | 100.0       | 15.7                                             | 10.4   | 16.9       | 8.8         | 12.7         | 7.9          | 27.5            | 9                          |
| Licensed practical nurses .....                              | 100.0       | 15.8                                             | 18.9   | 21.5       | 11.4        | 8.3          | 3.9          | 20.2            | 4                          |
| Heating, air conditioning, and refrigeration mechanics ..... | 100.0       | 13.4                                             | 15.5   | 15.4       | 11.3        | 7.7          | 7.5          | 29.3            | 8                          |
| Machinists .....                                             | 100.0       | 16.3                                             | 10.0   | 17.9       | 10.5        | 11.4         | 8.2          | 25.6            | 8                          |
| General office clerks .....                                  | 100.0       | 21.5                                             | 11.8   | 15.8       | 10.7        | 7.1          | 7.2          | 25.9            | 6                          |
| Hand packers and packagers .....                             | 100.0       | 13.8                                             | 10.9   | 20.7       | 9.7         | 9.5          | 5.2          | 30.3            | 7                          |
| Garage and service station related occupations .....         | 100.0       | 12.8                                             | 13.9   | 22.0       | 11.8        | 10.8         | 6.9          | 21.8            | 6                          |

<sup>1</sup> Days-away-from-work cases include those that result in days away from work with or without job transfer or restriction.

NOTE: Because of rounding and nonclassifiable responses, percentages may not add to 100.

SOURCE: Bureau of Labor Statistics, U.S. Department of Labor

TABLE 9. Percent distribution of nonfatal occupational injuries and illnesses involving days away from work<sup>1</sup> by selected injury or illness characteristics and number of days away from work, 2002

| Characteristic                                         | Total cases | Percent of days-away-from-work cases involving — |        |            |             |              |              |                 | Median days away from work |
|--------------------------------------------------------|-------------|--------------------------------------------------|--------|------------|-------------|--------------|--------------|-----------------|----------------------------|
|                                                        |             | 1 day                                            | 2 days | 3 - 5 days | 6 - 10 days | 11 - 20 days | 21 - 30 days | 31 days or more |                            |
| Total [1,436,194 cases] .....                          | 100.0       | 15.0                                             | 11.2   | 18.6       | 12.4        | 11.0         | 6.7          | 25.1            | 7                          |
| <b>Nature of injury or illness:</b>                    |             |                                                  |        |            |             |              |              |                 |                            |
| Sprains, strains .....                                 | 100.0       | 12.5                                             | 10.6   | 20.1       | 13.7        | 11.6         | 6.4          | 25.1            | 7                          |
| Bruises, contusions .....                              | 100.0       | 20.5                                             | 15.2   | 22.9       | 12.2        | 9.6          | 4.5          | 15.1            | 4                          |
| Cuts, lacerations .....                                | 100.0       | 24.3                                             | 17.6   | 19.4       | 14.4        | 9.2          | 4.7          | 10.4            | 3                          |
| Fractures .....                                        | 100.0       | 6.3                                              | 4.7    | 10.6       | 9.0         | 12.5         | 10.0         | 46.7            | 29                         |
| Heat burns .....                                       | 100.0       | 21.5                                             | 12.1   | 23.8       | 13.2        | 13.1         | 6.3          | 10.1            | 4                          |
| Carpal tunnel syndrome .....                           | 100.0       | 4.3                                              | 3.5    | 10.2       | 7.3         | 14.0         | 11.6         | 49.1            | 30                         |
| Tendonitis .....                                       | 100.0       | 7.1                                              | 7.4    | 17.5       | 12.0        | 13.2         | 9.7          | 33.2            | 15                         |
| Chemical burns .....                                   | 100.0       | 34.1                                             | 20.4   | 21.3       | 10.2        | 7.1          | 2.9          | 4.1             | 2                          |
| Amputations .....                                      | 100.0       | 7.0                                              | 3.5    | 10.1       | 9.6         | 14.1         | 12.3         | 43.4            | 26                         |
| Multiple traumatic injuries .....                      | 100.0       | 12.5                                             | 9.1    | 18.5       | 12.0        | 11.2         | 6.0          | 30.7            | 9                          |
| <b>Part of body affected by the injury or illness:</b> |             |                                                  |        |            |             |              |              |                 |                            |
| Head .....                                             | 100.0       | 35.5                                             | 19.8   | 19.3       | 10.1        | 5.8          | 2.5          | 6.9             | 2                          |
| Eye .....                                              | 100.0       | 43.5                                             | 22.6   | 19.3       | 7.8         | 2.4          | 1.4          | 2.9             | 2                          |
| Neck .....                                             | 100.0       | 16.6                                             | 11.7   | 17.6       | 12.2        | 8.2          | 6.2          | 27.5            | 7                          |
| Trunk .....                                            | 100.0       | 11.7                                             | 10.5   | 19.3       | 13.4        | 11.6         | 7.2          | 26.3            | 8                          |
| Shoulder .....                                         | 100.0       | 9.6                                              | 7.7    | 15.6       | 12.0        | 10.8         | 7.0          | 37.4            | 15                         |
| Back .....                                             | 100.0       | 12.5                                             | 11.5   | 21.0       | 14.3        | 11.1         | 6.2          | 23.4            | 7                          |
| Upper extremities .....                                | 100.0       | 16.7                                             | 11.8   | 17.9       | 12.1        | 11.5         | 6.7          | 23.3            | 7                          |
| Wrist .....                                            | 100.0       | 11.1                                             | 7.2    | 14.9       | 10.0        | 12.8         | 8.6          | 35.4            | 15                         |
| Hand, except finger .....                              | 100.0       | 19.5                                             | 12.8   | 21.6       | 14.0        | 11.2         | 5.1          | 15.8            | 5                          |
| Finger .....                                           | 100.0       | 20.3                                             | 14.9   | 18.6       | 12.9        | 11.1         | 5.9          | 16.2            | 5                          |
| Lower extremities .....                                | 100.0       | 12.5                                             | 9.7    | 18.6       | 12.5        | 11.8         | 7.5          | 27.4            | 9                          |
| Knee .....                                             | 100.0       | 9.3                                              | 8.1    | 15.0       | 12.2        | 12.3         | 8.7          | 34.4            | 14                         |
| Foot, except toe .....                                 | 100.0       | 13.4                                             | 11.5   | 19.9       | 11.9        | 10.8         | 7.4          | 25.1            | 7                          |
| Toe .....                                              | 100.0       | 17.3                                             | 10.7   | 21.2       | 12.8        | 12.6         | 9.8          | 15.6            | 6                          |
| Body systems .....                                     | 100.0       | 21.0                                             | 14.1   | 19.8       | 11.7        | 8.3          | 3.7          | 21.3            | 4                          |
| Multiple parts .....                                   | 100.0       | 13.6                                             | 9.8    | 16.4       | 11.4        | 10.6         | 6.3          | 31.8            | 10                         |

See footnotes at end of table.

TABLE 9. Percent distribution of nonfatal occupational injuries and illnesses involving days away from work<sup>1</sup> by selected injury or illness characteristics and number of days away from work, 2002 — Continued

| Characteristic                                         | Total cases | Percent of days-away-from-work cases involving — |        |            |             |              |              |                 | Median days away from work |
|--------------------------------------------------------|-------------|--------------------------------------------------|--------|------------|-------------|--------------|--------------|-----------------|----------------------------|
|                                                        |             | 1 day                                            | 2 days | 3 - 5 days | 6 - 10 days | 11 - 20 days | 21 - 30 days | 31 days or more |                            |
| <b>Source of injury or illness:</b>                    |             |                                                  |        |            |             |              |              |                 |                            |
| Chemicals and chemical products .....                  | 100.0       | 29.1                                             | 19.2   | 22.9       | 9.5         | 8.7          | 3.4          | 7.2             | 3                          |
| Containers .....                                       | 100.0       | 13.8                                             | 11.3   | 19.6       | 13.5        | 11.3         | 6.8          | 23.7            | 7                          |
| Furniture and fixtures .....                           | 100.0       | 16.9                                             | 13.2   | 20.1       | 12.6        | 11.1         | 8.2          | 18.1            | 5                          |
| Machinery .....                                        | 100.0       | 14.4                                             | 12.4   | 18.8       | 11.9        | 12.1         | 6.5          | 23.9            | 7                          |
| Parts and materials .....                              | 100.0       | 15.4                                             | 11.0   | 18.9       | 12.6        | 11.2         | 7.3          | 23.6            | 7                          |
| Worker motion or position .....                        | 100.0       | 11.4                                             | 8.5    | 17.1       | 12.7        | 12.0         | 8.1          | 30.3            | 11                         |
| Floors, walkways, ground surfaces .....                | 100.0       | 12.1                                             | 9.7    | 17.1       | 11.2        | 11.2         | 6.8          | 31.9            | 10                         |
| Tools, instruments, and equipment .....                | 100.0       | 20.2                                             | 14.8   | 19.8       | 12.4        | 9.1          | 5.9          | 17.9            | 5                          |
| Vehicles .....                                         | 100.0       | 12.1                                             | 10.3   | 17.4       | 11.8        | 11.5         | 6.3          | 30.5            | 10                         |
| Health care patient .....                              | 100.0       | 14.9                                             | 12.7   | 21.2       | 16.6        | 11.0         | 5.6          | 18.1            | 6                          |
| <b>Event or exposure leading to injury or illness:</b> |             |                                                  |        |            |             |              |              |                 |                            |
| Contact with objects and equipment .....               | 100.0       | 20.7                                             | 14.1   | 19.4       | 12.4        | 9.9          | 5.6          | 17.9            | 5                          |
| Struck by object .....                                 | 100.0       | 20.8                                             | 14.5   | 19.5       | 12.8        | 9.4          | 5.6          | 17.2            | 5                          |
| Struck against object .....                            | 100.0       | 19.0                                             | 13.5   | 20.5       | 13.6        | 10.6         | 5.3          | 17.6            | 5                          |
| Caught in equipment or object ..                       | 100.0       | 15.5                                             | 11.8   | 18.4       | 11.0        | 12.2         | 7.4          | 23.7            | 7                          |
| Fall to lower level .....                              | 100.0       | 10.0                                             | 8.1    | 15.9       | 10.4        | 12.2         | 6.8          | 36.6            | 14                         |
| Fall on same level .....                               | 100.0       | 14.0                                             | 10.9   | 17.8       | 10.8        | 10.3         | 6.7          | 29.5            | 9                          |
| Slip, trip, loss of balance—without fall .....         | 100.0       | 13.6                                             | 10.5   | 20.0       | 13.0        | 11.4         | 7.0          | 24.6            | 7                          |
| Overexertion .....                                     | 100.0       | 11.8                                             | 10.6   | 19.3       | 13.5        | 11.9         | 7.2          | 25.7            | 8                          |
| Overexertion in lifting .....                          | 100.0       | 12.1                                             | 10.6   | 19.8       | 13.5        | 12.6         | 7.3          | 24.0            | 8                          |
| Repetitive motion .....                                | 100.0       | 7.2                                              | 5.2    | 12.3       | 10.0        | 13.1         | 9.1          | 43.2            | 23                         |
| Exposure to harmful substances .....                   | 100.0       | 27.6                                             | 15.6   | 22.8       | 11.2        | 9.0          | 4.0          | 9.8             | 3                          |
| Transportation accidents .....                         | 100.0       | 10.8                                             | 9.7    | 16.5       | 11.8        | 11.3         | 6.4          | 33.6            | 12                         |
| Fires and explosions .....                             | 100.0       | 12.1                                             | 9.4    | 9.2        | 18.3        | 19.6         | 11.5         | 19.8            | 12                         |
| Assaults and violent acts by person .....              | 100.0       | 16.6                                             | 13.9   | 19.7       | 12.0        | 14.6         | 4.9          | 18.2            | 5                          |

<sup>1</sup> Days-away-from-work cases include those that result in days away from work with or without job transfer or restriction.

NOTE: Because of rounding and nonclassifiable responses, percentages may not add to 100.

SOURCE: Bureau of Labor Statistics, U.S. Department of Labor

TABLE 10. Percent distribution of nonfatal occupational injuries and illnesses involving days away from work<sup>1</sup> by industry division and number of days away from work, 2002

| Industry                                               | Total cases | Percent of days-away-from-work cases involving — |        |            |             |              |              |                 | Median days away from work |
|--------------------------------------------------------|-------------|--------------------------------------------------|--------|------------|-------------|--------------|--------------|-----------------|----------------------------|
|                                                        |             | 1 day                                            | 2 days | 3 - 5 days | 6 - 10 days | 11 - 20 days | 21 - 30 days | 31 days or more |                            |
| Private industry <sup>2</sup> [1,436,194 cases] .....  | 100.0       | 15.0                                             | 11.2   | 18.6       | 12.4        | 11.0         | 6.7          | 25.1            | 7                          |
| <b>Goods producing:</b>                                |             |                                                  |        |            |             |              |              |                 |                            |
| Agriculture, forestry, and fishing <sup>2</sup> .....  | 100.0       | 15.3                                             | 13.3   | 18.8       | 12.1        | 10.7         | 7.3          | 22.5            | 7                          |
| Mining <sup>3</sup> .....                              | 100.0       | 6.4                                              | 7.3    | 12.6       | 11.9        | 11.1         | 6.7          | 44.0            | 21                         |
| Construction .....                                     | 100.0       | 13.6                                             | 10.1   | 17.9       | 10.9        | 11.0         | 7.5          | 28.9            | 10                         |
| Manufacturing .....                                    | 100.0       | 15.4                                             | 10.6   | 17.3       | 11.8        | 11.8         | 7.2          | 26.0            | 8                          |
| Durable goods .....                                    | 100.0       | 15.8                                             | 10.5   | 17.1       | 11.8        | 11.8         | 7.0          | 26.1            | 8                          |
| Nondurable goods .....                                 | 100.0       | 14.7                                             | 10.9   | 17.6       | 11.7        | 11.9         | 7.4          | 25.7            | 8                          |
| <b>Service producing:</b>                              |             |                                                  |        |            |             |              |              |                 |                            |
| Transportation and public utilities <sup>4</sup> ..... | 100.0       | 11.0                                             | 7.7    | 15.7       | 14.2        | 11.9         | 7.2          | 32.3            | 12                         |
| Wholesale trade .....                                  | 100.0       | 15.9                                             | 10.6   | 19.5       | 12.6        | 11.2         | 6.8          | 23.3            | 7                          |
| Retail trade .....                                     | 100.0       | 16.2                                             | 13.0   | 19.4       | 12.5        | 10.2         | 6.2          | 22.6            | 6                          |
| Finance, insurance, and real estate ...                | 100.0       | 15.6                                             | 13.1   | 18.1       | 11.4        | 11.0         | 6.4          | 24.4            | 7                          |
| Services .....                                         | 100.0       | 16.0                                             | 12.6   | 20.5       | 12.9        | 10.7         | 6.0          | 21.4            | 6                          |

<sup>1</sup> Days-away-from-work cases include those that result in days away from work with or without job transfer or restriction.

<sup>2</sup> Excludes farms with fewer than 11 employees.

<sup>3</sup> Data for mining (Division B in the Standard Industrial Classification Manual, 1987 edition) include establishments not governed by the Mine Safety and Health Administration (MSHA) rules and reporting, such as those in oil and gas extraction. Data for mining operators in coal, metal, and nonmetal mining are provided to BLS by the Mine Safety and Health Administration, U.S. Department of Labor. Independent mining contractors are excluded from the coal, metal, and nonmetal mining industries. These data do not reflect the changes OSHA made to its recordkeeping

requirements effective January 1, 2002; therefore estimates for these industries are not comparable with estimates for other industries.

<sup>4</sup> Data for employers in railroad transportation are provided to BLS by the Federal Railroad Administration, U.S. Department of Transportation. These data do not reflect the changes OSHA made to its recordkeeping requirements effective January 1, 2002; therefore estimates for these industries are not comparable with estimates for other industries.

NOTE: Because of rounding and nonclassifiable responses, percentages may not add to 100.

SOURCE: Bureau of Labor Statistics, U.S. Department of Labor