

Japan: Price Movements of Top Imports and Other Highlights

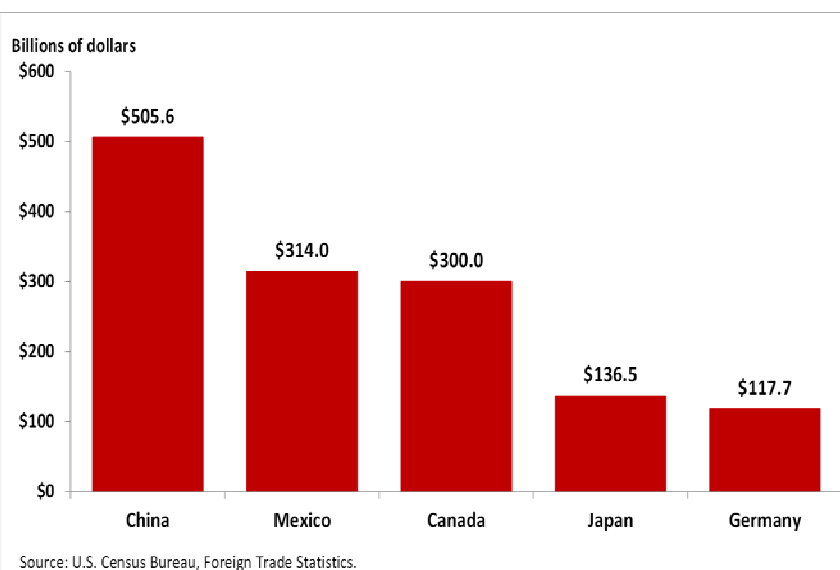
2018

www.bls.gov/mxp

In 2017, import prices from Japan declined 1.1 percent after increasing 1.6 percent in 2016 and decreasing 2.9 percent in 2015. The import price index for transportation equipment manufacturing from Japan fell 2.0 percent in 2017 while machinery manufacturing prices advanced 0.3 percent. Both industries accounted for a combined 61.3 percent of the total Japanese imports.



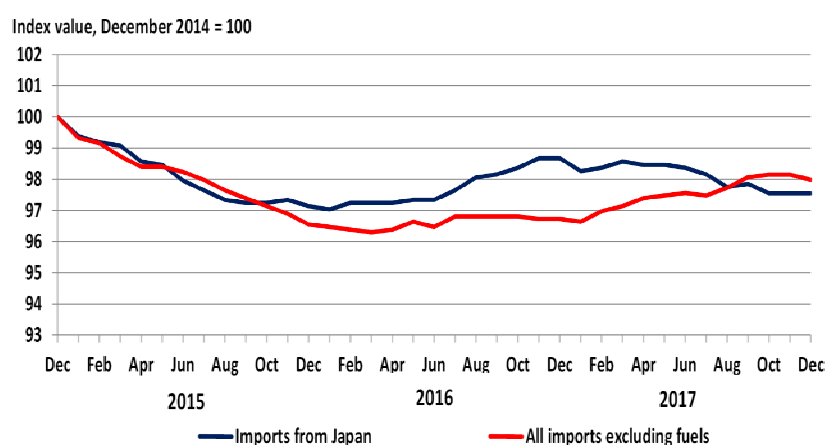
Top Five U.S. Import Trade Partners by Trade Dollar-Value, 2017



- The United States imported over \$136.5 billion worth of goods from Japan, accounting for 5.8 percent of total imports and ranking fourth as a U.S. import trade partner.
- The dollar value of imports from Japan rose 3.3 in 2017, following a 0.6-percent increase in 2016. Previously the dollar value fell 10.3 percent between 2012 and 2015.
- In 2017, the dollar value of imports for all of the top five import trade partners of the U.S. increased in value.

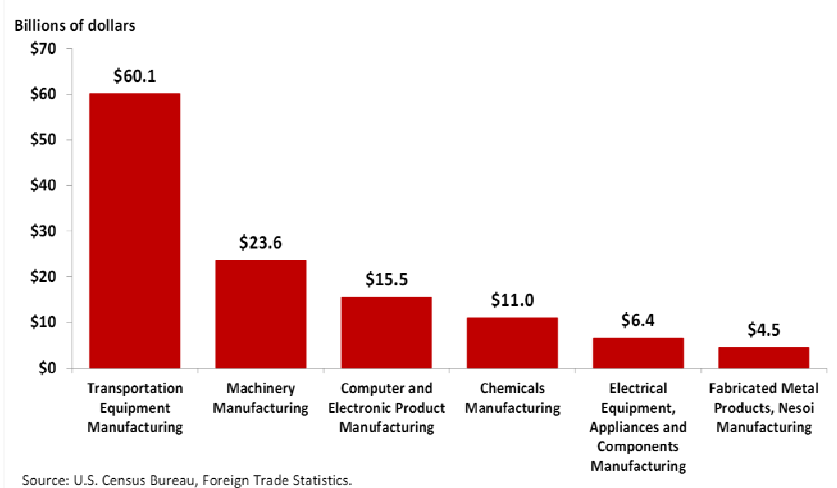
U.S. Import Price Indexes: Japan

- Japanese import prices decreased 0.3 percent during the fourth quarter of 2017 while prices for overall imports excluding fuels declined 0.1 percent during the same period.
- The price index for imports from Japan fell 1.1 percent in 2017.
- Declining import prices for Japanese transportation equipment manufacturing and computer and electronic product manufacturing more than offset rising prices for machinery manufacturing in 2017.

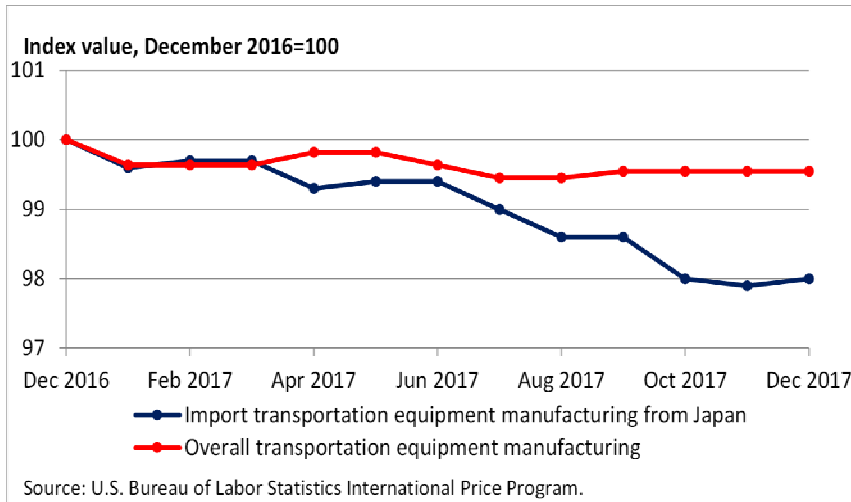


Top Six Imports from Japan by Trade Dollar-Value, 2017

- The largest 6 import industries from Japan remained unchanged between 2016 and 2017.
- Transportation equipment manufacturing, the largest import industry, accounted for 44.0 percent of all imports from Japan.
- Machinery manufacturing, the second largest import, accounted for 17.3 percent of the total Japanese imports.
- The top six import industries from Japan made up 88.7 percent of the total value.



U.S. Import Price Indexes: Transportation Equipment Manufacturing from Japan



- Import prices for transportation equipment manufacturing from Japan decreased 0.6 percent during the last quarter of 2017.
- Prices for import transportation equipment manufacturing from Japan declined 2.0 percent between December 2016 and December 2017.
- Import transportation equipment manufacturing prices from Japan fell 2.1 percent for the year ended in November 2017, the largest 12-month decline since the index was first published in December 2014.

U.S. Import Price Indexes: Machinery Manufacturing from Japan

- Japanese import prices for machinery manufacturing decreased 0.4 percent during the last 3 months of 2017.
- Prices for Japanese imports of machinery manufacturing advanced 0.3 percent in 2017.
- Japanese import prices for machinery manufacturing have not recorded an over-the-year decline since decreasing 0.4 percent for the year ended July 2016.

