

PPI Detailed Report

Data for March 2024



U.S. Department of Labor

U.S. Bureau of Labor Statistics

A composite image with a yellow-green tint. The background shows a large industrial machine, possibly a welding station, with bright sparks flying out. In the foreground, a man and a woman are sitting at a desk, looking at a laptop and some papers. The overall scene suggests a connection between industry and data analysis.

**Mining • Manufacturing • Services
Agriculture • Utilities • Construction**

PPI Detailed Report Data for March 2024

Editors

Joseph Kowal
Gabriel Vera
Timothy Schermerhorn
Nachelle Jackson

Vol. 28, No. 3

Contents

	<i>Page</i>
Producer Price Indexes, March 2024	1
PPI Industry Net Output Ratios to be Updated with 2017 Input-Output Data	6
Charts	
Final demand	7
Processed goods for intermediate demand	8
Unprocessed goods for intermediate demand	9
Services for intermediate demand	10
Tables	
Producer Price Indexes	
1. Final demand – intermediate demand weights and percent changes, seasonally adjusted	11
2. Selected commodity groupings percent changes by final demand – intermediate demand category	17
3. Final demand – intermediate demand indexes, seasonally adjusted	27
4. Final demand – intermediate demand weights and percent changes, not seasonally adjusted	33
5. Final demand – intermediate demand indexes, not seasonally adjusted	39
6. Selected commodity and service groupings percent changes, not seasonally adjusted	45
7. Commodity and service groupings and individual items, percent changes, not seasonally adjusted	47
8. Commodity and service groupings and individual items, indexes and percent changes, seasonally adjusted	106
9. Commodity and service groupings and individual items indexes, not seasonally adjusted	130
10. Net output of selected industries and industry groups, indexes and percent changes.....	186
11. Net output of selected industries and their products indexes	188
12. Net output of selected industries and their products, percent changes	257
13. Special commodity groupings	330
14. Net inputs to industries, excluding capital investment, labor, and imports	332
Technical note	337

Producer Price Index Release Dates

The following is the schedule of release dates for Producer Price Index data for 2024. News releases are issued at 8:30 a.m. eastern time on each release date.

Reference Month	Release Date
December 2023	Jan. 12, 2024
January 2024	Feb. 16, 2024
February 2024	Mar. 14, 2024
March 2024	Apr. 11, 2024
April 2024	May 14, 2024
May 2024	Jun. 13, 2024
June 2024	Jul. 12, 2024
July 2024	Aug. 13, 2024
August 2024	Sep. 12, 2024
September 2024	Oct. 11, 2024
October 2024	Nov. 14, 2024
November 2024	Dec. 12, 2024

Producer Price Indexes – March 2024

The Producer Price Index for final demand rose 0.2 percent in March, seasonally adjusted. Final demand prices moved up 0.6 percent in February and 0.4 percent in January. (See table A.) On an unadjusted basis, the index for final demand increased 2.1 percent for the 12 months ended in March, the largest advance since rising 2.3 percent for the 12 months ended April 2023.

The March increase in the index for final demand is attributable to a 0.3-percent rise in prices for final demand services. In contrast, the index for final demand goods edged down 0.1 percent.

The index for final demand less foods, energy, and trade services moved up 0.2 percent in March after rising 0.3 percent in February. For the 12 months ended in March, prices for final demand less foods, energy, and trade services increased 2.8 percent.

Final Demand

Final demand services: The index for final demand services moved up 0.3 percent in March, the third consecutive rise. Leading the broad-based March increase, prices for final demand services less trade, transportation, and warehousing advanced 0.2 percent. The indexes for final demand trade services and for final demand transportation and warehousing services moved up 0.3 percent and 0.8 percent, respectively. (Trade indexes measure changes in margins received by wholesalers and retailers.)

Product detail: A major factor in the March increase in prices for final demand services was the index for securities brokerage, dealing, investment advice, and related services, which rose 3.1 percent. The indexes for professional and commercial equipment wholesaling; airline passenger services; investment banking; deposit services (partial); and computer hardware, software, and supplies retailing also moved higher. Conversely, prices for traveler accommodation services decreased 3.8 percent. The indexes for automobiles retailing (partial) and for machinery and equipment parts and supplies wholesaling also fell. (See table 2.)

Final demand goods: Prices for final demand goods decreased 0.1 percent in March after rising 1.2 percent in February. The decline is attributable to the index for final demand energy, which moved down 1.6 percent. In contrast, prices for final demand foods and for final demand goods less foods and energy advanced 0.8 percent and 0.1 percent, respectively.

Product detail: Leading the March decline in the index for final demand goods, prices for gasoline decreased 3.6 percent. The

indexes for chicken eggs, carbon steel scrap, jet fuel, and fresh fruits and melons also fell. Conversely, prices for processed poultry jumped 10.7 percent. The indexes for fresh and dry vegetables, residential electric power, and motor vehicles also moved higher.

Intermediate Demand by Commodity Type

Within intermediate demand in March, prices for processed goods declined 0.5 percent, the index for unprocessed goods fell 1.9 percent, and prices for services rose 0.2 percent. (See tables B and C.)

Processed goods for intermediate demand: In March, the index for processed goods for intermediate demand moved down 0.5 percent, the largest decline since falling 0.7 percent in November 2023. Leading the March decrease, prices for processed energy goods dropped 1.5 percent. The index for processed materials less foods and energy moved down 0.4 percent. In contrast, prices for processed foods and feeds advanced 0.6 percent. For the 12 months ended in March, the index for processed goods for intermediate demand fell 1.7 percent.

Product detail: A major factor in the March decline in prices for processed goods for intermediate demand was the index for natural gas to electric utilities, which decreased 6.4 percent. Prices for ethanol, cold rolled steel sheet and strip, gasoline, commercial electric power, and prepared animal feeds also fell. Conversely, the index for processed poultry jumped 10.7 percent. Prices for primary basic organic chemicals and for diesel fuel also rose.

Unprocessed goods for intermediate demand: The index for unprocessed goods for intermediate demand moved down 1.9 percent in March following a 0.7-percent decline in February. The March decrease can be attributed to prices for unprocessed energy materials, which fell 6.9 percent. In contrast, the index for unprocessed foodstuffs and feedstuffs advanced 2.2 percent, and prices for unprocessed nonfood materials less energy increased 0.2 percent. For the 12 months ended in March, the index for unprocessed goods for intermediate demand dropped 7.1 percent.

Product detail: Leading the March decrease in prices for unprocessed goods for intermediate demand, the index for natural gas dropped 37.0 percent. Prices for carbon steel scrap, slaughter chickens, crude petroleum, fresh fruits and melons, and ungraded chicken eggs also fell. Conversely, the index for livestock increased 5.4 percent. Prices for nonferrous metal ores and for corn also rose.

Chart 1. One-month percent changes in selected PPI final demand price indexes, seasonally adjusted

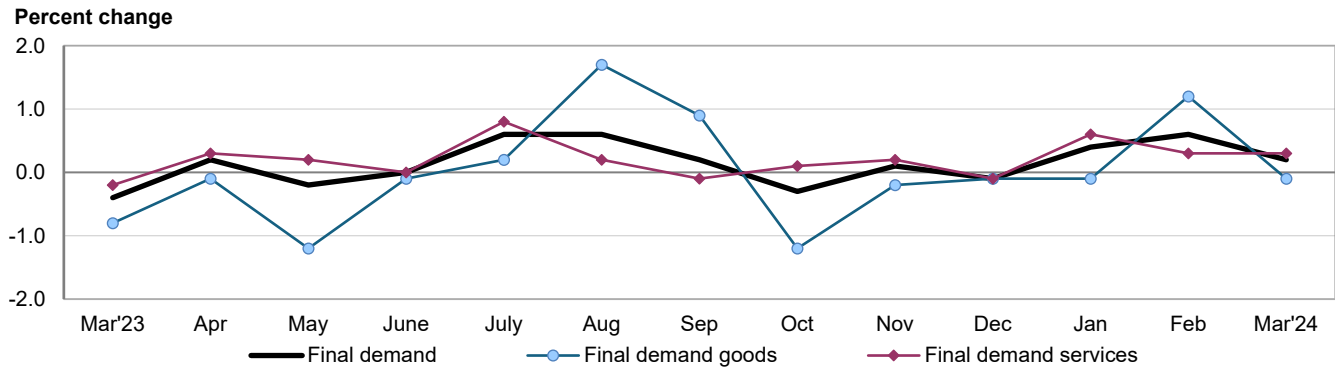


Chart 2. Twelve-month percent changes in selected PPI final demand price indexes, not seasonally adjusted

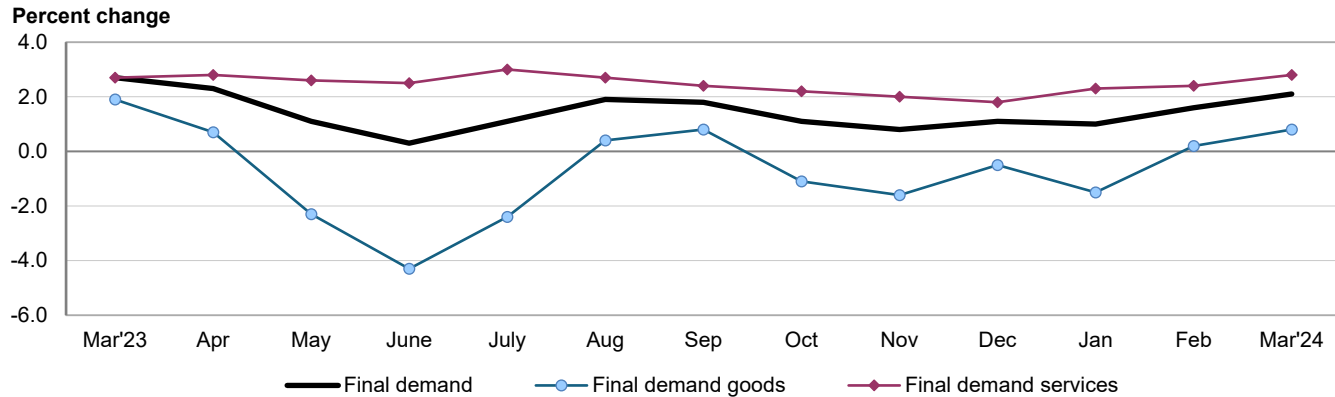


Table A. Monthly and 12-month percent changes in selected final demand price indexes, seasonally adjusted

Month	Total final demand	Final demand less foods, energy, and trade	Final demand goods				Final demand services				Change in final demand from 12 months ago (unadj.)	Change in final demand less foods, energy, and trade from 12 mo. ago (unadj.)
			Total	Foods	Energy	Less foods and energy	Total	Trade	Transportation and warehousing	Other		
2023												
Mar...	-0.4	0.1	-0.8	0.3	-4.6	0.2	-0.2	-0.7	-0.7	0.1	2.7	3.7
Apr....	0.2	0.2	-0.1	-0.7	-0.1	0.1	0.3	0.5	-2.2	0.5	2.3	3.4
May. ...	-0.2	0.0	-1.2	-0.8	-5.4	0.1	0.2	0.7	-0.7	0.1	1.1	2.9
June...	0.0	0.2	-0.1	-0.4	0.4	-0.1	0.0	-0.8	-0.3	0.5	0.3	2.9
July....	0.6	0.2	0.2	0.3	0.8	0.0	0.8	1.7	0.2	0.4	1.1	2.9
Aug....	0.6	0.2	1.7	-0.4	8.9	0.1	0.2	-0.1	0.0	0.3	1.9	2.9
Sept...	0.2	0.3	0.9	0.4	3.2	0.3	-0.1	-1.1	0.4	0.3	1.8	2.9
Oct....	-0.3	0.1	-1.2	0.2	-6.4	0.1	0.1	0.0	0.5	0.1	1.1	2.8
Nov. ¹ ..	0.1	0.1	-0.2	0.7	-2.0	0.1	0.2	0.4	-0.2	0.1	0.8	2.5
Dec. ¹ ..	-0.1	0.3	-0.1	0.0	-0.8	0.1	-0.1	-1.1	-0.1	0.4	1.1	2.7
2024												
Jan. ¹ ..	0.4	0.6	-0.1	-0.3	-1.2	0.3	0.6	0.2	-0.2	0.8	1.0	2.7
Feb. ¹ ..	0.6	0.3	1.2	1.1	4.1	0.3	0.3	0.1	1.1	0.3	1.6	2.7
Mar...	0.2	0.2	-0.1	0.8	-1.6	0.1	0.3	0.3	0.8	0.2	2.1	2.8

¹ Some of the figures shown above and elsewhere in this release may differ from those previously reported because data for November 2023 through February 2024 have been revised to reflect the availability of late reports and corrections by respondents.

Table B. Monthly and 12-month percent changes in selected intermediate demand price indexes for goods by commodity type, seasonally adjusted

Month	Processed goods for intermediate demand					Unprocessed goods for intermediate demand				
	Total	Foods and feeds	Energy goods	Less foods and energy	Total, change from 12 months ago (unadj.)	Total	Food-stuffs and feed-stuffs	Energy materials	Nonfood materials less energy	Total, change from 12 months ago (unadj.)
2023										
Mar.....	-0.8	-0.2	-3.1	-0.2	-1.0	-4.6	-0.6	-11.1	-0.6	-16.8
Apr.....	-0.7	-1.3	-3.4	0.2	-3.4	0.6	-2.2	3.7	1.0	-20.3
May.....	-1.4	-1.3	-5.9	-0.1	-7.2	-4.9	-4.1	-8.0	-1.7	-28.2
June.....	-0.5	-1.3	-0.6	-0.4	-9.4	-1.2	0.3	-2.8	-1.4	-32.1
July.....	-0.3	1.0	-0.2	-0.5	-7.6	2.5	-0.8	10.1	-2.9	-24.1
Aug.....	2.0	0.6	11.2	-0.2	-4.4	2.1	-0.1	6.0	-0.2	-26.2
Sept.....	0.5	0.7	2.1	0.0	-3.7	2.9	1.2	6.8	-0.4	-21.5
Oct.....	-1.0	-0.2	-4.3	-0.1	-4.6	-1.6	-2.1	-2.1	0.0	-14.8
Nov. ¹	-0.7	-0.5	-2.6	-0.3	-4.6	-2.1	-0.4	-5.3	0.7	-14.0
Dec. ¹	-0.4	0.1	-2.9	0.2	-2.8	-4.1	-3.3	-7.7	0.3	-18.7
2024										
Jan. ¹	-0.1	-1.6	-1.1	0.3	-3.8	1.5	-1.5	6.4	-1.3	-13.6
Feb. ¹	1.5	0.3	5.9	0.5	-2.0	-0.7	1.6	-2.0	-1.9	-9.7
Mar.....	-0.5	0.6	-1.5	-0.4	-1.7	-1.9	2.2	-6.9	0.2	-7.1

¹ Some of the figures shown above and elsewhere in this release may differ from those previously reported because data for November 2023 through February 2024 have been revised to reflect the availability of late reports and corrections by respondents.

Services for intermediate demand: Prices for services for intermediate demand moved up 0.2 percent in March after no change in February. The advance can be traced to a 0.3-percent increase in the index for services less trade, transportation, and warehousing for intermediate demand. Both margins for trade services for intermediate demand and prices for transportation and warehousing services for intermediate demand were unchanged. For the 12 months ended in March, the index for services for intermediate demand rose 3.6 percent.

Product detail: More than half of the March increase in the index for services for intermediate demand can be attributed to a 3.1-percent advance in prices for securities brokerage, dealing, investment advice, and related services. The indexes for investment banking; metals, minerals, and ores wholesaling; deposit services (partial); gross rents for office buildings; and airline passenger services also moved higher. In contrast, prices for television advertising time sales fell 8.4 percent. The indexes for arrangement of freight and cargo transportation and for machinery and equipment parts and supplies wholesaling also decreased.

Table C. Monthly and 12-month percent changes in selected intermediate demand price indexes for services by commodity type, seasonally adjusted

Month	Services for intermediate demand				Total, change from 12 months ago (unadj.)
	Total	Trade	Transportation and warehousing	Other	
2023					
Mar.....	-0.2	0.9	-0.9	-0.4	4.5
Apr.....	0.6	0.9	-1.0	0.9	4.4
May.....	0.1	-0.3	-0.4	0.4	3.9
June.....	0.0	-0.9	-0.2	0.3	4.4
July.....	0.7	2.1	0.9	0.2	4.7
Aug.....	-0.1	-0.6	-0.7	0.1	4.2
Sept.....	0.3	-0.4	0.8	0.4	4.0
Oct.....	0.0	1.5	0.4	-0.5	3.5
Nov. ¹	0.5	1.5	-0.2	0.4	3.2
Dec. ¹	0.4	-0.2	0.8	0.5	3.6
2024					
Jan. ¹	0.7	1.1	0.1	0.8	3.4
Feb. ¹	0.0	-1.5	1.2	0.1	3.1
Mar.....	0.2	0.0	0.0	0.3	3.6

¹ Some of the figures shown above and elsewhere in this release may differ from those previously reported because data for November 2023 through February 2024 have been revised to reflect the availability of late reports and corrections by respondents.

Intermediate Demand by Production Flow

Stage 4 intermediate demand: Prices for stage 4 intermediate demand moved up 0.2 percent in March, the fifth consecutive rise. In March, the index for total services inputs to stage 4 intermediate demand advanced 0.4 percent. In contrast, prices for total goods inputs declined 0.2 percent. Increases in the indexes for securities brokerage, dealing, investment advice, and related services; investment banking; processed poultry; metals, minerals, and ores wholesaling; gross rents for office buildings; and food and alcohol wholesaling outweighed decreases in the indexes for gasoline; machinery and equipment parts and supplies wholesaling; and gross rents for retail properties. For the 12 months ended in March, prices for stage 4 intermediate demand rose 2.1 percent.

Stage 3 intermediate demand: Prices for stage 3 intermediate demand were unchanged in March after increasing 1.0 percent in February. In March, the index for total goods inputs to stage 3 intermediate demand edged down 0.1 percent, while the index for total services inputs was unchanged. Falling prices for jet fuel, slaughter chickens, arrangement of freight and cargo transportation, cold rolled steel sheet and strip, and television advertising time sales offset advances in the indexes for livestock; raw milk; primary basic organic chemicals; corn; and metals, minerals, and ores wholesaling. For the 12 months ended in March, prices for stage 3 intermediate demand decreased 0.4 percent.

Stage 2 intermediate demand: The index for stage 2 intermediate demand decreased 1.3 percent in March, the largest decline since falling 1.4 percent in May 2023. In March, prices for total goods inputs to stage 2 intermediate demand dropped 3.1 percent, while the index for total services inputs was unchanged. Declining prices for gas fuels, carbon steel scrap, broadcast and network television advertising time sales, ethanol, crude petroleum, and arrangement of freight and cargo transportation outweighed increases in the indexes for deposit services (partial), primary basic organic chemicals, and nonferrous metal ores. For the 12 months ended in March, prices for stage 2 intermediate demand fell 0.4 percent.

Stage 1 intermediate demand: The index for stage 1 intermediate demand edged down 0.1 percent in March after increasing 0.4 percent in February. In March, prices for total goods inputs to stage 1 intermediate demand declined 0.7 percent. Conversely, the index for total services inputs moved up 0.5 percent. Decreasing prices for carbon steel scrap, ethanol, traveler accommodation services, natural gas to electric utilities, and cold rolled steel sheet and strip outweighed increases in the indexes for securities brokerage, dealing, investment advice, and related services; investment banking; primary basic organic chemicals; and metals, minerals, and ores wholesaling. For the 12 months ended in March, prices for stage 1 intermediate demand advanced 0.2 percent, the first increase since rising 0.7 percent in the 12 months ended March 2023.

Table D. Monthly percent changes in selected intermediate demand price indexes by production flow, seasonally adjusted

Month	Stage 4 intermediate demand			Stage 3 intermediate demand			Stage 2 intermediate demand			Stage 1 intermediate demand		
	Total	Goods inputs	Ser-vices inputs	Total	Goods inputs	Ser-vices inputs	Total	Goods inputs	Ser-vices inputs	Total	Goods inputs	Ser-vices inputs
2023												
Mar.....	-0.2	-0.4	0.0	-0.6	-0.9	-0.3	-2.5	-4.9	-0.6	-0.3	-0.8	0.1
Apr.....	0.2	-0.2	0.6	-0.4	-1.6	0.6	0.9	1.1	0.7	-0.2	-0.9	0.5
May.....	-0.1	-0.5	0.2	-1.2	-2.6	-0.1	-1.4	-4.0	0.5	-0.8	-1.5	-0.2
June.....	0.0	-0.1	0.0	-0.3	-0.4	-0.2	-1.0	-2.0	-0.2	-0.3	-0.6	0.1
July.....	0.4	-0.1	0.8	-0.3	-1.3	0.6	1.9	3.9	0.6	0.1	-0.7	0.9
Aug.....	0.4	0.6	0.3	1.0	3.1	-0.6	0.7	2.2	-0.4	1.3	2.4	0.2
Sept.....	0.3	0.3	0.3	0.5	0.9	0.3	1.2	3.0	-0.1	0.3	0.3	0.2
Oct.....	-0.3	-0.5	-0.2	-0.5	-1.7	0.4	-0.3	-1.1	0.4	-0.4	-0.8	-0.1
Nov. ¹	0.2	-0.3	0.5	-0.2	-1.1	0.6	-1.0	-2.5	0.2	-0.2	-0.9	0.6
Dec. ¹	0.2	0.0	0.4	-0.4	-1.6	0.6	-1.2	-3.4	0.4	-0.2	-0.7	0.3
2024												
Jan. ¹	0.6	-0.1	1.1	0.3	0.0	0.5	1.0	1.7	0.6	0.4	-0.2	0.9
Feb. ¹	0.2	0.6	-0.2	1.0	2.6	-0.2	-0.1	-0.9	0.6	0.4	1.4	-0.5
Mar.....	0.2	-0.2	0.4	0.0	-0.1	0.0	-1.3	-3.1	0.0	-0.1	-0.7	0.5

¹ Some of the figures shown above and elsewhere in this release may differ from those previously reported because data for November 2023 through February 2024 have been revised to reflect the availability of late reports and corrections by respondents.

PPI Industry Net Output Ratios to be Updated with 2017 Input-Output Data

Effective with the release of June 2024 Producer Price Index (PPI) data on July 12, 2024, the Bureau of Labor Statistics will update the net output ratios used to calculate PPI industry indexes based on the North American Industry Classification System (NAICS). With this update, net output ratios will be based on 2017 Input-Output Account data from the Bureau of Economic Analysis (BEA) of the U.S. Department of Commerce. Net output ratios represent the proportion of an industry's or industry grouping's output

consumed outside its respective area. Previously, net output ratios for calculating NAICS-based PPIs reflected values from BEA's 2012 Input-Output Accounts. This update does not affect Final Demand-Intermediate Demand or Commodity indexes from the PPI.

Further information on this update is available from the PPI Section of Index Analysis and Public Information, at ppi-info@bls.gov or (202) 691-7705.

Chart 1. The Final Demand Index and its component indexes, January 2020 through March 2024, 12-month percentage changes

Percent change

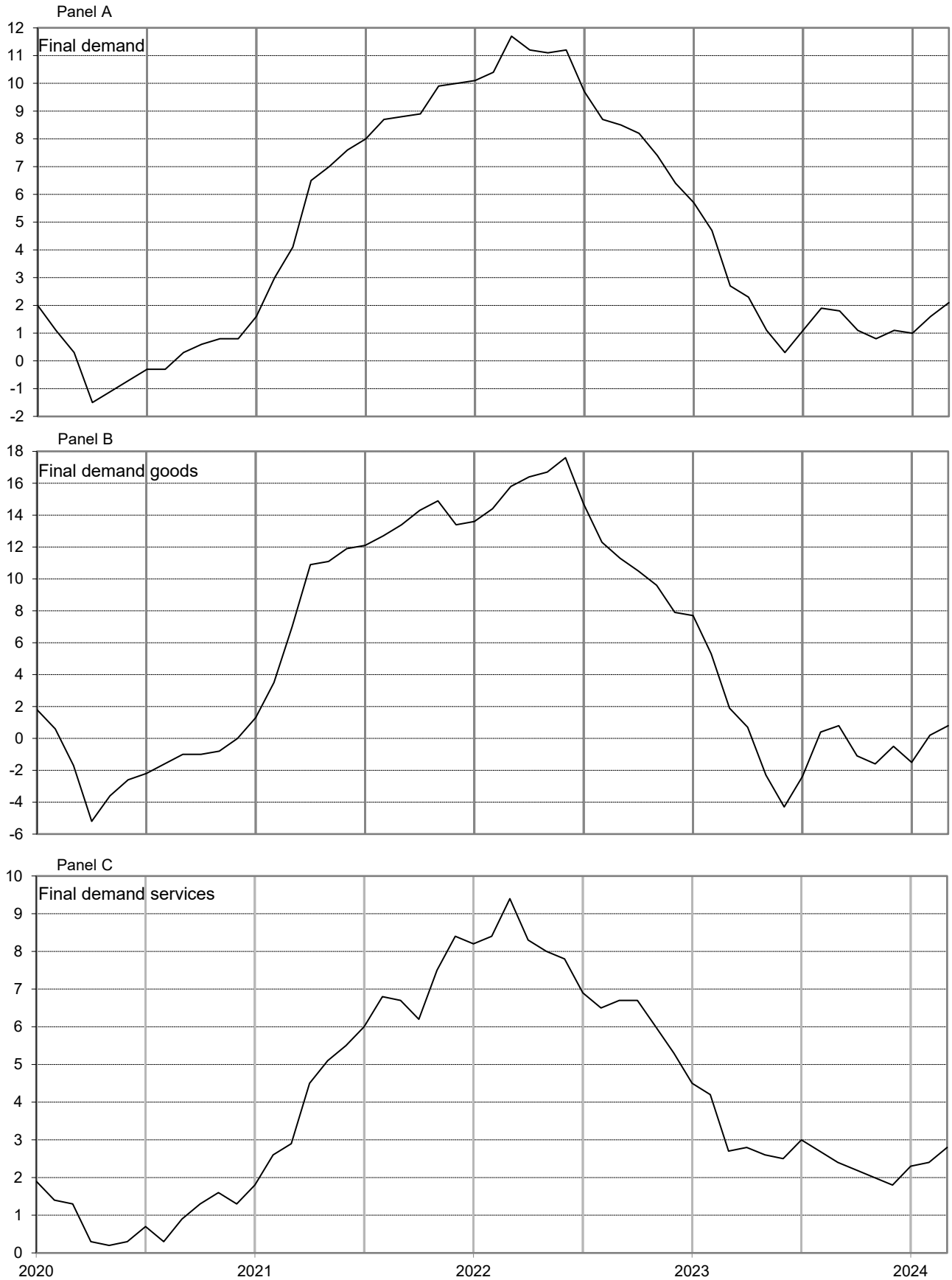


Chart 2. The Processed Goods for Intermediate Demand Index and its component indexes, January 2020 through March 2024, 12-month percentage changes

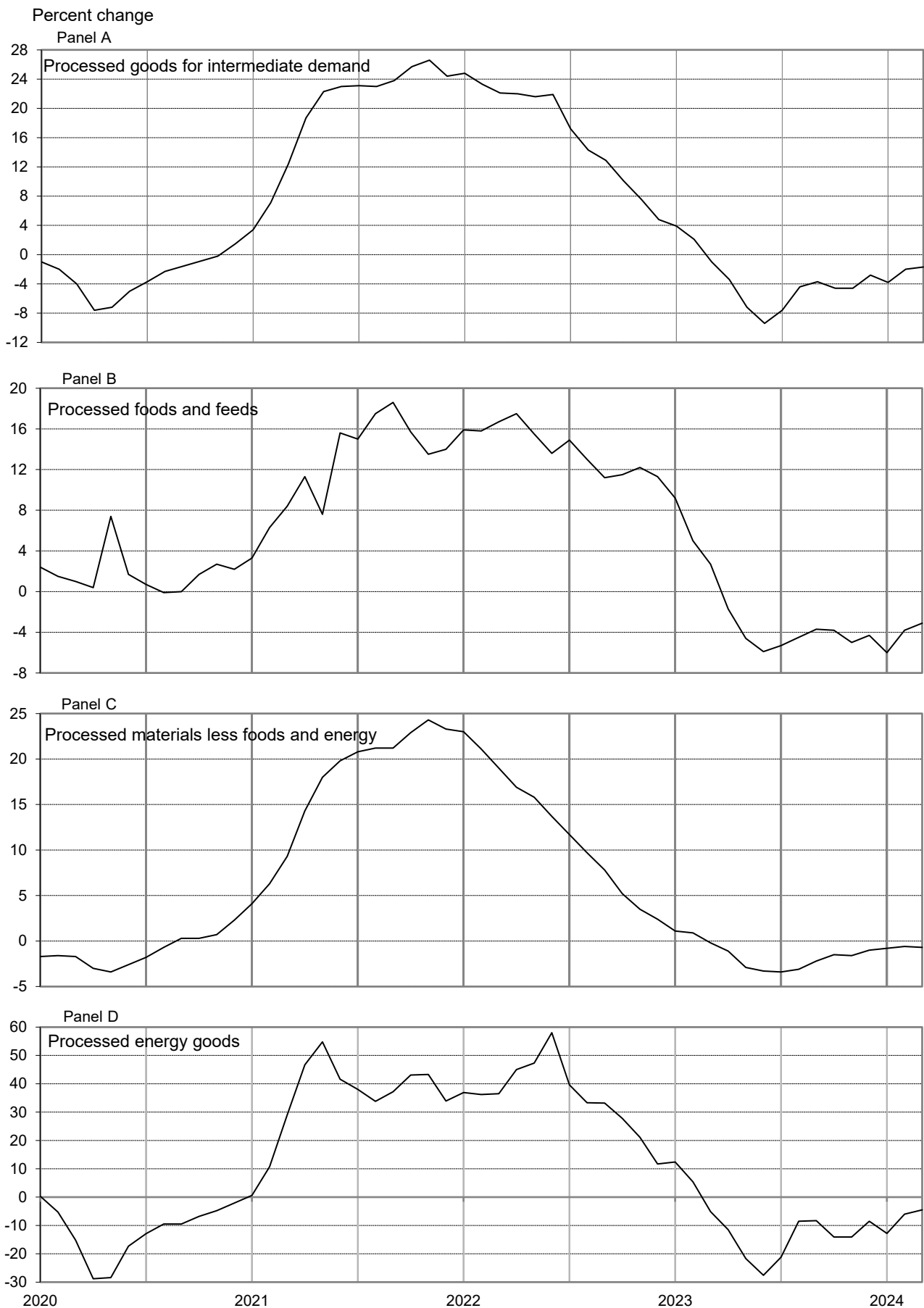


Chart 3. The Unprocessed Goods for Intermediate Demand Index and its component indexes, January 2020 through March 2024, 12-month percentage changes

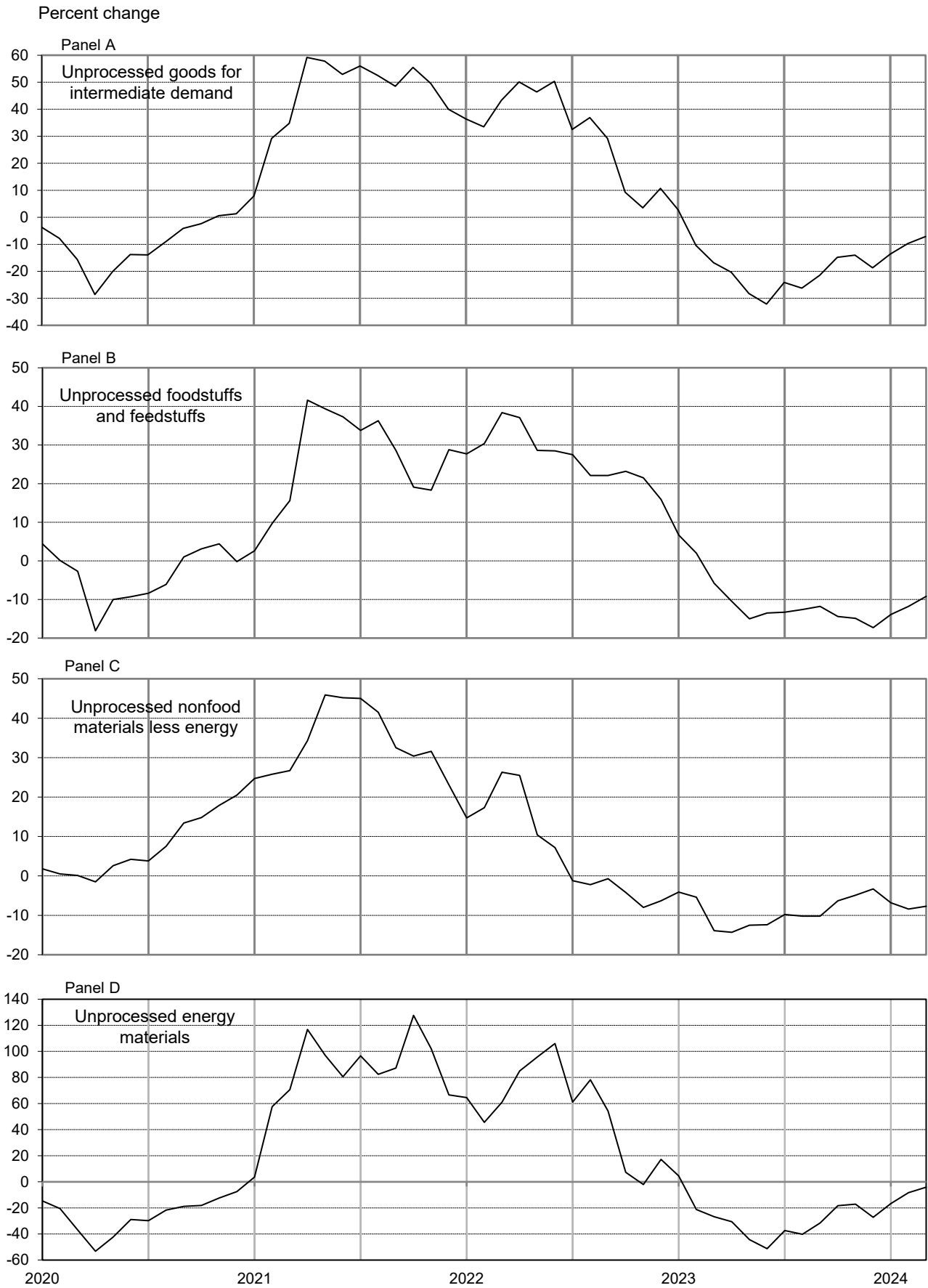
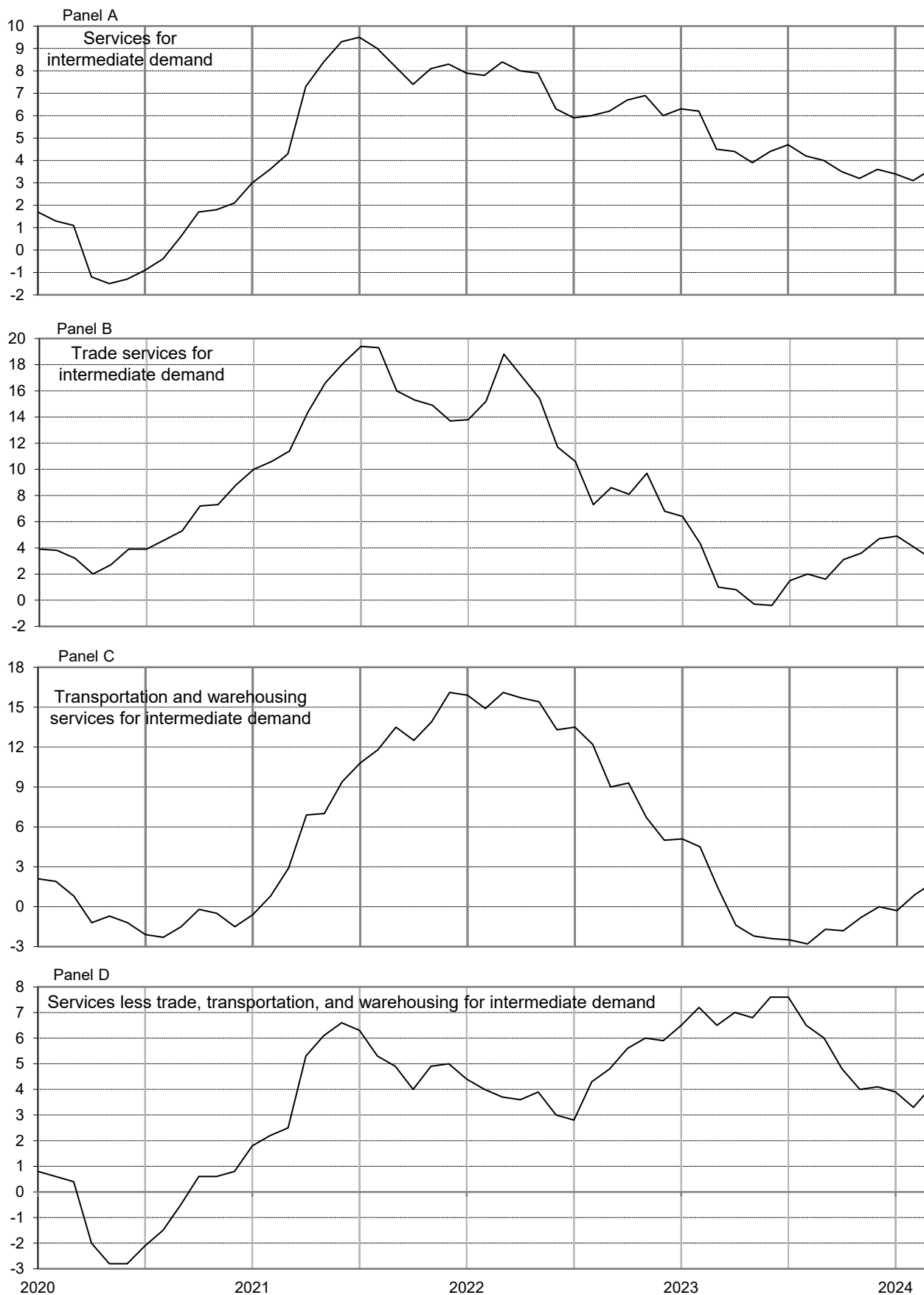


Chart 4. The Services for Intermediate Demand Index and its component indexes, January 2020 through March 2024, 12-month percentage changes

Percent change



Source: U.S. Bureau of Labor Statistics, Producer Price Index Program

Table 1. Producer price index percentage changes and weights for Final Demand-Intermediate Demand groupings, seasonally adjusted
[March 2024]

Grouping	Commodity code		Relative Importance Dec. 2023 ¹	Unadjusted 12-month percent change ² Mar. 2023 to Mar. 2024 ^P	Seasonally adjusted 1-month percent change ²				
	Group code	Item code			Oct. to Nov.	Nov. to Dec. ^P	Dec. to Jan. ^P	Jan. to Feb. ^P	Feb. to Mar. ^P
Final Demand									
Final demand.....	FD	4	100.000	2.1	0.1	-0.1	0.4	0.6	0.2
Final demand goods.....	FD	41	30.099	0.8	-0.2	-0.1	-0.1	1.2	-0.1
Final demand foods.....	FD	411	5.587	1.0	0.7	0.0	-0.3	1.1	0.8
Finished consumer foods ³	FD	4111	4.272	3.0	0.7	0.1	0.4	1.9	0.8
Finished consumer foods, crude.....	FD	41113	0.351	-4.1	19.4	-6.3	8.0	10.2	-4.0
Finished consumer foods, processed.....	FD	41112	3.921	3.7	-0.7	0.7	-0.2	1.1	1.3
Government purchased foods.....	FD	4112	0.405	3.5	-0.1	0.6	-1.4	1.0	0.8
Foods for export.....	FD	4113	0.910	-8.7	0.7	-0.6	-2.9	-2.5	1.0
Final demand energy.....	FD	412	5.515	-1.0	-2.0	-0.8	-1.2	4.1	-1.6
Finished consumer energy goods ³	FD	4121	4.287	0.3	-1.5	0.6	-1.3	3.4	-1.5
Government purchased energy.....	FD	4122	0.837	-5.3	-3.3	-5.0	-1.1	7.2	-1.8
Energy for export.....	FD	4123	0.391	-6.3	-4.0	-7.5	0.0	5.8	-2.3
Final demand goods less foods and energy.....	FD	413	18.996	1.4	0.1	0.1	0.3	0.3	0.1
Finished goods less foods and energy ³	FD	4131	10.931	2.2	0.2	0.0	0.3	0.3	0.2
Finished consumer goods less foods and energy.....	FD	41311	5.809	1.8	0.2	0.0	0.2	0.4	0.1
Nondurable consumer goods less foods and energy.....	FD	413111	3.519	2.4	0.3	0.1	0.1	0.6	0.0
Durable consumer goods.....	FD	413112	2.290	1.0	0.2	0.0	0.2	0.1	0.3
Private capital equipment.....	FD	41312	5.122	2.7	0.2	0.1	0.5	0.3	0.4
Private capital equipment for manufacturing industries.....	FD	413121	1.254	3.6	0.2	0.2	0.7	0.3	0.5
Private capital equipment for nonmanufacturing industries.....	FD	413122	3.868	2.4	0.2	0.0	0.5	0.3	0.3
Government purchased goods, excluding foods and energy.....	FD	4132	1.959	1.8	-0.1	0.0	0.4	0.3	0.3
Government purchased goods excluding foods, energy, and capital equipment.....	FD	41321	1.146	0.2	-0.2	0.0	0.1	0.4	0.2
Government purchased capital equipment.....	FD	41322	0.813	4.2	0.2	0.1	0.8	0.2	0.4
Goods for export, excluding foods and energy.....	FD	4133	6.106	-0.1	0.0	0.1	0.1	0.3	-0.3
Final demand services.....	FD	42	67.245	2.8	0.2	-0.1	0.6	0.3	0.3
Final demand trade services ⁴	FD	423	19.337	0.7	0.4	-1.1	0.2	0.1	0.3
Trade of finished goods ³	FD	4231	16.652	0.3	0.2	-0.9	-0.1	0.2	0.3
Trade of personal consumption goods.....	FD	42311	13.614	0.6	-0.4	0.0	-0.5	0.3	0.1
Trade of private capital equipment.....	FD	42312	3.038	-1.4	2.8	-4.9	1.4	-0.3	1.1
Trade of government purchased goods.....	FD	4232	0.758	4.5	2.0	-2.8	1.5	0.1	0.3
Trade of government purchased goods, excluding capital equipment.....	FD	42321	0.478	5.5	0.6	-0.5	0.0	0.1	-0.2
Trade of government purchased capital equipment.....	FD	42322	0.280	2.8	4.4	-6.6	4.0	0.0	1.2
Trade of exports.....	FD	4233	1.927	3.6	2.3	-2.9	2.7	-0.7	0.4
Final demand transportation and warehousing services.....	FD	422	4.925	-0.8	-0.2	-0.1	-0.2	1.1	0.8
Transportation of passengers for final demand.....	FD	4221	1.262	2.0	-0.4	2.6	-0.7	2.7	2.2
Transportation of private passengers.....	FD	42211	0.851	2.0	-0.4	2.6	-0.7	2.6	2.2
Transportation of government passengers.....	FD	42212	0.102	2.0	-0.4	2.6	-0.7	2.6	2.2
Transportation of passengers for export.....	FD	42213	0.309	2.0	-0.4	2.6	-0.7	2.7	2.2
Transportation and warehousing of goods for final demand.....	FD	4222	3.663	-1.8	-0.2	-1.1	0.0	0.6	0.3
Transportation and warehousing of finished goods ³	FD	42221	2.370	-2.2	-0.2	-1.2	0.0	0.6	0.3
Transportation and warehousing of personal consumption goods.....	FD	422211	1.910	-2.0	-0.2	-1.1	0.0	0.7	0.3
Transportation and warehousing of private capital equipment.....	FD	422212	0.460	-2.8	-0.2	-1.3	-0.1	0.5	0.3
Transportation and warehousing of government purchased goods.....	FD	42222	0.220	-1.1	-0.1	-0.9	0.1	0.8	0.3
Transportation and warehousing of exports.....	FD	42223	1.073	-1.0	-0.2	-0.8	0.1	0.5	0.3
Final demand services less trade, transportation, and warehousing.....	FD	421	42.982	4.2	0.1	0.4	0.8	0.3	0.2
Finished services less trade, transportation, and warehousing ³	FD	4211	37.459	4.0	0.1	0.4	0.9	0.3	0.2
Finished consumer services less trade, transportation, and warehousing.....	FD	42111	32.980	4.2	0.1	0.4	1.0	0.3	0.1
Private capital investment services less trade, transportation, and warehousing.....	FD	42112	4.479	2.7	-0.1	0.6	-0.3	0.0	0.3
Government purchased services less trade, transportation, and warehousing.....	FD	4212	2.807	4.0	0.2	0.5	0.9	0.1	0.1
Gov. purchased services less trade, transportation, and warehousing, excl. capital investment.....	FD	42121	2.644	4.1	0.2	0.5	1.0	0.2	0.1
Government purchased capital investment services less trade, transportation, and warehousing.....	FD	42122	0.163	1.1	-0.8	0.7	-0.7	-0.1	0.5
Services for export less trade, transportation, and warehousing.....	FD	4213	2.716	6.2	-0.1	1.1	0.7	0.5	1.0
Final demand construction.....	FD	43	2.656	-1.1	-0.2	0.0	0.3	0.0	0.1
Construction for private capital investment.....	FD	431	1.846	-1.2	-0.2	0.1	0.2	0.0	0.1
Construction for government.....	FD	432	0.810	-1.0	-0.1	0.0	0.4	0.0	0.0
Special Groupings of Final Demand									
Final demand less exports.....	FD	49101	86.568	2.3	0.0	0.0	0.4	0.6	0.2
Final demand less government.....	FD	49102	92.102	2.1	0.1	0.0	0.4	0.5	0.2

See footnotes at end of table.

Table 1. Producer price index percentage changes and weights for Final Demand-Intermediate Demand groupings, seasonally adjusted — Continued
[March 2024]

Grouping	Commodity code		Relative Importance Dec. 2023 ¹	Unadjusted 12-month percent change ² Mar. 2023 to Mar. 2024 ^P	Seasonally adjusted 1-month percent change ²				
	Group code	Item code			Oct. to Nov.	Nov. to Dec. ^P	Dec. to Jan. ^P	Jan. to Feb. ^P	Feb. to Mar. ^P
Final demand less foods, food and nonalcoholic beverages for immediate consumption, and energy ⁵	FD	49103	88.469	2.3	0.2	-0.1	0.6	0.3	0.2
Final demand less foods and energy ⁵	FD	49104	88.898	2.4	0.2	0.0	0.5	0.3	0.2
Final demand less foods and food and nonalcoholic beverages for immediate consumption ⁵	FD	49105	93.984	2.1	0.0	-0.1	0.4	0.5	0.1
Final demand less foods ⁵	FD	49106	94.413	2.2	0.0	-0.1	0.4	0.5	0.1
Final demand less energy.....	FD	49107	94.485	2.3	0.2	0.0	0.5	0.3	0.3
Final demand less trade services.....	FD	49108	80.663	2.4	0.0	0.2	0.4	0.7	0.1
Final demand less distributive services ⁶	FD	49109	77.000	2.6	0.0	0.2	0.4	0.7	0.1
Final demand goods less energy.....	FD	49111	24.583	1.3	0.2	0.1	0.1	0.5	0.2
Final demand goods less foods.....	FD	49112	24.511	0.8	-0.4	-0.1	-0.1	1.2	-0.3
Final demand services less trade services.....	FD	49113	47.907	3.6	0.1	0.4	0.7	0.4	0.3
Final demand distributive services ⁶	FD	49114	23.000	0.3	0.3	-1.1	0.2	0.2	0.3
Final demand goods plus final demand distributive services ⁶	FD	49115	53.098	0.6	0.0	-0.6	0.0	0.7	0.1
Final demand less foods, energy, and trade services ⁵	FD	49116	69.561	2.8	0.1	0.3	0.6	0.3	0.2
Private and government purchased capital equipment.....	FD	49117	5.935	2.9	0.2	0.1	0.6	0.3	0.4
Private and government purchased capital investment services.....	FD	49118	8.420	0.8	1.1	-1.8	0.4	-0.1	0.6
Total private and government purchased capital investment.....	FD	49119	14.355	1.2	0.6	-0.9	0.5	0.0	0.5
Total finished ³	FD	49201	78.668	2.4	0.1	0.0	0.4	0.6	0.2
Total finished less foods, food and nonalcoholic beverages for immediate consumption, and energy ^{3, 5}	FD	49202	69.684	2.4	0.1	0.0	0.5	0.3	0.2
Total finished less foods and energy ^{3, 5}	FD	49203	70.109	2.5	0.1	0.0	0.5	0.3	0.2
Total finished less foods and food and nonalcoholic beverages for immediate consumption ^{3, 5}	FD	49204	73.971	2.3	0.0	0.0	0.4	0.5	0.1
Total finished less foods ^{3, 5}	FD	49205	74.396	2.3	0.0	0.0	0.4	0.5	0.1
Total finished less energy ³	FD	49206	74.381	2.5	0.1	0.0	0.5	0.4	0.3
Finished goods ³	FD	49207	19.490	1.9	-0.1	0.2	0.0	1.4	0.0
Finished goods less energy ³	FD	49208	15.203	2.4	0.4	0.1	0.4	0.8	0.4
Finished goods, excluding foods ^{3, 5}	FD	49209	15.218	1.6	-0.3	0.2	-0.2	1.2	-0.3
Finished services ³	FD	49210	57.332	2.6	0.1	0.0	0.5	0.3	0.2
Private capital investment services.....	FD	49211	7.977	0.7	1.0	-1.7	0.3	-0.1	0.6
Finished distributive services ^{3, 6}	FD	49212	19.022	0.0	0.1	-0.9	-0.1	0.2	0.3
Finished services less trade services ³	FD	49213	40.680	3.6	0.1	0.3	0.8	0.4	0.2
Finished services less distributive services ^{3, 6}	FD	49214	38.310	4.0	0.1	0.4	0.8	0.3	0.2
Total private capital investment (goods, services, and construction).....	FD	49215	14.945	1.2	0.6	-0.9	0.4	0.0	0.5
Finished goods plus finished distributive services ^{3, 6}	FD	49216	38.512	1.0	0.0	-0.4	-0.1	0.8	0.1
Total exports.....	FD	49301	13.432	0.8	0.2	-0.4	0.3	0.2	0.2
Goods for export.....	FD	49302	7.407	-1.6	-0.1	-0.4	-0.3	0.2	-0.3
Services for export.....	FD	49303	6.025	3.8	0.6	-0.4	1.1	0.2	0.7
Total government purchases.....	FD	49401	7.898	1.7	-0.2	-0.6	0.4	1.0	0.0
Government purchased goods.....	FD	49402	3.201	0.0	-1.0	-1.3	-0.2	2.2	-0.2
Government purchased services.....	FD	49403	3.887	3.7	0.5	-0.2	0.9	0.2	0.2
Total government purchased capital investment (goods, services, construction).....	FD	49404	2.066	1.7	0.6	-0.8	1.0	0.1	0.4
Government purchases, defense.....	FD	49405	2.345	2.1	-0.2	-1.3	0.6	1.4	-0.1
Government purchases, non-defense.....	FD	49406	5.553	1.5	-0.2	-0.3	0.3	0.8	0.1
Personal consumption.....	FD	49501	63.723	2.6	-0.1	0.2	0.4	0.7	0.1
Personal consumption goods (finished consumer goods).....	FD	49502	14.368	1.7	-0.2	0.2	-0.2	1.7	-0.2
Personal consumption goods less energy.....	FD	49503	10.081	2.3	0.5	0.1	0.3	1.0	0.4
Personal consumption goods less foods.....	FD	49504	10.096	1.1	-0.5	0.3	-0.5	1.7	-0.6
Personal consumption nondurable goods less foods.....	FD	49508	7.806	1.2	-0.8	0.4	-0.7	2.1	-0.8
Personal consumption services.....	FD	49505	49.355	2.9	0.0	0.2	0.5	0.4	0.2
Personal consumption less trade services.....	FD	49506	50.109	3.2	0.0	0.3	0.6	0.8	0.1
Personal consumption less distributive services ⁶	FD	49507	48.199	3.4	0.0	0.4	0.6	0.8	0.1
Personal consumption less foods and energy.....	FD	49510	55.164	2.8	0.0	0.2	0.5	0.4	0.2
Personal consumption less foods, energy, and trade services ⁴	FD	49511	41.550	3.5	0.1	0.3	0.8	0.4	0.2
Personal consumption less foods, energy, and distributive services ⁶	FD	49512	39.640	3.8	0.1	0.4	0.9	0.4	0.2
Personal consumption goods plus personal consumption distributive services ⁶	FD	49509	29.892	1.0	-0.3	0.1	-0.3	1.0	0.0
Intermediate Demand by Commodity Type									
Processed goods									
Processed goods for intermediate demand.....	ID6	1	100.000	-1.7	-0.7	-0.4	-0.1	1.5	-0.5
Materials and components for manufacturing.....	ID6	11	43.089	-1.3	-0.5	0.2	0.2	0.8	-0.5
Materials for manufacturing.....	ID6	111	26.451	-3.1	-0.8	0.3	0.1	1.2	-0.9
Materials for food manufacturing.....	ID6	1111	4.344	-0.3	-0.6	0.6	-1.5	1.7	1.4
Materials for nondurable manufacturing.....	ID6	1112	11.712	-5.1	-1.0	-0.5	-0.8	1.0	0.1
Materials for durable manufacturing.....	ID6	1113	10.395	-1.9	-0.7	1.0	1.8	1.3	-2.8
Components for manufacturing.....	ID6	112	16.638	1.6	0.1	0.2	0.4	0.2	0.2

See footnotes at end of table.

Table 1. Producer price index percentage changes and weights for Final Demand-Intermediate Demand groupings, seasonally adjusted — Continued
 [March 2024]

Grouping	Commodity code		Relative Importance Dec. 2023 ¹	Unadjusted 12-month percent change ² Mar. 2023 to Mar. 2024 ^P	Seasonally adjusted 1-month percent change ²				
	Group code	Item code			Oct. to Nov.	Nov. to Dec. ^P	Dec. to Jan. ^P	Jan. to Feb. ^P	Feb. to Mar. ^P
Components for nondurable manufacturing.....	ID6	1121	0.801	-0.5	0.1	0.3	-0.2	0.4	0.1
Components for durable manufacturing.....	ID6	1122	15.837	1.7	0.1	0.2	0.4	0.2	0.2
Materials and components for construction.....	ID6	12	10.771	1.4	0.1	0.2	0.2	0.3	-0.1
Materials for construction.....	ID6	121	4.730	2.2	0.1	0.1	0.3	0.5	0.1
Components for construction.....	ID6	122	6.041	0.7	0.2	0.3	0.1	0.1	-0.2
Processed fuels and lubricants for intermediate demand.....	ID6	13	18.764	-4.5	-2.6	-2.9	-1.1	5.9	-1.5
Processed fuels and lubricants to manufacturing industries.....	ID6	131	4.777	-5.2	-1.8	-2.6	-1.4	3.7	-0.8
Processed fuels and lubricants to nonmanufacturing industries.....	ID6	132	13.987	-4.2	-2.8	-2.9	-1.0	6.7	-1.7
Containers for intermediate demand.....	ID6	14	3.103	-2.4	-0.4	0.0	-0.1	0.0	-0.3
Supplies for intermediate demand.....	ID6	15	24.273	-1.2	-0.1	0.0	-0.1	0.0	-0.1
Supplies to manufacturing industries.....	ID6	151	3.228	-0.3	0.0	0.1	0.4	0.0	0.1
Supplies to nonmanufacturing industries.....	ID6	152	21.045	-1.3	-0.2	0.0	-0.2	0.0	-0.1
Supplies to nonmanufacturing industries, feeds.....	ID6	1521	2.214	-13.3	0.1	-1.6	-2.6	-3.4	-1.9
Supplies to nonmanufacturing industries, other than feeds.....	ID6	1522	18.831	0.2	-0.2	0.2	0.1	0.4	0.1
Unprocessed goods									
Unprocessed goods for intermediate demand.....	ID6	2	100.000	-7.1	-2.1	-4.1	1.5	-0.7	-1.9
Unprocessed foodstuffs and feedstuffs.....	ID6	21	38.165	-9.2	-0.4	-3.3	-1.5	1.6	2.2
Unprocessed nonfood materials.....	ID6	22	61.836	-5.7	-3.0	-4.6	3.3	-2.0	-4.3
Unprocessed nonfood materials except fuel.....	ID6	221	50.586	-0.8	-5.0	-5.5	1.6	2.0	-0.4
Unprocessed nonfood materials except fuel to manufacturing industries.....	ID6	2211	47.969	-1.2	-5.3	-5.8	1.5	2.0	-0.4
Unprocessed nonfood materials except fuel to nonmanufacturing industries.....	ID6	2212	2.617	-8.2	0.5	0.4	2.5	1.2	0.5
Unprocessed fuel.....	ID6	222	11.250	-30.1	7.9	-0.4	11.4	-18.9	-25.2
Unprocessed fuel to manufacturing industries.....	ID6	2221	1.006	-5.8	3.8	-1.4	2.7	-3.9	-6.5
Unprocessed fuel to nonmanufacturing industries.....	ID6	2222	10.244	-32.6	8.3	-0.3	12.3	-20.2	-27.3
Services									
Services for intermediate demand.....	ID6	3	100.000	3.6	0.5	0.4	0.7	0.0	0.2
Trade services for intermediate demand ⁴	ID6	33	18.328	3.1	1.5	-0.2	1.1	-1.5	0.0
Trade services for manufacturing industries.....	ID6	331	9.049	1.9	2.1	-0.4	2.2	-2.3	0.1
Trade services for nonmanufacturing industries.....	ID6	332	9.279	4.3	0.8	-0.1	0.0	-0.8	0.0
Transportation and warehousing services for intermediate demand.....	ID6	32	13.925	1.8	-0.2	0.8	0.1	1.2	0.0
Transportation of passengers for intermediate demand.....	ID6	321	1.033	2.0	-0.4	2.6	-0.7	2.6	2.2
Transportation of passengers for manufacturing industries.....	ID6	3211	0.123	2.0	-0.4	2.6	-0.7	2.7	2.2
Transportation of passengers for nonmanufacturing industries.....	ID6	3212	0.910	2.0	-0.4	2.6	-0.7	2.6	2.2
Transportation and warehousing of goods for intermediate demand.....	ID6	322	12.892	1.8	-0.2	0.6	0.1	1.1	-0.2
Transportation and warehousing of goods for manufacturing industries.....	ID6	3221	2.732	-0.8	0.0	-0.6	0.2	0.1	0.3
Transportation and warehousing of goods for nonmanufacturing industries.....	ID6	3222	10.160	2.5	-0.2	1.0	0.1	1.4	-0.3
Services less trade, transportation, and warehousing for intermediate demand.....	ID6	31	67.747	4.1	0.4	0.5	0.8	0.1	0.3
Services less trade, transportation, and warehousing for manufacturing industries.....	ID6	311	2.130	4.6	0.1	0.5	1.8	-0.1	0.4
Services less trade, transportation, and warehousing for nonmanufacturing industries.....	ID6	312	65.617	4.1	0.4	0.5	0.8	0.1	0.3
Construction									
Construction for intermediate demand.....	ID6	4	100.000	2.7	0.0	0.0	0.3	0.0	0.6
Special Groupings of Intermediate Demand by Commodity Type									
Processed materials less foods and feeds.....	ID6	9111	91.153	-1.5	-0.8	-0.5	0.0	1.6	-0.6
Processed foods and feeds.....	ID6	9112	8.847	-3.1	-0.5	0.1	-1.6	0.3	0.6
Processed energy goods.....	ID6	9113	18.764	-4.5	-2.6	-2.9	-1.1	5.9	-1.5
Processed materials less energy.....	ID6	9118	81.236	-1.0	-0.3	0.2	0.1	0.5	-0.3
Processed materials less foods and energy.....	ID6	9115	72.389	-0.7	-0.3	0.2	0.3	0.5	-0.4
Intermediate distributive services ⁷	ID6	9116	31.220	2.6	0.8	0.1	0.7	-0.4	0.0
Processed goods plus intermediate distributive services.....	ID6	9117	-	-0.4	-0.3	-0.3	0.1	0.9	-0.4
Unprocessed materials less agricultural products.....	ID6	9211	56.663	-3.2	-3.1	-4.9	4.1	-1.7	-4.8
Unprocessed energy materials ⁸	ID6	9212	36.891	-4.1	-5.3	-7.7	6.4	-2.0	-6.9
Unprocessed materials less energy.....	ID6	9213	63.109	-8.6	0.0	-1.9	-1.4	0.2	1.4
Unprocessed nonfood materials less energy ⁹	ID6	9216	24.944	-7.7	0.7	0.3	-1.3	-1.9	0.2
Intermediate Demand by Production Flow									
Stage 4 Intermediate Demand									
Stage 4 intermediate demand.....	ID5	4	100.000	2.1	0.2	0.2	0.6	0.2	0.2
Inputs to stage 4 goods producers.....	ID5	41	29.665	-0.4	0.3	-0.1	0.5	-0.2	-0.2
Goods.....	ID5	411	21.643	-1.5	-0.2	-0.1	0.1	0.1	-0.2

See footnotes at end of table.

Table 1. Producer price index percentage changes and weights for Final Demand-Intermediate Demand groupings, seasonally adjusted — Continued
 [March 2024]

Grouping	Commodity code		Relative Importance Dec. 2023 ¹	Unadjusted 12-month percent change ² Mar. 2023 to Mar. 2024 ^P	Seasonally adjusted 1-month percent change ²				
	Group code	Item code			Oct. to Nov.	Nov. to Dec. ^P	Dec. to Jan. ^P	Jan. to Feb. ^P	Feb. to Mar. ^P
Foods.....	ID5	4111	2.941	-9.1	0.4	-0.2	-1.9	-2.0	0.3
Energy.....	ID5	4112	0.170	-22.2	-6.7	-5.4	-1.6	0.0	-1.4
Goods excluding foods and energy.....	ID5	4113	18.532	0.0	-0.2	0.0	0.4	0.4	-0.3
Services.....	ID5	412	8.022	2.7	1.6	-0.2	1.5	-0.9	-0.1
Trade services.....	ID5	4123	6.017	2.6	2.0	-0.3	1.8	-1.2	-0.3
Transportation and warehousing services.....	ID5	4122	4.092	-0.2	0.2	-0.1	0.2	0.1	0.6
Transportation of passengers.....	ID5	41221	0.076	2.0	-0.4	2.6	-0.7	2.7	2.2
Transportation and warehousing of goods.....	ID5	41222	0.416	-0.6	0.3	-0.6	0.4	-0.4	0.3
Services less trade, transportation, and warehousing.....	ID5	4121	1.513	3.9	0.3	0.3	0.6	0.0	0.2
Inputs to stage 4 services producers.....	ID5	42	55.644	3.8	0.1	0.4	0.7	0.4	0.4
Goods.....	ID5	421	13.716	0.3	-0.5	0.0	-0.6	1.3	-0.1
Foods.....	ID5	4211	2.241	1.3	-1.1	0.4	-1.3	1.0	2.0
Energy.....	ID5	4212	4.062	-1.0	-1.1	-0.2	-1.7	3.7	-1.5
Goods excluding foods and energy.....	ID5	4213	7.413	0.6	0.1	0.0	0.3	0.2	0.2
Services.....	ID5	422	41.875	5.0	0.3	0.5	1.1	0.0	0.6
Trade services.....	ID5	4223	4.149	3.8	1.1	-0.9	1.5	-0.6	0.0
Transportation and warehousing services.....	ID5	4222	3.724	2.9	-0.2	0.7	0.1	1.9	0.4
Transportation of passengers.....	ID5	42221	0.480	2.0	-0.4	2.6	-0.7	2.7	2.2
Transportation and warehousing of goods.....	ID5	42222	3.244	3.0	-0.2	0.5	0.2	1.8	0.1
Services less trade, transportation, and warehousing.....	ID5	4221	34.002	5.4	0.3	0.7	1.2	-0.1	0.7
Construction.....	ID5	423	0.053	2.7	0.0	0.0	0.3	0.0	0.6
Inputs to stage 4 construction producers.....	ID5	43	14.690	1.1	0.1	0.2	0.3	0.1	-0.1
Goods.....	ID5	431	10.712	1.3	-0.2	0.3	0.1	0.7	-0.2
Energy.....	ID5	4312	0.762	-4.2	-3.5	-0.8	-2.3	5.8	-1.8
Goods excluding foods and energy.....	ID5	4313	9.950	1.9	0.2	0.4	0.3	0.2	0.0
Services.....	ID5	432	3.978	0.5	0.7	0.1	0.6	-1.5	0.1
Trade services.....	ID5	4323	1.728	0.0	1.6	0.5	1.2	-3.4	0.1
Transportation and warehousing services.....	ID5	4322	0.661	-2.7	-0.1	-1.2	0.0	0.3	0.3
Transportation of passengers.....	ID5	43221	0.015	2.0	-0.4	2.6	-0.7	2.7	2.2
Transportation and warehousing of goods.....	ID5	43222	0.646	-2.8	0.0	-1.3	0.0	0.3	0.3
Services less trade, transportation, and warehousing.....	ID5	4321	1.589	2.4	0.1	0.1	0.1	-0.2	0.1
Stage 3 Intermediate Demand									
Stage 3 intermediate demand.....	ID5	3	100.000	-0.4	-0.2	-0.4	0.3	1.0	0.0
Inputs to stage 3 goods producers.....	ID5	31	43.800	-3.1	-0.2	-0.6	0.5	0.7	0.3
Goods.....	ID5	311	33.969	-3.9	-0.7	-0.7	0.2	1.6	0.2
Foods.....	ID5	3111	10.337	-7.7	-1.6	-2.8	-1.3	3.6	2.3
Energy.....	ID5	3112	1.164	-11.1	-3.3	-3.4	0.4	-1.4	1.7
Goods excluding foods and energy.....	ID5	3113	22.468	-1.5	-0.2	0.4	0.8	0.9	-0.8
Services.....	ID5	312	9.831	-0.4	1.5	-0.1	1.7	-2.4	0.5
Trade services.....	ID5	3123	5.506	-1.0	2.8	0.0	2.8	-4.4	0.6
Transportation and warehousing services.....	ID5	3122	2.865	-1.3	-0.1	-0.7	0.2	0.4	0.5
Transportation of passengers.....	ID5	31221	0.149	2.0	-0.4	2.6	-0.7	2.7	2.2
Transportation and warehousing of goods.....	ID5	31222	2.716	-1.5	-0.1	-0.9	0.2	0.3	0.4
Services less trade, transportation, and warehousing.....	ID5	3121	1.460	3.5	0.0	0.3	0.4	-0.2	0.3
Inputs to stage 3 services producers.....	ID5	32	55.023	1.8	-0.2	-0.2	0.1	1.3	-0.3
Goods.....	ID5	321	9.949	-3.9	-2.5	-4.4	-0.4	6.0	-1.1
Foods.....	ID5	3211	0.088	-4.3	0.6	-0.7	-0.7	-0.5	-0.1
Energy.....	ID5	3212	5.884	-6.4	-4.0	-7.2	-0.8	9.9	-2.0
Goods excluding foods and energy.....	ID5	3213	3.977	0.4	0.0	0.0	0.3	0.3	0.3
Services.....	ID5	322	44.469	3.1	0.4	0.8	0.3	0.3	-0.1
Trade services.....	ID5	3223	2.814	4.8	0.3	0.4	-1.3	-0.5	0.1
Transportation and warehousing services.....	ID5	3222	10.389	3.6	-0.2	1.6	0.0	1.6	-0.6
Transportation of passengers.....	ID5	32221	0.021	0.1	0.1	0.2	-0.1	0.2	0.1
Transportation and warehousing of goods.....	ID5	32222	10.368	3.6	-0.2	1.6	0.0	1.6	-0.6
Services less trade, transportation, and warehousing.....	ID5	3221	31.266	2.8	0.6	0.5	0.5	-0.1	0.1
Construction.....	ID5	323	0.605	2.7	0.0	0.0	0.3	0.0	0.6
Inputs to stage 3 construction producers.....	ID5	33	1.176	2.2	0.4	0.1	0.0	-0.5	-0.2
Goods.....	ID5	331	0.568	0.5	0.0	0.2	0.3	0.4	0.3
Goods excluding foods and energy.....	ID5	3313	0.568	0.5	0.0	0.2	0.3	0.4	0.3
Services.....	ID5	332	0.608	3.9	0.8	0.0	-0.2	-1.3	-0.6
Trade services.....	ID5	3323	0.561	4.0	0.9	-0.1	-0.3	-1.4	-0.7
Transportation and warehousing services.....	ID5	3322	0.016	2.6	0.3	0.2	0.9	-0.7	0.2
Transportation and warehousing of goods.....	ID5	33222	0.016	2.6	0.3	0.2	0.9	-0.7	0.2
Services less trade, transportation, and warehousing.....	ID5	3321	0.031	2.9	-0.3	0.4	0.8	-0.4	0.5
Stage 2 Intermediate Demand									

See footnotes at end of table.

Table 1. Producer price index percentage changes and weights for Final Demand-Intermediate Demand groupings, seasonally adjusted — Continued
 [March 2024]

Grouping	Commodity code		Relative Importance Dec. 2023 ¹	Unadjusted 12-month percent change ² Mar. 2023 to Mar. 2024 ^P	Seasonally adjusted 1-month percent change ²				
	Group code	Item code			Oct. to Nov.	Nov. to Dec. ^P	Dec. to Jan. ^P	Jan. to Feb. ^P	Feb. to Mar. ^P
Stage 2 intermediate demand.....	ID5	2	100.000	-0.4	-1.0	-1.2	1.0	-0.1	-1.3
Inputs to stage 2 goods producers.....	ID5	21	50.555	-3.4	-1.8	-2.8	1.7	-0.9	-2.4
Goods.....	ID5	211	35.815	-6.0	-2.7	-3.8	2.0	-1.2	-3.5
Foods.....	ID5	2111	4.080	-16.7	0.6	-2.2	-4.7	-5.7	-1.5
Energy.....	ID5	2112	15.983	-4.0	-5.4	-7.4	6.2	-1.6	-6.6
Goods excluding foods and energy.....	ID5	2113	15.752	-5.2	-0.5	-0.3	-0.6	0.4	-0.8
Services.....	ID5	212	14.451	3.6	0.7	-0.1	0.9	-0.1	0.3
Trade services.....	ID5	2123	5.731	5.2	1.6	-1.0	1.3	-0.5	0.3
Transportation and warehousing services.....	ID5	2122	4.784	1.7	0.1	0.5	0.5	-0.2	0.2
Transportation of passengers.....	ID5	21221	0.180	1.9	-0.4	2.5	-0.7	2.6	2.1
Transportation and warehousing of goods.....	ID5	21222	4.604	1.7	0.1	0.4	0.6	-0.3	0.2
Services less trade, transportation, and warehousing.....	ID5	2121	3.936	3.6	0.0	0.4	0.7	0.5	0.3
Construction.....	ID5	213	0.289	2.7	0.0	0.0	0.3	0.0	0.6
Inputs to stage 2 services producers.....	ID5	22	49.447	2.6	0.0	0.5	0.4	0.8	-0.1
Goods.....	ID5	221	5.262	-1.6	-0.5	-0.3	-0.3	0.9	-0.3
Foods.....	ID5	2211	0.051	-10.2	1.7	-0.5	-0.8	-1.6	-0.6
Energy.....	ID5	2212	0.322	-7.5	-2.6	-3.0	0.2	8.2	-2.7
Goods excluding foods and energy.....	ID5	2213	4.889	-1.1	-0.4	-0.1	-0.3	0.4	-0.2
Services.....	ID5	222	43.220	3.1	0.0	0.6	0.5	0.8	-0.1
Trade services.....	ID5	2223	2.383	6.6	-1.2	1.4	-2.8	0.1	0.4
Transportation and warehousing services.....	ID5	2222	2.817	1.2	-0.2	4.5	-0.4	2.3	-1.5
Transportation of passengers.....	ID5	22221	0.417	2.0	-0.4	2.6	-0.7	2.7	2.2
Transportation and warehousing of goods.....	ID5	22222	2.400	1.0	-0.1	4.8	-0.3	2.3	-2.2
Services less trade, transportation, and warehousing.....	ID5	2221	38.020	3.1	0.1	0.3	0.7	0.7	0.0
Construction.....	ID5	223	0.965	2.7	0.0	0.0	0.3	0.0	0.6
Stage 1 Intermediate Demand									
Stage 1 intermediate demand.....	ID5	1	100.000	0.2	-0.2	-0.2	0.4	0.4	-0.1
Inputs to stage 1 goods producers.....	ID5	11	32.376	-4.1	-0.5	-0.4	0.5	-0.2	-0.9
Goods.....	ID5	111	23.318	-6.2	-1.3	-0.5	-0.3	0.7	-1.4
Foods.....	ID5	1111	2.758	-18.9	-1.0	-1.0	-3.8	-3.8	1.0
Energy.....	ID5	1112	3.446	-10.6	-3.4	-3.4	-0.2	4.1	-2.0
Goods excluding foods and energy.....	ID5	1113	17.114	-2.9	-0.9	0.2	0.2	0.7	-1.7
Services.....	ID5	112	9.057	1.6	1.5	-0.1	2.5	-2.5	0.6
Trade services.....	ID5	1123	5.505	0.0	2.3	-0.7	3.8	-4.3	0.6
Transportation and warehousing services.....	ID5	1122	0.603	4.8	0.0	1.0	0.2	1.0	0.9
Transportation of passengers.....	ID5	11221	0.103	2.0	-0.4	2.6	-0.7	2.7	2.2
Transportation and warehousing of goods.....	ID5	11222	0.500	5.4	0.0	0.7	0.3	0.6	0.6
Services less trade, transportation, and warehousing.....	ID5	1121	2.949	3.8	0.4	0.8	0.5	0.2	0.6
Construction.....	ID5	113	0.001	2.7	0.0	0.0	0.3	0.0	0.6
Inputs to stage 1 services producers.....	ID5	12	54.733	2.7	0.0	0.0	0.4	0.7	0.3
Goods.....	ID5	121	16.086	-0.7	-0.9	-1.1	-0.3	2.4	-0.3
Foods.....	ID5	1211	0.064	-30.4	0.5	0.0	0.0	13.1	-4.2
Energy.....	ID5	1212	5.040	-4.0	-2.6	-3.8	-1.4	7.3	-0.8
Goods excluding foods and energy.....	ID5	1213	10.982	1.3	0.0	0.2	0.2	0.2	0.1
Services.....	ID5	122	38.644	4.1	0.4	0.5	0.7	0.0	0.5
Trade services.....	ID5	1223	3.829	3.7	0.7	0.7	-0.6	-0.9	-0.1
Transportation and warehousing services.....	ID5	1222	4.412	2.6	-0.3	0.8	-0.1	1.8	0.7
Transportation of passengers.....	ID5	12221	1.343	2.0	-0.4	2.6	-0.7	2.7	2.2
Transportation and warehousing of goods.....	ID5	12222	3.069	2.8	-0.2	0.0	0.1	1.5	0.1
Services less trade, transportation, and warehousing.....	ID5	1221	30.403	4.4	0.4	0.4	1.0	-0.2	0.5
Construction.....	ID5	123	0.003	2.7	0.0	0.0	0.3	0.0	0.6
Inputs to stage 1 construction producers.....	ID5	13	12.891	1.3	0.1	-0.4	0.1	0.6	0.0
Goods.....	ID5	131	9.205	1.1	-0.2	-0.5	0.2	1.2	0.2
Energy.....	ID5	1312	0.754	-9.1	-4.2	-8.6	-0.9	11.8	0.3
Goods excluding foods and energy.....	ID5	1313	8.451	2.2	0.2	0.3	0.3	0.3	0.2
Services.....	ID5	132	3.686	1.9	0.8	-0.2	-0.2	-1.0	-0.4
Trade services.....	ID5	1323	2.807	3.4	1.1	0.1	-0.2	-1.5	-0.7
Transportation and warehousing services.....	ID5	1322	0.783	-3.1	-0.2	-1.4	-0.2	0.7	0.4
Transportation and warehousing of goods.....	ID5	13222	0.783	-3.1	-0.2	-1.4	-0.2	0.7	0.4
Services less trade, transportation, and warehousing.....	ID5	1321	0.096	2.7	0.1	0.5	0.7	-0.6	0.2
Special Groupings of Intermediate Demand by Production Flow									
Total goods inputs to stage 4 intermediate demand.....	ID5	9411	46.071	-0.3	-0.3	0.0	-0.1	0.6	-0.2
Total services inputs to stage 4 intermediate demand.....	ID5	9412	53.875	4.3	0.5	0.4	1.1	-0.2	0.4
Total construction inputs to stage 4 intermediate demand.....	ID5	9413	0.053	2.7	0.0	0.0	0.3	0.0	0.6
Total foods inputs to stage 4 intermediate demand.....	ID5	9414	5.182	-4.8	-0.2	0.1	-1.6	-0.7	1.1

See footnotes at end of table.

Table 1. Producer price index percentage changes and weights for Final Demand-Intermediate Demand groupings, seasonally adjusted — Continued
 [March 2024]

Grouping	Commodity code		Relative Importance Dec. 2023 ¹	Unadjusted 12-month percent change ² Mar. 2023 to Mar. 2024 ^p	Seasonally adjusted 1-month percent change ²				
	Group code	Item code			Oct. to Nov.	Nov. to Dec. ^p	Dec. to Jan. ^p	Jan. to Feb. ^p	Feb. to Mar. ^p
Total energy goods inputs to stage 4 intermediate demand.....	ID5	9415	4.994	-2.4	-1.7	-0.4	-1.8	3.9	-1.6
Total goods less foods and energy inputs to stage 4 intermediate demand.	ID5	9416	35.895	0.6	0.0	0.1	0.4	0.3	-0.1
Total goods inputs to stage 3 intermediate demand.....	ID5	9311	44.486	-3.8	-1.1	-1.6	0.0	2.6	-0.1
Total services inputs to stage 3 intermediate demand.....	ID5	9312	54.908	2.5	0.6	0.6	0.5	-0.2	0.0
Total construction inputs to stage 3 intermediate demand.....	ID5	9313	0.605	2.7	0.0	0.0	0.3	0.0	0.6
Total foods inputs to stage 3 intermediate demand.....	ID5	9314	10.425	-7.7	-1.5	-2.8	-1.3	3.6	2.3
Total energy goods inputs to stage 3 intermediate demand.....	ID5	9315	7.048	-7.2	-3.9	-6.6	-0.6	8.0	-1.4
Total goods less foods and energy inputs to stage 3 intermediate demand.	ID5	9316	27.013	-1.2	-0.1	0.3	0.7	0.8	-0.6
Total goods inputs to stage 2 intermediate demand.....	ID5	9211	41.077	-5.4	-2.5	-3.4	1.7	-0.9	-3.1
Total services inputs to stage 2 intermediate demand.....	ID5	9212	57.671	3.2	0.2	0.4	0.6	0.6	0.0
Total construction inputs to stage 2 intermediate demand.....	ID5	9213	1.254	2.7	0.0	0.0	0.3	0.0	0.6
Total foods inputs to stage 2 intermediate demand.....	ID5	9214	4.131	-16.6	0.6	-2.2	-4.7	-5.6	-1.4
Total energy goods inputs to stage 2 intermediate demand.....	ID5	9215	16.305	-4.0	-5.3	-7.3	6.1	-1.4	-6.5
Total goods less foods and energy inputs to stage 2 intermediate demand.	ID5	9216	20.641	-4.3	-0.5	-0.3	-0.5	0.4	-0.6
Total goods inputs to stage 1 intermediate demand.....	ID5	9111	48.609	-3.0	-0.9	-0.7	-0.2	1.4	-0.7
Total services inputs to stage 1 intermediate demand.....	ID5	9112	51.387	3.5	0.6	0.3	0.9	-0.5	0.5
Total construction inputs to stage 1 intermediate demand.....	ID5	9117	0.004	2.7	0.0	0.0	0.3	0.0	0.6
Total foods inputs to stage 1 intermediate demand.....	ID5	9114	2.822	-19.2	-1.0	-1.0	-3.8	-3.4	0.9
Total energy goods inputs to stage 1 intermediate demand.....	ID5	9115	9.240	-6.9	-3.0	-4.1	-0.9	6.4	-1.2
Total goods less foods and energy inputs to stage 1 intermediate demand.	ID5	9116	36.547	-0.5	-0.4	0.2	0.3	0.5	-0.7

¹ Comprehensive relative importance figures are initially computed after the publication of December indexes and are recalculated after final December indexes are available. Individual items and subtotals may not add exactly to totals because of rounding differences.

² All indexes are subject to revision for 4 months after their originally scheduled publication to incorporate late reports and corrections by survey respondents. In addition, seasonally adjusted indexes are subject to change for up to 5 years due to the recalculation of seasonal factors published each January.

³ PPI defines Total finished as including only the personal consumption and private capital investment portions of final demand.

⁴ Trade indexes measure changes in margins received by wholesalers and retailers.

⁵ The PPI definition of foods does not include food and beverages for immediate consumption. PPI defines food and beverages for immediate consumption as the service of preparing meals, snacks, and beverages to customer order for immediate on-premises and off-premises consumption.

⁶ Distributive services include transportation, warehousing, and trade of goods.

⁷ Includes intermediate trade, transportation, and warehousing services.

⁸ Includes crude petroleum.

⁹ Excludes crude petroleum.

^p Preliminary

"/" Data not available.

Table 2. Producer price index percentage changes for selected commodity groupings by Final Demand-Intermediate Demand category, seasonally adjusted
 [March 2024]

Grouping	Commodity code		Unadjusted 12-month percent change ¹	Seasonally adjusted 1-month percent change ¹				
	Group code	Item code		Mar. 2023 to Mar. 2024 ^P	Oct. to Nov.	Nov. to Dec. ^P	Dec. to Jan. ^P	Jan. to Feb. ^P
Final Demand								
Final demand.....	FD	4	2.1	0.1	-0.1	0.4	0.6	0.2
Final demand goods.....	FD	41	0.8	-0.2	-0.1	-0.1	1.2	-0.1
Final demand foods.....	FD	411	1.0	0.7	0.0	-0.3	1.1	0.8
Fresh fruits and melons ²	01	11	-11.7	18.2	-0.6	3.7	-12.7	-7.9
Fresh and dry vegetables ²	01	13	26.4	11.2	-5.6	9.6	8.9	15.3
Grains.....	01	2	-31.9	-3.0	-1.4	-5.2	-8.3	2.5
Eggs for fresh use ²	01	7107	-29.7	71.2	-20.5	14.6	55.0	-29.8
Oilseeds.....	01	8301	-20.6	2.2	-3.8	-9.2	-8.9	-0.3
Bakery products ²	02	11	3.2	0.0	0.0	0.1	0.6	0.1
Milled rice ²	02	13	-9.6	-1.4	-0.1	-0.8	0.1	-0.9
Pasta products ²	02	1402	-11.4	0.0	0.0	-1.8	-0.6	0.0
Beef and veal.....	02	2101	12.4	0.4	0.5	-4.4	4.9	1.2
Pork.....	02	2104	7.8	0.3	20.5	-5.8	-0.2	-0.5
Processed young chickens.....	02	2203	21.8	-3.2	3.8	0.9	0.4	14.1
Processed turkeys ²	02	2206	-32.3	-1.8	-2.7	4.3	-4.5	0.1
Finfish and shellfish.....	02	23	-3.9	0.3	-0.3	5.5	-4.9	1.9
Dairy products ²	02	3	-0.9	-0.6	-1.4	-1.3	1.0	0.9
Processed fruits and vegetables ²	02	4	6.2	0.2	0.1	0.6	0.2	-0.9
Confectionery end products ²	02	55	3.7	0.2	0.2	0.3	1.1	0.7
Soft drinks ²	02	62	5.0	-0.6	-1.1	3.4	2.1	0.2
Roasted coffee ²	02	6301	6.9	0.0	0.3	-0.2	-0.2	0.3
Shortening and cooking oils ²	02	78	-4.6	1.1	-1.8	-1.0	0.4	0.6
Frozen specialty food ²	02	85	1.7	0.2	-0.2	0.7	0.2	-0.1
Final demand energy.....	FD	412	-1.0	-2.0	-0.8	-1.2	4.1	-1.6
Liquefied petroleum gas ²	05	32	0.6	-5.7	-0.8	3.5	3.6	-0.5
Residential electric power.....	05	41	3.9	0.5	0.5	-0.5	0.2	0.5
Residential natural gas.....	05	51	-4.2	1.0	-0.1	1.4	0.9	-1.4
Gasoline.....	05	71	-1.5	-4.0	2.1	-3.4	6.7	-3.6
Home heating oil and distillates.....	05	7302	-5.2	-5.0	-3.4	-0.6	1.1	-6.6
No. 2 diesel fuel.....	05	7303	-6.2	-3.7	-9.3	-0.7	14.9	0.9
Final demand goods less foods and energy.....	FD	413	1.4	0.1	0.1	0.3	0.3	0.1
Alcoholic beverages.....	02	61	0.9	0.1	0.1	0.2	-0.2	-0.3
Pet food ²	02	9402	0.2	0.0	0.0	-0.2	0.5	0.0
Women's, girls', and infants' apparel ²	03	8106	1.7	0.0	0.0	2.2	0.0	0.1
Men's and boys' apparel ²	03	8107	2.7	0.0	0.0	1.0	0.3	0.0
Textile housefurnishings ²	03	82	0.5	0.0	0.0	0.0	1.0	-0.2
Footwear ²	04	3	1.7	0.1	0.0	0.2	0.7	0.0
Industrial chemicals.....	06	1	-9.3	-2.9	-1.7	-3.1	2.5	0.0
Pharmaceutical preparations.....	06	38	1.6	0.1	0.2	-0.4	0.2	0.0
Soaps and detergents ²	06	71	1.6	-0.2	1.5	0.3	0.0	0.0
Cleaning and polishing products ²	06	72	0.8	-0.1	0.0	0.1	0.5	0.0
Cosmetics and other toiletries ²	06	75	2.2	0.0	0.0	0.0	0.8	0.1
Tires ²	07	1201	-1.0	-0.1	0.0	0.0	0.0	-0.1
Consumer, institutional, and commercial products, n.e.c. ²	07	2B	0.1	-0.1	-0.1	0.0	0.1	0.2
Sanitary paper products ²	09	1501	-2.9	-0.4	-1.3	-0.2	0.2	-0.6
Iron and steel scrap.....	10	12	-18.1	4.9	-1.0	-3.8	-4.0	-15.7
Agricultural machinery and equipment ²	11	1	2.1	-0.5	0.2	0.0	0.1	0.5
Construction machinery and equipment ²	11	2	3.9	0.9	0.1	0.5	0.1	0.0
Metal cutting machine tools ²	11	37	2.2	0.0	0.0	0.2	0.2	0.9
Metal forming machine tools.....	11	38	11.0	-0.4	0.6	0.4	0.9	0.6
Tools, dies, jigs, fixtures, and industrial molds ²	11	39	5.4	0.4	0.2	3.0	0.0	0.0
Pumps, compressors, and equipment ²	11	41	6.3	0.1	0.5	1.2	0.4	0.8
Industrial material handling equipment ²	11	44	2.8	0.1	0.0	1.3	0.1	0.2
Electronic computers and computer equipment ²	11	5	-0.3	0.3	0.7	1.4	0.1	-0.3
Textile machinery and equipment ²	11	62	0.0	0.0	0.0	0.0	0.0	0.0
Paper industries machinery ²	11	64	4.1	0.0	0.3	0.7	0.1	1.0
Printing trades machinery and equipment ²	11	65	2.4	-0.2	0.6	-0.1	-0.6	0.5
Transformers and power regulators ²	11	74	4.1	0.0	1.6	0.7	0.0	0.4
Communication and related equipment.....	11	76	5.0	0.2	0.2	2.1	0.4	1.0
Electronic components and accessories.....	11	78	0.5	0.2	0.0	0.6	-0.2	-0.1
X-ray and electromedical equipment ²	11	7905	1.7	0.0	0.0	0.1	0.4	0.0
Oil field and gas field machinery ²	11	91	2.8	0.0	0.0	1.7	0.0	0.0
Mining machinery and equipment ²	11	92	9.8	2.4	0.0	0.2	0.2	0.0
Internal combustion engines ²	11	94	4.3	0.1	0.0	2.0	0.0	0.0

See footnotes at end of table.

Table 2. Producer price index percentage changes for selected commodity groupings by Final Demand-Intermediate Demand category, seasonally adjusted — Continued
 [March 2024]

Grouping	Commodity code		Unadjusted 12-month percent change ¹	Seasonally adjusted 1-month percent change ¹				
	Group code	Item code		Mar. 2023 to Mar. 2024 ^P	Oct. to Nov.	Nov. to Dec. ^P	Dec. to Jan. ^P	Jan. to Feb. ^P
Household furniture ²	12	1	-1.5	-0.1	0.0	0.1	-0.1	0.6
Commercial furniture ²	12	2	2.6	0.6	-0.7	0.4	1.3	0.1
Floor coverings ²	12	3	-0.5	-1.1	-0.3	1.5	-1.9	0.0
Household appliances ²	12	4	0.9	0.4	-0.1	0.1	-1.0	0.4
Home electronic equipment ²	12	5	2.1	0.2	0.0	0.0	0.0	1.9
Lawn and garden equipment excl. garden tractors ²	12	66	1.9	0.6	0.6	0.1	0.0	0.0
Passenger cars.....	14	1101	-2.8	-0.2	-2.4	0.0	0.2	0.3
Light motor trucks.....	14	1105	1.5	0.3	0.0	0.2	0.3	0.5
Heavy motor trucks ²	14	1106	1.2	0.0	0.1	0.0	0.0	0.0
Motor vehicles parts ²	14	12	1.0	0.1	-0.2	0.1	0.1	0.1
Truck trailers ²	14	14	-0.8	0.0	0.0	-0.3	0.6	-0.1
Travel trailers and campers ²	14	16	0.6	0.0	0.0	0.0	0.0	0.0
Aircraft.....	14	21	4.7	0.1	0.2	0.5	0.2	0.1
Ships ²	14	31	2.5	0.0	0.1	0.0	0.3	0.0
Railroad equipment ²	14	4	0.9	0.3	0.0	0.1	0.1	0.1
Toys, games, and children's vehicles ²	15	11	0.3	0.0	0.0	0.1	0.0	0.0
Sporting and athletic goods ²	15	12	11.6	2.2	2.1	1.2	0.3	2.0
Cigarettes ²	15	21	11.3	1.6	0.0	0.8	2.6	0.0
Mobile homes.....	15	5	-1.2	0.4	-0.1	0.3	0.0	-0.4
Medical, surgical & personal aid devices.....	15	6	2.5	0.3	0.1	0.6	0.5	0.1
Jewelry, platinum and karat gold ²	15	9402	4.5	2.4	2.6	0.5	-0.5	1.8
Costume jewelry and novelties ²	15	9404	2.6	0.0	0.0	0.6	0.0	0.0
Final demand services.....	FD	42	2.8	0.2	-0.1	0.6	0.3	0.3
Final demand trade services ³	FD	423	0.7	0.4	-1.1	0.2	0.1	0.3
Machinery and equipment parts and supplies wholesaling ²	57	1102	4.3	1.5	-0.1	1.2	1.0	-1.2
Machinery and vehicle wholesaling ²	57	1103	2.5	5.8	-8.5	5.1	0.5	-0.2
Professional and commercial equipment wholesaling ²	57	1104	4.8	-1.4	1.1	0.0	-1.7	8.3
Furnishings wholesaling ²	57	2	-7.1	1.0	0.1	0.3	0.2	0.0
Chemicals and allied products wholesaling ²	57	5	3.2	1.0	-5.8	10.4	-3.9	0.8
Paper and plastics products wholesaling ²	57	6	-2.4	1.4	1.1	-1.1	-2.6	-0.4
Apparel wholesaling ²	57	7	3.6	0.6	-8.4	1.7	-3.5	1.9
Food and alcohol wholesaling ²	57	8	6.6	2.3	-1.2	0.7	1.1	0.9
Food and alcohol retailing.....	58	1	1.4	-0.4	0.9	0.1	0.9	0.5
Health, beauty, and optical goods retailing ²	58	2	7.4	-1.0	2.9	3.4	1.2	0.3
Apparel, jewelry, footwear, and accessories retailing.....	58	3	2.8	-0.1	5.0	-2.0	1.3	0.2
Computer hardware, software, and supplies retailing ²	58	4	-27.4	6.4	5.9	-24.0	-8.5	12.5
TV, video, and photographic equipment and supplies retailing.....	58	5	-0.9	3.9	-6.8	3.3	-3.3	-6.7
Automobiles retailing (partial).....	58	6101	-38.0	-4.3	-5.3	-10.4	-1.8	-5.4
Automotive parts, including tires, retailing ²	58	6102	0.5	3.8	1.3	0.2	-2.2	0.0
RVs, trailers, and campers retailing ²	58	8	-6.8	3.7	-6.1	-8.9	14.8	0.5
Sporting goods, including boats, retailing.....	58	9	1.5	-3.0	4.2	4.8	-2.4	0.0
Lawn, garden, and farm equipment and supplies retailing ²	58	A	2.3	-0.4	0.3	-0.7	-1.6	0.6
Furniture retailing ²	58	B	-3.4	-5.6	0.5	-0.3	1.5	0.1
Flooring and floor coverings retailing ²	58	C	1.6	0.3	-2.7	2.3	1.6	0.1
Hardware, building materials, and supplies retailing.....	58	D	9.6	0.3	-0.7	-1.3	-1.6	-1.4
Major household appliances retailing.....	58	E	-3.9	2.9	-4.1	-4.9	6.6	-6.5
Fuels and lubricants retailing.....	58	F	8.2	-5.1	4.5	-7.7	-0.6	2.5
Cleaning supplies and paper products retailing ²	58	G	8.0	-1.7	-0.1	2.2	-0.8	-0.5
Book retailing ²	58	H	1.9	-3.2	0.1	3.7	-3.4	2.6
Final demand transportation and warehousing services.....	FD	422	-0.8	-0.2	-0.1	-0.2	1.1	0.8
Rail transportation of freight and mail ²	30	11	0.8	0.4	-0.1	1.1	-1.4	0.0
Truck transportation of freight ²	30	12	-3.6	-0.2	-1.5	-0.2	0.7	0.4
Air transportation of freight ²	30	14	0.4	2.1	-1.1	-0.7	-1.0	-0.1
Courier, messenger, and U.S. postal services.....	30	16	5.2	-0.3	0.3	0.3	1.3	0.0
Rail transportation of passengers.....	30	21	0.0	0.1	0.1	-0.1	0.0	0.0
Airline passenger services.....	30	22	2.0	-0.4	2.6	-0.7	2.7	2.2
Final demand services less trade, transportation, and warehousing.....	FD	421	4.2	0.1	0.4	0.8	0.3	0.2
Sales of books.....	33	11	8.1	0.9	0.7	0.8	1.9	-0.4
Sales and subscriptions of periodicals and newspapers.....	33	12	2.7	-0.1	1.5	-0.3	0.8	-0.4
Application software publishing ²	34	2	4.0	-1.6	2.0	1.2	-0.4	-0.4
Advertising space sales in periodicals, newspapers, directories, and mailing lists ²	36	1	-1.4	-0.2	0.0	0.3	0.1	0.0
Residential wired telecommunication services ²	37	11	4.2	0.1	0.1	0.2	-0.1	0.0
Wireless telecommunication services.....	37	2	1.2	0.2	0.1	0.1	0.3	0.1
Cable and satellite subscriber services.....	37	3	4.0	-1.0	-0.1	0.8	1.1	-1.6
Internet access services ²	37	4	-0.6	1.2	-0.3	0.8	0.2	0.3

See footnotes at end of table.

Table 2. Producer price index percentage changes for selected commodity groupings by Final Demand-Intermediate Demand category, seasonally adjusted — Continued
 [March 2024]

Grouping	Commodity code		Unadjusted 12-month percent change ¹	Seasonally adjusted 1-month percent change ¹				
	Group code	Item code		Mar. 2023 to Mar. 2024 ^P	Oct. to Nov.	Nov. to Dec. ^P	Dec. to Jan. ^P	Jan. to Feb. ^P
Bundled wired telecommunications access services ²	37	5	-0.5	-0.2	1.9	1.6	0.1	-0.2
Consumer loans (partial).....	39	12	12.5	0.3	4.2	0.6	3.0	0.8
Deposit services (partial) ²	39	2	19.7	2.3	3.2	0.9	1.1	2.7
Other credit intermediation, incl. trust services (partial) ²	39	3	1.4	-3.7	-0.2	0.0	1.3	0.0
Securities brokerage, dealing, investment advice, and related services ² ...	40	1	10.8	0.1	2.7	0.8	0.6	3.1
Portfolio management ²	40	2	13.5	-1.7	1.6	6.1	0.2	0.5
Life insurance ²	41	1101	-1.2	0.0	0.0	0.1	0.0	0.0
Disability insurance, including accidental death ²	41	1102	-0.5	0.0	0.0	-0.5	0.0	0.0
Health and medical insurance.....	41	1103	2.3	0.2	0.1	0.1	0.2	0.2
Property and casualty insurance ²	41	1104	6.8	0.4	0.7	0.4	0.4	0.2
Annuities ²	41	2	0.7	0.0	-0.1	0.3	0.0	0.0
Residential property sales and leases, brokerage fees and commissions..	43	21	5.2	0.1	0.5	0.0	-0.1	0.0
Passenger car rental.....	44	1	-3.8	-2.1	1.3	-4.2	-2.0	4.2
Legal services.....	45	1	6.2	0.3	0.4	2.0	0.4	0.1
Tax preparation and planning.....	45	2102	3.9	-0.5	-1.0	0.0	3.5	0.6
Architectural and engineering services.....	45	3	2.7	0.0	0.1	0.0	-0.1	0.0
Management, scientific, and technical consulting services ²	45	4	5.4	2.2	0.8	0.2	-0.2	0.1
Arrangement of flights (partial).....	47	1	-2.5	0.2	-0.2	-1.0	-0.1	-0.2
Arrangement of vehicle rentals and lodging ²	47	2	-5.9	-0.1	-0.1	-1.4	0.1	-0.1
Arrangement of cruises and tours ²	47	3	8.8	-0.7	-1.5	-0.9	1.6	-1.2
Physician care.....	51	1101	1.9	0.0	0.1	1.2	0.0	0.0
Medical laboratory and diagnostic imaging care ²	51	1102	0.1	0.0	0.0	0.2	0.0	-0.3
Home health and hospice care.....	51	1103	4.0	0.1	0.2	-0.2	0.1	0.0
Hospital outpatient care ²	51	1104	4.7	0.2	-0.5	1.4	0.5	0.0
Dental care.....	51	1105	2.4	0.2	0.1	0.0	1.7	-0.2
Hospital inpatient care.....	51	2101	4.8	0.1	0.6	0.7	0.3	0.1
Nursing home care.....	51	2102	2.8	0.4	0.2	0.1	0.0	0.1
Traveler accommodation services.....	53	11	-4.6	1.0	-4.5	3.7	-1.2	-3.8
Food and beverages for immediate consumption services (partial) ²	54	1	4.7	0.3	0.0	0.1	0.6	1.1
Motor vehicle repair and maintenance (partial) ²	55	2	3.8	0.5	0.2	0.3	0.5	0.0
Membership dues and admissions and recreation facility use fees (partial) ²	56	1	5.2	1.7	2.3	0.1	0.0	1.5
Recreational activity instruction fees (partial) ²	56	2	0.8	0.0	0.0	0.6	0.0	0.0
Gaming receipts (partial) ²	56	3	1.6	-0.2	1.8	-1.6	0.2	2.5
Mining services ²	60	1	1.8	1.2	1.3	-0.2	0.4	0.6
Final demand construction.....	FD	43	-1.1	-0.2	0.0	0.3	0.0	0.1
New warehouse building construction ²	80	1101	-1.0	-0.1	-0.1	0.0	-0.1	0.1
New school building construction ²	80	1102	-1.4	0.0	-0.1	0.5	0.0	-0.1
New office building construction ²	80	1103	-1.2	-0.2	0.2	0.2	0.0	0.4
New industrial building construction ²	80	1104	-0.7	-0.1	0.0	0.5	-0.1	0.0
New health care building construction ²	80	1105	-1.8	-0.6	0.1	0.2	0.0	-0.2
Intermediate Demand by Commodity Type								
Processed goods for intermediate demand.....	ID6	1	-1.7	-0.7	-0.4	-0.1	1.5	-0.5
Processed foods and feeds.....	ID6	9112	-3.1	-0.5	0.1	-1.6	0.3	0.6
Meats.....	02	21	7.6	0.1	4.8	-3.9	2.3	0.8
Processed poultry.....	02	22	6.2	-6.5	1.2	0.5	1.3	10.7
Dairy products ²	02	3	-0.9	-0.6	-1.4	-1.3	1.0	0.9
Processed fruits and vegetables ²	02	4	6.2	0.2	0.1	0.6	0.2	-0.9
Refined sugar and byproducts ²	02	53	18.2	2.6	0.1	2.6	8.7	0.8
Fats and oils ²	02	7	-14.5	-0.5	-1.6	-3.0	-2.1	-0.5
Prepared animal feeds.....	02	9	-10.6	-0.2	-0.7	-2.5	-2.4	-1.9
Processed materials less foods and feeds.....	ID6	9111	-1.5	-0.8	-0.5	0.0	1.6	-0.6
Synthetic fibers ²	03	1	3.8	-0.6	-1.2	-1.6	0.4	5.5
Processed yarns and threads ²	03	2	-1.9	-1.1	0.2	0.4	-0.3	0.9
Finished fabrics ²	03	4	-0.6	-0.1	0.2	0.1	-0.1	0.6
Liquefied petroleum gas ²	05	32	0.6	-5.7	-0.8	3.5	3.6	-0.5
Commercial electric power.....	05	42	1.2	-0.5	1.1	-2.3	2.5	-1.4
Industrial electric power.....	05	43	2.4	-0.2	1.1	-2.0	2.2	-1.4
Commercial natural gas.....	05	52	-7.1	2.2	2.0	-0.2	2.0	0.2
Industrial natural gas.....	05	53	-6.4	1.1	-0.4	3.6	-0.4	1.8
Natural gas to electric utilities.....	05	54	-9.8	-0.1	-0.3	4.8	7.3	-6.4
Gasoline.....	05	71	-1.5	-4.0	2.1	-3.4	6.7	-3.6
Jet fuel ²	05	7203	-8.9	-5.8	-12.1	0.4	11.5	-6.0
No. 2 diesel fuel.....	05	7303	-6.2	-3.7	-9.3	-0.7	14.9	0.9
Residual fuels ²	05	74	12.3	-5.2	-7.1	-0.2	1.8	0.9

See footnotes at end of table.

Table 2. Producer price index percentage changes for selected commodity groupings by Final Demand-Intermediate Demand category, seasonally adjusted — Continued
 [March 2024]

Grouping	Commodity code		Unadjusted 12-month percent change ¹	Seasonally adjusted 1-month percent change ¹				
	Group code	Item code		Mar. 2023 to Mar. 2024 ^P	Oct. to Nov.	Nov. to Dec. ^P	Dec. to Jan. ^P	Jan. to Feb. ^P
Finished lubricants ²	05	76	-0.9	0.2	0.7	0.3	-0.1	-0.9
Lubricating oil base stocks ²	05	78	-8.1	2.1	-7.3	-3.6	9.5	-5.2
Asphalt.....	05	8102	13.0	2.3	4.3	2.7	-13.7	9.1
Basic inorganic chemicals ²	06	13	-12.7	-0.1	-0.2	-1.2	-0.3	-0.4
Basic organic chemicals.....	06	14	-8.5	-3.5	-2.1	-3.6	3.1	0.1
Prepared paint ²	06	21	-1.2	0.0	0.0	0.1	-0.3	-0.2
Paint materials ²	06	22	-2.7	0.1	-0.5	-0.6	-0.1	0.0
Medicinal and botanical chemicals ²	06	31	9.1	0.0	-0.2	0.4	7.9	0.2
Biological products, including diagnostics.....	06	37	1.8	0.4	-0.3	-0.9	-0.3	0.4
Fats and oils, inedible ²	06	4	-1.4	-6.0	-1.9	17.2	-4.9	-0.9
Nitrogenates.....	06	5201	-20.4	-0.7	4.5	-3.4	-6.3	3.3
Phosphates.....	06	5202	-2.7	1.9	2.9	3.9	0.8	-1.6
Other agricultural chemicals ²	06	53	-16.5	-0.6	0.5	-0.3	0.0	0.1
Plastic resins and materials.....	06	6	-6.2	1.7	1.1	-0.6	1.0	-1.9
Industrial gases ²	06	7903	-1.8	-2.2	0.8	2.3	-4.7	-0.1
Adhesives and sealants ²	06	7904	0.4	0.0	-0.2	0.1	-0.3	0.6
Synthetic rubber ²	07	1102	-3.1	0.2	-1.5	-1.6	1.2	3.6
Tires ²	07	1201	-1.0	-0.1	0.0	0.0	0.0	-0.1
Plastic construction products ²	07	21	-2.0	0.0	-0.4	0.3	-0.1	0.0
Unsupported plastic film, sheet, other shapes ²	07	22	-4.5	0.2	0.6	-1.3	1.0	-0.4
Parts for manufacturing from plastics ²	07	26	-0.9	-0.2	0.0	0.0	0.0	1.1
Plastic packaging products ²	07	2A	-1.4	0.2	-0.3	0.9	-0.6	0.4
Softwood lumber.....	08	11	-6.8	-4.2	-1.7	-1.7	-3.2	1.9
Hardwood lumber ²	08	12	1.6	1.3	4.2	-0.2	1.1	0.6
Millwork.....	08	2	-1.3	0.3	0.0	-0.1	1.4	-0.6
Plywood ²	08	3	-0.1	-1.2	0.1	0.3	-1.5	0.6
Paper ²	09	13	-0.9	-0.1	0.1	0.3	0.3	-0.5
Paperboard ²	09	14	-5.7	-0.1	-1.5	0.7	-0.2	0.1
Paper boxes and containers ²	09	1503	-3.6	-0.3	-0.1	-0.5	0.0	-0.6
Building paper and board ²	09	2	13.3	-2.4	3.0	0.7	-0.5	2.5
Commercial printing ²	09	47	1.7	0.1	0.0	0.8	0.2	0.1
Foundry and forge shop products ²	10	15	1.8	-0.1	0.9	0.7	0.5	0.3
Steel mill products ²	10	17	-3.6	-2.0	2.4	5.4	3.4	-7.8
Primary nonferrous metals ²	10	22	6.6	0.6	-1.0	0.6	3.6	1.1
Secondary nonferrous metals ²	10	24	-4.6	0.2	0.0	0.4	-1.1	3.4
Aluminum mill shapes ²	10	2501	-6.6	-0.1	-0.3	-0.7	0.2	-0.5
Copper and brass mill shapes ²	10	2502	-3.1	-0.3	1.0	0.8	-0.8	2.0
Nonferrous wire and cable ²	10	26	-2.8	0.1	0.4	0.2	0.2	0.5
Nonferrous foundry shop products.....	10	28	3.2	-0.3	0.7	0.1	1.0	0.1
Metal containers ²	10	3	-2.3	-0.5	0.0	0.4	0.2	-0.2
Hardware ²	10	4	0.4	0.1	-0.1	-0.3	0.6	-0.1
Plumbing fixtures and brass fittings.....	10	5	1.1	0.2	-0.3	0.6	-0.3	0.0
Heating equipment ²	10	6	3.6	0.0	0.2	0.6	0.1	1.8
Fabricated structural metal products.....	10	7	1.2	0.5	1.2	0.7	-0.5	-0.8
Bolts, nuts, screws, rivets, and washers ²	10	81	7.4	0.3	0.0	1.8	0.0	0.5
Lighting fixtures ²	10	83	2.3	0.1	0.1	0.0	0.4	0.9
Fabricated ferrous wire products.....	10	88	-5.2	0.7	-0.4	0.2	-0.2	-0.6
Other miscellaneous metal products ²	10	89	1.6	0.1	0.0	0.3	0.4	0.3
Fluid power equipment ²	11	43	9.2	-2.0	0.0	1.0	0.3	-0.1
Mechanical power transmission equipment ²	11	45	3.6	0.7	0.0	0.4	0.3	0.3
Air conditioning and refrigeration equipment.....	11	48	1.4	0.6	0.0	-1.3	1.2	-1.0
Metal valves, except fluid power.....	11	4902	2.6	0.3	0.4	-1.5	0.5	-0.1
Ball and roller bearings ²	11	4905	2.9	-0.7	0.6	0.3	2.6	0.2
Wiring devices ²	11	71	-4.9	-0.1	-0.5	-0.6	0.6	-0.1
Motors, generators, motor generator sets ²	11	73	4.4	-0.3	0.0	0.3	0.0	1.2
Switchgear, switchboard, and industrial controls equip. ²	11	75	7.2	0.9	0.2	1.3	0.5	0.8
Electronic components and accessories.....	11	78	0.5	0.2	0.0	0.6	-0.2	-0.1
Internal combustion engines ²	11	94	4.3	0.1	0.0	2.0	0.0	0.0
Machine shop products ²	11	95	1.9	0.0	-0.2	0.2	0.9	0.1
Flat glass ²	13	11	-0.7	0.2	0.6	0.0	0.3	-0.3
Cement.....	13	22	5.0	0.8	0.7	0.3	-0.6	0.6
Concrete products.....	13	3	6.2	0.5	-0.3	0.9	0.7	0.0
Asphalt felts and coatings ²	13	6	5.9	-0.4	0.3	-0.3	0.9	0.1
Paving mixtures and blocks.....	13	94	0.9	1.3	0.9	-0.2	-0.4	0.7
Motor vehicle parts ²	14	12	1.0	0.1	-0.2	0.1	0.1	0.1
Aircraft engines and engine parts.....	14	23	3.4	0.9	0.4	0.5	0.5	0.1

See footnotes at end of table.

Table 2. Producer price index percentage changes for selected commodity groupings by Final Demand-Intermediate Demand category, seasonally adjusted — Continued
 [March 2024]

Grouping	Commodity code		Unadjusted 12-month percent change ¹	Seasonally adjusted 1-month percent change ¹				
	Group code	Item code		Mar. 2023 to Mar. 2024 ^P	Oct. to Nov.	Nov. to Dec. ^P	Dec. to Jan. ^P	Jan. to Feb. ^P
Aircraft parts and auxiliary equipment, n.e.c.....	14	25	1.5	0.1	0.0	0.2	0.3	0.1
Medical, surgical, and personal aid devices.....	15	6	2.5	0.3	0.1	0.6	0.5	0.1
Unprocessed goods for intermediate demand.....	ID6	2	-7.1	-2.1	-4.1	1.5	-0.7	-1.9
Unprocessed foodstuffs and feedstuffs.....	ID6	21	-9.2	-0.4	-3.3	-1.5	1.6	2.2
Wheat ²	01	21	-27.0	-1.2	2.4	-3.3	-5.2	-2.5
Corn.....	01	2202	-33.7	-3.5	-2.0	-6.5	-9.2	4.1
Slaughter cattle.....	01	31	17.9	-4.4	-3.2	1.3	1.6	7.7
Slaughter hogs.....	01	32	-3.9	-4.4	-18.8	-2.9	35.6	4.6
Slaughter chickens.....	01	4102	-1.6	-1.3	4.8	-3.3	2.0	-4.1
Slaughter turkeys.....	01	42	-32.3	4.7	1.3	14.1	-7.5	0.3
Raw milk.....	01	6	2.0	-1.4	-5.1	1.1	5.1	4.1
Hay and hayseeds ²	01	81	-35.8	7.1	-17.5	-2.0	-3.4	2.2
Oilseeds.....	01	8301	-20.6	2.2	-3.8	-9.2	-8.9	-0.3
Raw cane sugar and byproducts ²	02	5201	5.3	-0.7	-0.3	-2.3	0.8	1.4
Unprocessed nonfood materials.....	ID6	22	-5.7	-3.0	-4.6	3.3	-2.0	-4.3
Raw cotton ²	01	51	10.9	-6.2	3.6	-0.4	12.7	1.3
Hides and skins.....	04	1	-13.8	1.3	-3.0	0.0	-7.0	1.1
Coal ²	05	1	0.8	2.7	-1.6	0.3	0.7	-1.9
Natural gas ²	05	31	-43.8	10.3	0.2	16.2	-26.2	-37.0
Crude petroleum ²	05	61	6.1	-9.6	-10.6	4.4	5.5	-0.8
Logs, bolts, timber, pulpwood, and woodchips ²	08	5	-2.7	-1.1	-0.3	0.1	-0.4	0.1
Recyclable paper ²	09	12	77.5	4.0	2.7	8.0	3.0	5.0
Iron ores ²	10	11	-6.8	-0.7	-0.3	0.6	-0.9	0.0
Iron and steel scrap.....	10	12	-18.1	4.9	-1.0	-3.8	-4.0	-15.7
Nonferrous metal ores ²	10	21	1.3	2.0	1.0	-1.0	-1.0	8.2
Copper base scrap ²	10	2301	1.8	0.5	1.8	-0.4	1.9	5.0
Aluminum base scrap.....	10	2302	6.4	2.3	-0.9	-1.1	2.2	-1.1
Construction sand, gravel, and crushed stone.....	13	21	8.3	0.5	0.5	2.6	1.2	0.4
Services for intermediate demand.....	ID6	3	3.6	0.5	0.4	0.7	0.0	0.2
Trade services for intermediate demand ³	ID6	33	3.1	1.5	-0.2	1.1	-1.5	0.0
Machinery and equipment parts and supplies wholesaling ²	57	1102	4.3	1.5	-0.1	1.2	1.0	-1.2
Building materials, paint, and hardware wholesaling.....	57	3	-5.0	-1.7	-1.5	3.0	-1.3	-0.6
Metals, minerals, and ores wholesaling ²	57	4	-9.0	10.5	4.4	5.5	-14.7	2.8
Chemicals and allied products wholesaling ²	57	5	3.2	1.0	-5.8	10.4	-3.9	0.8
Paper and plastics products wholesaling ²	57	6	-2.4	1.4	1.1	-1.1	-2.6	-0.4
Food wholesaling ²	57	8101	6.6	2.6	-1.4	0.8	1.2	0.4
Automotive parts, including tires, retailing ²	58	6102	0.5	3.8	1.3	0.2	-2.2	0.0
Hardware, building material, and supplies retailing.....	58	D	9.6	0.3	-0.7	-1.3	-1.6	-1.4
Transportation and warehousing services for intermediate demand.....	ID6	32	1.8	-0.2	0.8	0.1	1.2	0.0
Rail transportation of freight and mail ²	30	11	0.8	0.4	-0.1	1.1	-1.4	0.0
Truck transportation of freight ²	30	12	-3.6	-0.2	-1.5	-0.2	0.7	0.4
Water transportation of freight ²	30	13	11.0	-1.4	2.2	1.1	2.1	1.1
Air transportation of freight ²	30	14	0.4	2.1	-1.1	-0.7	-1.0	-0.1
U.S. Postal Service ²	30	1601	7.1	0.0	0.0	0.0	3.2	0.0
Courier and messenger services, except air mail.....	30	1602	4.3	0.0	0.5	0.1	0.0	0.3
Air mail and package delivery services, excluding by USPS.....	30	1603	4.1	-1.0	0.3	0.9	1.1	-0.4
Pipeline transportation ²	30	17	0.7	-0.2	0.0	0.1	-0.7	0.0
Transportation of passengers (partial).....	30	2	2.0	-0.4	2.6	-0.7	2.6	2.2
Services related to water transportation ²	31	1	5.0	0.3	0.4	1.0	0.5	0.6
Arrangement of freight and cargo ²	31	31	1.3	-0.3	12.3	-0.1	7.1	-5.1
Warehousing, storage, and related services ²	32	1	1.8	-0.4	-0.1	0.5	2.3	0.9
Services less trade, transportation, and warehousing for intermediate demand.....	ID6	31	4.1	0.4	0.5	0.8	0.1	0.3
Network compensation from broadcast TV, cable TV, radio ²	35	-	0.2	-0.1	0.0	0.2	0.0	0.0
Advertising space sales in periodicals and newspapers ²	36	11	-1.6	-0.2	0.0	0.3	0.1	0.0
Advertising space sales in directories and mail lists ²	36	12	0.1	0.0	0.0	0.0	0.0	0.0
Television advertising time sales.....	36	2	-12.5	6.3	1.7	-1.0	1.5	-8.4
Radio advertising time sales.....	36	3	-4.8	5.0	1.3	-15.0	7.4	-0.3
Internet advertising sales ²	36	6	1.3	0.0	0.0	-0.2	0.0	0.0
Business wired telecommunication services ²	37	12	2.6	0.2	-0.1	-0.4	1.1	0.1
Wireless telecommunication services.....	37	2	1.2	0.2	0.1	0.1	0.3	0.1
Cable and satellite subscriber services.....	37	3	4.0	-1.0	-0.1	0.8	1.1	-1.6
Bundled wired telecommunication access services ²	37	5	-0.5	-0.2	1.9	1.6	0.1	-0.2
Data processing and related services ²	38	1	1.6	0.3	0.3	0.4	0.1	-0.3
Business loans (partial).....	39	11	3.1	-1.2	-0.2	0.7	2.8	0.2

See footnotes at end of table.

Table 2. Producer price index percentage changes for selected commodity groupings by Final Demand-Intermediate Demand category, seasonally adjusted — Continued
 [March 2024]

Grouping	Commodity code		Unadjusted 12-month percent change ¹	Seasonally adjusted 1-month percent change ¹				
	Group code	Item code		Mar. 2023 to Mar. 2024 ^P	Oct. to Nov.	Nov. to Dec. ^P	Dec. to Jan. ^P	Jan. to Feb. ^P
Deposit services (partial) ²	39	2	19.7	2.3	3.2	0.9	1.1	2.7
Other credit intermediation, incl. trust services (partial) ²	39	3	1.4	-3.7	-0.2	0.0	1.3	0.0
Securities brokerage, dealing, investment advice, and related services ²	40	1	10.8	0.1	2.7	0.8	0.6	3.1
Portfolio management ²	40	2	13.5	-1.7	1.6	6.1	0.2	0.5
Investment banking ²	40	3	16.1	-0.7	-0.7	0.3	3.4	7.6
Life insurance ²	41	1101	-1.2	0.0	0.0	0.1	0.0	0.0
Health and medical insurance.....	41	1103	2.3	0.2	0.1	0.1	0.2	0.2
Property and casualty insurance ²	41	1104	6.8	0.4	0.7	0.4	0.4	0.2
Annuities ²	41	2	0.7	0.0	-0.1	0.3	0.0	0.0
Commissions from sales of insurance ²	42	1	0.3	0.0	0.1	0.0	0.3	0.0
Nonresidential real estate rents ²	43	11	5.3	1.4	1.1	1.7	-3.6	-0.6
Nonresidential property sales and leases ²	43	12	-4.5	-0.7	-1.8	-1.0	0.0	-0.1
Residential property management fees ²	43	22	4.7	1.1	-0.4	3.3	-0.1	0.0
Passenger car rental.....	44	1	-3.8	-2.1	1.3	-4.2	-2.0	4.2
Truck, utility trailer, and RV rental and leasing ²	44	2	-1.4	0.1	-0.6	0.0	-0.4	-0.3
Construction, mining, and forestry machinery and equipment rental and leasing ²	44	3	-0.3	-0.2	0.2	0.1	-0.8	0.6
Legal services.....	45	1	6.2	0.3	0.4	2.0	0.4	0.1
Accounting services (partial).....	45	2	7.0	-0.4	0.0	2.2	1.3	0.2
Architectural and engineering services.....	45	3	2.7	0.0	0.1	0.0	-0.1	0.0
Management, scientific, and technical consulting services ²	45	4	5.4	2.2	0.8	0.2	-0.2	0.1
Advertising and related services (partial) ²	45	5	-0.2	0.0	0.0	0.0	0.0	0.0
Permanent placement services ²	46	1	-12.9	0.7	0.8	0.4	-16.1	0.0
Executive search services ²	46	2	3.5	-0.9	2.3	-0.4	-0.3	-2.2
Staffing services.....	46	3	0.5	0.2	0.2	-0.2	0.0	0.1
Security guard services ²	48	1	11.6	-0.2	2.4	2.8	0.6	-0.1
Janitorial services ²	49	1	-0.5	0.4	0.0	0.7	0.0	0.0
Waste collection.....	50	1	4.5	0.9	-0.3	-0.1	-1.5	1.3
Traveler accommodation services.....	53	11	-4.6	1.0	-4.5	3.7	-1.2	-3.8
Commercial and industrial machinery and equipment repair and maintenance.....	55	1	5.9	0.4	0.8	1.2	-0.4	-0.3
Aircraft repair and maintenance.....	55	4	6.1	0.5	0.2	-0.3	-0.1	0.2
Metal treatment services ²	59	1	5.1	-0.3	0.6	1.3	0.0	0.5
Construction for intermediate demand.....	ID6	4	2.7	0.0	0.0	0.3	0.0	0.6
Maintenance and repair of non-residential buildings (partial) ²	80	2	2.7	0.0	0.0	0.3	0.0	0.6
Intermediate Demand by Production Flow								
Stage 4 intermediate demand.....	ID5	4	2.1	0.2	0.2	0.6	0.2	0.2
Stage 4 intermediate demand goods.....	ID5	9411	-0.3	-0.3	0.0	-0.1	0.6	-0.2
Grains.....	01	2	-31.9	-3.0	-1.4	-5.2	-8.3	2.5
Meats.....	02	21	7.6	0.1	4.8	-3.9	2.3	0.8
Unprocessed and packaged fish.....	02	23	-3.9	0.3	-0.3	5.5	-4.9	1.9
Dairy products ²	02	3	-0.9	-0.6	-1.4	-1.3	1.0	0.9
Commercial electric power.....	05	42	1.2	-0.5	1.1	-2.3	2.5	-1.4
Industrial electric power.....	05	43	2.4	-0.2	1.1	-2.0	2.2	-1.4
Gasoline.....	05	71	-1.5	-4.0	2.1	-3.4	6.7	-3.6
No. 2 diesel fuel.....	05	7303	-6.2	-3.7	-9.3	-0.7	14.9	0.9
Basic organic chemicals.....	06	14	-8.5	-3.5	-2.1	-3.6	3.1	0.1
Prepared paint ²	06	21	-1.2	0.0	0.0	0.1	-0.3	-0.2
Medicinal and botanical chemicals ²	06	31	9.1	0.0	-0.2	0.4	7.9	0.2
Biological products, including diagnostics.....	06	37	1.8	0.4	-0.3	-0.9	-0.3	0.4
Pharmaceutical preparations.....	06	38	1.6	0.1	0.2	-0.4	0.2	0.0
Plastic construction products ²	07	21	-2.0	0.0	-0.4	0.3	-0.1	0.0
Unsupported plastic film, sheet, and other shapes ²	07	22	-4.5	0.2	0.6	-1.3	1.0	-0.4
Parts for manufacturing from plastics ²	07	26	-0.9	-0.2	0.0	0.0	0.0	1.1
Plastic packaging products ²	07	2A	-1.4	0.2	-0.3	0.9	-0.6	0.4
Lumber.....	08	1	-3.5	-2.1	0.7	-1.0	-1.4	1.3
Millwork.....	08	2	-1.3	0.3	0.0	-0.1	1.4	-0.6
Paper boxes and containers ²	09	1503	-3.6	-0.3	-0.1	-0.5	0.0	-0.6
Commercial printing ²	09	47	1.7	0.1	0.0	0.8	0.2	0.1
Steel mill products ²	10	17	-3.6	-2.0	2.4	5.4	3.4	-7.8
Nonferrous wire and cable ²	10	26	-2.8	0.1	0.4	0.2	0.2	0.5
Fabricated structural metal products.....	10	7	1.2	0.5	1.2	0.7	-0.5	-0.8
Other miscellaneous metal products ²	10	89	1.6	0.1	0.0	0.3	0.4	0.3
Air conditioning and refrigeration equipment.....	11	48	1.4	0.6	0.0	-1.3	1.2	-1.0
Wiring devices ²	11	71	-4.9	-0.1	-0.5	-0.6	0.6	-0.1

See footnotes at end of table.

Table 2. Producer price index percentage changes for selected commodity groupings by Final Demand-Intermediate Demand category, seasonally adjusted — Continued
 [March 2024]

Grouping	Commodity code		Unadjusted 12-month percent change ¹	Seasonally adjusted 1-month percent change ¹				
	Group code	Item code		Mar. 2023 to Mar. 2024 ^P	Oct. to Nov.	Nov. to Dec. ^P	Dec. to Jan. ^P	Jan. to Feb. ^P
Electronic components and accessories.....	11	78	0.5	0.2	0.0	0.6	-0.2	-0.1
Miscellaneous electrical machinery and equipment ²	11	79	1.2	-0.1	0.0	0.2	0.3	0.0
Internal combustion engines ²	11	94	4.3	0.1	0.0	2.0	0.0	0.0
Machine shop products ²	11	95	1.9	0.0	-0.2	0.2	0.9	0.1
Concrete ingredients and related products.....	13	2	7.4	0.6	0.6	1.9	0.7	0.5
Concrete products.....	13	3	6.2	0.5	-0.3	0.9	0.7	0.0
Prepared asphalt, tar roofing and siding products ²	13	61	7.0	-0.5	0.3	-0.4	1.1	0.1
Paving mixtures and blocks.....	13	94	0.9	1.3	0.9	-0.2	-0.4	0.7
Motor vehicle parts ²	14	12	1.0	0.1	-0.2	0.1	0.1	0.1
Aircraft engines and engine parts.....	14	23	3.4	0.9	0.4	0.5	0.5	0.1
Aircraft parts and auxiliary equipment, n.e.c.....	14	25	1.5	0.1	0.0	0.2	0.3	0.1
Medical, surgical and personal aid devices.....	15	6	2.5	0.3	0.1	0.6	0.5	0.1
Stage 4 intermediate demand services.....	ID5	9412	4.3	0.5	0.4	1.1	-0.2	0.4
Truck transportation of freight ²	30	12	-3.6	-0.2	-1.5	-0.2	0.7	0.4
Courier, messenger, and U.S. postal services.....	30	16	5.2	-0.3	0.3	0.3	1.3	0.0
Airline passenger services.....	30	22	2.0	-0.4	2.6	-0.7	2.7	2.2
Warehousing, storage, and related services ²	32	1	1.8	-0.4	-0.1	0.5	2.3	0.9
Advertising space sales in periodicals and newspapers ²	36	11	-1.6	-0.2	0.0	0.3	0.1	0.0
Data processing and related services ²	38	1	1.6	0.3	0.3	0.4	0.1	-0.3
Business loans (partial).....	39	11	3.1	-1.2	-0.2	0.7	2.8	0.2
Deposit services (partial) ²	39	2	19.7	2.3	3.2	0.9	1.1	2.7
Securities brokerage, dealing, investment advice, and related services ²	40	1	10.8	0.1	2.7	0.8	0.6	3.1
Portfolio management ²	40	2	13.5	-1.7	1.6	6.1	0.2	0.5
Investment banking ²	40	3	16.1	-0.7	-0.7	0.3	3.4	7.6
Insurance.....	41	11	3.6	0.3	0.4	0.1	0.3	0.2
Annuities ²	41	2	0.7	0.0	-0.1	0.3	0.0	0.0
Nonresidential real estate rents ²	43	11	5.3	1.4	1.1	1.7	-3.6	-0.6
Nonresidential property sales and leases ²	43	12	-4.5	-0.7	-1.8	-1.0	0.0	-0.1
Nonresidential property management fees ²	43	13	7.6	-0.9	1.4	-3.7	4.2	0.3
Residential property management fees ²	43	22	4.7	1.1	-0.4	3.3	-0.1	0.0
Construction, mining, and forestry machinery and equipment rental and leasing ²	44	3	-0.3	-0.2	0.2	0.1	-0.8	0.6
Legal services.....	45	1	6.2	0.3	0.4	2.0	0.4	0.1
Advertising agency services ²	45	51	-0.2	0.0	0.0	0.0	0.0	0.0
Accounting services (partial).....	45	2	7.0	-0.4	0.0	2.2	1.3	0.2
Architectural and engineering services.....	45	3	2.7	0.0	0.1	0.0	-0.1	0.0
Management, scientific, and technical consulting services ²	45	4	5.4	2.2	0.8	0.2	-0.2	0.1
Staffing services.....	46	3	0.5	0.2	0.2	-0.2	0.0	0.1
Janitorial services ²	49	1	-0.5	0.4	0.0	0.7	0.0	0.0
Commercial and industrial machinery and equipment repair and maintenance.....	55	1	5.9	0.4	0.8	1.2	-0.4	-0.3
Machinery and equipment parts and supplies wholesaling ²	57	1102	4.3	1.5	-0.1	1.2	1.0	-1.2
Building materials, paint, and hardware wholesaling.....	57	3	-5.0	-1.7	-1.5	3.0	-1.3	-0.6
Metals, minerals, and ores wholesaling ²	57	4	-9.0	10.5	4.4	5.5	-14.7	2.8
Chemicals and allied products wholesaling ²	57	5	3.2	1.0	-5.8	10.4	-3.9	0.8
Paper and plastics products wholesaling ²	57	6	-2.4	1.4	1.1	-1.1	-2.6	-0.4
Food and alcohol wholesaling ²	57	8	6.6	2.3	-1.2	0.7	1.1	0.9
Hardware and building materials and supplies retailing.....	58	D	9.6	0.3	-0.7	-1.3	-1.6	-1.4
Metal treatment services ²	59	1	5.1	-0.3	0.6	1.3	0.0	0.5
Stage 3 intermediate demand.....	ID5	3	-0.4	-0.2	-0.4	0.3	1.0	0.0
Stage 3 intermediate demand goods.....	ID5	9311	-3.8	-1.1	-1.6	0.0	2.6	-0.1
Slaughter cattle.....	01	31	17.9	-4.4	-3.2	1.3	1.6	7.7
Slaughter hogs.....	01	32	-3.9	-4.4	-18.8	-2.9	35.6	4.6
Slaughter poultry.....	01	4	-6.4	-0.6	4.3	-1.4	0.8	-3.5
Raw milk.....	01	6	2.0	-1.4	-5.1	1.1	5.1	4.1
Commercial electric power.....	05	42	1.2	-0.5	1.1	-2.3	2.5	-1.4
Industrial electric power.....	05	43	2.4	-0.2	1.1	-2.0	2.2	-1.4
Gasoline.....	05	71	-1.5	-4.0	2.1	-3.4	6.7	-3.6
Jet fuel ²	05	7203	-8.9	-5.8	-12.1	0.4	11.5	-6.0
No. 2 diesel fuel.....	05	7303	-6.2	-3.7	-9.3	-0.7	14.9	0.9
Finished lubricants ²	05	76	-0.9	0.2	0.7	0.3	-0.1	-0.9
Lubricating oil base stocks ²	05	78	-8.1	2.1	-7.3	-3.6	9.5	-5.2
Asphalt.....	05	8102	13.0	2.3	4.3	2.7	-13.7	9.1
Basic inorganic chemicals ²	06	13	-12.7	-0.1	-0.2	-1.2	-0.3	-0.4
Basic organic chemicals.....	06	14	-8.5	-3.5	-2.1	-3.6	3.1	0.1
Paints and allied products ²	06	2	-1.6	0.2	-0.1	-0.1	-0.3	-0.2

See footnotes at end of table.

Table 2. Producer price index percentage changes for selected commodity groupings by Final Demand-Intermediate Demand category, seasonally adjusted — Continued
 [March 2024]

Grouping	Commodity code		Unadjusted 12-month percent change ¹	Seasonally adjusted 1-month percent change ¹				
	Group code	Item code		Mar. 2023 to Mar. 2024 ^P	Oct. to Nov.	Nov. to Dec. ^P	Dec. to Jan. ^P	Jan. to Feb. ^P
Agricultural chemicals and chemical products.....	06	5	-12.6	-0.9	1.7	0.1	-1.1	-0.1
Plastic resins and materials.....	06	6	-6.2	1.7	1.1	-0.6	1.0	-1.9
Synthetic rubber ²	07	1102	-3.1	0.2	-1.5	-1.6	1.2	3.6
Unsupported plastic film, sheet, and other shapes ²	07	22	-4.5	0.2	0.6	-1.3	1.0	-0.4
Paper ²	09	13	-0.9	-0.1	0.1	0.3	0.3	-0.5
Paperboard ²	09	14	-5.7	-0.1	-1.5	0.7	-0.2	0.1
Converted paper and paperboard products ²	09	15	-2.1	-0.2	-0.3	-0.4	0.2	-0.4
Commercial printing ²	09	47	1.7	0.1	0.0	0.8	0.2	0.1
Foundry and forge shop products ²	10	15	1.8	-0.1	0.9	0.7	0.5	0.3
Steel mill products ²	10	17	-3.6	-2.0	2.4	5.4	3.4	-7.8
Nonferrous mill shapes ²	10	25	-4.5	-0.1	0.1	-0.1	0.1	0.2
Nonferrous foundry shop products.....	10	28	3.2	-0.3	0.7	0.1	1.0	0.1
Metal containers ²	10	3	-2.3	-0.5	0.0	0.4	0.2	-0.2
Structural, architectural, and pre-engineered metal products.....	10	74	-0.1	0.6	1.9	1.2	-1.3	-1.4
Bolts, nuts, screws, rivets, and washers ²	10	81	7.4	0.3	0.0	1.8	0.0	0.5
Other miscellaneous metal products ²	10	89	1.6	0.1	0.0	0.3	0.4	0.3
General purpose machinery and equipment.....	11	4	4.0	0.1	0.3	-0.3	0.7	0.1
Electrical machinery and equipment.....	11	7	2.4	0.2	0.1	0.9	0.2	0.4
Construction sand, gravel, and crushed stone.....	13	21	8.3	0.5	0.5	2.6	1.2	0.4
Cement.....	13	22	5.0	0.8	0.7	0.3	-0.6	0.6
Motor vehicle parts ²	14	12	1.0	0.1	-0.2	0.1	0.1	0.1
Aircraft and aircraft equipment.....	14	2	3.9	0.2	0.2	0.5	0.3	0.1
Stage 3 intermediate demand services.....	ID5	9312	2.5	0.6	0.6	0.5	-0.2	0.0
Rail transportation of freight and mail ²	30	11	0.8	0.4	-0.1	1.1	-1.4	0.0
Courier, messenger, and U.S. postal services.....	30	16	5.2	-0.3	0.3	0.3	1.3	0.0
Arrangement of freight and cargo ²	31	31	1.3	-0.3	12.3	-0.1	7.1	-5.1
Freight forwarding ²	31	3201	-2.3	0.0	0.0	-0.5	-2.3	0.0
Warehousing, storage, and related services ²	32	1	1.8	-0.4	-0.1	0.5	2.3	0.9
Advertising space sales in periodicals, newspapers, directories, and mailing lists ²	36	1	-1.4	-0.2	0.0	0.3	0.1	0.0
Wired telephone services ²	37	1	2.9	0.1	0.0	-0.1	0.5	0.0
Bundled wired telecommunications access services ²	37	5	-0.5	-0.2	1.9	1.6	0.1	-0.2
Data processing and related services ²	38	1	1.6	0.3	0.3	0.4	0.1	-0.3
Business loans (partial).....	39	11	3.1	-1.2	-0.2	0.7	2.8	0.2
Deposit services (partial) ²	39	2	19.7	2.3	3.2	0.9	1.1	2.7
Securities brokerage, dealing, investment advice, and related services ²	40	1	10.8	0.1	2.7	0.8	0.6	3.1
Insurance.....	41	11	3.6	0.3	0.4	0.1	0.3	0.2
Nonresidential real estate rents ²	43	11	5.3	1.4	1.1	1.7	-3.6	-0.6
Legal services.....	45	1	6.2	0.3	0.4	2.0	0.4	0.1
Accounting services (partial).....	45	2	7.0	-0.4	0.0	2.2	1.3	0.2
Architectural and engineering services.....	45	3	2.7	0.0	0.1	0.0	-0.1	0.0
Management, scientific, and technical consulting services ²	45	4	5.4	2.2	0.8	0.2	-0.2	0.1
Advertising agency services ²	45	51	-0.2	0.0	0.0	0.0	0.0	0.0
Staffing services.....	46	3	0.5	0.2	0.2	-0.2	0.0	0.1
Aircraft repair maintenance.....	55	4	6.1	0.5	0.2	-0.3	-0.1	0.2
Machinery and equipment parts and supplies wholesaling ²	57	1102	4.3	1.5	-0.1	1.2	1.0	-1.2
Building materials, paint, and hardware wholesaling.....	57	3	-5.0	-1.7	-1.5	3.0	-1.3	-0.6
Metals, minerals, and ores wholesaling ²	57	4	-9.0	10.5	4.4	5.5	-14.7	2.8
Chemicals and allied products wholesaling ²	57	5	3.2	1.0	-5.8	10.4	-3.9	0.8
Paper and plastics products wholesaling ²	57	6	-2.4	1.4	1.1	-1.1	-2.6	-0.4
Food wholesaling ²	57	8101	6.6	2.6	-1.4	0.8	1.2	0.4
Metal treatment services ²	59	1	5.1	-0.3	0.6	1.3	0.0	0.5
Stage 2 intermediate demand.....	ID5	2	-0.4	-1.0	-1.2	1.0	-0.1	-1.3
Stage 2 intermediate demand goods.....	ID5	9211	-5.4	-2.5	-3.4	1.7	-0.9	-3.1
Corn.....	01	2202	-33.7	-3.5	-2.0	-6.5	-9.2	4.1
Oilseeds.....	01	83	-20.6	2.2	-3.8	-9.2	-8.9	-0.3
Prepared animal feeds.....	02	9	-10.6	-0.2	-0.7	-2.5	-2.4	-1.9
Coal ²	05	1	0.8	2.7	-1.6	0.3	0.7	-1.9
Natural gas ²	05	31	-43.8	10.3	0.2	16.2	-26.2	-37.0
Liquefied petroleum gas ²	05	32	0.6	-5.7	-0.8	3.5	3.6	-0.5
Crude petroleum ²	05	61	6.1	-9.6	-10.6	4.4	5.5	-0.8
No. 2 diesel fuel.....	05	7303	-6.2	-3.7	-9.3	-0.7	14.9	0.9
Industrial chemicals.....	06	1	-9.3	-2.9	-1.7	-3.1	2.5	0.0
Plastic resins and materials.....	06	6	-6.2	1.7	1.1	-0.6	1.0	-1.9
Plastic products ²	07	2	-1.3	0.2	-0.1	0.1	0.0	0.2
Logs, bolts, timber, pulpwood, and wood chips ²	08	5	-2.7	-1.1	-0.3	0.1	-0.4	0.1

See footnotes at end of table.

Table 2. Producer price index percentage changes for selected commodity groupings by Final Demand-Intermediate Demand category, seasonally adjusted — Continued
 [March 2024]

Grouping	Commodity code		Unadjusted 12-month percent change ¹	Seasonally adjusted 1-month percent change ¹				
	Group code	Item code		Mar. 2023 to Mar. 2024 ^P	Oct. to Nov.	Nov. to Dec. ^P	Dec. to Jan. ^P	Jan. to Feb. ^P
Paper ²	09	13	-0.9	-0.1	0.1	0.3	0.3	-0.5
Paperboard, excluding corrugated paperboard ²	09	1411	-6.3	0.0	-2.0	0.7	-0.2	0.2
Commercial printing ²	09	47	1.7	0.1	0.0	0.8	0.2	0.1
Iron and steel scrap.....	10	12	-18.1	4.9	-1.0	-3.8	-4.0	-15.7
Steel mill products ²	10	17	-3.6	-2.0	2.4	5.4	3.4	-7.8
Nonferrous mill shapes ²	10	25	-4.5	-0.1	0.1	-0.1	0.1	0.2
Electrical machinery and equipment.....	11	7	2.4	0.2	0.1	0.9	0.2	0.4
Electronic components and accessories.....	11	78	0.5	0.2	0.0	0.6	-0.2	-0.1
Stage 2 intermediate demand services.....	ID5	9212	3.2	0.2	0.4	0.6	0.6	0.0
Rail transportation of freight and mail ²	30	11	0.8	0.4	-0.1	1.1	-1.4	0.0
Truck transportation of freight ²	30	12	-3.6	-0.2	-1.5	-0.2	0.7	0.4
U.S. Postal Service ²	30	1601	7.1	0.0	0.0	0.0	3.2	0.0
Courier and messenger services, except air.....	30	1602	4.3	0.0	0.5	0.1	0.0	0.3
Air mail and package delivery services, excluding by USPS.....	30	1603	4.1	-1.0	0.3	0.9	1.1	-0.4
Pipeline transportation ²	30	17	0.7	-0.2	0.0	0.1	-0.7	0.0
Airline passenger services.....	30	22	2.0	-0.4	2.6	-0.7	2.7	2.2
Arrangement of freight and cargo ²	31	31	1.3	-0.3	12.3	-0.1	7.1	-5.1
Television advertising time sales.....	36	21	-12.5	6.3	1.7	-1.0	1.5	-8.4
Wireless telecommunication services.....	37	2	1.2	0.2	0.1	0.1	0.3	0.1
Data processing and related services ²	38	1	1.6	0.3	0.3	0.4	0.1	-0.3
Securities brokerage, dealing, investment advice, and related services ²	40	1	10.8	0.1	2.7	0.8	0.6	3.1
Portfolio management ²	40	2	13.5	-1.7	1.6	6.1	0.2	0.5
Investment banking ²	40	31	16.1	-0.7	-0.7	0.3	3.4	7.6
Insurance.....	41	11	3.6	0.3	0.4	0.1	0.3	0.2
Commissions from sales of insurance ²	42	11	0.3	0.0	0.1	0.0	0.3	0.0
Legal services.....	45	1	6.2	0.3	0.4	2.0	0.4	0.1
Accounting services (partial).....	45	2	7.0	-0.4	0.0	2.2	1.3	0.2
Management, scientific, and technical consulting services ²	45	4	5.4	2.2	0.8	0.2	-0.2	0.1
Advertising agency services ²	45	51	-0.2	0.0	0.0	0.0	0.0	0.0
Staffing services.....	46	3	0.5	0.2	0.2	-0.2	0.0	0.1
Security guard services ²	48	1	11.6	-0.2	2.4	2.8	0.6	-0.1
Janitorial services ²	49	1	-0.5	0.4	0.0	0.7	0.0	0.0
Traveler accommodation services.....	53	1	-4.6	1.0	-4.5	3.7	-1.2	-3.8
Commercial and industrial machinery and equipment repair and maintenance.....	55	1	5.9	0.4	0.8	1.2	-0.4	-0.3
Hardware and building materials and supplies retailing.....	58	D	9.6	0.3	-0.7	-1.3	-1.6	-1.4
Stage 1 intermediate demand.....	ID5	1	0.2	-0.2	-0.2	0.4	0.4	-0.1
Stage 1 intermediate demand goods.....	ID5	9111	-3.0	-0.9	-0.7	-0.2	1.4	-0.7
Prepared animal feeds.....	02	9	-10.6	-0.2	-0.7	-2.5	-2.4	-1.9
Commercial electric power.....	05	42	1.2	-0.5	1.1	-2.3	2.5	-1.4
Industrial electric power.....	05	43	2.4	-0.2	1.1	-2.0	2.2	-1.4
Commercial natural gas.....	05	52	-7.1	2.2	2.0	-0.2	2.0	0.2
Industrial natural gas.....	05	53	-6.4	1.1	-0.4	3.6	-0.4	1.8
Gasoline.....	05	71	-1.5	-4.0	2.1	-3.4	6.7	-3.6
No. 2 diesel fuel.....	05	7303	-6.2	-3.7	-9.3	-0.7	14.9	0.9
Industrial chemicals.....	06	1	-9.3	-2.9	-1.7	-3.1	2.5	0.0
Prepared paint ²	06	21	-1.2	0.0	0.0	0.1	-0.3	-0.2
Plastic construction products ²	07	21	-2.0	0.0	-0.4	0.3	-0.1	0.0
Recyclable paper ²	09	12	77.5	4.0	2.7	8.0	3.0	5.0
Paper ²	09	13	-0.9	-0.1	0.1	0.3	0.3	-0.5
Converted paper and paperboard products ²	09	15	-2.1	-0.2	-0.3	-0.4	0.2	-0.4
Iron and steel scrap.....	10	12	-18.1	4.9	-1.0	-3.8	-4.0	-15.7
Steel mill products ²	10	17	-3.6	-2.0	2.4	5.4	3.4	-7.8
Primary nonferrous metals ²	10	22	6.6	0.6	-1.0	0.6	3.6	1.1
Nonferrous scrap.....	10	23	-1.7	-0.7	2.1	-2.2	-0.9	4.2
Nonferrous wire and cable ²	10	26	-2.8	0.1	0.4	0.2	0.2	0.5
Fabricated structural metal products.....	10	7	1.2	0.5	1.2	0.7	-0.5	-0.8
General purpose machinery and equipment.....	11	4	4.0	0.1	0.3	-0.3	0.7	0.1
Construction sand, gravel, and crushed stone.....	13	21	8.3	0.5	0.5	2.6	1.2	0.4
Stage 1 intermediate demand services.....	ID5	9112	3.5	0.6	0.3	0.9	-0.5	0.5
Truck transportation of freight ²	30	12	-3.6	-0.2	-1.5	-0.2	0.7	0.4
Airline passenger services.....	30	22	2.0	-0.4	2.6	-0.7	2.7	2.2
Advertising space sales in periodicals, newspapers, directories, and mailing lists ²	36	1	-1.4	-0.2	0.0	0.3	0.1	0.0
Business wired telecommunication services ²	37	12	2.6	0.2	-0.1	-0.4	1.1	0.1
Wireless telecommunication services.....	37	2	1.2	0.2	0.1	0.1	0.3	0.1

See footnotes at end of table.

Table 2. Producer price index percentage changes for selected commodity groupings by Final Demand-Intermediate Demand category, seasonally adjusted — Continued
 [March 2024]

Grouping	Commodity code		Unadjusted 12-month percent change ¹	Seasonally adjusted 1-month percent change ¹				
	Group code	Item code		Mar. 2023 to Mar. 2024 ^p	Oct. to Nov.	Nov. to Dec. ^p	Dec. to Jan. ^p	Jan. to Feb. ^p
Bundled wired telecommunications access services ²	37	5	-0.5	-0.2	1.9	1.6	0.1	-0.2
Business loans (partial).....	39	11	3.1	-1.2	-0.2	0.7	2.8	0.2
Deposit services (partial) ²	39	2	19.7	2.3	3.2	0.9	1.1	2.7
Securities brokerage, dealing, investment advice, and related services ²	40	1	10.8	0.1	2.7	0.8	0.6	3.1
Portfolio management ²	40	2	13.5	-1.7	1.6	6.1	0.2	0.5
Investment banking ²	40	3	16.1	-0.7	-0.7	0.3	3.4	7.6
Insurance.....	41	11	3.6	0.3	0.4	0.1	0.3	0.2
Nonresidential real estate rents ²	43	11	5.3	1.4	1.1	1.7	-3.6	-0.6
Architectural and engineering services.....	45	3	2.7	0.0	0.1	0.0	-0.1	0.0
Management consulting services ²	45	41	5.4	2.2	0.8	0.2	-0.2	0.1
Waste collection.....	50	1	4.5	0.9	-0.3	-0.1	-1.5	1.3
Traveler accommodation services.....	53	11	-4.6	1.0	-4.5	3.7	-1.2	-3.8
Commercial and industrial machinery and equipment repair and maintenance.....	55	1	5.9	0.4	0.8	1.2	-0.4	-0.3
Machinery and equipment parts and supplies wholesaling ²	57	1102	4.3	1.5	-0.1	1.2	1.0	-1.2
Building materials, paint, and hardware wholesaling.....	57	3	-5.0	-1.7	-1.5	3.0	-1.3	-0.6
Metals, minerals, and ores wholesaling ²	57	4	-9.0	10.5	4.4	5.5	-14.7	2.8
Chemicals and allied products wholesaling ²	57	5	3.2	1.0	-5.8	10.4	-3.9	0.8
Paper and plastics products wholesaling ²	57	6	-2.4	1.4	1.1	-1.1	-2.6	-0.4
Hardware and building materials and supplies retailing.....	58	D	9.6	0.3	-0.7	-1.3	-1.6	-1.4
Mining services ²	60	1	1.8	1.2	1.3	-0.2	0.4	0.6

¹ All indexes are subject to revision for 4 months after their originally scheduled publication to incorporate late reports and corrections by survey respondents. In addition, seasonally adjusted indexes are subject to change for up to 5 years due to the recalculation of seasonal factors published each January.

² Seasonal tests did not indicate the presence of seasonality. Data shown is not seasonally adjusted.

³ Trade indexes measure changes in margins received by wholesalers and retailers.

p Preliminary

"-" Data not available.

NOTE: The term "(partial)" denotes incomplete coverage of the index category.

Table 3. Producer price indexes for Final Demand-Intermediate Demand groupings, seasonally adjusted
 [March 2024, Index base Nov. 2009=100, unless otherwise indicated]

Grouping	Other index base	Commodity code		Seasonally adjusted index ¹				
		Group code	Item code	Nov. 2023	Dec. 2023 ^p	Jan. 2024 ^p	Feb. 2024 ^p	Mar. 2024 ^p
Final Demand								
Final demand.....		FD	4	142.267	142.159	142.676	143.466	143.687
Final demand goods.....		FD	41	142.960	142.801	142.631	144.309	144.137
Final demand foods.....		FD	411	150.798	150.784	150.402	152.078	153.345
Finished consumer foods ²	00/82	FD	4111	266.783	266.963	268.089	273.084	275.281
Finished consumer foods, crude.....	00/82	FD	411113	264.889	248.093	267.841	295.277	283.379
Finished consumer foods, processed.....	00/82	FD	41112	265.806	267.603	266.949	269.769	273.309
Government purchased foods.....		FD	4112	156.471	157.478	155.338	156.961	158.263
Foods for export.....		FD	4113	149.282	148.315	144.015	140.482	141.857
Final demand energy.....		FD	412	141.212	140.064	138.383	144.048	141.794
Finished consumer energy goods ²	00/82	FD	4121	219.817	221.175	218.244	225.602	222.313
Government purchased energy.....		FD	4122	153.323	145.706	144.143	154.492	151.739
Energy for export.....		FD	4123	137.968	127.662	127.656	135.083	131.977
Final demand goods less foods and energy.....		FD	413	141.429	141.539	141.900	142.347	142.422
Finished goods less foods and energy ²	00/82	FD	4131	249.122	249.241	250.063	250.898	251.468
Finished consumer goods less foods and energy.....	00/82	FD	41311	276.782	276.897	277.336	278.357	278.663
Nondurable consumer goods less foods and energy.....	00/82	FD	413111	359.741	360.071	360.513	362.520	362.460
Durable consumer goods.....	00/82	FD	413112	191.834	191.767	192.176	192.323	192.914
Private capital equipment.....	00/82	FD	41312	213.944	214.061	215.183	215.818	216.596
Private capital equipment for manufacturing industries.....	00/82	FD	413121	229.715	230.232	231.891	232.610	233.867
Private capital equipment for nonmanufacturing industries.....	00/82	FD	413122	209.227	209.225	210.189	210.800	211.436
Government purchased goods, excluding foods and energy.....		FD	4132	137.555	137.618	138.202	138.632	139.022
Government purchased goods excluding foods, energy, and capital equipment.....		FD	41321	145.539	145.588	145.771	146.293	146.575
Government purchased capital equipment.....		FD	41322	125.447	125.526	126.579	126.892	127.404
Goods for export, excluding foods and energy.....		FD	4133	137.287	137.480	137.572	137.962	137.499
Final demand services.....		FD	42	140.824	140.733	141.559	141.978	142.378
Final demand trade services ³		FD	423	152.081	150.337	150.637	150.783	151.229
Trade of finished goods ²		FD	4231	149.976	148.674	148.470	148.750	149.178
Trade of personal consumption goods.....		FD	42311	149.534	149.599	148.894	149.347	149.497
Trade of private capital equipment.....		FD	42312	150.232	142.888	144.908	144.417	146.075
Trade of government purchased goods.....		FD	4232	166.279	161.596	163.977	164.096	164.626
Trade of government purchased goods, excluding capital equipment.....		FD	42321	172.210	171.279	171.303	171.463	171.168
Trade of government purchased capital equipment.....		FD	42322	155.824	145.581	151.460	151.514	153.267
Trade of exports.....		FD	4233	166.506	161.700	165.999	164.851	165.436
Final demand transportation and warehousing services.....		FD	422	149.708	149.515	149.245	150.920	152.117
Transportation of passengers for final demand.....		FD	4221	133.715	137.204	136.259	139.873	142.952
Transportation of private passengers.....		FD	42211	133.720	137.202	136.259	139.866	142.939
Transportation of government passengers.....		FD	42212	133.517	136.968	136.032	139.607	142.651
Transportation of passengers for export.....		FD	42213	133.701	137.219	136.267	139.913	143.018
Transportation and warehousing of goods for final demand.....		FD	4222	155.125	153.496	153.492	154.399	154.855
Transportation and warehousing of finished goods ²		FD	42221	153.084	151.287	151.222	152.171	152.641
Transportation and warehousing of personal consumption goods.....		FD	422211	153.621	151.862	151.801	152.795	153.258
Transportation and warehousing of private capital equipment.....		FD	422212	150.905	148.955	148.877	149.639	150.138
Transportation and warehousing of government purchased goods.....		FD	42222	153.786	152.375	152.463	153.631	154.142
Transportation and warehousing of exports.....		FD	42223	161.277	159.980	160.095	160.859	161.273
Final demand services less trade, transportation, and warehousing.....		FD	421	134.739	135.325	136.472	136.869	137.165
Finished services less trade, transportation, and warehousing ²		FD	4211	135.057	135.566	136.726	137.121	137.344
Finished consumer services less trade, transportation, and warehousing.....		FD	42111	134.373	134.845	136.215	136.670	136.871
Private capital investment services less trade, transportation, and warehousing.....		FD	42112	141.528	142.329	141.853	141.786	142.181
Government purchased services less trade, transportation, and warehousing.....		FD	4212	125.364	126.045	127.178	127.357	127.523
Gov. purchased services less trade, transportation, and warehousing, excl. capital investment.....		FD	42121	126.017	126.686	127.949	128.146	128.282
Government purchased capital investment services less trade, transportation, and warehousing.....		FD	42122	110.003	110.805	110.049	109.952	110.537
Services for export less trade, transportation, and warehousing.....		FD	4213	141.691	143.293	144.286	144.947	146.460
Final demand construction.....		FD	43	174.118	174.176	174.643	174.602	174.757
Construction for private capital investment.....		FD	431	178.171	178.287	178.685	178.648	178.839
Construction for government.....		FD	432	166.586	166.522	167.138	167.090	167.167
Final Demand Special Groupings								
Final demand less exports.....	04/10	FD	49101	139.896	139.863	140.378	141.226	141.440
Final demand less government.....	04/10	FD	49102	140.272	140.228	140.732	141.458	141.692
Final demand less foods, food and nonalcoholic beverages for immediate consumption, and energy ¹	04/10	FD	49103	140.299	140.203	140.985	141.418	141.726
Final demand less foods and energy ⁴	04/10	FD	49104	140.092	140.048	140.757	141.166	141.486
Final demand less foods and food and nonalcoholic beverages for immediate consumption ⁴	04/10	FD	49105	139.924	139.759	140.377	141.149	141.289

See footnotes at end of table.

Table 3. Producer price indexes for Final Demand-Intermediate Demand groupings, seasonally adjusted — Continued

[March 2024, Index base Nov. 2009=100, unless otherwise indicated]

Grouping	Other index base	Commodity code		Seasonally adjusted index ¹				
		Group code	Item code	Nov. 2023	Dec. 2023 ^P	Jan. 2024 ^P	Feb. 2024 ^P	Mar. 2024 ^P
Final demand less foods ⁴	04/10	FD	49106	139.681	139.569	140.128	140.858	141.018
Final demand less energy.....	04/10	FD	49107	140.446	140.403	141.050	141.529	141.901
Final demand less trade services.....	01/10	FD	49108	138.344	138.595	139.153	140.074	140.244
Final demand less distributive services ⁵	01/10	FD	49109	137.791	138.122	138.704	139.627	139.785
Final demand goods less energy.....	01/10	FD	49111	141.964	142.046	142.243	142.950	143.282
Final demand goods less foods.....	04/10	FD	49112	138.229	138.043	137.921	139.563	139.096
Final demand services less trade services.....	04/10	FD	49113	134.959	135.467	136.472	136.985	137.363
Final demand distributive services ⁵	04/10	FD	49114	149.478	147.787	148.034	148.294	148.733
Final demand goods plus final demand distributive services ⁵	04/10	FD	49115	143.594	142.802	142.808	143.873	143.957
Final demand less foods, energy, and trade services ⁴	08/13	FD	49116	129.107	129.471	130.236	130.684	130.955
Private and government purchased capital equipment.....	08/13	FD	49117	129.175	129.247	129.981	130.356	130.833
Private and government purchased capital investment services.....	08/13	FD	49118	134.412	132.021	132.599	132.441	133.272
Total private and government purchased capital investment.....	08/13	FD	49119	135.019	133.861	134.472	134.525	135.133
Total finished ²	01/10	FD	49201	140.852	140.900	141.413	142.211	142.443
Total finished less foods, food and nonalcoholic beverages for immediate consumption, and energy ^{2, 4}	12/10	FD	49202	139.774	139.765	140.429	140.854	141.171
Total finished less foods and energy ^{2, 4}	01/10	FD	49203	140.634	140.624	141.288	141.719	142.046
Total finished less foods and food and nonalcoholic beverages for immediate consumption ^{2, 4}	12/10	FD	49204	138.957	139.002	139.506	140.188	140.355
Total finished less foods ^{2, 4}	01/10	FD	49205	140.369	140.413	140.920	141.609	141.787
Total finished less energy ²	01/10	FD	49206	141.142	141.139	141.801	142.361	142.738
Finished goods ²	00/82	FD	49207	254.608	255.077	254.988	258.454	258.353
Finished goods less energy ²	00/82	FD	49208	253.009	253.144	254.045	255.993	256.999
Finished goods, excluding foods ^{2, 4}	00/82	FD	49209	250.745	251.288	250.879	253.935	253.232
Finished services ²	01/10	FD	49210	139.121	139.094	139.800	140.232	140.562
Private capital investment services.....	04/10	FD	49211	144.579	142.184	142.664	142.485	143.355
Finished distributive services ^{2, 5}	04/10	FD	49212	147.261	145.926	145.743	146.097	146.522
Finished services less trade services ²	04/10	FD	49213	134.879	135.326	136.368	136.857	137.150
Finished services less distributive services ^{2, 5}	04/10	FD	49214	134.145	134.716	135.821	136.286	136.570
Total private capital investment (goods, services, and construction).....	04/10	FD	49215	143.040	141.811	142.361	142.407	143.065
Finished goods plus finished distributive services ²	04/10	FD	49216	144.494	143.986	143.872	145.042	145.218
Total exports.....	04/10	FD	49301	140.493	139.912	140.378	140.699	140.947
Goods for export.....	00/82	FD	49302	232.645	231.728	231.014	231.579	230.906
Services for export.....	04/10	FD	49303	151.774	151.109	152.814	153.131	154.275
Total government purchases.....	04/10	FD	49401	137.462	136.647	137.203	138.578	138.619
Government purchased goods.....	00/82	FD	49402	233.516	230.591	230.136	235.189	234.680
Government purchased services.....	04/10	FD	49403	134.003	133.801	135.032	135.339	135.656
Total government purchased capital investment (goods, services, construction).....	08/13	FD	49404	132.986	131.863	133.120	133.234	133.734
Government purchases, defense.....	05/15	FD	49405	125.055	123.404	124.117	125.823	125.684
Government purchases, non-defense.....	05/15	FD	49406	131.511	131.138	131.587	132.696	132.820
Personal consumption.....	01/10	FD	49501	140.270	140.609	141.114	142.084	142.219
Personal consumption goods (finished consumer goods).....	00/82	FD	49502	271.823	272.446	271.823	276.533	276.045
Personal consumption goods less energy.....	00/82	FD	49503	273.014	273.157	273.898	276.652	277.783
Personal consumption goods less foods.....	00/82	FD	49504	272.055	272.861	271.498	276.051	274.427
Personal consumption nondurable goods less foods.....	00/82	FD	49508	307.115	308.312	306.156	312.722	310.097
Personal consumption services.....	04/10	FD	49505	137.758	138.097	138.835	139.360	139.606
Personal consumption less trade services.....	04/10	FD	49506	137.368	137.775	138.579	139.673	139.804
Personal consumption less distributive services ⁵	04/10	FD	49507	137.016	137.500	138.335	139.435	139.554
Personal consumption less foods and energy.....	04/14	FD	49510	129.134	129.423	130.064	130.555	130.776
Personal consumption less foods, energy, and trade services ³	04/14	FD	49511	126.456	126.815	127.846	128.358	128.604
Personal consumption less foods, energy, and distributive services ⁵	04/14	FD	49512	126.354	126.801	127.883	128.380	128.620
Personal consumption goods plus personal consumption distributive services ⁵	08/13	FD	49509	132.751	132.829	132.395	133.746	133.716
Intermediate Demand by Commodity Type								
Processed goods								
Processed goods for intermediate demand.....	00/82	ID6	1	255.588	254.475	254.135	257.995	256.651
Materials and components for manufacturing.....	00/82	ID6	11	231.059	231.609	232.130	234.073	233.015
Materials for manufacturing.....		ID6	111	142.407	142.796	142.976	144.714	143.477
Materials for food manufacturing.....	00/82	ID6	1111	248.841	250.340	246.532	250.728	254.258
Materials for nondurable manufacturing.....	00/82	ID6	1112	261.015	259.702	257.691	260.183	260.432
Materials for durable manufacturing.....	00/82	ID6	1113	273.026	275.831	280.925	284.561	276.508
Components for manufacturing.....	00/82	ID6	112	188.361	188.704	189.426	189.874	190.241
Components for nondurable manufacturing.....		ID6	1121	145.270	145.698	145.443	146.074	146.267
Components for durable manufacturing.....		ID6	1122	132.994	133.228	133.776	134.079	134.342
Materials and components for construction.....	00/82	ID6	12	352.868	353.706	354.423	355.337	355.140
Materials for construction.....		ID6	121	167.847	168.020	168.497	169.294	169.449
Components for construction.....		ID6	122	179.358	179.974	180.223	180.381	180.071
Processed fuels and lubricants for intermediate demand.....	00/82	ID6	13	247.721	240.649	237.949	252.070	248.302
Processed fuels and lubricants to manufacturing industries.....	00/82	ID6	131	258.227	251.428	247.844	257.048	254.913

See footnotes at end of table.

Table 3. Producer price indexes for Final Demand-Intermediate Demand groupings, seasonally adjusted — Continued

[March 2024, Index base Nov. 2009=100, unless otherwise indicated]

Grouping	Other index base	Commodity code		Seasonally adjusted index ¹				
		Group code	Item code	Nov. 2023	Dec. 2023 ^P	Jan. 2024 ^P	Feb. 2024 ^P	Mar. 2024 ^P
Processed fuels and lubricants to nonmanufacturing industries.....	00/82	ID6	132	244.687	237.520	235.097	250.809	246.515
Containers for intermediate demand.....	00/82	ID6	14	304.671	304.742	304.367	304.489	303.480
Supplies for intermediate demand.....	00/82	ID6	15	250.610	250.570	250.219	250.243	250.077
Supplies to manufacturing industries.....	00/82	ID6	151	245.378	245.616	246.674	246.594	246.948
Supplies to nonmanufacturing industries.....	00/82	ID6	152	249.433	249.350	248.784	248.823	248.578
Supplies to nonmanufacturing industries, feeds.....	00/82	ID6	1521	234.791	230.922	224.963	217.276	213.156
Supplies to nonmanufacturing industries, other than feeds.....	00/82	ID6	1522	253.343	253.751	253.881	254.927	255.185
Unprocessed goods								
Unprocessed goods for intermediate demand.....	00/82	ID6	2	251.309	240.982	244.612	242.896	238.367
Unprocessed foodstuffs and feedstuffs.....	00/82	ID6	21	219.200	211.966	208.824	212.133	216.786
Unprocessed nonfood materials.....	00/82	ID6	22	263.730	251.599	260.013	254.704	243.670
Unprocessed nonfood materials except fuel.....	00/82	ID6	221	328.565	310.566	315.471	321.728	320.577
Unprocessed nonfood materials except fuel to manufacturing industries.....	00/82	ID6	2211	303.588	286.046	290.426	296.312	295.108
Unprocessed nonfood materials except fuel to nonmanufacturing industries.....	00/82	ID6	2212	357.427	358.968	367.831	372.202	374.206
Unprocessed fuel.....	00/82	ID6	222	128.545	128.087	142.735	115.813	86.620
Unprocessed fuel to manufacturing industries.....	00/82	ID6	2221	226.485	223.405	229.510	220.666	206.247
Unprocessed fuel to nonmanufacturing industries.....	00/82	ID6	2222	126.693	126.369	141.917	113.208	82.349
Services								
Services for intermediate demand.....		ID6	3	147.485	148.131	149.236	149.214	149.560
Trade services for intermediate demand ⁵		ID6	33	176.792	176.411	178.297	175.562	175.641
Trade services for manufacturing industries.....	12/12	ID6	331	161.463	160.864	164.372	160.623	160.824
Trade services for nonmanufacturing industries.....	12/12	ID6	332	157.379	157.280	157.256	156.014	155.962
Transportation and warehousing services for intermediate demand.....		ID6	32	155.934	157.166	157.301	159.224	159.246
Transportation of passengers for intermediate demand.....		ID6	321	133.581	137.031	136.096	139.669	142.712
Transportation of passengers for manufacturing industries.....		ID6	3211	133.679	137.195	136.243	139.886	142.990
Transportation of passengers for nonmanufacturing industries.....		ID6	3212	133.630	137.073	136.139	139.705	142.741
Transportation and warehousing of goods for intermediate demand.....		ID6	322	158.348	159.374	159.610	161.383	161.123
Transportation and warehousing of goods for manufacturing industries.....	12/12	ID6	3221	130.954	130.134	130.434	130.569	131.009
Transportation and warehousing of goods for nonmanufacturing industries.....	12/12	ID6	3222	141.635	143.038	143.219	145.191	144.768
Services less trade, transportation, and warehousing for intermediate demand.....		ID6	31	138.246	138.997	140.102	140.301	140.759
Services less trade, transportation, and warehousing for manufacturing industries.....		ID6	311	129.610	130.217	132.496	132.397	132.913
Services less trade, transportation, and warehousing for nonmanufacturing industries.....		ID6	312	138.521	139.277	140.342	140.551	141.007
Construction								
Construction for intermediate demand.....		ID6	4	145.959	145.988	146.400	146.405	147.220
Intermediate Demand by Commodity Type Special Groupings								
Processed materials less foods and feeds.....	00/82	ID6	9111	256.821	255.570	255.598	259.766	258.132
Processed foods and feeds.....	00/82	ID6	9112	243.805	244.033	240.090	240.907	242.420
Processed energy goods.....	00/82	ID6	9113	248.871	241.766	239.053	253.253	249.464
Processed materials less energy.....	00/82	ID6	9118	254.196	254.587	254.841	256.073	255.355
Processed materials less foods and energy.....	00/82	ID6	9115	255.045	255.455	256.251	257.533	256.530
Intermediate distributive services ⁶	04/10	ID6	9116	166.265	166.501	167.644	166.904	166.835
Processed goods plus intermediate distributive services.....	04/10	ID6	9117	146.310	145.932	146.105	147.446	146.892
Unprocessed materials less agricultural products.....	00/82	ID6	9211	270.176	256.890	267.347	262.929	250.215
Unprocessed energy materials ⁷	00/82	ID6	9212	203.760	188.145	200.143	196.201	182.581
Unprocessed materials less energy.....	00/82	ID6	9213	273.368	268.187	264.388	264.930	268.650
Unprocessed nonfood materials less energy ⁸	00/82	ID6	9216	434.930	436.281	430.532	422.443	423.105
Intermediate Demand by Production Flow								
Stage 4 Intermediate Demand								
Stage 4 intermediate demand.....		ID5	4	149.042	149.382	150.233	150.472	150.718
Inputs to stage 4 goods producers.....		ID5	41	146.109	145.946	146.617	146.344	146.046
Goods.....		ID5	411	138.471	138.360	138.482	138.574	138.247
Foods.....		ID5	4111	144.619	144.367	141.650	138.785	139.261
Energy.....		ID5	4112	150.873	142.766	140.543	140.605	138.619
Goods excluding foods and energy.....		ID5	4113	137.523	137.508	138.086	138.632	138.196
Services.....		ID5	412	171.537	171.198	173.698	172.191	171.995
Trade services.....		ID5	4123	184.380	183.762	187.019	184.849	184.367
Transportation and warehousing services.....		ID5	4122	136.640	136.471	136.770	136.895	137.675
Transportation of passengers.....		ID5	41221	133.700	137.218	136.266	139.912	143.017
Transportation and warehousing of goods.....		ID5	41222	146.264	145.361	145.926	145.368	145.744
Services less trade, transportation, and warehousing.....		ID5	4121	131.640	132.071	132.898	132.876	133.197
Inputs to stage 4 services producers.....		ID5	42	146.598	147.202	148.248	148.787	149.418

See footnotes at end of table.

Table 3. Producer price indexes for Final Demand-Intermediate Demand groupings, seasonally adjusted — Continued

[March 2024, Index base Nov. 2009=100, unless otherwise indicated]

Grouping	Other index base	Commodity code		Seasonally adjusted index ¹				
		Group code	Item code	Nov. 2023	Dec. 2023 ^P	Jan. 2024 ^P	Feb. 2024 ^P	Mar. 2024 ^P
Goods.....		ID5	421	146.116	146.167	145.306	147.265	147.169
Foods.....		ID5	4211	147.667	148.301	146.394	147.842	150.750
Energy.....		ID5	4212	141.389	141.172	138.771	143.860	141.641
Goods excluding foods and energy.....		ID5	4213	147.539	147.566	147.936	148.189	148.426
Services.....		ID5	422	146.540	147.328	149.008	149.070	149.943
Trade services.....		ID5	4223	165.105	163.551	165.999	165.013	165.074
Transportation and warehousing services.....		ID5	4222	151.294	152.424	152.595	155.542	156.163
Transportation of passengers.....		ID5	42221	133.199	136.683	135.740	139.350	142.425
Transportation and warehousing of goods.....		ID5	42222	154.998	155.734	156.095	158.941	159.150
Services less trade, transportation, and warehousing.....		ID5	4221	143.012	144.008	145.752	145.623	146.603
Construction.....		ID5	423	145.959	145.988	146.400	146.405	147.220
Inputs to stage 4 construction producers.....		ID5	43	163.248	163.608	164.030	164.165	164.009
Goods.....		ID5	431	167.086	167.553	167.792	168.903	168.600
Energy.....		ID5	4312	150.066	148.907	145.554	153.954	151.144
Goods excluding foods and energy.....		ID5	4313	172.627	173.268	173.873	174.287	174.227
Services.....		ID5	432	153.332	153.427	154.303	151.982	152.195
Trade services.....		ID5	4323	173.615	174.439	176.496	170.456	170.574
Transportation and warehousing services.....		ID5	4322	147.620	145.883	145.866	146.374	146.853
Transportation of passengers.....		ID5	43221	139.372	143.033	142.042	145.835	149.066
Transportation and warehousing of goods.....		ID5	43222	148.603	146.726	146.733	147.165	147.579
Services less trade, transportation, and warehousing.....		ID5	4321	132.755	132.931	133.128	132.900	133.083
Stage 3 Intermediate Demand								
Stage 3 intermediate demand.....		ID5	3	146.099	145.544	145.970	147.467	147.446
Inputs to stage 3 goods producers.....		ID5	31	153.673	152.747	153.499	154.602	155.081
Goods.....		ID5	311	148.095	147.005	147.228	149.628	149.992
Foods.....		ID5	3111	160.139	155.700	153.718	159.287	162.988
Energy.....		ID5	3112	142.029	137.215	137.775	135.837	138.168
Goods excluding foods and energy.....		ID5	3113	147.460	147.991	149.143	150.524	149.369
Services.....		ID5	312	164.832	164.598	167.338	163.335	164.228
Trade services.....		ID5	3123	173.004	173.081	177.883	169.996	171.096
Transportation and warehousing services.....		ID5	3122	149.889	148.840	149.090	149.760	150.452
Transportation of passengers.....		ID5	31221	142.354	146.097	145.084	148.964	152.268
Transportation and warehousing of goods.....		ID5	31222	150.093	148.781	149.101	149.593	150.140
Services less trade, transportation, and warehousing.....		ID5	3121	135.634	136.002	136.607	136.316	136.792
Inputs to stage 3 services producers.....		ID5	32	139.304	139.007	139.203	141.015	140.640
Goods.....		ID5	321	127.826	122.166	121.720	128.963	127.494
Foods.....		ID5	3211	157.256	156.193	155.102	154.295	154.120
Energy.....		ID5	3212	128.918	119.615	118.624	130.390	127.734
Goods excluding foods and energy.....		ID5	3213	135.774	135.739	136.193	136.561	136.952
Services.....		ID5	322	142.150	143.261	143.624	144.028	143.924
Trade services.....		ID5	3223	200.490	201.309	198.778	197.800	197.991
Transportation and warehousing services.....		ID5	3222	163.004	165.590	165.645	168.297	167.365
Transportation of passengers.....		ID5	32221	104.355	104.603	104.462	104.633	104.745
Transportation and warehousing of goods.....		ID5	32222	163.509	166.107	166.163	168.828	167.891
Services less trade, transportation, and warehousing.....		ID5	3221	133.420	134.149	134.770	134.641	134.747
Construction.....		ID5	323	145.959	145.988	146.400	146.405	147.220
Inputs to stage 3 construction producers.....		ID5	33	142.173	142.294	142.305	141.625	141.358
Goods.....		ID5	331	133.515	133.803	134.145	134.716	135.092
Goods excluding foods and energy.....		ID5	3313	170.130	170.497	170.933	171.661	172.140
Services.....		ID5	332	171.347	171.283	170.901	168.630	167.553
Trade services.....		ID5	3323	176.619	176.493	175.947	173.480	172.215
Transportation and warehousing services.....		ID5	3322	116.109	116.385	117.379	116.610	116.872
Transportation and warehousing of goods.....		ID5	33222	122.557	122.848	123.898	123.087	123.363
Services less trade, transportation, and warehousing.....		ID5	3321	126.124	126.672	127.684	127.230	127.899
Stage 2 Intermediate Demand								
Stage 2 intermediate demand.....		ID5	2	135.574	133.968	135.347	135.276	133.567
Inputs to stage 2 goods producers.....		ID5	21	124.165	120.716	122.708	121.622	118.690
Goods.....		ID5	211	119.479	114.915	117.189	115.781	111.720
Foods.....		ID5	2111	159.015	155.451	148.098	139.663	137.626
Energy.....		ID5	2112	90.224	83.591	88.783	87.357	81.616
Goods excluding foods and energy.....		ID5	2113	141.694	141.242	140.371	140.900	139.789
Services.....		ID5	212	151.838	151.664	152.959	152.797	153.196
Trade services.....		ID5	2123	172.162	170.519	172.675	171.889	172.354
Transportation and warehousing services.....		ID5	2122	168.822	169.628	170.503	170.221	170.631
Transportation of passengers.....		ID5	21221	134.185	137.560	136.642	140.134	143.107
Transportation and warehousing of goods.....		ID5	21222	170.824	171.507	172.470	172.005	172.291
Services less trade, transportation, and warehousing.....		ID5	2121	137.060	137.576	138.513	139.154	139.532
Construction.....		ID5	213	145.959	145.988	146.400	146.405	147.220

See footnotes at end of table.

Table 3. Producer price indexes for Final Demand-Intermediate Demand groupings, seasonally adjusted — Continued

[March 2024, Index base Nov. 2009=100, unless otherwise indicated]

Grouping	Other index base	Commodity code		Seasonally adjusted index ¹				
		Group code	Item code	Nov. 2023	Dec. 2023 ^P	Jan. 2024 ^P	Feb. 2024 ^P	Mar. 2024 ^P
Inputs to stage 2 services producers.....		ID5	22	144.988	145.716	146.289	147.463	147.307
Goods.....		ID5	221	143.978	143.507	144.076	144.299	143.798
Foods.....		ID5	2211	114.112	113.580	112.632	110.879	110.217
Energy.....		ID5	2212	151.558	147.011	147.243	159.277	155.000
Goods excluding foods and energy.....		ID5	2213	144.187	143.984	143.515	144.071	143.819
Services.....		ID5	222	144.669	145.558	146.257	147.447	147.312
Trade services.....		ID5	2223	190.064	192.684	187.251	187.470	188.136
Transportation and warehousing services.....		ID5	2222	142.897	149.319	148.792	152.266	149.906
Transportation of passengers.....		ID5	22221	134.133	137.637	136.688	140.318	143.410
Transportation and warehousing of goods.....		ID5	22222	145.072	152.055	151.604	155.063	151.692
Services less trade, transportation, and warehousing.....		ID5	2221	143.546	143.949	145.028	146.101	146.093
Construction.....		ID5	223	145.959	145.988	146.400	146.405	147.220
Stage 1 Intermediate Demand								
Stage 1 intermediate demand.....		ID5	1	145.548	145.297	145.848	146.435	146.258
Inputs to stage 1 goods producers.....		ID5	11	143.398	142.883	143.542	143.258	142.026
Goods.....		ID5	111	140.209	139.560	139.119	140.104	138.107
Foods.....		ID5	1111	142.438	140.969	135.546	130.412	131.716
Energy.....		ID5	1112	127.309	122.982	122.757	127.758	125.230
Goods excluding foods and energy.....		ID5	1113	146.536	146.895	147.238	148.320	145.839
Services.....		ID5	112	156.228	156.089	159.936	155.939	156.912
Trade services.....		ID5	1123	171.957	170.786	177.198	169.609	170.687
Transportation and warehousing services.....		ID5	1122	157.780	159.432	159.700	161.232	162.651
Transportation of passengers.....		ID5	11221	133.675	137.192	136.240	139.885	142.990
Transportation and warehousing of goods.....		ID5	11222	161.960	163.130	163.698	164.682	165.663
Services less trade, transportation, and warehousing.....		ID5	1121	110.815	111.690	112.301	112.512	113.131
Construction.....		ID5	113	145.959	145.988	146.400	146.405	147.220
Inputs to stage 1 services producers.....		ID5	12	145.439	145.434	146.009	147.056	147.472
Goods.....		ID5	121	145.833	144.162	143.768	147.280	146.908
Foods.....		ID5	1211	128.006	128.022	127.987	144.734	138.610
Energy.....		ID5	1212	154.372	148.468	146.418	157.036	155.736
Goods excluding foods and energy.....		ID5	1213	149.925	150.150	150.512	150.757	150.843
Services.....		ID5	122	144.604	145.299	146.279	146.279	147.026
Trade services.....		ID5	1223	178.080	179.242	178.187	176.619	176.506
Transportation and warehousing services.....		ID5	1222	143.581	144.665	144.474	147.139	148.221
Transportation of passengers.....		ID5	12221	133.595	137.110	136.159	139.801	142.904
Transportation and warehousing of goods.....		ID5	12222	164.193	164.112	164.301	166.736	166.870
Services less trade, transportation, and warehousing.....		ID5	1221	139.775	140.361	141.696	141.472	142.246
Construction.....		ID5	123	145.959	145.988	146.400	146.405	147.220
Inputs to stage 1 construction producers.....		ID5	13	163.626	162.942	163.113	164.035	164.032
Goods.....		ID5	131	164.428	163.584	163.960	165.929	166.197
Energy.....		ID5	1312	137.291	125.462	124.336	139.057	139.437
Goods excluding foods and energy.....		ID5	1313	170.385	170.853	171.417	171.880	172.139
Services.....		ID5	132	162.701	162.405	162.072	160.415	159.742
Trade services.....		ID5	1323	173.247	173.483	173.059	170.442	169.317
Transportation and warehousing services.....		ID5	1322	122.010	120.292	120.092	120.939	121.382
Transportation and warehousing of goods.....		ID5	13222	126.204	124.427	124.220	125.096	125.554
Services less trade, transportation, and warehousing.....		ID5	1321	139.325	139.993	140.926	140.095	140.313
Intermediate Demand by Production Flow Special Groupings								
Total goods inputs to stage 4 intermediate demand.....	04/10	ID5	9411	143.471	143.526	143.378	144.224	143.977
Total services inputs to stage 4 intermediate demand.....	04/10	ID5	9412	150.408	150.995	152.725	152.402	153.086
Total construction inputs to stage 4 intermediate demand.....	04/10	ID5	9413	144.750	144.779	145.187	145.192	146.000
Total foods inputs to stage 4 intermediate demand.....	04/10	ID5	9414	142.730	142.856	140.539	139.542	141.026
Total energy goods inputs to stage 4 intermediate demand.....	04/10	ID5	9415	131.303	130.720	128.383	133.379	131.264
Total goods less foods and energy inputs to stage 4 intermediate demand.....	04/10	ID5	9416	146.523	146.671	147.208	147.657	147.452
Total goods inputs to stage 3 intermediate demand.....	04/10	ID5	9311	135.773	133.642	133.692	137.132	137.031
Total services inputs to stage 3 intermediate demand.....	04/10	ID5	9312	145.068	145.941	146.681	146.339	146.390
Total construction inputs to stage 3 intermediate demand.....	04/10	ID5	9313	144.750	144.779	145.187	145.192	146.000
Total foods inputs to stage 3 intermediate demand.....	04/10	ID5	9314	142.511	138.586	136.829	141.736	145.000
Total energy goods inputs to stage 3 intermediate demand.....	04/10	ID5	9315	128.395	119.937	119.195	128.702	126.837
Total goods less foods and energy inputs to stage 3 intermediate demand.....	04/10	ID5	9316	139.837	140.256	141.242	142.399	141.556
Total goods inputs to stage 2 intermediate demand.....	04/10	ID5	9211	116.144	112.208	114.103	113.030	109.526
Total services inputs to stage 2 intermediate demand.....	04/10	ID5	9212	146.845	147.485	148.327	149.202	149.192
Total construction inputs to stage 2 intermediate demand.....	04/10	ID5	9213	144.750	144.779	145.187	145.192	146.000
Total foods inputs to stage 2 intermediate demand.....	04/10	ID5	9214	159.358	155.820	148.522	140.141	138.113
Total energy goods inputs to stage 2 intermediate demand.....	04/10	ID5	9215	89.024	82.552	87.580	86.334	80.729
Total goods less foods and energy inputs to stage 2 intermediate demand.....	04/10	ID5	9216	134.158	133.786	133.054	133.559	132.701
Total goods inputs to stage 1 intermediate demand.....	04/10	ID5	9111	129.880	128.970	128.714	130.490	129.538

See footnotes at end of table.

Table 3. Producer price indexes for Final Demand-Intermediate Demand groupings, seasonally adjusted — Continued

[March 2024, Index base Nov. 2009=100, unless otherwise indicated]

Grouping	Other index base	Commodity code		Seasonally adjusted index ¹				
		Group code	Item code	Nov. 2023	Dec. 2023 ^p	Jan. 2024 ^p	Feb. 2024 ^p	Mar. 2024 ^p
Total services inputs to stage 1 intermediate demand.....	04/10	ID5	9112	147.025	147.509	148.890	148.098	148.787
Total construction inputs to stage 1 intermediate demand.....	04/10	ID5	9117	144.750	144.779	145.187	145.192	146.000
Total foods inputs to stage 1 intermediate demand.....	04/10	ID5	9114	133.618	132.272	127.296	122.976	124.030
Total energy goods inputs to stage 1 intermediate demand.....	04/10	ID5	9115	136.914	131.337	130.157	138.536	136.937
Total goods less foods and energy inputs to stage 1 intermediate demand.....	04/10	ID5	9116	126.417	126.700	127.027	127.605	126.671

¹ All indexes are subject to revision for 4 months after their originally scheduled publication to incorporate late reports and corrections by survey respondents. In addition, seasonally adjusted indexes are subject to change for up to 5 years due to the recalculation of seasonal factors published each January.

² PPI defines Total finished as including only the personal consumption and private capital investment portions of final demand.

³ Trade indexes measure changes in margins received by wholesalers and retailers.

⁴ The PPI definition of foods does not include food and beverages for immediate consumption. PPI defines food and beverages for immediate consumption as the service of preparing meals, snacks, and beverages to customer order for immediate on-premises and off-premises consumption.

⁵ Distributive services include transportation, warehousing, and trade of goods.

⁶ Includes intermediate trade, transportation, and warehousing services.

⁷ Includes crude petroleum.

⁸ Excludes crude petroleum.

p Preliminary

"/" Data not available.

Table 4. Producer price index percentage changes and weights for Final Demand-Intermediate Demand groupings, not seasonally adjusted
[March 2024]

Title	Commodity code		Relative Importance Dec. 2023 ¹	Unadjusted 12-month percent change ² Mar. 2023 to Mar. 2024 ^P	Unadjusted 1-month percent change ²				
	Group code	Item code			Oct. to Nov.	Nov. to Dec. ^P	Dec. to Jan. ^P	Jan. to Feb. ^P	Feb. to Mar. ^P
Final Demand									
Final demand.....	FD	4	100.000	2.1	-0.3	-0.4	0.7	0.7	0.5
Final demand goods.....	FD	41	30.099	0.8	-0.6	-0.9	0.6	1.5	0.5
Final demand foods.....	FD	411	5.587	1.0	0.8	-0.3	0.1	1.2	1.1
Finished consumer foods ³	FD	4111	4.272	3.0	0.6	-0.3	0.6	1.8	1.0
Finished consumer foods, crude.....	FD	41113	0.351	-4.1	20.4	-6.8	7.9	10.4	-4.3
Finished consumer foods, processed.....	FD	41112	3.921	3.7	-0.9	0.4	-0.1	1.0	1.6
Government purchased foods.....	FD	4112	0.405	3.5	-0.3	0.2	-1.1	0.7	1.3
Foods for export.....	FD	4113	0.910	-8.7	2.1	-0.8	-1.6	-1.4	1.4
Final demand energy.....	FD	412	5.515	-1.0	-4.1	-4.9	1.6	5.6	1.4
Finished consumer energy goods ³	FD	4121	4.287	0.3	-4.1	-4.0	2.1	5.2	2.2
Government purchased energy.....	FD	4122	0.837	-5.3	-3.9	-7.5	-0.4	7.7	-1.3
Energy for export.....	FD	4123	0.391	-6.3	-4.4	-9.0	-0.3	6.7	-2.1
Final demand goods less foods and energy.....	FD	413	18.996	1.4	0.1	0.1	0.5	0.3	0.1
Finished goods less foods and energy ³	FD	4131	10.931	2.2	0.2	0.0	0.5	0.3	0.2
Finished consumer goods less foods and energy.....	FD	41311	5.809	1.8	0.2	0.0	0.4	0.4	0.1
Nondurable consumer goods less foods and energy.....	FD	413111	3.519	2.4	0.2	0.0	0.6	0.6	0.0
Durable consumer goods.....	FD	413112	2.290	1.0	0.2	-0.1	0.2	0.0	0.2
Private capital equipment.....	FD	41312	5.122	2.7	0.1	0.0	0.7	0.3	0.3
Private capital equipment for manufacturing industries.....	FD	413121	1.254	3.6	0.1	0.2	0.9	0.3	0.5
Private capital equipment for nonmanufacturing industries.....	FD	413122	3.868	2.4	0.1	0.0	0.6	0.3	0.2
Government purchased goods, excluding foods and energy.....	FD	4132	1.959	1.8	-0.1	0.0	0.8	0.3	0.2
Government purchased goods excluding foods, energy, and capital equipment.....	FD	41321	1.146	0.2	-0.2	-0.1	0.5	0.3	0.2
Government purchased capital equipment.....	FD	41322	0.813	4.2	0.1	0.0	1.2	0.2	0.3
Goods for export, excluding foods and energy.....	FD	4133	6.106	-0.1	-0.1	0.2	0.3	0.4	-0.1
Final demand services.....	FD	42	67.245	2.8	-0.1	-0.2	0.7	0.4	0.5
Final demand trade services ⁴	FD	423	19.337	0.7	-0.1	-1.6	0.2	0.4	0.7
Trade of finished goods ³	FD	4231	16.652	0.3	-0.4	-1.4	-0.1	0.6	0.8
Trade of personal consumption goods.....	FD	42311	13.614	0.6	-1.1	-0.6	-0.4	0.8	0.6
Trade of private capital equipment.....	FD	42312	3.038	-1.4	2.8	-5.0	1.3	-0.3	1.4
Trade of government purchased goods.....	FD	4232	0.758	4.5	2.0	-2.8	1.4	0.1	0.3
Trade of government purchased goods, excluding capital equipment.....	FD	42321	0.478	5.5	0.6	-0.5	-0.1	0.1	-0.1
Trade of government purchased capital equipment.....	FD	42322	0.280	2.8	4.4	-6.6	4.0	0.0	1.2
Trade of exports.....	FD	4233	1.927	3.6	2.3	-2.9	2.6	-0.7	0.4
Final demand transportation and warehousing services.....	FD	422	4.925	-0.8	-0.7	-0.3	0.0	0.7	1.4
Transportation of passengers for final demand.....	FD	4221	1.262	2.0	-2.2	2.2	-1.3	1.1	4.6
Transportation of private passengers.....	FD	42211	0.851	2.0	-2.2	2.2	-1.3	1.1	4.6
Transportation of government passengers.....	FD	42212	0.102	2.0	-2.2	2.2	-1.2	1.1	4.6
Transportation of passengers for export.....	FD	42213	0.309	2.0	-2.2	2.2	-1.3	1.1	4.7
Transportation and warehousing of goods for final demand.....	FD	4222	3.663	-1.8	-0.2	-1.1	0.4	0.6	0.3
Transportation and warehousing of finished goods ³	FD	42221	2.370	-2.2	-0.2	-1.2	0.1	0.6	0.3
Transportation and warehousing of personal consumption goods.....	FD	422211	1.910	-2.0	-0.2	-1.2	0.2	0.6	0.3
Transportation and warehousing of private capital equipment.....	FD	422212	0.460	-2.8	-0.2	-1.3	-0.1	0.5	0.3
Transportation and warehousing of government purchased goods.....	FD	42222	0.220	-1.1	-0.1	-0.9	0.0	0.8	0.3
Transportation and warehousing of exports.....	FD	42223	1.073	-1.0	-0.2	-1.0	1.1	0.4	0.2
Final demand services less trade, transportation, and warehousing.....	FD	421	42.982	4.2	-0.1	0.4	1.0	0.4	0.3
Finished services less trade, transportation, and warehousing ³	FD	4211	37.459	4.0	-0.1	0.4	0.9	0.4	0.3
Finished consumer services less trade, transportation, and warehousing.....	FD	42111	32.980	4.2	-0.1	0.4	1.1	0.5	0.3
Private capital investment services less trade, transportation, and warehousing.....	FD	42112	4.479	2.7	-0.2	0.4	-0.3	-0.1	0.1
Government purchased services less trade, transportation, and warehousing.....	FD	4212	2.807	4.0	0.0	0.5	1.2	0.2	0.2
Gov. purchased services less trade, transportation, and warehousing, excl. capital investment.....	FD	42121	2.644	4.1	0.1	0.5	1.3	0.2	0.1
Government purchased capital investment services less trade, transportation, and warehousing.....	FD	42122	0.163	1.1	-0.8	0.7	-0.7	-0.1	0.5
Services for export less trade, transportation, and warehousing.....	FD	4213	2.716	6.2	0.1	0.9	1.3	0.4	0.9
Final demand construction.....	FD	43	2.656	-1.1	-0.2	0.0	0.3	0.0	0.1
Construction for private capital investment.....	FD	431	1.846	-1.2	-0.2	0.1	0.2	0.0	0.1
Construction for government.....	FD	432	0.810	-1.0	-0.1	0.0	0.4	0.0	0.0
Special Groupings of Final Demand									
Final demand less exports.....	FD	49101	86.568	2.3	-0.4	-0.4	0.6	0.8	0.5
Final demand less government.....	FD	49102	92.102	2.1	-0.3	-0.4	0.7	0.7	0.5

See footnotes at end of table.

Table 4. Producer price index percentage changes and weights for Final Demand-Intermediate Demand groupings, not seasonally adjusted — Continued
 [March 2024]

Title	Commodity code		Relative Importance Dec. 2023 ¹	Unadjusted 12-month percent change ² Mar. 2023 to Mar. 2024 ^P	Unadjusted 1-month percent change ²				
	Group code	Item code			Oct. to Nov.	Nov. to Dec. ^P	Dec. to Jan. ^P	Jan. to Feb. ^P	Feb. to Mar. ^P
Final demand less foods, food and nonalcoholic beverages for immediate consumption, and energy ⁵	FD	49103	88.469	2.3	-0.1	-0.2	0.7	0.4	0.4
Final demand less foods and energy ⁵	FD	49104	88.898	2.4	-0.1	-0.1	0.6	0.4	0.4
Final demand less foods and food and nonalcoholic beverages for immediate consumption ⁵	FD	49105	93.984	2.1	-0.4	-0.5	0.7	0.7	0.5
Final demand less foods ⁵	FD	49106	94.413	2.2	-0.3	-0.4	0.7	0.7	0.5
Final demand less energy.....	FD	49107	94.485	2.3	0.0	-0.2	0.6	0.4	0.4
Final demand less trade services.....	FD	49108	80.663	2.4	-0.3	-0.1	0.8	0.8	0.5
Final demand less distributive services ⁶	FD	49109	77.000	2.6	-0.3	-0.1	0.8	0.8	0.5
Final demand goods less energy.....	FD	49111	24.583	1.3	0.2	0.0	0.4	0.5	0.3
Final demand goods less foods.....	FD	49112	24.511	0.8	-1.0	-1.1	0.7	1.5	0.4
Final demand services less trade services.....	FD	49113	47.907	3.6	-0.1	0.4	0.9	0.4	0.4
Final demand distributive services ⁶	FD	49114	23.000	0.3	-0.1	-1.5	0.2	0.5	0.6
Final demand goods plus final demand distributive services ⁶	FD	49115	53.098	0.6	-0.4	-1.2	0.5	1.0	0.6
Final demand less foods, energy, and trade services ⁵	FD	49116	69.561	2.8	-0.1	0.3	0.8	0.4	0.3
Private and government purchased capital equipment.....	FD	49117	5.935	2.9	0.1	0.0	0.8	0.3	0.3
Private and government purchased capital investment services.....	FD	49118	8.420	0.8	1.0	-1.9	0.4	-0.1	0.7
Total private and government purchased capital investment.....	FD	49119	14.355	1.2	0.5	-0.9	0.5	0.0	0.4
Total finished ³	FD	49201	78.668	2.4	-0.4	-0.4	0.6	0.8	0.6
Total finished less foods, food and nonalcoholic beverages for immediate consumption, and energy ^{3, 5}	FD	49202	69.684	2.4	-0.2	-0.1	0.6	0.4	0.4
Total finished less foods and energy ^{3, 5}	FD	49203	70.109	2.5	-0.2	-0.1	0.6	0.4	0.4
Total finished less foods and food and nonalcoholic beverages for immediate consumption ^{3, 5}	FD	49204	73.971	2.3	-0.4	-0.4	0.6	0.7	0.5
Total finished less foods ^{3, 5}	FD	49205	74.396	2.3	-0.4	-0.4	0.6	0.7	0.5
Total finished less energy ³	FD	49206	74.381	2.5	-0.1	-0.2	0.6	0.5	0.5
Finished goods ³	FD	49207	19.490	1.9	-0.7	-1.0	0.9	1.7	0.8
Finished goods less energy ³	FD	49208	15.203	2.4	0.3	-0.1	0.5	0.7	0.4
Finished goods, excluding foods ^{3, 5}	FD	49209	15.218	1.6	-1.1	-1.2	1.0	1.7	0.8
Finished services ³	FD	49210	57.332	2.6	-0.2	-0.2	0.6	0.5	0.5
Private capital investment services.....	FD	49211	7.977	0.7	0.9	-1.8	0.3	-0.1	0.6
Finished distributive services ^{3, 6}	FD	49212	19.022	0.0	-0.4	-1.4	-0.1	0.6	0.7
Finished services less trade services ³	FD	49213	40.680	3.6	-0.1	0.3	0.8	0.4	0.4
Finished services less distributive services ^{3, 6}	FD	49214	38.310	4.0	-0.1	0.4	0.9	0.4	0.4
Total private capital investment (goods, services, and construction).....	FD	49215	14.945	1.2	0.5	-0.9	0.4	0.0	0.4
Finished goods plus finished distributive services ^{3, 6}	FD	49216	38.512	1.0	-0.6	-1.2	0.4	1.2	0.8
Total exports.....	FD	49301	13.432	0.8	0.2	-0.5	0.7	0.3	0.3
Goods for export.....	FD	49302	7.407	-1.6	-0.1	-0.4	0.1	0.5	-0.1
Services for export.....	FD	49303	6.025	3.8	0.6	-0.6	1.5	0.1	0.8
Total government purchases.....	FD	49401	7.898	1.7	-0.3	-0.9	0.7	1.0	0.1
Government purchased goods.....	FD	49402	3.201	0.0	-1.2	-2.1	0.3	2.2	0.0
Government purchased services.....	FD	49403	3.887	3.7	0.4	-0.2	1.1	0.2	0.3
Total government purchased capital investment (goods, services, construction).....	FD	49404	2.066	1.7	0.5	-0.9	1.1	0.1	0.3
Government purchases, defense.....	FD	49405	2.345	2.1	-0.3	-1.5	0.8	1.3	-0.1
Government purchases, non-defense.....	FD	49406	5.553	1.5	-0.4	-0.7	0.6	0.9	0.2
Personal consumption.....	FD	49501	63.723	2.6	-0.6	-0.2	0.7	1.0	0.6
Personal consumption goods (finished consumer goods).....	FD	49502	14.368	1.7	-1.0	-1.3	1.0	2.2	1.0
Personal consumption goods less energy.....	FD	49503	10.081	2.3	0.4	-0.1	0.5	1.0	0.5
Personal consumption goods less foods.....	FD	49504	10.096	1.1	-1.7	-1.7	1.1	2.4	1.0
Personal consumption nondurable goods less foods.....	FD	49508	7.806	1.2	-2.3	-2.2	1.4	3.1	1.3
Personal consumption services.....	FD	49505	49.355	2.9	-0.4	0.1	0.6	0.6	0.5
Personal consumption less trade services.....	FD	49506	50.109	3.2	-0.4	-0.1	1.0	1.0	0.6
Personal consumption less distributive services ⁶	FD	49507	48.199	3.4	-0.4	-0.1	1.0	1.0	0.6
Personal consumption less foods and energy.....	FD	49510	55.164	2.8	-0.3	0.1	0.6	0.6	0.4
Personal consumption less foods, energy, and trade services ⁴	FD	49511	41.550	3.5	-0.1	0.3	0.9	0.5	0.4
Personal consumption less foods, energy, and distributive services ⁶	FD	49512	39.640	3.8	-0.1	0.4	1.0	0.5	0.4
Personal consumption goods plus personal consumption distributive services ⁶	FD	49509	29.892	1.0	-1.0	-1.0	0.3	1.5	0.8
Intermediate Demand by Commodity Type									
Processed goods									
Processed goods for intermediate demand.....	ID6	1	100.000	-1.7	-1.1	-1.1	0.2	1.6	-0.2
Materials and components for manufacturing.....	ID6	11	43.089	-1.3	-0.6	0.0	0.4	0.9	-0.3
Materials for manufacturing.....	ID6	111	26.451	-3.1	-1.0	0.0	0.3	1.3	-0.6
Materials for food manufacturing.....	ID6	1111	4.344	-0.3	-0.9	0.2	-1.3	1.5	1.7
Materials for nondurable manufacturing.....	ID6	1112	11.712	-5.1	-1.1	-0.9	-0.8	1.1	0.5
Materials for durable manufacturing.....	ID6	1113	10.395	-1.9	-0.9	0.9	2.2	1.5	-2.7
Components for manufacturing.....	ID6	112	16.638	1.6	0.0	0.2	0.5	0.2	0.2

See footnotes at end of table.

Table 4. Producer price index percentage changes and weights for Final Demand-Intermediate Demand groupings, not seasonally adjusted — Continued
 [March 2024]

Title	Commodity code		Relative Importance Dec. 2023 ¹	Unadjusted 12-month percent change ² Mar. 2023 to Mar. 2024 ^P	Unadjusted 1-month percent change ²				
	Group code	Item code			Oct. to Nov.	Nov. to Dec. ^P	Dec. to Jan. ^P	Jan. to Feb. ^P	Feb. to Mar. ^P
Components for nondurable manufacturing.....	ID6	1121	0.801	-0.5	0.1	0.3	-0.2	0.4	0.1
Components for durable manufacturing.....	ID6	1122	15.837	1.7	0.0	0.2	0.5	0.2	0.2
Materials and components for construction.....	ID6	12	10.771	1.4	0.0	0.1	0.8	0.4	0.1
Materials for construction.....	ID6	121	4.730	2.2	-0.1	-0.1	1.4	0.7	0.1
Components for construction.....	ID6	122	6.041	0.7	0.1	0.3	0.3	0.1	0.1
Processed fuels and lubricants for intermediate demand.....	ID6	13	18.764	-4.5	-3.7	-5.5	-0.3	6.3	-0.6
Processed fuels and lubricants to manufacturing industries.....	ID6	131	4.777	-5.2	-2.5	-4.4	-0.7	5.0	-2.0
Processed fuels and lubricants to nonmanufacturing industries.....	ID6	132	13.987	-4.2	-4.1	-5.9	-0.1	6.7	-0.2
Containers for intermediate demand.....	ID6	14	3.103	-2.4	-0.3	0.0	0.1	0.0	-0.4
Supplies for intermediate demand.....	ID6	15	24.273	-1.2	-0.2	-0.1	0.0	0.1	0.1
Supplies to manufacturing industries.....	ID6	151	3.228	-0.3	0.0	0.1	0.4	0.0	0.2
Supplies to nonmanufacturing industries.....	ID6	152	21.045	-1.3	-0.2	-0.1	0.0	0.1	0.1
Supplies to nonmanufacturing industries, feeds.....	ID6	1521	2.214	-13.3	0.2	-1.2	-1.9	-2.2	-1.2
Supplies to nonmanufacturing industries, other than feeds.....	ID6	1522	18.831	0.2	-0.3	0.0	0.2	0.4	0.2
Unprocessed goods									
Unprocessed goods for intermediate demand.....	ID6	2	100.000	-7.1	-1.7	-3.4	2.2	-0.2	-1.3
Unprocessed foodstuffs and feedstuffs.....	ID6	21	38.165	-9.2	0.5	-2.6	-0.6	2.4	3.4
Unprocessed nonfood materials.....	ID6	22	61.836	-5.7	-3.0	-3.9	3.9	-1.7	-4.1
Unprocessed nonfood materials except fuel.....	ID6	221	50.586	-0.8	-5.0	-4.7	2.3	2.4	-0.1
Unprocessed nonfood materials except fuel to manufacturing industries.....	ID6	2211	47.969	-1.2	-5.2	-4.9	2.2	2.5	-0.1
Unprocessed nonfood materials except fuel to nonmanufacturing industries.....	ID6	2212	2.617	-8.2	0.1	0.2	3.6	1.5	0.5
Unprocessed fuel.....	ID6	222	11.250	-30.1	7.9	-0.4	11.4	-18.9	-25.2
Unprocessed fuel to manufacturing industries.....	ID6	2221	1.006	-5.8	3.8	-1.4	2.7	-3.9	-6.5
Unprocessed fuel to nonmanufacturing industries.....	ID6	2222	10.244	-32.6	8.3	-0.3	12.3	-20.2	-27.3
Services									
Services for intermediate demand.....	ID6	3	100.000	3.6	0.6	0.2	1.2	-0.1	0.2
Trade services for intermediate demand ⁴	ID6	33	18.328	3.1	1.3	-0.2	1.1	-1.5	0.2
Trade services for manufacturing industries.....	ID6	331	9.049	1.9	2.1	-0.4	2.1	-2.3	0.2
Trade services for nonmanufacturing industries.....	ID6	332	9.279	4.3	0.6	0.0	0.2	-0.7	0.2
Transportation and warehousing services for intermediate demand.....	ID6	32	13.925	1.8	-0.4	0.6	0.9	1.0	0.2
Transportation of passengers for intermediate demand.....	ID6	321	1.033	2.0	-2.2	2.2	-1.2	1.1	4.6
Transportation of passengers for manufacturing industries.....	ID6	3211	0.123	2.0	-2.2	2.2	-1.3	1.1	4.7
Transportation of passengers for nonmanufacturing industries.....	ID6	3212	0.910	2.0	-2.2	2.2	-1.2	1.1	4.6
Transportation and warehousing of goods for intermediate demand.....	ID6	322	12.892	1.8	-0.3	0.5	1.0	1.0	-0.2
Transportation and warehousing of goods for manufacturing industries.....	ID6	3221	2.732	-0.8	0.0	-0.7	0.2	0.1	0.3
Transportation and warehousing of goods for nonmanufacturing industries.....	ID6	3222	10.160	2.5	-0.3	0.8	1.2	1.3	-0.3
Services less trade, transportation, and warehousing for intermediate demand.....	ID6	31	67.747	4.1	0.6	0.2	1.3	0.0	0.2
Services less trade, transportation, and warehousing for manufacturing industries.....	ID6	311	2.130	4.6	-0.1	0.4	2.0	0.1	0.5
Services less trade, transportation, and warehousing for nonmanufacturing industries.....	ID6	312	65.617	4.1	0.6	0.2	1.3	0.0	0.2
Construction									
Construction for intermediate demand.....	ID6	4	100.000	2.7	0.0	0.0	0.3	0.0	0.6
Special Groupings of Intermediate Demand by Commodity Type									
Processed materials less foods and feeds.....	ID6	9111	91.153	-1.5	-1.1	-1.2	0.3	1.7	-0.3
Processed foods and feeds.....	ID6	9112	8.847	-3.1	-0.7	-0.1	-1.3	0.5	1.1
Processed energy goods.....	ID6	9113	18.764	-4.5	-3.7	-5.5	-0.3	6.3	-0.6
Processed materials less energy.....	ID6	9118	81.236	-1.0	-0.4	0.0	0.3	0.6	-0.1
Processed materials less foods and energy.....	ID6	9115	72.389	-0.7	-0.4	0.0	0.5	0.6	-0.3
Intermediate distributive services ⁷	ID6	9116	31.220	2.6	0.6	0.1	1.1	-0.4	0.0
Processed goods plus intermediate distributive services.....	ID6	9117	-	-0.4	-0.5	-0.7	0.5	1.0	-0.1
Unprocessed materials less agricultural products.....	ID6	9211	56.663	-3.2	-3.2	-4.3	4.6	-1.5	-4.4
Unprocessed energy materials ⁸	ID6	9212	36.891	-4.1	-5.3	-7.7	6.4	-2.0	-6.9
Unprocessed materials less energy.....	ID6	9213	63.109	-8.6	0.7	-0.7	-0.3	1.1	2.3
Unprocessed nonfood materials less energy ⁹	ID6	9216	24.944	-7.7	1.0	2.3	0.2	-0.9	0.7
Intermediate Demand by Production Flow									
Stage 4 Intermediate Demand									
Stage 4 intermediate demand.....	ID5	4	100.000	2.1	0.0	0.0	1.0	0.1	0.2
Inputs to stage 4 goods producers.....	ID5	41	29.665	-0.4	0.3	-0.1	0.6	-0.1	-0.2
Goods.....	ID5	411	21.643	-1.5	-0.2	-0.1	0.3	0.1	-0.2

See footnotes at end of table.

Table 4. Producer price index percentage changes and weights for Final Demand-Intermediate Demand groupings, not seasonally adjusted — Continued
 [March 2024]

Title	Commodity code		Relative Importance Dec. 2023 ¹	Unadjusted 12-month percent change ² Mar. 2023 to Mar. 2024 ^P	Unadjusted 1-month percent change ²				
	Group code	Item code			Oct. to Nov.	Nov. to Dec. ^P	Dec. to Jan. ^P	Jan. to Feb. ^P	Feb. to Mar. ^P
Foods.....	ID5	4111	2.941	-9.1	0.8	0.1	-1.3	-1.5	0.4
Energy.....	ID5	4112	0.170	-22.2	-7.9	-7.6	-0.2	1.0	0.8
Goods excluding foods and energy.....	ID5	4113	18.532	0.0	-0.2	-0.1	0.5	0.4	-0.3
Services.....	ID5	412	8.022	2.7	1.5	-0.2	1.5	-0.8	-0.1
Trade services.....	ID5	4123	6.017	2.6	2.0	-0.3	1.7	-1.2	-0.2
Transportation and warehousing services.....	ID5	4122	0.492	-0.2	-0.1	-0.2	0.1	-0.2	0.9
Transportation of passengers.....	ID5	41221	0.076	2.0	-2.2	2.2	-1.3	1.1	4.7
Transportation and warehousing of goods.....	ID5	41222	0.416	-0.6	0.3	-0.6	0.4	-0.4	0.2
Services less trade, transportation, and warehousing.....	ID5	4121	1.513	3.9	0.1	0.2	1.4	0.3	0.2
Inputs to stage 4 services producers.....	ID5	42	55.644	3.8	0.0	0.1	1.2	0.2	0.4
Goods.....	ID5	421	13.716	0.3	-1.0	-0.6	0.2	1.1	0.2
Foods.....	ID5	4211	2.241	1.3	-1.6	0.0	-1.0	1.1	2.6
Energy.....	ID5	4212	4.062	-1.0	-2.6	-1.8	0.4	3.0	-1.0
Goods excluding foods and energy.....	ID5	4213	7.413	0.6	0.1	0.0	0.4	0.2	0.2
Services.....	ID5	422	41.875	5.0	0.4	0.3	1.5	-0.1	0.4
Trade services.....	ID5	4223	4.149	3.8	1.0	-0.9	1.5	-0.6	0.1
Transportation and warehousing services.....	ID5	4222	3.724	2.9	-0.5	0.6	0.8	1.7	0.7
Transportation of passengers.....	ID5	42221	0.480	2.0	-2.2	2.2	-1.3	1.1	4.7
Transportation and warehousing of goods.....	ID5	42222	3.244	3.0	-0.2	0.3	1.1	1.7	0.1
Services less trade, transportation, and warehousing.....	ID5	4221	34.002	5.4	0.4	0.5	1.6	-0.3	0.5
Construction.....	ID5	423	0.053	2.7	0.0	0.0	0.3	0.0	0.6
Inputs to stage 4 construction producers.....	ID5	43	14.690	1.1	-0.3	-0.4	0.9	0.4	0.4
Goods.....	ID5	431	10.712	1.3	-0.6	-0.5	0.9	1.1	0.5
Energy.....	ID5	4312	0.762	-4.2	-7.3	-9.3	1.2	10.4	4.3
Goods excluding foods and energy.....	ID5	4313	9.950	1.9	0.0	0.2	0.9	0.4	0.1
Services.....	ID5	432	3.978	0.5	0.5	0.1	0.8	-1.4	0.3
Trade services.....	ID5	4323	1.728	0.0	1.2	0.6	1.1	-3.4	0.5
Transportation and warehousing services.....	ID5	4322	0.661	-2.7	-0.1	-1.2	0.0	0.3	0.4
Transportation of passengers.....	ID5	43221	0.015	2.0	-2.2	2.2	-1.3	1.1	4.7
Transportation and warehousing of goods.....	ID5	43222	0.646	-2.8	0.0	-1.3	0.0	0.3	0.3
Services less trade, transportation, and warehousing.....	ID5	4321	1.589	2.4	0.0	0.0	0.9	0.0	0.1
Stage 3 Intermediate Demand									
Stage 3 intermediate demand.....	ID5	3	100.000	-0.4	-0.2	-0.7	0.7	1.1	0.1
Inputs to stage 3 goods producers.....	ID5	31	43.800	-3.1	-0.2	-0.6	0.6	0.9	0.7
Goods.....	ID5	311	33.969	-3.9	-0.7	-0.7	0.4	1.9	0.7
Foods.....	ID5	3111	10.337	-7.7	-1.0	-1.7	-0.8	3.8	3.6
Energy.....	ID5	3112	1.164	-11.1	-3.9	-8.0	-0.5	1.3	2.4
Goods excluding foods and energy.....	ID5	3113	22.468	-1.5	-0.4	0.2	0.9	1.1	-0.6
Services.....	ID5	312	9.831	-0.4	1.3	-0.2	1.6	-2.4	0.7
Trade services.....	ID5	3123	5.506	-1.0	2.6	0.1	2.5	-4.5	0.8
Transportation and warehousing services.....	ID5	3122	2.865	-1.3	-0.2	-0.7	0.1	0.4	0.6
Transportation of passengers.....	ID5	31221	0.149	2.0	-2.2	2.2	-1.3	1.1	4.7
Transportation and warehousing of goods.....	ID5	31222	2.716	-1.5	-0.1	-0.9	0.2	0.3	0.4
Services less trade, transportation, and warehousing.....	ID5	3121	1.460	3.5	-0.1	0.1	0.9	0.0	0.5
Inputs to stage 3 services producers.....	ID5	32	55.023	1.8	-0.2	-0.8	0.8	1.3	-0.4
Goods.....	ID5	321	9.949	-3.9	-2.9	-6.1	-0.6	6.6	-1.0
Foods.....	ID5	3211	0.088	-4.3	0.6	-0.7	-0.7	-0.5	-0.1
Energy.....	ID5	3212	5.884	-6.4	-4.7	-9.9	-1.2	11.2	-1.8
Goods excluding foods and energy.....	ID5	3213	3.977	0.4	0.0	-0.1	0.4	0.3	0.3
Services.....	ID5	322	44.469	3.1	0.5	0.5	1.1	0.2	-0.2
Trade services.....	ID5	3223	2.814	4.8	0.3	0.4	-1.3	-0.5	0.2
Transportation and warehousing services.....	ID5	3222	10.389	3.6	-0.5	1.3	1.4	1.5	-0.5
Transportation of passengers.....	ID5	32221	0.021	0.1	-0.1	0.1	-0.1	0.1	0.2
Transportation and warehousing of goods.....	ID5	32222	10.368	3.6	-0.5	1.3	1.4	1.5	-0.5
Services less trade, transportation, and warehousing.....	ID5	3221	31.266	2.8	0.9	0.2	1.2	-0.2	-0.1
Construction.....	ID5	323	0.605	2.7	0.0	0.0	0.3	0.0	0.6
Inputs to stage 3 construction producers.....	ID5	33	1.176	2.2	0.0	0.2	0.7	0.0	0.4
Goods.....	ID5	331	0.568	0.5	-0.1	0.2	0.6	0.7	0.4
Goods excluding foods and energy.....	ID5	3313	0.568	0.5	-0.1	0.2	0.6	0.7	0.4
Services.....	ID5	332	0.608	3.9	0.0	0.2	0.8	-0.6	0.3
Trade services.....	ID5	3323	0.561	4.0	0.0	0.1	0.8	-0.6	0.3
Transportation and warehousing services.....	ID5	3322	0.016	2.6	0.3	0.2	0.9	-0.7	0.2
Transportation and warehousing of goods.....	ID5	33222	0.016	2.6	0.3	0.2	0.9	-0.7	0.2
Services less trade, transportation, and warehousing.....	ID5	3321	0.031	2.9	-0.3	0.4	0.8	-0.4	0.5
Stage 2 Intermediate Demand									

See footnotes at end of table.

Table 4. Producer price index percentage changes and weights for Final Demand-Intermediate Demand groupings, not seasonally adjusted — Continued
 [March 2024]

Title	Commodity code		Relative Importance Dec. 2023 ¹	Unadjusted 12-month percent change ² Mar. 2023 to Mar. 2024 ^P	Unadjusted 1-month percent change ²				
	Group code	Item code			Oct. to Nov.	Nov. to Dec. ^P	Dec. to Jan. ^P	Jan. to Feb. ^P	Feb. to Mar. ^P
Stage 2 intermediate demand.....	ID5	2	100.000	-0.4	-0.6	-1.4	1.6	-0.1	-1.2
Inputs to stage 2 goods producers.....	ID5	21	50.555	-3.4	-1.6	-2.7	2.0	-0.7	-2.2
Goods.....	ID5	211	35.815	-6.0	-2.5	-3.7	2.4	-0.9	-3.2
Foods.....	ID5	2111	4.080	-16.7	2.9	-2.2	-2.5	-3.4	-0.6
Energy.....	ID5	2112	15.983	-4.0	-5.4	-7.4	6.2	-1.6	-6.6
Goods excluding foods and energy.....	ID5	2113	15.752	-5.2	-0.6	0.1	-0.2	0.4	-0.3
Services.....	ID5	212	14.451	3.6	0.8	-0.4	1.1	-0.2	0.1
Trade services.....	ID5	2123	5.731	5.2	1.5	-1.0	1.2	-0.4	0.3
Transportation and warehousing services.....	ID5	2122	4.784	1.7	-0.1	0.4	0.4	-0.3	0.2
Transportation of passengers.....	ID5	21221	0.180	1.9	-2.1	2.1	-1.2	1.1	4.5
Transportation and warehousing of goods.....	ID5	21222	4.604	1.7	0.0	0.3	0.5	-0.4	0.0
Services less trade, transportation, and warehousing.....	ID5	2121	3.936	3.6	0.8	-0.4	1.9	0.1	-0.1
Construction.....	ID5	213	0.289	2.7	0.0	0.0	0.3	0.0	0.6
Inputs to stage 2 services producers.....	ID5	22	49.447	2.6	0.4	-0.1	1.1	0.6	-0.2
Goods.....	ID5	221	5.262	-1.6	-0.6	-0.7	-0.2	0.8	0.0
Foods.....	ID5	2211	0.051	-10.2	1.9	-0.3	-0.3	-0.8	-0.2
Energy.....	ID5	2212	0.322	-7.5	-3.1	-6.4	-0.3	8.0	-0.6
Goods excluding foods and energy.....	ID5	2213	4.889	-1.1	-0.5	-0.3	-0.2	0.4	0.0
Services.....	ID5	222	43.220	3.1	0.6	0.0	1.3	0.6	-0.2
Trade services.....	ID5	2223	2.383	6.6	-1.2	1.4	-2.6	0.1	0.5
Transportation and warehousing services.....	ID5	2222	2.817	1.2	-0.7	4.3	-0.2	2.1	-1.1
Transportation of passengers.....	ID5	22221	0.417	2.0	-2.2	2.2	-1.3	1.1	4.6
Transportation and warehousing of goods.....	ID5	22222	2.400	1.0	-0.4	4.7	0.0	2.3	-2.1
Services less trade, transportation, and warehousing.....	ID5	2221	38.020	3.1	0.7	-0.4	1.6	0.5	-0.2
Construction.....	ID5	223	0.965	2.7	0.0	0.0	0.3	0.0	0.6
Stage 1 Intermediate Demand									
Stage 1 intermediate demand.....	ID5	1	100.000	0.2	-0.4	-0.4	0.6	0.5	0.1
Inputs to stage 1 goods producers.....	ID5	11	32.376	-4.1	-0.5	-0.4	0.7	-0.2	-0.6
Goods.....	ID5	111	23.318	-6.2	-1.3	-0.5	0.0	0.8	-1.1
Foods.....	ID5	1111	2.758	-18.9	-0.1	-0.3	-3.2	-2.4	0.6
Energy.....	ID5	1112	3.446	-10.6	-3.5	-4.6	-0.3	3.2	-1.3
Goods excluding foods and energy.....	ID5	1113	17.114	-2.9	-1.0	0.4	0.6	0.8	-1.3
Services.....	ID5	112	9.057	1.6	1.4	-0.1	2.4	-2.5	0.7
Trade services.....	ID5	1123	5.505	0.0	2.2	-0.6	3.5	-4.4	0.7
Transportation and warehousing services.....	ID5	1122	0.603	4.8	-0.4	1.0	0.0	0.6	1.3
Transportation of passengers.....	ID5	11221	0.103	2.0	-2.2	2.2	-1.3	1.1	4.7
Transportation and warehousing of goods.....	ID5	11222	0.500	5.4	0.0	0.7	0.3	0.5	0.5
Services less trade, transportation, and warehousing.....	ID5	1121	2.949	3.8	0.3	0.7	0.9	0.3	0.6
Construction.....	ID5	113	0.001	2.7	0.0	0.0	0.3	0.0	0.6
Inputs to stage 1 services producers.....	ID5	12	54.733	2.7	-0.4	-0.2	0.4	0.8	0.5
Goods.....	ID5	121	16.086	-0.7	-1.2	-2.1	-0.1	2.6	-0.2
Foods.....	ID5	1211	0.064	-30.4	0.5	0.0	0.0	13.1	-4.2
Energy.....	ID5	1212	5.040	-4.0	-3.6	-6.6	-1.2	7.9	-0.7
Goods excluding foods and energy.....	ID5	1213	10.982	1.3	0.0	0.1	0.3	0.2	0.1
Services.....	ID5	122	38.644	4.1	0.0	0.5	0.6	0.0	0.8
Trade services.....	ID5	1223	3.829	3.7	0.6	0.7	-0.5	-0.9	0.1
Transportation and warehousing services.....	ID5	1222	4.412	2.6	-0.9	0.5	0.7	1.3	1.4
Transportation of passengers.....	ID5	12221	1.343	2.0	-2.2	2.2	-1.3	1.1	4.7
Transportation and warehousing of goods.....	ID5	12222	3.069	2.8	-0.3	-0.3	1.6	1.4	0.0
Services less trade, transportation, and warehousing.....	ID5	1221	30.403	4.4	0.0	0.5	0.8	-0.1	0.8
Construction.....	ID5	123	0.003	2.7	0.0	0.0	0.3	0.0	0.6
Inputs to stage 1 construction producers.....	ID5	13	12.891	1.3	-0.2	-0.8	0.8	0.9	0.1
Goods.....	ID5	131	9.205	1.1	-0.4	-1.0	0.9	1.4	0.0
Energy.....	ID5	1312	0.754	-9.1	-4.1	-11.7	-3.6	13.8	-1.0
Goods excluding foods and energy.....	ID5	1313	8.451	2.2	0.0	0.1	1.3	0.4	0.1
Services.....	ID5	132	3.686	1.9	0.1	-0.1	0.7	-0.5	0.3
Trade services.....	ID5	1323	2.807	3.4	0.2	0.2	0.9	-0.8	0.3
Transportation and warehousing services.....	ID5	1322	0.783	-3.1	-0.2	-1.4	-0.2	0.7	0.4
Transportation and warehousing of goods.....	ID5	13222	0.783	-3.1	-0.2	-1.4	-0.2	0.7	0.4
Services less trade, transportation, and warehousing.....	ID5	1321	0.096	2.7	-0.1	0.4	0.9	-0.4	0.3
Special Groupings of Intermediate Demand by Production Flow									
Total goods inputs to stage 4 intermediate demand.....	ID5	9411	46.071	-0.3	-0.5	-0.3	0.4	0.7	0.1
Total services inputs to stage 4 intermediate demand.....	ID5	9412	53.875	4.3	0.5	0.2	1.5	-0.3	0.4
Total construction inputs to stage 4 intermediate demand.....	ID5	9413	0.053	2.7	0.0	0.0	0.3	0.0	0.6
Total foods inputs to stage 4 intermediate demand.....	ID5	9414	5.182	-4.8	-0.3	0.0	-1.2	-0.4	1.4

See footnotes at end of table.

Table 4. Producer price index percentage changes and weights for Final Demand-Intermediate Demand groupings, not seasonally adjusted — Continued
 [March 2024]

Title	Commodity code		Relative Importance Dec. 2023 ¹	Unadjusted 12-month percent change ² Mar. 2023 to Mar. 2024 ^p	Unadjusted 1-month percent change ²				
	Group code	Item code			Oct. to Nov.	Nov. to Dec. ^p	Dec. to Jan. ^p	Jan. to Feb. ^p	Feb. to Mar. ^p
Total energy goods inputs to stage 4 intermediate demand.....	ID5	9415	4.994	-2.4	-3.6	-3.2	0.5	4.0	-0.1
Total goods less foods and energy inputs to stage 4 intermediate demand.	ID5	9416	35.895	0.6	-0.1	0.0	0.6	0.3	-0.1
Total goods inputs to stage 3 intermediate demand.....	ID5	9311	44.486	-3.8	-1.2	-1.9	0.2	2.9	0.3
Total services inputs to stage 3 intermediate demand.....	ID5	9312	54.908	2.5	0.7	0.3	1.2	-0.3	-0.1
Total construction inputs to stage 3 intermediate demand.....	ID5	9313	0.605	2.7	0.0	0.0	0.3	0.0	0.6
Total foods inputs to stage 3 intermediate demand.....	ID5	9314	10.425	-7.7	-1.0	-1.7	-0.8	3.8	3.6
Total energy goods inputs to stage 3 intermediate demand.....	ID5	9315	7.048	-7.2	-4.5	-9.6	-1.1	9.5	-1.2
Total goods less foods and energy inputs to stage 3 intermediate demand.	ID5	9316	27.013	-1.2	-0.3	0.1	0.8	1.0	-0.5
Total goods inputs to stage 2 intermediate demand.....	ID5	9211	41.077	-5.4	-2.3	-3.3	2.1	-0.7	-2.8
Total services inputs to stage 2 intermediate demand.....	ID5	9212	57.671	3.2	0.6	-0.1	1.2	0.4	-0.2
Total construction inputs to stage 2 intermediate demand.....	ID5	9213	1.254	2.7	0.0	0.0	0.3	0.0	0.6
Total foods inputs to stage 2 intermediate demand.....	ID5	9214	4.131	-16.6	2.9	-2.1	-2.5	-3.4	-0.6
Total energy goods inputs to stage 2 intermediate demand.....	ID5	9215	16.305	-4.0	-5.3	-7.4	6.1	-1.4	-6.5
Total goods less foods and energy inputs to stage 2 intermediate demand.	ID5	9216	20.641	-4.3	-0.6	0.0	-0.2	0.4	-0.2
Total goods inputs to stage 1 intermediate demand.....	ID5	9111	48.609	-3.0	-1.1	-1.1	0.1	1.5	-0.6
Total services inputs to stage 1 intermediate demand.....	ID5	9112	51.387	3.5	0.3	0.4	1.0	-0.5	0.7
Total construction inputs to stage 1 intermediate demand.....	ID5	9117	0.004	2.7	0.0	0.0	0.3	0.0	0.6
Total foods inputs to stage 1 intermediate demand.....	ID5	9114	2.822	-19.2	-0.1	-0.3	-3.1	-2.1	0.5
Total energy goods inputs to stage 1 intermediate demand.....	ID5	9115	9.240	-6.9	-3.6	-6.3	-1.0	6.6	-0.9
Total goods less foods and energy inputs to stage 1 intermediate demand.	ID5	9116	36.547	-0.5	-0.4	0.2	0.7	0.5	-0.5

¹ Comprehensive relative importance figures are initially computed after the publication of December indexes and are recalculated after final December indexes are available. Individual items and subtotals may not add exactly to totals because of rounding differences.

² All indexes are subject to revision for 4 months after their originally scheduled publication to incorporate late reports and corrections by survey respondents. In addition, seasonally adjusted indexes are subject to change for up to 5 years due to the recalculation of seasonal factors published each January.

³ PPI defines Total finished as including only the personal consumption and private capital investment portions of final demand.

⁴ Trade indexes measure changes in margins received by wholesalers and retailers.

⁵ The PPI definition of foods does not include food and beverages for immediate consumption. PPI defines food and beverages for immediate consumption as the service of preparing meals, snacks, and beverages to customer order for immediate on-premises and off-premises consumption.

⁶ Distributive services include transportation, warehousing, and trade of goods.

⁷ Includes intermediate trade, transportation, and warehousing services.

⁸ Includes crude petroleum.

⁹ Excludes crude petroleum.

^p Preliminary

"/" Data not available.

Table 5. Producer price indexes for Final Demand-Intermediate Demand groupings, not seasonally adjusted
 [March 2024, Index base Nov. 2009=100, unless otherwise indicated]

Title	Other index base	Commodity code		Unadjusted index ¹				
		Group code	Item code	Nov. 2023	Dec. 2023 ^p	Jan. 2024 ^p	Feb. 2024 ^p	Mar. 2024 ^p
Final Demand								
Final demand.....		FD	4	141.869	141.256	142.178	143.220	143.936
Final demand goods.....		FD	41	142.028	140.682	141.556	143.646	144.387
Final demand foods.....		FD	411	149.927	149.453	149.582	151.378	153.033
Finished consumer foods ²	00/82	FD	4111	265.902	265.200	266.666	271.448	274.194
Finished consumer foods, crude.....	00/82	FD	411113	265.308	247.333	266.971	294.603	282.072
Finished consumer foods, processed.....	00/82	FD	41112	264.804	265.751	265.480	268.047	272.248
Government purchased foods.....		FD	4112	155.632	155.988	154.213	155.306	157.392
Foods for export.....		FD	4113	146.689	145.517	143.245	141.204	143.156
Final demand energy.....		FD	412	137.962	131.206	133.257	140.778	142.734
Finished consumer energy goods ²	00/82	FD	4121	213.175	204.715	209.048	219.825	224.724
Government purchased energy.....		FD	4122	153.456	141.899	141.294	152.192	150.194
Energy for export.....		FD	4123	138.552	126.058	125.722	134.153	131.383
Final demand goods less foods and energy.....		FD	413	141.204	141.304	142.018	142.503	142.613
Finished goods less foods and energy ²	00/82	FD	4131	249.011	249.006	250.358	251.197	251.618
Finished consumer goods less foods and energy.....	00/82	FD	41311	276.570	276.538	277.727	278.769	278.967
Nondurable consumer goods less foods and energy.....	00/82	FD	413111	358.992	359.116	361.099	363.223	363.246
Durable consumer goods.....	00/82	FD	413112	192.078	191.918	192.383	192.471	192.801
Private capital equipment.....	00/82	FD	41312	213.926	213.945	215.381	216.006	216.605
Private capital equipment for manufacturing industries.....	00/82	FD	413121	229.557	229.922	232.009	232.731	233.873
Private capital equipment for nonmanufacturing industries.....	00/82	FD	413122	209.250	209.167	210.411	211.007	211.445
Government purchased goods, excluding foods and energy.....		FD	4132	137.371	137.320	138.460	138.835	139.161
Government purchased goods excluding foods, energy, and capital equipment.....		FD	41321	145.333	145.221	145.999	146.494	146.769
Government purchased capital equipment.....		FD	41322	125.293	125.316	126.870	127.094	127.474
Goods for export, excluding foods and energy.....		FD	4133	136.775	137.099	137.557	138.073	137.885
Final demand services.....		FD	42	140.653	140.347	141.305	141.911	142.633
Final demand trade services ³		FD	423	152.112	149.660	149.960	150.620	151.675
Trade of finished goods ²		FD	4231	150.014	147.897	147.705	148.578	149.698
Trade of personal consumption goods.....		FD	42311	149.580	148.704	148.052	149.209	150.121
Trade of private capital equipment.....		FD	42312	150.228	142.644	144.487	144.099	146.128
Trade of government purchased goods.....		FD	4232	166.263	161.598	163.908	164.004	164.562
Trade of government purchased goods, excluding capital equipment.....		FD	42321	172.183	171.281	171.188	171.312	171.063
Trade of government purchased capital equipment.....		FD	42322	155.823	145.581	151.458	151.512	153.265
Trade of exports.....		FD	4233	166.498	161.711	165.930	164.755	165.364
Final demand transportation and warehousing services.....		FD	422	149.408	148.995	148.955	149.990	152.074
Transportation of passengers for final demand.....		FD	4221	133.236	136.199	134.487	135.964	142.278
Transportation of private passengers.....		FD	42211	133.242	136.200	134.491	135.965	142.266
Transportation of government passengers.....		FD	42212	133.042	135.973	134.280	135.740	141.984
Transportation of passengers for export.....		FD	42213	133.218	136.207	134.480	135.970	142.339
Transportation and warehousing of goods for final demand.....		FD	4222	154.898	153.168	153.781	154.638	155.058
Transportation and warehousing of finished goods ²		FD	42221	152.988	151.147	151.347	152.273	152.726
Transportation and warehousing of personal consumption goods.....		FD	422211	153.503	151.688	151.956	152.922	153.364
Transportation and warehousing of private capital equipment.....		FD	422212	150.905	148.955	148.877	149.639	150.138
Transportation and warehousing of government purchased goods.....		FD	42222	153.825	152.396	152.468	153.615	154.104
Transportation and warehousing of exports.....		FD	42223	160.683	159.137	160.830	161.473	161.803
Final demand services less trade, transportation, and warehousing.....		FD	421	134.501	135.071	136.393	136.930	137.374
Finished services less trade, transportation, and warehousing ²		FD	4211	134.807	135.324	136.600	137.161	137.562
Finished consumer services less trade, transportation, and warehousing.....		FD	42111	134.082	134.587	136.089	136.741	137.168
Private capital investment services less trade, transportation, and warehousing.....		FD	42112	141.599	142.204	141.731	141.574	141.785
Government purchased services less trade, transportation, and warehousing.....		FD	4212	125.119	125.776	127.264	127.494	127.694
Gov. purchased services less trade, transportation, and warehousing, excl. capital investment.....		FD	42121	125.755	126.399	128.039	128.292	128.464
Government purchased capital investment services less trade, transportation, and warehousing.....		FD	42122	110.003	110.805	110.049	109.952	110.537
Services for export less trade, transportation, and warehousing.....		FD	4213	141.631	142.891	144.689	145.249	146.587
Final demand construction.....		FD	43	174.118	174.176	174.643	174.602	174.757
Construction for private capital investment.....		FD	431	178.171	178.287	178.685	178.648	178.839
Construction for government.....		FD	432	166.586	166.522	167.138	167.090	167.167
Final Demand Special Groupings								
Final demand less exports.....	04/10	FD	49101	139.515	138.926	139.819	140.937	141.678
Final demand less government.....	04/10	FD	49102	139.861	139.317	140.223	141.217	141.967
Final demand less foods, food and nonalcoholic beverages for immediate consumption, and energy ¹	04/10	FD	49103	140.108	139.847	140.814	141.411	141.996
Final demand less foods and energy ⁴	04/10	FD	49104	139.916	139.708	140.591	141.149	141.719
Final demand less foods and food and nonalcoholic beverages for immediate consumption ⁴	04/10	FD	49105	139.532	138.846	139.881	140.929	141.601

See footnotes at end of table.

Table 5. Producer price indexes for Final Demand-Intermediate Demand groupings, not seasonally adjusted — Continued

[March 2024, Index base Nov. 2009=100, unless otherwise indicated]

Title	Other index base	Commodity code		Unadjusted index ¹				
		Group code	Item code	Nov. 2023	Dec. 2023 ^P	Jan. 2024 ^P	Feb. 2024 ^P	Mar. 2024 ^P
Final demand less foods ⁴	04/10	FD	49106	139.315	138.703	139.656	140.640	141.294
Final demand less energy.....	04/10	FD	49107	140.231	140.008	140.848	141.474	142.103
Final demand less trade services.....	01/10	FD	49108	137.858	137.654	138.701	139.813	140.446
Final demand less distributive services ⁵	01/10	FD	49109	137.292	137.154	138.220	139.344	139.987
Final demand goods less energy.....	01/10	FD	49111	141.601	141.576	142.156	142.920	143.362
Final demand goods less foods.....	04/10	FD	49112	137.304	135.806	136.816	138.921	139.457
Final demand services less trade services.....	04/10	FD	49113	134.718	135.191	136.374	136.953	137.546
Final demand distributive services ⁵	04/10	FD	49114	149.469	147.178	147.520	148.197	149.133
Final demand goods plus final demand distributive services ⁵	04/10	FD	49115	143.058	141.340	141.980	143.454	144.265
Final demand less foods, energy, and trade services ⁴	08/13	FD	49116	128.892	129.230	130.201	130.702	131.124
Private and government purchased capital equipment.....	08/13	FD	49117	129.143	129.156	130.126	130.482	130.848
Private and government purchased capital investment services.....	08/13	FD	49118	134.446	131.879	132.400	132.231	133.092
Total private and government purchased capital investment.....	08/13	FD	49119	135.024	133.757	134.426	134.467	135.048
Total finished ²	01/10	FD	49201	140.447	139.927	140.821	141.917	142.719
Total finished less foods, food and nonalcoholic beverages for immediate consumption, and energy ^{2, 4}	12/10	FD	49202	139.625	139.418	140.196	140.817	141.416
Total finished less foods and energy ^{2, 4}	01/10	FD	49203	140.485	140.278	141.055	141.682	142.291
Total finished less foods and food and nonalcoholic beverages for immediate consumption ^{2, 4}	12/10	FD	49204	138.558	138.033	138.928	139.928	140.677
Total finished less foods ^{2, 4}	01/10	FD	49205	139.968	139.442	140.340	141.349	142.111
Total finished less energy ²	01/10	FD	49206	140.974	140.757	141.536	142.276	142.936
Finished goods ²	00/82	FD	49207	252.581	250.162	252.390	256.738	258.856
Finished goods less energy ²	00/82	FD	49208	252.691	252.497	253.875	255.771	256.816
Finished goods, excluding foods ^{2, 4}	00/82	FD	49209	248.421	245.556	247.979	252.202	254.150
Finished services ²	01/10	FD	49210	138.953	138.700	139.486	140.156	140.842
Private capital investment services.....	04/10	FD	49211	144.617	142.023	142.438	142.247	143.151
Finished distributive services ^{2, 5}	04/10	FD	49212	147.281	145.242	145.100	145.962	146.979
Finished services less trade services ²	04/10	FD	49213	134.634	135.075	136.223	136.817	137.341
Finished services less distributive services ^{2, 5}	04/10	FD	49214	133.892	134.458	135.661	136.238	136.767
Total private capital investment (goods, services, and construction).....	04/10	FD	49215	143.056	141.699	142.286	142.324	142.959
Finished goods plus finished distributive services ²	04/10	FD	49216	143.918	142.236	142.812	144.481	145.583
Total exports.....	04/10	FD	49301	140.040	139.340	140.338	140.765	141.229
Goods for export.....	00/82	FD	49302	231.485	230.498	230.655	231.784	231.638
Services for export.....	04/10	FD	49303	151.615	150.719	153.008	153.125	154.366
Total government purchases.....	04/10	FD	49401	137.291	136.005	136.932	138.317	138.509
Government purchased goods.....	00/82	FD	49402	233.227	228.421	229.001	234.133	234.017
Government purchased services.....	04/10	FD	49403	133.802	133.569	135.041	135.328	135.758
Total government purchased capital investment (goods, services, construction).....	08/13	FD	49404	132.921	131.775	133.242	133.318	133.763
Government purchases, defense.....	05/15	FD	49405	124.925	123.028	124.051	125.702	125.617
Government purchases, non-defense.....	05/15	FD	49406	131.336	130.429	131.247	132.392	132.697
Personal consumption.....	01/10	FD	49501	139.768	139.441	140.405	141.742	142.582
Personal consumption goods (finished consumer goods).....	00/82	FD	49502	268.916	265.431	268.002	273.982	276.764
Personal consumption goods less energy.....	00/82	FD	49503	272.508	272.182	273.495	276.171	277.481
Personal consumption goods less foods.....	00/82	FD	49504	268.306	263.660	266.683	273.129	275.907
Personal consumption nondurable goods less foods.....	00/82	FD	49508	301.582	294.932	299.095	308.410	312.295
Personal consumption services.....	04/10	FD	49505	137.558	137.668	138.509	139.310	139.960
Personal consumption less trade services.....	04/10	FD	49506	136.732	136.543	137.905	139.282	140.100
Personal consumption less distributive services ⁵	04/10	FD	49507	136.360	136.229	137.631	139.025	139.858
Personal consumption less foods and energy.....	04/14	FD	49510	128.956	129.047	129.810	130.533	131.088
Personal consumption less foods, energy, and trade services ³	04/14	FD	49511	126.212	126.574	127.749	128.368	128.836
Personal consumption less foods, energy, and distributive services ⁵	04/14	FD	49512	126.103	126.555	127.776	128.386	128.858
Personal consumption goods plus personal consumption distributive services ⁵	08/13	FD	49509	132.073	130.796	131.160	133.093	134.142
Intermediate Demand by Commodity Type								
Processed goods								
Processed goods for intermediate demand.....	00/82	ID6	1	254.778	252.063	252.570	256.691	256.116
Materials and components for manufacturing.....	00/82	ID6	11	230.549	230.647	231.471	233.598	232.966
Materials for manufacturing.....		ID6	111	141.971	141.919	142.328	144.247	143.420
Materials for food manufacturing.....	00/82	ID6	1111	247.637	248.125	244.927	248.663	252.990
Materials for nondurable manufacturing.....	00/82	ID6	1112	260.790	258.354	256.316	259.148	260.409
Materials for durable manufacturing.....	00/82	ID6	1113	271.707	274.156	280.131	284.462	276.840
Components for manufacturing.....	00/82	ID6	112	188.200	188.518	189.399	189.851	190.259
Components for nondurable manufacturing.....		ID6	1121	145.253	145.679	145.447	146.095	146.283
Components for durable manufacturing.....		ID6	1122	132.875	133.091	133.755	134.061	134.354
Materials and components for construction.....	00/82	ID6	12	351.469	351.810	354.460	355.732	355.989
Materials for construction.....		ID6	121	166.963	166.789	169.069	170.170	170.337
Components for construction.....		ID6	122	178.831	179.290	179.773	180.000	180.093
Processed fuels and lubricants for intermediate demand.....	00/82	ID6	13	246.359	232.759	232.157	246.709	245.118
Processed fuels and lubricants to manufacturing industries.....	00/82	ID6	131	256.046	244.693	243.008	255.228	250.213

See footnotes at end of table.

Table 5. Producer price indexes for Final Demand-Intermediate Demand groupings, not seasonally adjusted — Continued

[March 2024, Index base Nov. 2009=100, unless otherwise indicated]

Title	Other index base	Commodity code		Unadjusted index ¹				
		Group code	Item code	Nov. 2023	Dec. 2023 ^P	Jan. 2024 ^P	Feb. 2024 ^P	Mar. 2024 ^P
Processed fuels and lubricants to nonmanufacturing industries.....	00/82	ID6	132	243.583	229.255	228.995	244.310	243.810
Containers for intermediate demand.....	00/82	ID6	14	304.470	304.446	304.642	304.762	303.689
Supplies for intermediate demand.....	00/82	ID6	15	249.874	249.717	249.841	250.116	250.333
Supplies to manufacturing industries.....	00/82	ID6	151	245.345	245.553	246.641	246.574	246.965
Supplies to nonmanufacturing industries.....	00/82	ID6	152	248.594	248.381	248.355	248.681	248.869
Supplies to nonmanufacturing industries, feeds.....	00/82	ID6	1521	230.732	228.034	223.628	218.725	216.199
Supplies to nonmanufacturing industries, other than feeds.....	00/82	ID6	1522	252.915	253.024	253.566	254.576	255.120
Unprocessed goods								
Unprocessed goods for intermediate demand.....	00/82	ID6	2	247.112	238.634	243.999	243.561	240.420
Unprocessed foodstuffs and feedstuffs.....	00/82	ID6	21	213.186	207.618	206.441	211.412	218.545
Unprocessed nonfood materials.....	00/82	ID6	22	261.044	250.813	260.720	256.352	245.848
Unprocessed nonfood materials except fuel.....	00/82	ID6	221	324.527	309.385	316.534	324.206	323.853
Unprocessed nonfood materials except fuel to manufacturing industries.....	00/82	ID6	2211	299.798	285.068	291.450	298.663	298.233
Unprocessed nonfood materials except fuel to nonmanufacturing industries.....	00/82	ID6	2212	354.391	355.078	368.008	373.485	375.501
Unprocessed fuel.....	00/82	ID6	222	128.545	128.087	142.735	115.813	86.620
Unprocessed fuel to manufacturing industries.....	00/82	ID6	2221	226.485	223.405	229.510	220.666	206.247
Unprocessed fuel to nonmanufacturing industries.....	00/82	ID6	2222	126.693	126.369	141.917	113.208	82.349
Services								
Services for intermediate demand.....		ID6	3	147.405	147.708	149.483	149.282	149.546
Trade services for intermediate demand ⁵		ID6	33	176.382	176.040	178.033	175.402	175.769
Trade services for manufacturing industries.....	12/12	ID6	331	161.433	160.842	164.175	160.395	160.699
Trade services for nonmanufacturing industries.....	12/12	ID6	332	156.685	156.647	156.978	155.950	156.306
Transportation and warehousing services for intermediate demand.....		ID6	32	155.396	156.332	157.670	159.292	159.550
Transportation of passengers for intermediate demand.....		ID6	321	133.107	136.036	134.344	135.803	142.045
Transportation of passengers for manufacturing industries.....		ID6	3211	133.197	136.184	134.458	135.946	142.311
Transportation of passengers for nonmanufacturing industries.....		ID6	3212	133.157	136.079	134.391	135.847	142.075
Transportation and warehousing of goods for intermediate demand.....		ID6	322	157.802	158.555	160.178	161.819	161.518
Transportation and warehousing of goods for manufacturing industries.....	12/12	ID6	3221	131.061	130.203	130.459	130.537	130.915
Transportation and warehousing of goods for nonmanufacturing industries.....	12/12	ID6	3222	140.985	142.088	143.855	145.695	145.244
Services less trade, transportation, and warehousing for intermediate demand.....		ID6	31	138.320	138.642	140.433	140.417	140.657
Services less trade, transportation, and warehousing for manufacturing industries.....		ID6	311	129.329	129.788	132.435	132.588	133.215
Services less trade, transportation, and warehousing for nonmanufacturing industries.....		ID6	312	138.608	138.925	140.686	140.665	140.891
Construction								
Construction for intermediate demand.....		ID6	4	145.959	145.988	146.400	146.405	147.220
Intermediate Demand by Commodity Type Special Groupings								
Processed materials less foods and feeds.....	00/82	ID6	9111	256.128	253.156	254.034	258.446	257.555
Processed foods and feeds.....	00/82	ID6	9112	241.849	241.642	238.523	239.765	242.295
Processed energy goods.....	00/82	ID6	9113	247.502	233.839	233.234	247.860	246.268
Processed materials less energy.....	00/82	ID6	9118	253.534	253.576	254.354	255.803	255.491
Processed materials less foods and energy.....	00/82	ID6	9115	254.552	254.625	255.905	257.377	256.700
Intermediate distributive services ⁶	04/10	ID6	9116	165.802	165.940	167.744	167.004	167.076
Processed goods plus intermediate distributive services.....	04/10	ID6	9117	145.863	144.823	145.512	146.954	146.745
Unprocessed materials less agricultural products.....	00/82	ID6	9211	267.989	256.400	268.116	264.037	252.296
Unprocessed energy materials ⁷	00/82	ID6	9212	203.760	188.145	200.143	196.201	182.581
Unprocessed materials less energy.....	00/82	ID6	9213	265.926	264.041	263.326	266.137	272.314
Unprocessed nonfood materials less energy ⁸	00/82	ID6	9216	423.233	432.870	433.612	429.622	432.623
Intermediate Demand by Production Flow								
Stage 4 Intermediate Demand								
Stage 4 intermediate demand.....		ID5	4	148.629	148.594	150.062	150.252	150.608
Inputs to stage 4 goods producers.....		ID5	41	145.799	145.599	146.507	146.328	146.104
Goods.....		ID5	411	138.119	137.971	138.357	138.561	138.306
Foods.....		ID5	4111	142.923	143.008	141.176	139.066	139.582
Energy.....		ID5	4112	148.944	137.607	137.339	138.703	139.811
Goods excluding foods and energy.....		ID5	4113	137.392	137.311	138.043	138.590	138.205
Services.....		ID5	412	171.363	170.988	173.637	172.169	172.047
Trade services.....		ID5	4123	184.353	183.763	186.886	184.664	184.242
Transportation and warehousing services.....		ID5	4122	136.606	136.360	136.526	136.291	137.551
Transportation of passengers.....		ID5	41221	133.217	136.207	134.480	135.969	142.338
Transportation and warehousing of goods.....		ID5	41222	146.316	145.419	145.968	145.379	145.721
Services less trade, transportation, and warehousing.....		ID5	4121	131.020	131.247	133.104	133.498	133.799
Inputs to stage 4 services producers.....		ID5	42	146.267	146.451	148.220	148.498	149.079

See footnotes at end of table.

Table 5. Producer price indexes for Final Demand-Intermediate Demand groupings, not seasonally adjusted — Continued

[March 2024, Index base Nov. 2009=100, unless otherwise indicated]

Title	Other index base	Commodity code		Unadjusted index ¹				
		Group code	Item code	Nov. 2023	Dec. 2023 ^P	Jan. 2024 ^P	Feb. 2024 ^P	Mar. 2024 ^P
Goods.....		ID5	421	144.921	144.122	144.387	146.027	146.365
Foods.....		ID5	4211	146.198	146.135	144.612	146.178	150.024
Energy.....		ID5	4212	138.603	136.136	136.703	140.739	139.296
Goods excluding foods and energy.....		ID5	4213	147.369	147.323	147.963	148.201	148.514
Services.....		ID5	422	146.496	147.008	149.277	149.099	149.760
Trade services.....		ID5	4223	165.016	163.472	165.886	164.887	165.028
Transportation and warehousing services.....		ID5	4222	150.796	151.674	152.896	155.438	156.458
Transportation of passengers.....		ID5	42221	132.721	135.681	133.971	135.446	141.752
Transportation and warehousing of goods.....		ID5	42222	154.495	155.024	156.748	159.481	159.610
Services less trade, transportation, and warehousing.....		ID5	4221	143.021	143.710	146.056	145.682	146.357
Construction.....		ID5	423	145.959	145.988	146.400	146.405	147.220
Inputs to stage 4 construction producers.....		ID5	43	162.271	161.686	163.132	163.775	164.481
Goods.....		ID5	431	165.936	165.065	166.594	168.374	169.168
Energy.....		ID5	4312	145.006	131.538	133.166	146.954	153.260
Goods excluding foods and energy.....		ID5	4313	171.843	172.219	173.773	174.393	174.653
Services.....		ID5	432	152.786	152.916	154.152	151.939	152.425
Trade services.....		ID5	4323	172.710	173.789	175.627	169.675	170.454
Transportation and warehousing services.....		ID5	4322	147.608	145.858	145.823	146.278	146.836
Transportation of passengers.....		ID5	43221	138.870	141.980	140.183	141.733	148.359
Transportation and warehousing of goods.....		ID5	43222	148.603	146.726	146.733	147.165	147.579
Services less trade, transportation, and warehousing.....		ID5	4321	132.328	132.372	133.540	133.488	133.685
Stage 3 Intermediate Demand								
Stage 3 intermediate demand.....		ID5	3	145.590	144.588	145.612	147.261	147.448
Inputs to stage 3 goods producers.....		ID5	31	152.529	151.660	152.621	154.059	155.185
Goods.....		ID5	311	146.701	145.686	146.197	149.023	150.138
Foods.....		ID5	3111	156.053	153.387	152.136	157.983	163.742
Energy.....		ID5	3112	141.887	130.586	129.961	131.677	134.823
Goods excluding foods and energy.....		ID5	3113	147.105	147.370	148.715	150.404	149.464
Services.....		ID5	312	164.729	164.475	167.108	163.071	164.161
Trade services.....		ID5	3123	172.944	173.062	177.464	169.493	170.798
Transportation and warehousing services.....		ID5	3122	149.879	148.803	149.005	149.544	150.407
Transportation of passengers.....		ID5	31221	141.840	145.021	143.183	144.768	151.545
Transportation and warehousing of goods.....		ID5	31222	150.112	148.802	149.116	149.597	150.132
Services less trade, transportation, and warehousing.....		ID5	3121	135.260	135.441	136.721	136.720	137.378
Inputs to stage 3 services producers.....		ID5	32	139.280	138.166	139.225	141.043	140.547
Goods.....		ID5	321	128.418	120.546	119.866	127.809	126.557
Foods.....		ID5	3211	157.197	156.138	155.100	154.348	154.173
Energy.....		ID5	3212	129.918	116.998	115.578	128.480	126.136
Goods excluding foods and energy.....		ID5	3213	135.737	135.648	136.172	136.567	137.032
Services.....		ID5	322	141.964	142.615	144.140	144.367	144.054
Trade services.....		ID5	3223	200.362	201.178	198.635	197.621	197.947
Transportation and warehousing services.....		ID5	3222	161.940	164.066	166.428	168.916	168.047
Transportation of passengers.....		ID5	32221	104.298	104.416	104.347	104.406	104.658
Transportation and warehousing of goods.....		ID5	32222	162.440	164.576	166.950	169.451	168.577
Services less trade, transportation, and warehousing.....		ID5	3221	133.471	133.711	135.255	134.936	134.735
Construction.....		ID5	323	145.959	145.988	146.400	146.405	147.220
Inputs to stage 3 construction producers.....		ID5	33	140.574	140.799	141.828	141.863	142.378
Goods.....		ID5	331	133.036	133.259	134.090	134.970	135.515
Goods excluding foods and energy.....		ID5	3313	169.520	169.804	170.863	171.984	172.678
Services.....		ID5	332	168.197	168.455	169.857	168.880	169.429
Trade services.....		ID5	3323	173.103	173.337	174.782	173.759	174.309
Transportation and warehousing services.....		ID5	3322	116.109	116.385	117.379	116.610	116.872
Transportation and warehousing of goods.....		ID5	33222	122.557	122.848	123.898	123.087	123.363
Services less trade, transportation, and warehousing.....		ID5	3321	126.124	126.672	127.684	127.230	127.899
Stage 2								
Stage 2 intermediate demand.....		ID5	2	135.407	133.473	135.561	135.450	133.804
Inputs to stage 2 goods producers.....		ID5	21	123.665	120.284	122.741	121.846	119.143
Goods.....		ID5	211	118.744	114.390	117.161	116.069	112.368
Foods.....		ID5	2111	154.673	151.340	147.564	142.507	141.713
Energy.....		ID5	2112	90.251	83.598	88.772	87.338	81.599
Goods excluding foods and energy.....		ID5	2113	140.619	140.736	140.441	141.045	140.635
Services.....		ID5	212	152.056	151.488	153.194	152.839	153.065
Trade services.....		ID5	2123	172.214	170.513	172.547	171.855	172.379
Transportation and warehousing services.....		ID5	2122	169.183	169.803	170.481	169.901	170.238
Transportation of passengers.....		ID5	21221	133.720	136.582	134.929	136.355	142.452
Transportation and warehousing of goods.....		ID5	21222	171.225	171.738	172.530	171.851	171.910
Services less trade, transportation, and warehousing.....		ID5	2121	137.364	136.827	139.457	139.646	139.461
Construction.....		ID5	213	145.959	145.988	146.400	146.405	147.220

See footnotes at end of table.

Table 5. Producer price indexes for Final Demand-Intermediate Demand groupings, not seasonally adjusted — Continued

[March 2024, Index base Nov. 2009=100, unless otherwise indicated]

Title	Other index base	Commodity code		Unadjusted index ¹				
		Group code	Item code	Nov. 2023	Dec. 2023 ^P	Jan. 2024 ^P	Feb. 2024 ^P	Mar. 2024 ^P
Inputs to stage 2 services producers.....		ID5	22	145.239	145.161	146.721	147.571	147.270
Goods.....		ID5	221	143.861	142.830	142.510	143.689	143.691
Foods.....		ID5	2211	112.917	112.601	112.207	111.352	111.176
Energy.....		ID5	2212	153.412	143.652	143.261	154.750	153.799
Goods excluding foods and energy.....		ID5	2213	143.954	143.486	143.171	143.704	143.770
Services.....		ID5	222	144.970	145.007	146.820	147.645	147.283
Trade services.....		ID5	2223	189.712	192.412	187.322	187.551	188.445
Transportation and warehousing services.....		ID5	2222	142.542	148.736	148.412	151.530	149.810
Transportation of passengers.....		ID5	22221	133.652	136.628	134.909	136.392	142.733
Transportation and warehousing of goods.....		ID5	22222	144.739	151.549	151.479	154.910	151.703
Services less trade, transportation, and warehousing.....		ID5	2221	143.927	143.384	145.687	146.375	146.054
Construction.....		ID5	223	145.959	145.988	146.400	146.405	147.220
Stage 1 Intermediate Demand								
Stage 1 intermediate demand.....		ID5	1	145.099	144.584	145.388	146.077	146.229
Inputs to stage 1 goods producers.....		ID5	11	142.764	142.227	143.218	142.974	142.164
Goods.....		ID5	111	139.391	138.712	138.754	139.821	138.335
Foods.....		ID5	1111	139.925	139.505	135.073	131.806	132.576
Energy.....		ID5	1112	127.943	122.059	121.753	125.613	124.009
Goods excluding foods and energy.....		ID5	1113	145.635	146.148	147.036	148.194	146.315
Services.....		ID5	112	156.110	155.968	159.719	155.647	156.791
Trade services.....		ID5	1123	171.886	170.832	176.763	169.011	170.258
Transportation and warehousing services.....		ID5	1122	157.810	159.311	159.370	160.396	162.401
Transportation of passengers.....		ID5	11221	133.192	136.181	134.454	135.943	142.311
Transportation and warehousing of goods.....		ID5	11222	162.118	163.231	163.734	164.632	165.522
Services less trade, transportation, and warehousing.....		ID5	1121	110.638	111.387	112.402	112.715	113.420
Construction.....		ID5	113	145.959	145.988	146.400	146.405	147.220
Inputs to stage 1 services producers.....		ID5	12	145.164	144.803	145.402	146.502	147.224
Goods.....		ID5	121	145.850	142.844	142.633	146.332	146.102
Foods.....		ID5	1211	128.006	128.022	127.987	144.734	138.610
Energy.....		ID5	1212	154.669	144.505	142.843	154.057	153.031
Goods excluding foods and energy.....		ID5	1213	149.810	149.998	150.460	150.713	150.888
Services.....		ID5	122	144.207	144.961	145.898	145.894	147.016
Trade services.....		ID5	1223	177.675	178.941	178.075	176.505	176.684
Transportation and warehousing services.....		ID5	1222	142.857	143.547	144.579	146.447	148.511
Transportation of passengers.....		ID5	12221	133.113	136.099	134.374	135.862	142.225
Transportation and warehousing of goods.....		ID5	12222	163.264	162.817	165.412	167.680	167.702
Services less trade, transportation, and warehousing.....		ID5	1221	139.430	140.134	141.224	141.108	142.175
Construction.....		ID5	123	145.959	145.988	146.400	146.405	147.220
Inputs to stage 1 construction producers.....		ID5	13	162.840	161.618	162.929	164.372	164.565
Goods.....		ID5	131	164.240	162.602	164.000	166.328	166.381
Energy.....		ID5	1312	141.821	125.236	120.736	137.406	136.044
Goods excluding foods and energy.....		ID5	1313	169.624	169.765	171.897	172.532	172.756
Services.....		ID5	132	160.440	160.232	161.338	160.600	161.143
Trade services.....		ID5	1323	170.100	170.466	172.034	170.694	171.260
Transportation and warehousing services.....		ID5	1322	122.010	120.292	120.092	120.939	121.382
Transportation and warehousing of goods.....		ID5	13222	126.204	124.427	124.220	125.096	125.554
Services less trade, transportation, and warehousing.....		ID5	1321	139.111	139.610	140.901	140.273	140.687
Intermediate Demand by Production Flow Special Groupings								
Total goods inputs to stage 4 intermediate demand.....	04/10	ID5	9411	142.719	142.237	142.807	143.746	143.881
Total services inputs to stage 4 intermediate demand.....	04/10	ID5	9412	150.310	150.676	152.919	152.419	152.964
Total construction inputs to stage 4 intermediate demand.....	04/10	ID5	9413	144.750	144.779	145.187	145.192	146.000
Total foods inputs to stage 4 intermediate demand.....	04/10	ID5	9414	141.167	141.188	139.526	139.002	140.901
Total energy goods inputs to stage 4 intermediate demand.....	04/10	ID5	9415	128.441	124.295	124.944	129.988	129.874
Total goods less foods and energy inputs to stage 4 intermediate demand.....	04/10	ID5	9416	146.232	146.266	147.166	147.661	147.575
Total goods inputs to stage 3 intermediate demand.....	04/10	ID5	9311	134.942	132.324	132.524	136.433	136.910
Total services inputs to stage 3 intermediate demand.....	04/10	ID5	9312	144.869	145.365	147.057	146.577	146.503
Total construction inputs to stage 3 intermediate demand.....	04/10	ID5	9313	144.750	144.779	145.187	145.192	146.000
Total foods inputs to stage 3 intermediate demand.....	04/10	ID5	9314	138.905	136.544	135.432	140.586	145.667
Total energy goods inputs to stage 3 intermediate demand.....	04/10	ID5	9315	129.207	116.775	115.500	126.494	125.010
Total goods less foods and energy inputs to stage 3 intermediate demand.....	04/10	ID5	9316	139.541	139.741	140.900	142.311	141.653
Total goods inputs to stage 2 intermediate demand.....	04/10	ID5	9211	115.507	111.693	114.023	113.213	110.066
Total services inputs to stage 2 intermediate demand.....	04/10	ID5	9212	147.127	147.021	148.815	149.364	149.139
Total construction inputs to stage 2 intermediate demand.....	04/10	ID5	9213	144.750	144.779	145.187	145.192	146.000
Total foods inputs to stage 2 intermediate demand.....	04/10	ID5	9214	155.038	151.732	147.987	142.965	142.176
Total energy goods inputs to stage 2 intermediate demand.....	04/10	ID5	9215	89.070	82.522	87.526	86.265	80.699
Total goods less foods and energy inputs to stage 2 intermediate demand.....	04/10	ID5	9216	133.330	133.312	133.029	133.582	133.301
Total goods inputs to stage 1 intermediate demand.....	04/10	ID5	9111	129.496	128.057	128.222	130.142	129.426

See footnotes at end of table.

Table 5. Producer price indexes for Final Demand-Intermediate Demand groupings, not seasonally adjusted — Continued

[March 2024, Index base Nov. 2009=100, unless otherwise indicated]

Title	Other index base	Commodity code		Unadjusted index ¹				
		Group code	Item code	Nov. 2023	Dec. 2023 ^p	Jan. 2024 ^p	Feb. 2024 ^p	Mar. 2024 ^p
Total services inputs to stage 1 intermediate demand.....	04/10	ID5	9112	146.557	147.091	148.517	147.768	148.850
Total construction inputs to stage 1 intermediate demand.....	04/10	ID5	9117	144.750	144.779	145.187	145.192	146.000
Total foods inputs to stage 1 intermediate demand.....	04/10	ID5	9114	131.313	130.929	126.863	124.255	124.818
Total energy goods inputs to stage 1 intermediate demand.....	04/10	ID5	9115	137.691	129.027	127.719	136.101	134.854
Total goods less foods and energy inputs to stage 1 intermediate demand.....	04/10	ID5	9116	125.894	126.173	127.015	127.655	126.980

¹ All indexes are subject to revision for 4 months after their originally scheduled publication to incorporate late reports and corrections by survey respondents. In addition, seasonally adjusted indexes are subject to change for up to 5 years due to the recalculation of seasonal factors published each January.

² PPI defines Total finished as including only the personal consumption and private capital investment portions of final demand.

³ Trade indexes measure changes in margins received by wholesalers and retailers.

⁴ The PPI definition of foods does not include food and beverages for immediate consumption. PPI defines food and beverages for immediate consumption as the service of preparing meals, snacks, and beverages to customer order for immediate on-premises and off-premises consumption.

⁵ Distributive services include transportation, warehousing, and trade of goods.

⁶ Includes intermediate trade, transportation, and warehousing services.

⁷ Includes crude petroleum.

⁸ Excludes crude petroleum.

p Preliminary

"/" Data not available.

Table 6. Producer price index percentage changes for selected aggregate commodity and service groupings, not seasonally adjusted
 [March 2024]

Title	Commodity code		Unadjusted 12-month percent change ¹ Mar. 2023 to Mar. 2024 ^P	Unadjusted 1-month percent change ¹				
	Group code	Item code		Oct. to Nov.	Nov. to Dec. ^P	Dec. to Jan. ^P	Jan. to Feb. ^P	Feb. to Mar. ^P
Goods								
All commodities.....	00	000000	-0.7	-0.9	-1.2	0.6	1.5	0.1
Farm products, processed foods and feeds.....	PFF	PLUS02	-1.7	0.3	-0.5	-0.4	1.4	1.5
Farm products.....	01	—	-7.3	2.9	-2.1	-0.3	3.4	1.9
Processed foods and feeds.....	02	—	0.9	-0.7	0.2	-0.5	0.6	1.3
Industrial commodities.....	IND	THRU15	-0.5	-1.2	-1.3	0.8	1.5	-0.2
Textile products and apparel.....	03	—	1.0	-0.2	-0.1	0.1	-0.1	1.2
Hides, skins, leather, and related products.....	04	—	-0.1	0.3	-0.1	0.7	-0.8	0.0
Fuels and related products and power.....	05	—	-2.9	-4.1	-5.6	1.6	4.7	-0.7
Chemicals and allied products.....	06	—	-3.8	-0.9	-0.6	-0.4	0.8	0.1
Rubber and plastic products.....	07	—	-1.1	0.1	-0.1	0.1	0.1	0.3
Lumber and wood products.....	08	—	-2.0	-0.8	0.3	0.1	0.7	0.4
Pulp, paper, and allied products.....	09	—	-0.3	0.0	-0.1	0.4	0.2	0.1
Metals and metal products.....	10	—	-1.6	-0.1	1.4	1.3	0.5	-1.4
Machinery and equipment.....	11	—	3.0	0.1	0.0	0.9	0.3	0.2
Furniture and household durables.....	12	—	0.7	0.2	-0.2	0.3	-0.1	0.3
Nonmetallic mineral products.....	13	—	4.4	0.2	-0.1	2.3	0.8	0.1
Transportation equipment.....	14	—	1.7	0.1	-0.1	0.3	0.2	0.1
Miscellaneous products.....	15	—	5.4	0.4	0.6	0.5	1.0	0.5
Industrial commodities less fuels.....	ILF	T15M05	0.3	-0.1	0.1	0.5	0.4	-0.1
Other commodity groupings								
Petroleum products, refined.....	05	7	-3.6	-6.5	-10.2	0.1	12.7	1.7
Industrial chemicals.....	06	1	-9.3	-2.8	-2.4	-3.2	2.1	0.5
Rubber and rubber products.....	07	1	-0.5	0.1	-0.2	-0.1	0.3	0.6
Lumber.....	08	1	-3.5	-2.5	1.9	0.6	1.3	2.1
Iron and steel.....	10	1	-5.9	-0.7	3.5	4.0	1.8	-6.9
Nonferrous metals.....	10	2	-1.3	0.3	0.8	-0.4	0.0	2.7
General purpose machinery and equipment.....	11	4	4.0	-0.2	0.0	0.5	0.6	0.1
Electrical machinery and equipment.....	11	7	2.4	0.2	0.0	1.1	0.2	0.3
Electronic components and accessories.....	11	78	0.5	0.2	-0.1	0.6	-0.2	0.1
Aircraft and aircraft equipment.....	14	2	3.9	0.2	0.2	0.6	0.4	0.1
Services and construction								
Transportation services.....	30	—	0.3	-0.6	-0.2	0.5	0.7	1.0
Services related to transportation activities.....	31	—	2.1	-0.5	3.7	0.1	2.0	-1.5
Warehousing, storage, and related activities.....	32	—	1.8	-0.4	-0.1	0.5	2.3	0.9
Publishing sales, excluding software.....	33	—	5.3	0.3	1.2	1.2	1.2	0.3
Software publishing.....	34	—	2.8	-1.3	1.6	-1.8	0.0	0.3
Network compensation from broadcast and cable television and radio.....	35	—	0.2	-0.1	0.0	0.2	0.0	0.0
Advertising space and time sales.....	36	—	-2.8	2.0	0.1	-2.2	0.5	-1.7
Telecommunication, cable, and internet user services.....	37	—	1.1	-0.1	0.5	0.7	0.4	-0.1
Data processing and related services.....	38	—	1.6	0.3	0.3	0.4	0.1	-0.3
Credit intermediation services (partial).....	39	—	8.9	2.6	-0.5	3.3	0.9	0.0
Investment services.....	40	—	12.4	-0.7	1.9	2.7	0.7	2.6
Insurance and annuities.....	41	—	3.5	0.2	0.3	0.7	0.2	0.1
Commissions and fees from sales and administration of insurance policies (partial).....	42	—	0.3	0.0	0.1	0.0	0.3	0.0
Real estate services (partial).....	43	—	4.5	0.6	0.5	0.7	-1.6	-0.4
Rental and leasing of goods (partial).....	44	—	-2.0	-2.8	-0.3	-2.9	0.1	3.3
Professional services (partial).....	45	—	4.9	0.2	0.2	2.2	0.6	0.0
Employment services.....	46	—	0.0	0.2	0.3	0.0	-0.5	-0.1
Travel arrangement services.....	47	—	1.7	0.0	-0.5	-0.4	0.2	-0.5
Selected security services (partial).....	48	—	11.6	-0.2	2.4	2.8	0.6	-0.1
Cleaning and building maintenance services (partial).....	49	—	-0.5	0.4	0.0	0.7	0.0	0.0
Waste collection and remediation services (partial).....	50	—	4.5	0.5	-0.9	0.3	-0.6	2.4
Health care services.....	51	—	3.7	0.1	0.1	1.0	0.3	0.0
Accommodation services.....	53	—	-4.6	-2.5	-2.4	0.7	1.7	0.6
Food and beverages for immediate consumption services (partial).....	54	—	4.7	0.3	0.0	0.1	0.6	1.1
Repair and maintenance services (partial).....	55	—	5.3	0.3	0.4	1.1	0.1	0.1
Entertainment services (partial).....	56	—	3.7	0.9	2.0	-0.5	0.1	1.8
Wholesale trade services.....	57	—	4.0	1.8	-2.2	1.6	-0.8	0.5
Retail trade services.....	58	—	-2.8	-2.1	0.3	-1.5	1.1	0.7
Metal treatment services.....	59	—	5.1	-0.3	0.6	1.3	0.0	0.5

See footnotes at end of table.

Table 6. Producer price index percentage changes for selected aggregate commodity and service groupings, not seasonally adjusted — Continued
 [March 2024]

Title	Commodity code		Unadjusted 12-month percent change ¹	Unadjusted 1-month percent change ¹				
	Group code	Item code		Mar. 2023 to Mar. 2024 ^p	Oct. to Nov.	Nov. to Dec. ^p	Dec. to Jan. ^p	Jan. to Feb. ^p
Mining services.....	60	—	1.8	1.2	1.3	-0.2	0.4	0.6
Contract work on textile products, apparel, and leather.....	61	—	2.2	0.0	0.5	0.0	0.0	2.1
Construction (partial).....	80	—	-0.8	-0.2	0.0	0.3	0.0	0.1

¹ All indexes are subject to revision for 4 months after their originally scheduled publication to incorporate late reports and corrections by survey respondents.

^p Preliminary

“—” Data not available.

NOTE: The term “(partial)” denotes incomplete coverage of the index category.

Table 7. Producer price index percentage changes for commodity and service groupings and individual items, not seasonally adjusted [March 2024]

Title	Commodity code		Unadjusted 12-month percent change ¹ Mar. 2023 to Mar. 2024 ^P	Unadjusted 1-month percent change ¹				
	Group code	Item code		Oct. to Nov.	Nov. to Dec. ^P	Dec. to Jan. ^P	Jan. to Feb. ^P	Feb. to Mar. ^P
Goods								
All commodities.....	00	000000	-0.7	-0.9	-1.2	0.6	1.5	0.1
Industrial commodities.....	IND	THRU15	-0.5	-1.2	-1.3	0.8	1.5	-0.2
Farm products, processed foods and feeds.....	PFF	PLUS02	-1.7	0.3	-0.5	-0.4	1.4	1.5
Farm products.....	01	—	-7.3	2.9	-2.1	-0.3	3.4	1.9
Fruits & melons, fresh/dry vegs. & nuts.....	01	1	5.6	12.5	-2.5	5.4	-2.5	3.9
Fresh fruits and melons.....	01	11	-11.7	18.2	-0.6	3.7	-12.7	-7.9
Citrus fruits.....	01	1101	6.1	5.4	-10.6	3.4	-1.8	-6.2
Grapefruits.....	01	110101	3.3	5.9	-0.7	-2.5	-3.8	-3.3
Lemons.....	01	110104	12.0	-11.9	-6.9	-15.7	-9.7	5.6
Valencia oranges.....	01	110105	11.9	—	—	—	-10.0	-2.8
Navel oranges.....	01	110106	19.5	19.0	-14.9	-3.2	6.0	-5.9
Tangerines.....	01	110108	-34.2	0.3	-11.8	15.1	8.8	-29.5
Other fruits and berries.....	01	1102	-13.5	22.0	1.3	3.9	-15.0	-8.6
Avocados.....	01	110205	—	-31.9	-4.1	—	—	—
Kiwifruit.....	01	110206	—	—	—	-1.0	-3.2	0.0
Granny Smith apples.....	01	110208	-36.8	4.3	-8.3	-4.3	-4.4	-5.9
Golden delicious apples.....	01	110211	-30.1	-11.1	-12.5	-3.0	4.4	-2.6
Red delicious apples.....	01	110215	-31.4	-12.5	-5.6	-4.5	-0.1	-0.8
McIntosh apples.....	01	110216	4.9	-2.0	-2.5	-0.1	-0.3	0.1
Gala apples.....	01	110220	-25.1	-6.4	-0.7	0.7	-0.7	9.9
Pears.....	01	110221	-16.5	-4.6	-0.8	-9.6	-0.9	8.1
Strawberries.....	01	110222	-38.0	133.3	4.5	12.0	-40.7	-31.9
Grapes.....	01	110228	19.8	0.5	2.4	0.0	4.8	0.0
Table grapes.....	01	1102281	—	1.6	7.9	—	—	—
Raisin grapes.....	01	1102282	—	0.0	0.0	0.0	-7.7	0.0
Wine grapes.....	01	1102283	6.9	0.0	0.0	0.0	6.9	0.0
Juice grapes.....	01	1102284	15.2	0.0	0.0	0.0	0.0	0.0
Fuji apples.....	01	110229	-29.5	-11.8	-16.0	2.0	-7.2	-3.0
Empire apples.....	01	110230	-9.5	0.0	-5.6	-1.9	0.0	0.0
Fresh and dry vegetables.....	01	13	26.4	11.2	-5.6	9.6	8.9	15.3
Dry vegetables.....	01	1301	5.9	4.0	1.2	-0.6	0.3	0.5
Dry beans.....	01	13011	2.4	2.3	0.1	0.5	0.6	-1.2
Dry pinto beans.....	01	130110	10.5	3.8	0.0	1.2	0.0	0.0
Dry great northern beans.....	01	130111	5.0	0.0	0.0	0.0	0.0	0.0
Dry pea beans.....	01	130113	-13.4	-0.4	0.2	-0.2	0.0	-0.2
Dry kidney beans.....	01	130114	-12.0	2.4	0.0	0.0	0.1	-2.5
Dry small red beans.....	01	130115	—	3.2	1.0	-1.0	1.0	-11.1
Dry garbanzo beans.....	01	130116	7.4	0.0	0.0	0.0	2.5	-0.1
Dry black beans.....	01	130117	-4.9	3.0	0.7	0.3	0.7	-5.6
Dry peas and lentils.....	01	13012	11.1	6.5	2.8	-2.2	0.0	3.0
Dry peas.....	01	130120	-5.9	6.9	-1.4	0.7	-5.1	1.9
Dry lentils.....	01	130121	47.5	5.9	9.9	-6.5	8.3	4.5
Fresh vegetables, except potatoes.....	01	1302	86.1	16.7	-6.6	15.9	12.7	18.1
Cabbage.....	01	130211	2.8	3.5	0.0	-25.1	3.6	-7.3
Carrots.....	01	130212	8.3	-0.3	0.0	0.0	0.0	-6.1
Celery.....	01	130213	-33.0	42.2	-6.7	-6.4	-32.5	-6.1
Sweet corn.....	01	130214	133.9	67.6	5.7	14.1	41.7	-50.2
Lettuce.....	01	130215	210.3	28.7	-32.6	17.1	14.6	144.8
Dry onions.....	01	130216	135.3	7.3	32.3	23.8	35.1	-0.4
Tomatoes.....	01	130217	160.9	13.4	23.8	39.0	-0.6	21.2
Snap beans.....	01	130218	—	—	-13.6	16.5	-32.6	-60.3
Broccoli.....	01	130222	-38.8	10.2	-39.2	13.9	-18.3	8.9
Cauliflower.....	01	130223	-3.6	-53.1	-3.6	-22.7	4.4	25.2
Spinach.....	01	130224	—	-19.6	—	—	16.3	-20.6
Greens.....	01	130225	-0.9	-4.4	3.7	-1.9	0.7	2.3
Endive.....	01	130226	100.1	4.0	—	—	41.7	1.8
Green peppers.....	01	130228	-14.4	35.3	-19.6	52.7	31.1	-30.3
Eggplant.....	01	130229	—	-17.7	20.0	—	—	—
Squash.....	01	130231	-32.0	37.8	91.0	15.4	—	—
Beets.....	01	130232	-23.3	2.8	1.8	6.3	0.9	-7.1
Cucumbers.....	01	130234	—	-10.7	43.5	—	—	—
Artichokes.....	01	130235	-19.8	52.4	0.4	-39.3	-5.8	-19.9

See footnotes at end of table.

Table 7. Producer price index percentage changes for commodity and service groupings and individual items, not seasonally adjusted — Continued
 [March 2024]

Title	Commodity code		Unadjusted 12-month percent change ¹	Unadjusted 1-month percent change ¹				
	Group code	Item code		Mar. 2023 to Mar. 2024 ^P	Oct. to Nov.	Nov. to Dec. ^P	Dec. to Jan. ^P	Jan. to Feb. ^P
Sweet potatoes.....	01	1303	11.0	9.9	1.9	-1.5	-2.4	2.1
Sweet potatoes.....	01	130301	11.0	9.9	1.9	-1.5	-2.4	2.1
Potatoes.....	01	1306	-48.7	-1.5	-5.8	-5.3	-0.7	10.8
Round white potatoes.....	01	130602	—	—	—	—	—	—
Russet potatoes.....	01	130603	-60.9	-1.5	-6.5	-6.7	-1.7	-5.9
Round red potatoes.....	01	130604	1.6	-1.5	0.0	3.9	5.9	5.7
Round yellow potatoes.....	01	130605	—	-1.5	0.0	6.3	5.9	—
Tree nuts.....	01	19	-1.8	0.7	0.0	0.0	-2.1	2.2
Tree nuts.....	01	1901	-1.8	0.7	0.0	0.0	-2.1	2.2
Pecans.....	01	190101	0.0	0.0	0.0	0.0	0.0	0.0
Almonds.....	01	190102	-1.0	1.0	0.0	0.0	-3.1	3.2
Filberts.....	01	190103	-1.1	0.0	0.0	0.0	0.0	0.0
Walnuts.....	01	190104	6.7	0.0	0.0	0.0	0.0	0.0
Macadamias.....	01	190105	-26.7	0.0	0.0	0.0	0.0	0.0
Pistachios.....	01	190106	-16.7	0.0	0.0	0.0	0.0	0.0
Grains.....	01	2	-31.9	-0.6	0.6	-3.8	-5.1	0.5
Wheat.....	01	21	-27.0	-1.2	2.4	-3.3	-5.2	-2.5
Wheat.....	01	2101	-27.0	-1.2	2.4	-3.3	-5.2	-2.5
Hard red winter wheat.....	01	210101	-30.5	-5.0	3.2	-4.7	-5.4	1.5
Hard red spring wheat.....	01	210102	—	6.9	-0.7	-2.9	-5.1	—
Soft white wheat.....	01	210103	-26.8	-1.5	0.0	-4.4	-3.4	-9.8
Soft red winter wheat.....	01	210104	-22.3	3.7	6.9	-0.5	-2.9	-8.2
Hard amber durum wheat.....	01	210105	-5.0	-4.1	-1.8	8.3	-16.6	-7.8
Other grains.....	01	22	-33.8	-0.5	0.2	-4.4	-5.1	1.2
Barley.....	01	2201	-48.6	-2.9	-10.8	0.0	-7.8	-12.7
Barley.....	01	220101	-48.6	-2.9	-10.8	0.0	-7.8	-12.7
Corn.....	01	2202	-33.7	-0.5	0.5	-4.5	-5.0	1.4
Corn.....	01	220205	-33.7	-0.5	0.5	-4.5	-5.0	1.4
Oats.....	01	2203	-2.3	-2.2	-1.3	5.8	-3.6	-4.8
Oats.....	01	220311	-2.3	-2.2	-1.3	5.8	-3.6	-4.8
Sorghum.....	01	2205	-32.0	0.7	-2.6	-2.7	-6.4	0.2
Sorghum.....	01	220501	-32.0	0.7	-2.6	-2.7	-6.4	0.2
Rough rice.....	01	23	-9.4	0.5	1.1	4.6	-4.4	-1.0
Rough rice.....	01	2301	-9.4	0.5	1.1	4.6	-4.4	-1.0
Rough rice.....	01	230103	-9.4	0.5	1.1	4.6	-4.3	-1.0
Long grain rough rice.....	01	2301031	-6.5	1.3	0.6	1.9	1.9	-1.4
Medium/short grain rough rice.....	01	2301032	-15.2	-1.2	2.0	10.1	-15.8	0.0
Livestock.....	01	3	21.5	-4.5	-3.5	-0.6	12.8	6.1
Slaughter cattle.....	01	31	17.9	-4.7	-3.3	1.3	6.3	6.2
Slaughter steers and heifers.....	01	3101	13.7	-3.9	-5.0	2.3	4.2	3.7
Slaughter steers and heifers.....	01	310199	13.7	-3.9	-5.0	2.3	4.2	3.7
Slaughter cows and bulls.....	01	3102	37.2	-8.5	3.9	-2.8	16.2	16.1
Slaughter cows and bulls.....	01	310299	37.2	-8.5	3.9	-2.8	16.2	16.1
Slaughter vealers.....	01	3103	4.4	0.5	0.1	-0.2	0.1	0.7
Slaughter vealers.....	01	310399	4.4	0.5	0.1	-0.2	0.1	0.7
Slaughter hogs.....	01	32	-3.9	-12.2	-23.6	-7.7	48.6	13.6
Slaughter barrows and gilts.....	01	3201	-3.9	-14.0	-23.7	-6.9	49.1	13.2
Slaughter barrows and gilts.....	01	320199	-3.9	-14.0	-23.7	-6.9	49.1	13.2
Slaughter sows.....	01	3202	-4.7	88.8	-19.0	-26.1	33.6	26.5
Slaughter sows.....	01	320299	-4.7	88.8	-19.0	-26.1	33.6	26.5
Slaughter lambs.....	01	33	33.1	5.5	-11.5	22.0	1.6	11.9
Slaughter lambs.....	01	3301	33.1	5.5	-11.5	22.0	1.6	11.9
Slaughter lambs.....	01	330199	33.1	5.5	-11.5	22.0	1.6	11.9
Feeder and replacement cattle.....	01	34	40.3	-1.1	4.3	-0.8	10.0	3.3
Feeder and replacement cattle.....	01	3401	40.3	-1.1	4.3	-0.8	10.0	3.3
Feeder and replacement cattle.....	01	340199	40.3	-1.1	4.3	-0.8	10.0	3.3
Slaughter poultry.....	01	4	-6.4	1.3	10.3	3.8	-3.8	1.8
Slaughter chickens.....	01	41	-1.6	0.7	12.8	2.8	-3.0	2.0
Broilers and other meat type chickens.....	01	4102	-1.6	0.7	12.8	2.8	-3.0	2.0
Slaughter chickens.....	01	410299	-1.6	0.7	12.8	2.8	-3.0	2.0
Slaughter turkeys.....	01	42	-32.3	5.9	-4.6	12.5	-10.0	0.8

See footnotes at end of table.

Table 7. Producer price index percentage changes for commodity and service groupings and individual items, not seasonally adjusted — Continued
 [March 2024]

Title	Commodity code		Unadjusted 12-month percent change ¹	Unadjusted 1-month percent change ¹				
	Group code	Item code		Mar. 2023 to Mar. 2024 ^P	Oct. to Nov.	Nov. to Dec. ^P	Dec. to Jan. ^P	Jan. to Feb. ^P
Slaughter turkeys.....	01	4201	-32.3	5.9	-4.6	12.5	-10.0	0.8
Slaughter turkeys.....	01	420199	-32.3	5.9	-4.6	12.5	-10.0	0.8
Slaughter ducks.....	01	43	-0.6	0.0	0.0	0.0	0.0	0.0
Slaughter ducks.....	01	4301	-0.6	0.0	0.0	0.0	0.0	0.0
Slaughter ducks.....	01	430199	-0.6	0.0	0.0	0.0	0.0	0.0
Raw cotton.....	01	5	10.9	-6.2	3.6	-0.4	12.7	1.3
Raw cotton.....	01	51	10.9	-6.2	3.6	-0.4	12.7	1.3
Raw cotton.....	01	5101	10.9	-6.2	3.6	-0.4	12.7	1.3
Raw cotton.....	01	510101	10.9	-6.2	3.6	-0.4	12.7	1.3
Upland cotton.....	01	5101011	13.3	-6.6	3.9	-0.4	13.8	1.6
Pima cotton.....	01	5101012	-17.0	-0.1	0.1	0.0	-1.7	-2.9
Raw milk.....	01	6	2.0	0.5	-5.1	-2.4	2.5	4.5
Raw milk.....	01	61	2.0	0.5	-5.1	-2.4	2.5	4.5
Raw milk.....	01	6101	2.0	0.5	-5.1	-2.4	2.5	4.5
Raw milk.....	01	610102	2.0	0.5	-5.1	-2.4	2.5	4.5
Chicken eggs.....	01	7	-35.7	58.8	-14.4	8.6	53.8	-23.2
Chicken eggs.....	01	71	-35.7	58.8	-14.4	8.6	53.8	-23.2
Eggs for fresh use.....	01	7107	-29.7	71.2	-20.5	14.6	55.0	-29.8
Eggs, jumbo.....	01	710701	-31.4	37.5	-21.9	14.2	57.0	-30.9
Eggs, extra large.....	01	710702	-30.5	71.3	-20.7	15.3	56.5	-31.0
Eggs, large.....	01	710703	-29.7	74.0	-21.4	15.9	62.2	-32.9
Eggs, medium.....	01	710704	-29.0	67.3	-17.3	8.9	24.3	-11.6
Eggs, small.....	01	710705	-20.5	42.9	6.9	6.5	2.0	0.0
Breaker stock and checks and undergrades.....	01	7108	-43.9	35.8	0.0	-2.6	51.1	-8.2
Breaker stock.....	01	710801	-43.7	35.4	0.0	-2.9	51.3	-8.3
Checks and undergrades.....	01	710802	-45.4	38.4	0.0	-0.4	49.3	-7.6
Hay, hayseeds, and oilseeds.....	01	8	-22.9	8.3	-5.9	-4.5	-5.0	0.9
Hay and hayseeds.....	01	81	-35.8	7.1	-17.5	-2.0	-3.4	2.2
Hay and hayseeds.....	01	8101	-35.8	7.1	-17.5	-2.0	-3.4	2.2
Alfalfa hay.....	01	810101	-34.8	-4.6	-9.6	-15.1	16.9	4.5
All other hay.....	01	810102	-37.0	20.2	-24.6	12.0	-19.8	-0.4
Oilseeds.....	01	83	-20.6	8.5	-4.1	-4.8	-5.2	0.7
Oilseeds.....	01	8301	-20.6	8.5	-4.1	-4.8	-5.2	0.7
Peanuts.....	01	830111	1.0	11.2	-14.5	9.6	-25.2	32.0
Cottonseed.....	01	830121	-23.8	-0.6	0.4	27.9	-4.7	-26.9
Soybeans.....	01	830131	-21.5	9.1	-3.9	-6.3	-4.6	0.7
Flaxseed.....	01	830151	-3.7	-4.8	-	-	-7.1	0.0
Sunflower.....	01	830161	-40.6	-9.0	-2.9	-	-	0.0
Canola.....	01	830171	-18.2	2.7	-6.6	-6.0	-4.4	4.7
Miscellaneous oil crops.....	01	830181	1.0	-0.5	-0.5	1.9	0.5	0.0
Processed foods and feeds.....	02	-	0.9	-0.7	0.2	-0.5	0.6	1.3
Cereal and bakery products.....	02	1	-1.2	-0.4	0.0	-0.2	-0.3	-0.2
Bakery products.....	02	11	3.2	0.0	0.0	0.1	0.6	0.1
Bread (white, wheat, rye, etc.), including frozen.....	02	1102	2.8	0.0	0.2	-0.2	0.2	0.2
Bread (white, wheat, rye, etc.), including frozen.....	02	110201	2.8	0.0	0.2	-0.2	0.2	0.2
White pan bread.....	02	11020111	3.0	-0.1	0.2	-0.3	0.4	0.0
White hearth bread (French, Italian, etc.).....	02	11020112	2.6	0.1	0.0	0.1	0.5	0.0
Dark wheat breads (whole wheat, cracked wheat, multigrain, etc.).....	02	11020113	5.4	0.0	0.1	0.1	0.0	0.6
Other variety breads (rye, unleavened, raisin, potato, self-rising, salt-free, canned, etc.).....	02	11020114	0.3	-0.1	0.2	-0.6	0.0	0.5
Rolls (bread-type), muffins, bagels, and croissants.....	02	1105	1.5	0.2	-0.2	0.0	0.3	-0.1
Rolls (bread-type), muffins, bagels, and croissants.....	02	110505	1.5	0.2	-0.2	0.0	0.3	-0.1
Rolls, hamburger and wiener.....	02	11050501	-0.1	0.2	0.0	0.0	0.5	-0.2
All other rolls, bread-type (incl. muffins, bagels, and croissants).....	02	11050502	2.8	0.2	-0.3	0.1	0.2	0.0
Other sweet goods, excluding frozen.....	02	1107	2.7	0.1	0.1	0.0	-0.5	0.6
Other sweet goods, excluding frozen.....	02	110703	2.7	0.1	0.1	0.0	-0.5	0.6
Soft cakes, excluding frozen.....	02	1108	4.6	-0.5	0.2	0.5	-1.1	0.3
Soft cakes, excluding frozen.....	02	110803	4.6	-0.5	0.2	0.5	-1.1	0.3
Pies (fruit, cream, and custard), excluding frozen.....	02	1109	-	0.1	0.2	0.2	-2.3	0.6
Pies (fruit, cream, and custard), excluding frozen.....	02	110903	-	0.1	0.2	0.2	-2.3	0.6
Cookies, crackers, and related products.....	02	1121	5.2	0.0	0.0	0.0	2.8	0.0

See footnotes at end of table.

Table 7. Producer price index percentage changes for commodity and service groupings and individual items, not seasonally adjusted — Continued
 [March 2024]

Title	Commodity code		Unadjusted 12-month percent change ¹	Unadjusted 1-month percent change ¹				
	Group code	Item code		Mar. 2023 to Mar. 2024 ^P	Oct. to Nov.	Nov. to Dec. ^P	Dec. to Jan. ^P	Jan. to Feb. ^P
Cookies, wafers, and ice cream cones and cups (excluding frozen).....	02	112103	8.0	0.0	0.0	0.0	4.3	0.0
Crackers, biscuits, and related products.....	02	112104	0.2	0.0	0.0	0.0	0.0	0.0
Saltines and all other crackers, cracker meal and crumbs, and biscuits.....	02	1121042	0.2	0.0	0.0	0.0	0.0	0.0
Retail bakery products, excluding retail trade.....	02	1130	4.3	0.3	0.2	0.7	0.3	0.0
Retail bakery products, excluding retail trade.....	02	113001	4.3	0.3	0.2	0.7	0.3	0.0
Flour and flour base mixes and doughs.....	02	12	-3.9	-0.2	0.6	-0.3	0.0	-1.2
Wheat flour.....	02	1203	-7.6	-0.3	1.5	-1.0	-0.6	-2.5
Wheat flour.....	02	120301	-7.6	-0.3	1.5	-1.0	-0.6	-2.5
Flour base mixes and doughs.....	02	1204	-1.9	-0.2	0.1	0.1	0.3	-0.5
Flour base mixes and doughs.....	02	120401	-1.9	-0.2	0.1	0.1	0.3	-0.5
Prepared flour mixes, including refrigerated and frozen doughs and batters, made in flour mills.....	02	1204011	-1.9	0.0	0.0	-0.2	0.0	0.0
Flour mixes, excluding cake mixes, made from purchased flour.....	02	1204013	-2.2	-0.2	0.1	0.1	0.3	-0.6
Milled rice and byproducts.....	02	13	-9.6	-1.4	-0.1	-0.8	0.1	-0.9
Head rice.....	02	1301	-7.2	-0.5	1.1	-0.4	-0.1	-2.2
Head rice.....	02	130106	-7.2	-0.5	1.1	-0.4	-0.1	-2.2
Head rice not packaged with other ingredients.....	02	1301066	-9.4	-1.0	1.1	-0.6	-0.5	-2.2
Milled rice (incl second heads, screenings, brewers, bran, sharps, rice flour, and byproducts).....	02	1302	-12.4	-2.6	-1.6	-1.3	0.3	0.9
Milled rice (incl second heads, screenings, brewers, bran, sharps, rice flour, and byproducts).....	02	130201	-12.4	-2.6	-1.6	-1.3	0.3	0.9
Cereal and pasta products.....	02	14	-6.6	-1.4	-0.5	-0.6	-2.7	-0.2
Dry macaroni, spaghetti, and egg noodle products, made from purchased flour.....	02	1402	-11.4	0.0	0.0	-1.8	-0.6	0.0
Dry macaroni, spaghetti, and egg noodle products, made from purchased flour.....	02	140203	-11.4	0.0	0.0	-1.8	-0.6	0.0
Dry macaroni, spaghetti, and egg noodle products, made from purchased flour.....	02	14020303	-11.4	0.0	0.0	-1.8	-0.6	0.0
Cereal and mill products, other than flour.....	02	1409	-5.4	-1.7	-0.6	-0.4	-3.1	-0.3
Manufactured starch, made by wet milling.....	02	140907	-12.9	-3.1	0.6	0.6	-9.6	0.5
Wheat mill products, corn mill products, and other grain mill products except flour.....	02	140908	-18.7	-3.5	-2.3	-1.6	-4.2	-1.3
Wheat mill products, except flour.....	02	1409081	-34.4	-2.2	-3.4	-2.9	-9.5	-4.5
Corn mill products.....	02	1409082	-10.6	-5.1	-2.0	-1.8	-1.5	-0.3
Other grain mill products.....	02	1409083	-12.2	-1.2	-1.5	0.6	-3.5	0.4
Breakfast cereal.....	02	140909	7.5	0.0	0.0	0.0	0.0	0.0
Meats, poultry, and fish.....	02	2	6.1	-2.5	2.3	-1.5	0.9	4.8
Meats.....	02	21	7.6	-0.4	3.3	-3.4	0.7	2.4
Beef and veal products, fresh or frozen.....	02	2101	12.4	1.7	-0.5	-2.9	2.8	2.6
Beef, fresh/frozen variety meats, not canned or made into sausage, made in slaughtering plants.....	02	210126	11.6	-1.4	-1.3	1.4	2.9	2.8
Beef, fresh/frozen whole/half carcass, not canned or made into sausage, misp.....	02	210131	15.9	-4.5	-6.5	5.4	5.7	0.9
Beef, fresh/frozen, primal and subprimal cuts, made in slaughtering plants.....	02	210133	12.2	2.7	0.2	-4.1	2.5	2.8
Lamb/mutton, fresh or frozen, not canned or made into sausage, made in slaughtering plants.....	02	2103	2.9	-1.6	0.2	0.1	1.9	1.2
Lamb/mutton, fresh or frozen, not canned or made into sausage, made in slaughtering plants.....	02	210321	2.9	-1.6	0.2	0.1	1.9	1.2
Pork products, fresh, frozen, or processed, except sausage.....	02	2104	7.8	-2.4	17.4	-5.0	-3.7	1.5
Pork, fresh/frozen, unprocessed, all cuts, except sausage, made in slaughtering plants.....	02	210444	17.1	-1.7	36.1	-7.1	-4.9	-0.6
Pork, processed or cured, not canned or made into sausage.....	02	210447	-2.1	-3.2	-2.3	-1.9	-2.0	4.5
Pork, processed or cured, not canned or made into sausage, made in slaughtering plants.....	02	2104471	8.8	-1.8	2.2	-1.8	-6.1	9.7
Pork, processed or cured, not canned or made into sausage, mfpc.....	02	2104472	-5.6	-3.6	-3.9	-1.9	-0.4	2.7
Pork, sweet-pickled, dry-cured, or dry salt, not canned or made into sausage, mfpc.....	02	21044721	-0.8	0.5	0.1	0.2	-0.8	0.0
Smoked hams and picnics, excluding canned, made from purchased carcasses.....	02	21044722	-12.0	-2.8	1.6	-1.5	-5.4	-4.8
Smoked slab bacon, made from purchased carcasses.....	02	21044723	-15.3	-1.1	-6.2	-3.4	-1.6	3.3
Smoked sliced bacon, made from purchased carcasses.....	02	21044724	0.4	-6.8	-3.8	-3.5	3.4	9.1
Other smoked pork, not canned or made into sausage, made from purchased carcasses.....	02	21044725	-1.3	-0.2	-0.5	0.4	-1.3	1.2
Boiled ham, barbecue pork, and other cooked pork, excluding canned meats and sausage, mfpc.....	02	21044726	-13.4	-1.5	-18.5	0.0	0.0	0.0
Other meats, fresh, frozen, or canned.....	02	2105	0.9	-1.6	-1.9	-2.8	1.0	2.6
Fresh/processed sausage, deli & cooked meats, etc.....	02	210503	-0.3	0.9	-0.2	-2.1	-1.5	2.8

See footnotes at end of table.

Table 7. Producer price index percentage changes for commodity and service groupings and individual items, not seasonally adjusted — Continued
 [March 2024]

Title	Commodity code		Unadjusted 12-month percent change ¹	Unadjusted 1-month percent change ¹				
	Group code	Item code		Mar. 2023 to Mar. 2024 ^P	Oct. to Nov.	Nov. to Dec. ^P	Dec. to Jan. ^P	Jan. to Feb. ^P
Fresh and processed sausage, deli, and cooked meats, made in slaughtering plants.....	02	2105031	-2.6	-2.4	1.1	-2.7	-1.9	1.0
Fresh and processed sausage, deli, and cooked meats, mfpc.....	02	2105032	0.0	1.3	-0.4	-2.1	-1.4	3.1
Fresh sausage (pork sausage, breakfast links, etc.), excluding canned, mfpc.....	02	21050321	-1.1	4.7	1.9	-5.1	0.8	4.7
Dry or semidry sausage (salami, cervelat, pepperoni, summer sausage, pork roll, etc.), mfpc.....	02	21050322	-2.2	-1.6	-3.3	-0.8	-4.3	4.5
Frankfurters, including wieners, excluding canned, made from purchased carcasses.....	02	21050323	1.9	0.0	-0.4	-0.7	-0.7	0.7
Other sausage (smoked or cooked) & jellied goods & similar preparations, excluding canned, mfpc.....	02	21050324	3.9	2.2	0.8	-0.3	-0.8	0.3
Boxed meat (beef, pork, lamb, etc.), made from purchased carcasses...	02	210504	5.4	0.3	-2.5	-2.3	1.3	2.7
Canned meats, excluding dog, cat, and baby food.....	02	210579	0.3	-1.8	0.7	0.8	2.2	-2.3
Frozen ground meat patties and other processed, frozen, or cooked meats, mfpc.....	02	210586	0.4	-4.6	-3.6	-4.1	3.3	3.1
Processed poultry.....	02	22	6.2	-8.0	0.6	1.1	3.1	11.2
Young chickens, including bulk, chilled, frozen, whole, and in parts.....	02	2203	21.8	-5.8	2.9	1.9	3.5	14.9
Young chickens, including bulk, chilled, frozen, whole, and in parts.....	02	220333	21.8	-5.8	2.9	1.9	3.5	14.9
Turkeys, including frozen, whole, and in parts.....	02	2206	-32.3	-1.8	-2.7	4.3	-4.5	0.1
Turkeys, including frozen, whole, and in parts.....	02	220611	-32.3	-1.8	-2.7	4.3	-4.5	0.1
Canned, cooked, smoked or prepared poultry.....	02	2208	0.8	-15.6	-2.5	-1.9	6.9	10.4
Canned, cooked, smoked or prepared poultry.....	02	220811	0.8	-15.6	-2.5	-1.9	6.9	10.4
Chicken hens and other poultry/small game.....	02	2209	-1.5	-0.3	1.0	-0.3	-1.5	0.0
Other poultry/small game (duck, goose, rabbit, etc.).....	02	220911	-4.5	-1.0	3.2	-0.8	-4.7	0.0
Unprocessed and prepared seafood.....	02	23	-3.9	0.1	-0.3	5.7	-3.8	2.2
Unprocessed finfish.....	02	2301	-29.8	1.6	1.1	46.6	-38.4	6.2
Haddock.....	02	230101	-10.4	-43.0	14.8	48.6	-37.0	30.6
Halibut.....	02	230102	-2.7	26.3	-25.2	113.3	-42.9	66.4
Flounder.....	02	230131	2.4	19.9	6.1	50.8	-36.7	43.7
Cod.....	02	230132	2.7	7.6	0.5	14.8	-26.1	4.5
Pollock.....	02	230133	1.6	-2.9	4.1	-15.5	-10.3	-14.2
Tuna.....	02	230136	-	-3.9	-4.9	28.3	-20.7	10.8
Other finfish.....	02	230199	-31.7	1.8	3.3	108.1	-52.3	7.8
Unprocessed shellfish.....	02	2305	6.5	-2.1	1.1	6.7	5.4	6.0
Shrimp.....	02	230501	-18.6	1.4	-10.4	0.2	0.1	0.0
Lobsters.....	02	230503	38.6	-7.7	12.5	20.0	22.0	16.1
Clams.....	02	230504	-2.4	0.0	-1.5	2.2	-2.0	0.0
Oysters.....	02	230505	-14.4	0.0	-2.0	0.0	-12.6	0.0
Sea scallops.....	02	230506	-1.8	-0.7	0.0	1.4	-0.8	-1.1
Mussels.....	02	230507	0.0	0.0	0.0	0.0	0.0	0.0
Prepared fresh and frozen seafood.....	02	2306	-1.8	0.4	-0.8	0.2	0.6	1.3
Prepared fresh fish/seafood, inc. surimi/surimi-based products.....	02	230601	-2.1	1.9	-1.4	0.9	0.7	-0.3
Prepared frozen fish.....	02	230602	-6.9	-0.1	-1.4	-0.3	0.9	1.3
Prepared frozen shellfish.....	02	230603	-10.3	0.9	0.7	0.8	0.2	-0.1
Other prepared fresh and frozen seafood.....	02	230604	23.5	-1.1	0.1	-0.4	0.3	5.1
Dairy products.....	02	3	-0.9	-0.6	-1.4	-1.3	1.0	0.9
Fluid milk products.....	02	31	4.3	0.4	-1.7	-1.7	0.1	1.6
Packaged fluid milk and related products.....	02	3103	2.6	-0.2	0.2	-1.7	-0.9	2.1
Fluid whole milk.....	02	310301	3.1	1.1	0.1	-2.6	-1.2	2.2
Reduced fat and lowfat milk (1/2-2).....	02	310302	1.5	-1.7	1.3	-1.2	-1.1	2.7
Fat free or skim milk.....	02	310303	0.6	-3.8	2.5	1.5	-1.3	1.5
Other fluid milk related products, packaged, incl. cartons, bottles, cans, and dispenser cans.....	02	310304	4.4	1.4	-2.0	-2.0	0.1	1.4
Cottage cheese.....	02	3104	2.7	1.3	0.0	0.0	0.2	0.4
Cottage cheese.....	02	310401	2.7	1.3	0.0	0.0	0.2	0.4
Other milk products.....	02	3105	3.2	-0.3	0.2	-0.2	-0.1	0.3
Other milk products.....	02	310501	3.2	-0.3	0.2	-0.2	-0.1	0.3
Yogurt, excluding frozen.....	02	3105011	3.4	-0.1	0.0	0.1	-0.1	0.0
Other packaged milk products.....	02	3105012	3.0	-0.6	0.6	-0.6	-0.1	0.9
Bulk fluid milk and cream.....	02	3106	10.4	2.9	-8.6	-4.4	2.7	2.6
Bulk fluid milk and cream.....	02	310601	10.4	2.9	-8.6	-4.4	2.7	2.6
Butter.....	02	32	18.7	-17.3	-6.6	0.8	4.7	3.8
Butter.....	02	3201	18.7	-17.3	-6.6	0.8	4.7	3.8
Butter.....	02	320114	18.7	-17.3	-6.6	0.8	4.7	3.8
Natural, processed, and imitation cheese.....	02	33	-6.1	-1.0	-1.5	-2.1	1.3	-0.3

See footnotes at end of table.

Table 7. Producer price index percentage changes for commodity and service groupings and individual items, not seasonally adjusted — Continued
 [March 2024]

Title	Commodity code		Unadjusted 12-month percent change ¹	Unadjusted 1-month percent change ¹				
	Group code	Item code		Mar. 2023 to Mar. 2024 ^P	Oct. to Nov.	Nov. to Dec. ^P	Dec. to Jan. ^P	Jan. to Feb. ^P
Natural cheese, except cottage cheese.....	02	3302	-7.0	-1.4	-1.6	-1.9	1.1	-0.4
Natural cheese, except cottage cheese.....	02	330212	-7.0	-1.4	-1.6	-1.9	1.1	-0.4
Natural cheese, except lowfat, shipped in consumer packages or containers (3 lbs or less).....	02	3302121	-1.6	0.0	0.0	-0.6	0.1	0.0
Natural cheese, except lowfat, shipped in packages or containers (more than 3 lbs) or in bulk.....	02	3302122	-11.8	-2.8	-2.6	-3.1	2.1	-1.4
Lowfat natural cheese, except cottage cheese, shipped in consumer packages (3 lbs. or less).....	02	3302123	0.5	0.0	0.0	0.1	0.1	-0.1
Lowfat natural cheese, except cottage cheese, shipped in packages (more than 3 lbs.) or in bulk.....	02	3302124	-15.6	-3.3	-5.5	-4.6	2.8	0.2
Processed cheese and related products.....	02	3303	-3.9	0.7	-1.5	-4.1	2.2	-0.1
Process cheese and related products.....	02	330312	-3.9	0.7	-1.5	-4.1	2.2	-0.1
Process cheese, shipped in consumer packages or containers (3 lbs. or less).....	02	3303121	-2.1	0.8	-0.9	-2.6	2.3	0.2
All other process cheese and related products.....	02	3303122	-5.4	0.6	-2.0	-5.3	2.1	-0.2
Process cheese shipped in packages or containers (more than 3 lbs.) or in bulk.....	02	33031221	-8.2	-0.9	-1.5	-5.0	-2.5	0.3
Cheese food, spread, and other related products.....	02	33031225	-2.6	2.2	-2.6	-5.5	6.7	-0.8
Cheese substitutes and imitations.....	02	3304	-	3.2	-	-	-	-
Cheese substitutes and imitations.....	02	330401	-	3.2	-	-	-	-
Raw liquid whey.....	02	3307	33.3	4.0	5.5	14.6	6.9	1.6
Raw liquid whey.....	02	330701	33.3	4.0	5.5	14.6	6.9	1.6
Ice cream and frozen desserts.....	02	34	1.4	-0.1	0.2	0.1	0.1	-0.1
Ice cream and frozen desserts.....	02	3402	1.4	-0.1	0.2	0.1	0.1	-0.1
Ice cream and frozen desserts.....	02	340201	1.4	-0.1	0.2	0.1	0.1	-0.1
Ice cream, excl. lowfat and nonfat (incl. custards), shipped in bulk (containers 3 gal or more).....	02	3402011	1.3	-0.1	0.4	-0.4	-0.3	1.0
Ice cream, incl. custards (excl. lowfat and nonfat) shipped in sizes less than 3 gallons.....	02	3402012	2.0	0.1	0.3	0.3	0.0	-0.2
Ice cream, including custards (excluding lowfat and nonfat), novelty forms.....	02	3402013	0.5	-0.4	-0.1	-0.1	0.4	0.2
Ice cream, including custards, lowfat and nonfat.....	02	3402014	0.1	0.0	0.4	0.0	0.1	-0.6
Frozen desserts containing fats other than butterfat (incl. soy, rice, almond, oats, etc.).....	02	3402016	2.4	0.0	-0.1	0.0	0.0	1.4
Other frozen desserts (yogurt, sherbet, water ices, mellorine, frozen pudding, gelato, etc.).....	02	3402019	1.4	-0.1	0.4	-0.2	0.4	-0.2
Dry, condensed, and evaporated milk products.....	02	35	-5.2	5.0	0.5	0.6	1.6	1.7
Dry milk products, including feed grade.....	02	3502	-7.0	7.1	1.0	1.1	2.5	1.2
Dry milk products, including feed grade.....	02	350201	-7.0	7.1	1.0	1.1	2.5	1.2
Liquid milk products.....	02	3503	-0.9	0.0	-0.2	0.5	0.0	3.4
Consumer-type canned milk products.....	02	350301	0.0	0.7	-0.2	-1.0	-0.1	0.4
Bulk liquid milk products, including feed grade.....	02	350303	-2.7	-1.6	-0.1	4.4	0.3	10.7
Ice cream mixes and related products.....	02	3505	-0.4	1.9	-1.3	-2.8	-1.2	1.2
Ice cream mixes and related products.....	02	350502	-0.4	1.9	-1.3	-2.8	-1.2	1.2
Processed fruits and vegetables.....	02	4	6.2	0.2	0.1	0.6	0.2	-0.9
Canned fruits and juices.....	02	41	7.3	0.8	0.1	1.8	0.5	-0.3
Canned fruits, excluding baby foods.....	02	4101	4.1	0.0	-0.7	0.2	1.6	-0.8
Canned fruits, excluding baby foods.....	02	410105	4.1	0.0	-0.7	0.2	1.6	-0.8
Canned and fresh fruit juices, nectars, and concentrates.....	02	4102	9.2	1.2	0.5	2.7	-0.2	-0.1
Canned and fresh fruit juices, nectars, and concentrates.....	02	410239	9.2	1.2	0.5	2.7	-0.2	-0.1
Frozen fruits, juices and ades.....	02	42	18.9	1.8	0.4	0.4	0.2	1.4
Frozen fruits.....	02	4202	-3.4	0.0	1.0	1.0	0.5	3.5
Frozen fruits.....	02	420209	-3.4	0.0	1.0	1.0	0.5	3.5
Canned vegetables and juices.....	02	44	3.0	0.6	-0.1	0.0	0.7	-2.2
Canned vegetables and juices.....	02	4401	3.0	0.6	-0.1	0.0	0.7	-2.2
Canned vegetables.....	02	440102	-1.1	0.0	0.2	0.3	-0.6	-1.2
Canned catsup and other tomato based sauces.....	02	440127	6.4	1.0	-0.3	-0.3	1.9	-3.2
Frozen vegetables.....	02	45	8.2	-0.6	0.1	-0.3	-0.4	0.0
Frozen potato products (French-fried, patties, puffs, etc.).....	02	4502	13.4	-0.8	0.0	0.0	-1.4	0.0
Frozen potato products (French-fried, patties, puffs, etc.).....	02	450202	13.4	-0.8	0.0	0.0	-1.4	0.0
Frozen vegetables, other than potato products.....	02	4505	1.3	-0.4	0.3	-0.7	1.2	0.1
Frozen vegetables, other than potato products.....	02	450509	1.3	-0.4	0.3	-0.7	1.2	0.1
Dried and dehydrated food.....	02	48	2.5	-1.1	0.4	1.4	-0.5	-2.0
Dried and dehydrated food.....	02	4801	2.5	-1.1	0.4	1.4	-0.5	-2.0
Dried and dehydrated food.....	02	480101	2.5	-1.1	0.4	1.4	-0.5	-2.0
Soup mixes (including dried/dehydrated/freeze-dried) and bouillon....	02	48010101	-0.2	0.0	0.0	0.0	0.0	0.0

See footnotes at end of table.

Table 7. Producer price index percentage changes for commodity and service groupings and individual items, not seasonally adjusted — Continued
 [March 2024]

Title	Commodity code		Unadjusted 12-month percent change ¹	Unadjusted 1-month percent change ¹				
	Group code	Item code		Mar. 2023 to Mar. 2024 ^P	Oct. to Nov.	Nov. to Dec. ^P	Dec. to Jan. ^P	Jan. to Feb. ^P
Dried and dehydrated fruits and vegetables, including freeze-dried. . .	02	48010102	3.5	-0.3	0.5	0.8	-0.1	-1.3
Sugar and confectionery.	02	5	8.0	0.0	0.3	0.4	2.7	2.0
Raw cane sugar and sugar cane mill products and byproducts.	02	52	5.3	-0.7	-0.3	-2.3	0.8	1.4
Raw cane sugar and sugarcane mill products and byproducts.	02	5201	5.3	-0.7	-0.3	-2.3	0.8	1.4
Raw cane sugar and sugarcane mill products and byproducts.	02	520106	5.3	-0.7	-0.3	-2.3	0.8	1.4
Refined sugar products and byproducts.	02	53	18.2	2.6	0.1	2.6	8.7	0.8
Refined sugar products and byproducts.	02	5307	18.2	2.6	0.1	2.6	8.7	0.8
Refined granulated cane sugar and byproducts.	02	530701	13.8	0.6	0.4	0.2	7.1	1.6
Beet sugar.	02	530702	22.8	4.6	-0.3	5.1	10.2	0.1
Confectionery materials.	02	54	14.6	-2.4	1.2	-0.5	3.8	7.7
Confectionery materials.	02	5401	14.6	-2.4	1.2	-0.5	3.8	7.7
Corn sweeteners, made by wet milling.	02	540107	-9.0	-5.6	-2.0	-1.0	0.5	-2.7
Chocolate coatings, made from cacao beans.	02	540108	44.8	2.4	7.0	0.2	6.8	15.9
Other chocolate and cocoa products, made from cacao beans.	02	540109	60.5	3.4	6.1	0.3	8.9	22.5
Confectionery end products.	02	55	3.7	0.2	0.2	0.3	1.1	0.7
Candy and nuts.	02	5503	4.0	0.2	0.2	0.3	1.1	0.7
Chocolate and chocolate-type confectionery products.	02	550301	4.4	0.9	0.0	-0.1	2.4	-0.5
Chocolate/chocolate-type confectionery prods, cacao beans.	02	5503011	4.4	0.0	0.0	0.0	4.3	0.0
Chocolate/confectionery products, made from purchased chocolate, not retailed.	02	5503014	4.4	1.1	0.0	-0.2	2.1	-0.6
Nonchocolate-type confectioneries.	02	550302	2.7	0.4	0.1	0.2	0.6	0.0
Nuts and seeds (salted, roasted, cooked or blanched).	02	550304	4.8	-0.7	0.5	1.0	0.0	3.1
Nuts (salted, roasted, cooked, or blanched), sold in bulk.	02	5503041	5.3	-0.8	0.6	1.2	0.0	3.4
Canned nuts (salted, roasted, cooked, or blanched).	02	5503042	0.1	1.1	0.4	-1.6	1.3	-1.1
All other packaged nuts, including all types of seeds (salted, roasted, cooked, or blanched).	02	5503043	0.1	-0.3	-0.8	0.0	0.0	-0.1
Other confectionery-type products.	02	550305	0.2	0.0	0.3	0.0	0.0	0.0
Beverages and beverage materials.	02	6	3.1	-0.2	-0.4	1.4	0.8	0.2
Alcoholic beverages.	02	61	0.9	0.1	0.0	0.4	0.0	0.1
Malt beverages.	02	6101	1.9	0.0	-0.1	1.1	0.0	0.1
Bottled beer and ale.	02	610101	1.0	-0.2	-0.4	0.5	0.0	0.1
Canned beer and ale.	02	610103	0.2	0.0	-0.1	0.4	-0.1	0.3
Beer and ale in barrels and kegs.	02	610105	3.1	-0.1	0.0	1.1	0.1	-0.1
All other malt beverages and brewing products.	02	610108	7.2	0.4	0.0	7.6	0.2	-0.2
Distilled and bottled liquor, excluding brandy.	02	6102	-3.0	0.0	0.0	0.0	0.1	0.0
Distilled liquor, excluding brandy.	02	610202	-6.3	0.0	0.0	0.0	-0.1	0.0
Distilled whiskey, all other distilled liquor, excluding brandy.	02	6102022	-6.3	0.0	0.0	0.0	-0.1	0.0
Bottled liquor, excluding brandy.	02	610204	0.1	0.0	0.0	0.0	0.3	0.0
Bottled whiskey.	02	6102041	0.0	0.0	0.0	0.0	0.0	0.0
Bottled gin, vodka, rum, cordials, cocktails, and similar compounds.	02	6102042	0.2	0.0	0.0	0.0	0.8	0.0
Wines, brandy, and brandy spirits.	02	6104	2.0	0.3	0.3	-0.2	0.0	0.2
Wines, brandy, and brandy spirits.	02	610441	2.0	0.3	0.3	-0.2	0.0	0.2
Wines, white, red & rose grape, and other fruit, 14 percent or less alcohol.	02	6104411	2.0	0.4	0.2	-0.2	0.0	0.3
Wines, white grape, 14 percent or less alcohol content.	02	61044111	2.4	0.0	0.1	-0.1	-0.1	0.3
Wines, red grape, 14 percent or less alcohol content.	02	61044112	1.6	0.8	0.2	-0.3	0.1	0.4
Wines, rose grape & other fruits & berries, 14 percent or less alcohol.	02	61044113	1.8	-0.6	1.2	0.0	0.4	0.7
Wines, dessert, effervescent, and wine coolers.	02	6104412	1.7	0.0	0.8	-0.2	0.1	-5.1
Other wines, brandy, and brandy spirits.	02	6104413	2.1	-0.3	0.9	-0.2	-0.1	1.2
Soft drinks.	02	62	5.0	-0.6	-1.1	3.4	2.1	0.2
Soft drinks, non-carbonated and bottled water.	02	6206	0.8	-0.3	-5.3	4.1	1.3	-0.3
Bottled water, non-carb, processed or pasteurized.	02	620608	2.2	1.3	0.6	1.6	-0.6	-0.3
Soft drinks, non-carbonated.	02	620609	0.8	-1.2	-8.5	5.6	3.2	-0.2
Soft drinks, non-carbonated, iced tea and other types.	02	6206093	8.5	-0.4	0.4	2.5	4.1	0.9
Soft drinks, non-carbonated, fruit drinks, cocktails, ades.	02	6206094	-3.5	-1.5	-13.4	7.5	2.6	-0.9
Soft drinks, carbonated, bottle/can, all types.	02	6210	6.5	-0.8	2.1	3.0	2.1	-0.4
Soft drinks, carbonated, bottle/can, all types.	02	621001	6.5	-0.8	2.1	3.0	2.1	-0.4
Soft drinks, energy and sport.	02	6211	-	-	-	-	3.2	2.1
Soft drinks, energy and sport.	02	621101	-	-	-	-	3.2	2.1
Packaged beverage materials.	02	63	6.2	0.0	0.3	-0.2	-0.3	0.3
Coffee (whole bean, ground, & instant).	02	6301	6.9	0.0	0.3	-0.2	-0.2	0.3
Coffee, concentrated, including coffee substitutes.	02	630103	2.9	0.0	0.0	0.0	0.0	0.0
Roasted coffee.	02	630104	7.0	0.0	0.3	-0.2	-0.2	0.3

See footnotes at end of table.

Table 7. Producer price index percentage changes for commodity and service groupings and individual items, not seasonally adjusted — Continued
 [March 2024]

Title	Commodity code		Unadjusted 12-month percent change ¹	Unadjusted 1-month percent change ¹				
	Group code	Item code		Mar. 2023 to Mar. 2024 ^P	Oct. to Nov.	Nov. to Dec. ^P	Dec. to Jan. ^P	Jan. to Feb. ^P
Tea in consumer packages, exc. canned ice tea.....	02	6303	-0.6	-0.2	0.4	0.0	-1.4	0.0
Tea in consumer packages, exc. canned ice tea.....	02	630313	-0.6	-0.2	0.4	0.0	-1.4	0.0
Other beverage materials.....	02	64	0.7	-0.7	0.0	-1.3	0.1	0.2
Other beverage materials.....	02	6401	0.7	-0.7	0.0	-1.3	0.1	0.2
Malt and malt byproducts.....	02	640101	2.4	0.0	0.0	-0.8	0.2	0.7
Liquid beverage bases, excluding use by soft drink bottlers.....	02	640109	-9.1	-2.3	0.0	-8.0	0.0	0.0
Fats and oils.....	02	7	-14.5	-0.5	-1.6	-3.0	-2.1	-0.5
Shortening, cooking oil, and margarine.....	02	78	-4.6	1.1	-1.8	-1.0	0.4	0.6
Shortening, cooking oil, and margarine.....	02	7801	-4.6	1.1	-1.8	-1.0	0.4	0.6
Margarine, butter blends, and butter substitutes.....	02	780109	-	-1.0	-1.7	2.8	-0.1	-
Shortening and cooking oils.....	02	780115	-4.5	1.7	-1.8	-1.9	0.5	0.8
Other oilseed processing.....	02	7A	-21.1	-0.1	-2.0	-4.0	-4.3	-1.0
Other oilseed processing.....	02	7A01	-21.1	-0.1	-2.0	-4.0	-4.3	-1.0
Cotton linters.....	02	7A0104	-52.1	0.0	-4.6	1.0	1.1	0.0
Cottonseed cake, meal, hulls, and other byproducts.....	02	7A0105	-17.0	1.0	-1.9	-2.2	-1.3	-0.7
Cottonseed cake and meal.....	02	7A01051	-14.8	2.9	0.0	0.0	-1.1	-1.3
Other crude and refined vegetable oils and other vegetable mill products.....	02	7A0106	-4.8	-0.1	0.0	-1.0	-0.6	-0.6
Other crude vegetable oils, including linseed, peanut, sunflower, safflower, etc.....	02	7A01061	-1.1	-0.1	-0.2	-0.6	-0.7	-0.3
Other vegetable oil mill products, including all oil seed cake and meal.....	02	7A01063	-7.3	0.0	0.5	-1.2	-0.4	-0.8
Corn oil, crude and refined.....	02	7B	-24.4	-7.3	-0.1	-7.0	-3.7	-3.3
Corn oil, made by wet milling.....	02	7B01	-24.4	-7.3	-0.1	-7.0	-3.7	-3.3
Corn oil, made by wet milling.....	02	7B0101	-24.4	-7.3	-0.1	-7.0	-3.7	-3.3
Miscellaneous processed foods.....	02	8	1.0	0.1	0.0	0.4	1.6	0.5
Canned jams, jellies, and preserves.....	02	81	0.1	0.0	0.0	0.0	-0.1	0.0
Canned jams, jellies, and preserves.....	02	8101	0.1	0.0	0.0	0.0	-0.1	0.0
Canned jams, jellies, and preserves.....	02	810102	0.1	0.0	0.0	0.0	-0.1	0.0
Pickles and other pickled products, including horseradish.....	02	82	-1.4	0.0	0.0	0.0	0.2	0.0
Pickles and other pickled products.....	02	8201	-1.4	0.0	0.0	0.0	0.2	0.0
Pickles and other pickled products, including horseradish.....	02	820106	-1.4	0.0	0.0	0.0	0.2	0.0
Specialty canning.....	02	84	0.7	-0.2	0.2	0.4	0.2	0.0
Specialty canning.....	02	8401	0.7	-0.2	0.2	0.4	0.2	0.0
Canned dry beans.....	02	840102	0.0	0.1	-0.1	0.0	0.1	-0.1
Canned soups and stews, excluding frozen and seafood.....	02	840104	0.5	-0.3	0.0	0.6	0.2	0.0
Canned baby foods and other canned specialties/nationality foods.....	02	840105	1.4	0.0	0.7	0.0	0.3	0.0
Frozen specialty food.....	02	85	1.7	0.2	-0.2	0.7	0.2	-0.1
Frozen specialty food.....	02	8501	1.7	0.2	-0.2	0.7	0.2	-0.1
Frozen cakes, pies, and other pastries.....	02	850109	1.8	0.0	-1.3	3.3	-0.4	-0.4
Frozen dinners (beef, pork, and poultry pies) and nationality foods, incl. frozen pizza.....	02	850111	1.5	-0.1	0.1	-0.1	-0.2	0.3
Other frozen specialties, incl. all whipped topping, waffles, soups, etc., excluding seafood.....	02	850113	2.6	2.0	0.5	-0.4	2.6	-1.4
Prepared sauces, except tomato.....	02	86	11.1	1.2	0.1	0.4	0.3	0.0
Prepared sauces, excluding tomato-based sauces and sauces comprised of 20 percent or more meat.....	02	8601	11.1	1.2	0.1	0.4	0.3	0.0
Prepared sauces, excluding tomato-based sauces and sauces comprised of 20 percent or more meat.....	02	860103	11.1	1.2	0.1	0.4	0.3	0.0
Other miscellaneous processed foods.....	02	89	5.1	0.1	0.0	0.4	1.2	1.3
Other miscellaneous processed foods.....	02	8901	5.1	0.1	0.0	0.4	1.2	1.3
Mayonnaise, salad dressings, and sandwich spreads.....	02	890102	-1.8	0.2	-0.4	-0.1	-0.3	0.0
Dry mix food preparations.....	02	890148	0.7	0.0	0.0	0.2	0.0	-0.2
Perishable non-frozen prepared food, including tortillas.....	02	890149	2.6	0.4	0.0	0.3	0.3	0.3
Perishable prepared foods.....	02	8901492	1.4	0.2	0.1	-0.2	0.4	0.4
Flavoring extracts, emulsions, liquid flavors, and food colorings.....	02	890151	2.1	0.0	0.0	1.5	0.0	0.0
Other flavoring agents, except chocolate syrup.....	02	890154	-1.8	0.0	-0.4	2.9	3.7	-5.8
Soft drink flavoring syrup, sold in bulk.....	02	89015411	5.7	0.0	0.0	5.6	0.0	0.0
Other flavoring agents (except chocolate syrups).....	02	89015412	1.7	0.0	0.0	1.7	0.0	0.0
Table salt (evaporated), pepper (white and black), and other spices.....	02	890156	3.4	0.1	0.1	0.3	2.2	0.5
Pepper and other spices in commercial sizes (1 lb or more).....	02	8901566	3.5	0.5	0.0	1.1	0.0	1.8
Peanut butter.....	02	890158	1.2	-3.1	3.8	-1.3	-1.0	0.1
Ice.....	02	890161	-2.2	0.0	0.6	-1.4	0.1	0.0

See footnotes at end of table.

Table 7. Producer price index percentage changes for commodity and service groupings and individual items, not seasonally adjusted — Continued
 [March 2024]

Title	Commodity code		Unadjusted 12-month percent change ¹	Unadjusted 1-month percent change ¹				
	Group code	Item code		Mar. 2023 to Mar. 2024 ^P	Oct. to Nov.	Nov. to Dec. ^P	Dec. to Jan. ^P	Jan. to Feb. ^P
Dairy product alternatives, including plant-based.....	02	890162	1.5	0.0	-0.1	-0.1	0.0	-1.2
Dry, condensed, and evaporated dairy product alternatives, including plant-based.....	02	8901621	5.5	0.0	0.0	0.0	0.0	-0.7
Liquid dairy product alternatives, including plant-based.....	02	8901622	-1.9	0.1	-0.1	-0.2	-0.1	-1.7
Perishable beverage dairy milk alternatives, including plant-based....	02	89016221	—	0.0	-0.2	0.0	-0.1	-2.1
All other liquid dairy product alternatives, including plant-based.....	02	89016222	—	0.4	0.0	-1.0	-0.1	0.0
Chips (potato, corn, etc.).....	02	890172	15.1	0.0	0.0	0.0	1.7	6.4
Potato chips and sticks, plain and flavored.....	02	8901721	15.3	0.0	0.0	0.0	1.2	2.5
Corn chips and related products.....	02	8901722	17.2	0.0	0.0	0.0	1.7	14.6
Other chips, sticks (hard pretzels, bacon rinds, popcorn (except candied), etc.).....	02	8901723	12.2	0.0	0.0	0.2	2.4	2.0
Vinegar and cider.....	02	890174	4.1	0.0	0.0	0.0	0.0	0.0
Other food preparations.....	02	890175	-0.7	-0.1	0.7	-0.2	1.5	-1.6
Prepared animal feeds.....	02	9	-10.6	0.1	-0.9	-1.6	-1.6	-0.9
Soybean cake, meal, and other byproducts.....	02	92	-11.8	3.7	-0.2	-4.4	-2.2	-1.1
Soybean cake, meal, and byproducts.....	02	9201	-11.8	3.7	-0.2	-4.4	-2.2	-1.1
Soybean cake, meal, and byproducts.....	02	920112	-11.8	3.7	-0.2	-4.4	-2.2	-1.1
Soybean cake and meal.....	02	9201121	-10.4	4.4	-0.1	-3.8	-1.8	-1.3
Other soybean products, including isolates and concentrates.....	02	9201122	-22.7	-1.3	-0.7	-9.7	-5.2	0.6
Formula feeds.....	02	93	-15.1	0.4	-0.4	-0.5	-2.7	-1.9
Formula feeds.....	02	9301	-15.1	0.4	-0.4	-0.5	-2.7	-1.9
Chicken and turkey feed, supplements, concentrates, and premixes....	02	930102	-22.2	0.6	-1.7	-2.4	-3.9	-2.5
Dairy cattle feed, supplements, concentrates, and premixes.....	02	930110	-16.8	1.2	1.3	2.1	-4.5	-3.0
Swine feed, supplements, concentrates, and premixes.....	02	930115	-6.7	-0.6	-0.3	0.4	-1.4	-0.1
Beef cattle feed, supplements, concentrates, and premixes.....	02	930117	-11.5	-0.2	-0.1	-0.6	-0.6	-2.3
Poultry, exc. chicken and turkey, and livestock, exc. cattle and swine, feed.....	02	930118	-1.7	0.4	0.2	0.0	-0.5	-0.6
Miscellaneous feedstuffs.....	02	94	-7.5	-1.0	-1.4	-1.5	-0.8	-0.2
Pet food.....	02	9402	0.2	0.0	0.0	-0.2	0.5	0.0
Dog and cat food.....	02	940202	0.7	0.0	0.0	0.0	0.6	0.0
Dog food.....	02	9402021	0.7	0.0	0.0	0.0	0.6	0.0
Canned dog food.....	02	94020211	2.0	0.0	0.0	0.0	2.0	0.0
Dry and semi moist dog food.....	02	94020214	0.4	0.0	0.0	0.0	0.3	0.0
Cat food.....	02	9402022	0.7	0.0	0.0	0.0	0.5	0.0
Canned cat food.....	02	94020224	0.5	0.0	0.0	0.0	0.5	0.0
Dry and semi moist cat food.....	02	94020225	0.7	0.0	0.0	0.0	0.6	0.0
Pet (excluding dog and cat), laboratory, and fur animal feed.....	02	940203	-7.1	-0.5	0.3	-3.0	-1.3	-0.6
Miscellaneous feedstuffs other than pet food.....	02	9403	-15.7	-2.0	-3.1	-3.1	-2.4	-0.5
Meat meal and meat and bone meal.....	02	940301	-28.7	-4.8	-7.3	-15.3	-12.2	6.2
Wet process corn byproducts.....	02	940317	-25.8	3.8	0.2	0.6	-3.3	-3.5
Other animal feeds, including fertilizer byproducts and feather.....	02	940325	-13.6	-1.7	-0.3	-2.0	-2.1	-2.3
Animal and marine feed and fertilizer byproducts, except meat and bone meal.....	02	9403252	-13.3	-2.9	-0.8	-3.6	-3.2	-3.2
Other prepared animal feeds, including feeding materials and adjuncts.....	02	9403253	-13.8	-0.7	0.1	-0.8	-1.2	-1.6
Miscellaneous byproducts of slaughtering plants.....	02	940333	-10.1	-5.1	-4.4	-3.3	-0.6	1.2
Distillers' dried grains (dark and light) and dried solubles.....	02	940334	-17.0	8.6	-3.5	1.1	-2.6	-4.3
Textile products and apparel.....	03	—	1.0	-0.2	-0.1	0.1	-0.1	1.2
Synthetic fibers.....	03	1	3.8	-0.6	-1.2	-1.6	0.4	5.5
Unprocessed filament yarns.....	03	15	3.8	-0.6	-1.2	-1.6	0.4	5.5
Noncellulosic and cellulosic organic fibers.....	03	1504	3.8	-0.6	-1.2	-1.6	0.4	5.5
Noncellulosic fibers.....	03	150401	5.1	-1.2	-1.1	-1.8	0.3	6.6
Noncellulosic organic fibers.....	03	1504014	7.2	-1.6	-1.4	-2.2	0.7	8.8
Polyester manufactured fibers.....	03	15040147	-3.3	-0.1	-2.4	1.3	0.2	-1.0
Other noncellulosic organic fibers, incl. polyamide, polyolefin, and producer-textured.....	03	15040149	12.5	-2.3	-0.9	-3.9	1.0	13.6
Processed yarns and threads.....	03	2	-1.9	-1.1	0.2	0.4	-0.3	0.9
Yarns.....	03	26	-1.9	-1.2	0.2	0.4	-0.3	0.9
Spun cotton yarns.....	03	2601	2.9	0.0	0.0	0.0	0.0	2.7
Spun cotton yarns.....	03	260115	2.9	0.0	0.0	0.0	0.0	2.7
Spun synthetic yarns.....	03	2603	-0.4	0.0	0.0	0.0	0.0	0.0
Spun synthetic yarns.....	03	260304	-0.4	0.0	0.0	0.0	0.0	0.0
Textured and twisted yarns.....	03	2604	-5.4	-2.4	0.4	0.8	-0.4	0.0
Textured and twisted yarns.....	03	260405	-5.4	-2.4	0.4	0.8	-0.4	0.0

See footnotes at end of table.

Table 7. Producer price index percentage changes for commodity and service groupings and individual items, not seasonally adjusted — Continued
 [March 2024]

Title	Commodity code		Unadjusted 12-month percent change ¹ Mar. 2023 to Mar. 2024 ^P	Unadjusted 1-month percent change ¹				
	Group code	Item code		Oct. to Nov.	Nov. to Dec. ^P	Dec. to Jan. ^P	Jan. to Feb. ^P	Feb. to Mar. ^P
Other spun noncellulosic and natural fiber (excluding cotton and wool) yarns.....	03	2607	-1.9	0.0	0.0	0.0	-1.4	0.0
Other spun noncellulosic and natural fiber (excluding cotton and wool) yarns.....	03	260701	-1.9	0.0	0.0	0.0	-1.4	0.0
Greige fabrics.....	03	3	-0.6	0.0	0.1	0.1	-0.7	0.0
Greige broadwoven fabrics.....	03	37	1.8	-0.1	0.2	0.0	0.0	0.0
Greige manmade, silk, and other natural fiber (exc cotton/wool) broadwoven fabrics.....	03	3703	-0.1	-0.3	0.4	-0.1	0.0	0.0
Greige manmade, silk, and other natural fiber (exc cotton/wool) broadwoven fabrics.....	03	370304	-0.1	-0.3	0.4	-0.1	0.0	0.0
Greige knit fabrics.....	03	38	-1.7	-0.5	0.0	0.0	0.0	-0.3
Weft (circular) knit fabrics, greige goods (excluding hosiery).....	03	3803	-2.3	-0.3	0.0	0.0	0.0	0.0
Weft (circular) knit fabrics, greige goods (excluding hosiery).....	03	380301	-2.3	-0.3	0.0	0.0	0.0	0.0
Warp knit fabrics, greige goods (excluding hosiery).....	03	3804	-1.2	-0.7	0.0	0.0	0.0	-0.5
Warp knit fabrics, greige goods (excluding hosiery).....	03	380401	-1.2	-0.7	0.0	0.0	0.0	-0.5
Tire cord and tire fabric.....	03	39	-7.2	0.8	0.0	0.4	-3.4	0.0
Tire cord and tire fabrics.....	03	3901	-7.2	0.8	0.0	0.4	-3.4	0.0
Tire cord and tire fabrics.....	03	390101	-7.2	0.8	0.0	0.4	-3.4	0.0
Finished fabrics.....	03	4	-0.6	-0.1	0.2	0.1	-0.1	0.6
Finished broadwoven fabrics.....	03	42	-6.3	-0.5	0.7	0.0	-0.8	1.6
Finished cotton broadwoven fabrics.....	03	4201	-12.6	0.0	0.1	0.4	-3.7	2.3
Finished cotton broadwoven fabrics.....	03	420104	-12.6	0.0	0.1	0.4	-3.7	2.3
Finished manmade, silk, and other natural fiber (exc. cotton and wool) broadwoven fabrics.....	03	4203	-3.0	-0.8	1.0	-0.3	0.7	1.4
Finished manmade, silk, and other natural fiber (exc. cotton and wool) broadwoven fabrics.....	03	420306	-3.0	-0.8	1.0	-0.3	0.7	1.4
Finished manmade, silk, & natural fiber (exc cotton/wool) broadwoven, finished in weaving mills.....	03	4203061	1.1	0.0	0.0	0.4	0.1	0.0
Finished manmade fiber, silk and other natural fiber broadwoven fabrics, finishing mill.....	03	4203062	-5.3	-1.3	1.6	-0.6	1.1	2.2
Woven and braided narrow fabrics.....	03	44	2.9	0.4	1.6	0.8	0.0	0.1
Woven and braided narrow fabrics.....	03	4402	2.9	0.4	1.6	0.8	0.0	0.1
Woven narrow fabrics (12 inches or less in width).....	03	440204	3.2	0.5	1.9	0.9	0.0	0.0
Braided narrow fabrics (12 inches or less in width).....	03	440205	1.3	-0.4	-0.3	0.0	0.0	1.0
Nonwoven fabrics and felts.....	03	45	-2.0	-0.1	-0.1	0.0	0.0	0.1
Nonwoven fabrics and felts.....	03	4503	-2.0	-0.1	-0.1	0.0	0.0	0.1
Nonwoven fabrics.....	03	450321	-1.6	-0.1	-0.1	0.0	0.0	0.1
Pressed, punched, or needled felts, excluding hats.....	03	450333	-7.9	-0.4	-0.1	0.0	0.3	0.1
Coated fabrics, not rubberized.....	03	46	1.0	0.2	0.1	0.0	-0.2	0.1
Coated fabrics, not rubberized.....	03	4601	1.0	0.2	0.1	0.0	-0.2	0.1
Vinyl coated fabrics, including expanded vinyl coated.....	03	460102	0.4	1.0	-0.1	0.1	-0.3	0.0
Coated or laminated fabrics and coated yarns, incl. impregnated fabrics.....	03	460103	1.2	-0.1	0.2	0.0	-0.2	0.2
Screen printed textile materials, embroideries, and lace goods.....	03	47	2.1	-0.1	0.1	0.2	0.0	0.9
Screen printed textile and apparel materials and embroideries.....	03	4701	2.1	-0.1	0.1	0.2	0.0	0.9
Embroideries (excluding Schiffli machine products) and embroidery contractors.....	03	470103	3.8	0.0	0.0	1.7	0.1	0.4
Screen printing on garments, apparel accessories, and other fabric articles, excluding labels.....	03	470108	1.6	-0.1	0.1	-0.2	0.0	1.0
Knit fabrics, finished in knitting mills.....	03	48	0.9	-0.2	0.2	0.1	0.1	0.1
Weft (circular) knit fabrics, knit and finished in the same establishment (excluding hosiery).....	03	4801	0.2	-0.6	0.3	0.0	0.2	0.0
Weft (circular) knit fabrics, knit and finished in the same establishment (excluding hosiery).....	03	480101	0.2	-0.6	0.3	0.0	0.2	0.0
Warp knit goods, knit and finished in the same establishment.....	03	4802	1.7	0.4	0.0	0.3	0.1	0.3
Warp knit goods, knit and finished in the same establishment.....	03	480201	1.7	0.4	0.0	0.3	0.1	0.3
Warp knit fabrics, knit and finished in same establishment.....	03	4802011	1.7	0.4	0.0	0.3	0.1	0.3
Apparel & other fabricated textile prods.....	03	8	2.7	0.0	-0.1	0.8	0.2	0.0
Apparel.....	03	81	2.2	0.0	0.0	1.3	0.1	0.0
Miscellaneous apparel and accessories.....	03	8104	3.3	0.0	0.0	1.2	0.2	0.0
Men's and boys' fabric, straw, and felt hats, made from purchased materials.....	03	810414	7.4	0.0	0.0	1.0	0.0	0.0
Hat bodies and fabric caps, made from purchased materials.....	03	810416	7.1	0.0	0.0	5.5	0.0	0.0
Gloves and mittens, made from purchased materials.....	03	810424	1.9	0.0	0.0	0.0	0.0	0.0
Leather and sheep-lined apparel, made from purchased materials.....	03	810428	2.6	0.0	0.0	0.0	0.9	0.0

See footnotes at end of table.

Table 7. Producer price index percentage changes for commodity and service groupings and individual items, not seasonally adjusted — Continued
 [March 2024]

Title	Commodity code		Unadjusted 12-month percent change ¹	Unadjusted 1-month percent change ¹				
	Group code	Item code		Mar. 2023 to Mar. 2024 ^P	Oct. to Nov.	Nov. to Dec. ^P	Dec. to Jan. ^P	Jan. to Feb. ^P
Apparel and accessories, n.e.c.....	03	810441	2.1	0.0	0.0	1.2	0.3	0.0
All other cut and sew apparel, made from purchased materials.....	03	81044118	2.2	0.0	0.0	1.7	0.4	0.0
Fabricated apparel accessories.....	03	8104412	1.9	0.0	0.0	0.0	0.0	0.0
All other apparel accessories, made from purchased materials.....	03	81044125	2.4	0.0	0.0	0.0	0.0	0.0
Women's, girls', and infants' cut and sew apparel.....	03	8106	1.7	0.0	0.0	2.2	0.0	0.1
Women's and girls' blouses and shirts, made from purchased fabrics....	03	810603	-1.3	0.0	0.0	2.1	0.0	0.0
Women's and girls' dresses, made from purchased fabrics.....	03	810611	4.9	0.0	0.0	4.7	0.0	0.0
Women's and girls' lingerie and nightwear, made from purchased fabrics.....	03	810647	0.8	0.0	0.0	0.0	0.0	0.0
Women's and girls' other outerwear, made from purchased fabrics.....	03	810661	1.0	0.0	0.1	0.0	0.0	0.2
Men's and boys' cut and sew apparel.....	03	8107	2.7	0.0	0.0	1.0	0.3	0.0
Men's and boys' work clothing, made from purchased fabrics.....	03	810713	2.0	0.0	0.0	0.0	0.2	0.0
Men's and boys' shirts, except work shirts, made from purchased fabrics.....	03	810723	3.0	0.0	0.0	2.1	0.2	0.0
Men's and boys' suits, coats, and overcoats, made from purchased fabrics.....	03	810735	5.9	0.0	0.0	0.0	0.3	0.0
Men's and boys' other outerwear, made from purchased fabrics.....	03	810744	0.2	0.0	0.0	5.9	0.7	0.0
Men's and boys' nightwear, robes, and underwear, made from purchased fabrics.....	03	810761	0.7	0.0	0.0	0.0	0.0	0.4
Apparel made in knitting mills.....	03	8108	0.6	-0.1	0.0	0.0	0.0	0.0
Knit outerwear, underwear, and nightwear, made in knitting mills.....	03	810808	-	0.0	0.0	0.0	-	-
Hosiery and socks.....	03	810831	0.8	-0.1	0.1	0.0	0.0	0.0
Textile house furnishings.....	03	82	0.5	0.0	0.0	0.0	1.0	-0.2
Textile house furnishings.....	03	8203	0.5	0.0	0.0	0.0	1.0	-0.2
Curtains and draperies, made from purchased materials.....	03	820304	1.8	0.0	0.0	0.0	1.0	0.0
Other textiles, including towels and bed textiles.....	03	820312	0.0	0.0	0.0	0.0	0.9	-0.3
Fabricated textile products, made in weaving mills.....	03	8203121	-0.7	0.6	-0.2	0.5	6.8	-2.8
Other household textile products.....	03	8203122	0.1	-0.1	0.0	0.0	0.4	0.0
Bedspreads, made from purchased materials.....	03	82031221	0.0	0.0	0.0	0.0	0.0	0.0
Sheets and pillowcases, made from purchased materials.....	03	82031223	0.0	0.0	0.0	0.0	0.0	0.0
Other household furnishings, made from purchased materials.....	03	82031226	0.1	-0.1	0.0	0.0	0.4	0.0
Industrial and other fabricated products.....	03	83	3.9	0.0	-0.2	0.7	0.0	0.1
Industrial and other fabricated products.....	03	8303	3.9	0.0	-0.2	0.7	0.0	0.1
Rope, cordage, and twine.....	03	830321	1.6	-0.2	-0.4	1.1	0.0	0.6
Duffle bags.....	03	830333	-	-	-	-	-	0.0
All other textile bags.....	03	830334	2.6	0.0	0.0	2.7	0.0	0.0
Canvas and related products.....	03	830345	3.2	0.0	0.1	0.2	0.0	0.0
All other fabricated textile products, excluding trimming and findings....	03	830351	5.0	0.0	-0.1	0.8	0.0	-0.2
All other miscellaneous fabricated textile products.....	03	8303516	1.9	-0.1	-0.2	1.3	0.0	-0.2
Trimming and findings, excluding automobile and apparel.....	03	830361	5.9	0.8	-6.4	3.2	0.0	8.0
Miscellaneous textile products/services.....	03	9	-1.0	0.3	0.5	-0.1	-1.0	-0.6
Miscellaneous textile products/services.....	03	94	-1.0	0.3	0.5	-0.1	-1.0	-0.6
Miscellaneous textile products/services.....	03	9401	-1.0	0.3	0.5	-0.1	-1.0	-0.6
Textile and fabric finishing, except broadwoven.....	03	940103	-8.9	0.0	0.2	-0.2	-2.6	-1.6
Hides, skins, leather, and related products.....	04	-	-0.1	0.3	-0.1	0.7	-0.8	0.0
Hides and skins, incl. cattle.....	04	1	-13.8	1.7	-1.0	3.1	-7.9	-0.8
Hides and skins, incl. cattle.....	04	19	-13.8	1.7	-1.0	3.1	-7.9	-0.8
Hides, skins, and pelts, made in slaughtering plants.....	04	1901	-13.8	1.7	-1.0	3.1	-7.9	-0.8
Hides, skins, and pelts, made in slaughtering plants.....	04	190108	-13.8	1.7	-1.0	3.1	-7.9	-0.8
Leather.....	04	2	1.6	0.1	0.2	0.6	0.1	0.5
Finished and unfinished leather.....	04	27	1.6	0.1	0.2	0.6	0.1	0.5
Finished and unfinished leather.....	04	2701	1.6	0.1	0.2	0.6	0.1	0.5
Finished and unfinished leather.....	04	270102	1.6	0.1	0.2	0.5	0.1	0.5
Footwear.....	04	3	1.7	0.1	0.0	0.2	0.7	0.0
Men's nonathletic footwear.....	04	31	2.2	0.0	0.0	0.2	1.1	0.0
Men's footwear (size 6 and larger), excluding athletic.....	04	3105	2.2	0.0	0.0	0.2	1.1	0.0
Men's footwear (size 6 and larger), excluding athletic.....	04	310501	2.2	0.0	0.0	0.2	1.1	0.0
Women's nonathletic footwear.....	04	32	1.5	0.6	0.0	0.3	0.0	0.0
Women's footwear (size 4 and larger), excluding athletic.....	04	3205	1.5	0.6	0.0	0.3	0.0	0.0
Women's footwear (size 4 and larger), excluding athletic.....	04	320501	1.5	0.6	0.0	0.3	0.0	0.0
Other footwear including slippers.....	04	39	0.0	0.0	0.0	0.0	0.0	0.0
Other footwear, excluding rubber and plastic soled footwear.....	04	3901	0.0	0.0	0.0	0.0	0.0	0.0

See footnotes at end of table.

Table 7. Producer price index percentage changes for commodity and service groupings and individual items, not seasonally adjusted — Continued
 [March 2024]

Title	Commodity code		Unadjusted 12-month percent change ¹	Unadjusted 1-month percent change ¹				
	Group code	Item code		Mar. 2023 to Mar. 2024 ^P	Oct. to Nov.	Nov. to Dec. ^P	Dec. to Jan. ^P	Jan. to Feb. ^P
Other footwear, excluding rubber and plastic soled footwear.....	04	390104	0.0	0.0	0.0	0.0	0.0	0.0
Other leather and related products.....	04	4	4.9	0.0	0.0	0.1	0.7	0.0
Luggage and small leather goods.....	04	41	8.5	0.0	0.0	0.1	1.4	0.0
Luggage and small leather goods.....	04	4101	8.5	0.0	0.0	0.1	1.4	0.0
Luggage (including suitcases, travel bags, backpacks, and other types).....	04	410112	16.5	0.0	0.0	0.1	2.6	0.0
Women's and children's handbags and purses.....	04	410128	0.4	0.0	0.0	0.0	0.0	0.0
Personal leather goods (excluding women's handbags and purses).....	04	410132	1.7	0.0	0.0	0.0	0.0	0.0
Leather and leather-like goods, n.e.c.....	04	45	0.7	0.0	0.0	0.2	0.0	0.0
Leather and leather-like goods, n.e.c.....	04	4501	0.7	0.0	0.0	0.2	0.0	0.0
All other leather goods.....	04	450101	0.8	0.0	0.0	0.2	0.0	0.0
Boot and shoe cut stock and findings.....	04	4501011	2.0	0.0	0.0	0.0	0.0	0.0
All other miscellaneous leather goods.....	04	4501014	0.6	0.0	0.0	0.2	0.0	0.0
Leather belts, made from purchased materials.....	04	450111	0.0	0.0	0.0	0.0	0.0	0.0
Fuels and related products and power.....	05	—	-2.9	-4.1	-5.6	1.6	4.7	-0.7
Coal.....	05	1	0.8	2.7	-1.6	0.3	0.7	-1.9
Coal.....	05	13	0.8	2.7	-1.6	0.3	0.7	-1.9
Coal.....	05	1301	0.8	2.7	-1.6	0.3	0.7	-1.9
Unprepared bituminous coal and lignite (utility sold).....	05	130101	2.4	1.0	-0.9	-3.1	1.5	0.4
Unprepared bituminous coal and lignite from surface mine (utility sold).....	05	1301011	-2.9	-2.8	1.5	-5.7	0.0	0.0
Unprepared bituminous coal and lignite from underground mine (utility sold).....	05	1301012	8.9	5.7	-3.7	0.0	3.2	0.9
Prepared bituminous coal and lignite (utility sold).....	05	130102	2.6	3.0	-2.0	1.8	1.1	-2.7
Prepared bituminous coal & lignite, from surface mine (utility sold).....	05	1301021	-4.0	-2.9	-9.7	9.0	3.7	-9.4
Prepared bituminous coal & lignite, from underground mine (utility sold).....	05	1301022	5.8	6.2	1.8	-1.3	-0.1	0.5
Coal exports.....	05	130103	-14.5	0.5	0.6	-4.8	-3.7	-0.6
Coal non-utility sold (including anthracite).....	05	130104	5.7	6.1	-2.5	0.0	1.6	0.1
Gas fuels.....	05	3	-26.7	3.9	-0.1	11.6	-16.2	-21.8
Natural gas.....	05	31	-43.8	10.3	0.2	16.2	-26.2	-37.0
Natural gas.....	05	3101	-43.8	10.3	0.2	16.2	-26.2	-37.0
Natural gas.....	05	310105	-43.8	10.3	0.2	16.2	-26.2	-37.0
Natural gas from the wellhead.....	05	3101051	-44.9	8.2	0.2	18.0	-29.0	-35.8
Natural gas from processing facilities.....	05	3101052	-37.2	23.3	0.3	6.8	-9.4	-42.5
Liquefied petroleum gas.....	05	32	0.6	-5.7	-0.8	3.5	3.6	-0.5
Liquefied petroleum gas.....	05	3201	0.6	-5.7	-0.8	3.5	3.6	-0.5
Isopentane and natural gasoline.....	05	320102	10.1	-8.4	-7.7	2.7	9.2	13.6
Propane.....	05	320104	-0.3	-8.7	12.6	11.8	22.7	-12.7
Butane.....	05	320105	-4.2	11.0	10.6	-0.9	1.9	-5.4
Plant condensate, ethane, gas mixtures, and other natural gas liquids.....	05	320108	-0.8	-6.9	-4.0	2.5	-2.9	1.1
Electric power.....	05	4	2.6	-1.5	0.0	1.3	0.6	-0.3
Residential electric power.....	05	41	3.9	-0.6	0.0	1.9	-0.2	0.6
Residential electric power.....	05	4121	3.9	-0.6	0.0	1.9	-0.2	0.6
Residential electric power.....	05	412101	3.9	-0.6	0.0	1.9	-0.2	0.6
Residential electric power, New England.....	05	4121011	-0.8	0.0	0.0	9.2	0.1	0.0
Residential electric power, Middle Atlantic.....	05	4121012	6.2	1.0	-0.4	5.2	0.3	0.1
Residential electric power, East North Central.....	05	4121013	6.8	0.6	0.6	4.5	0.3	-0.1
Residential electric power, West North Central.....	05	4121014	-2.4	-0.1	-2.3	-1.5	1.0	-0.2
Residential electric power, South Atlantic.....	05	4121015	4.3	-0.1	0.2	-0.1	0.3	-0.4
Residential electric power, East South Central.....	05	4121016	3.7	-0.6	0.0	2.0	-1.5	3.7
Residential electric power, West South Central.....	05	4121017	-3.0	-4.5	0.2	-2.7	-2.4	0.9
Residential electric power, Mountain.....	05	4121018	5.1	-2.4	0.2	-0.3	0.0	3.0
Residential electric power, Pacific.....	05	4121019	8.7	0.0	0.0	3.1	0.0	1.0
Commercial electric power.....	05	42	1.2	-2.6	0.0	0.9	0.4	-0.3
Commercial electric power.....	05	4221	1.2	-2.6	0.0	0.9	0.4	-0.3
Commercial electric power.....	05	422101	1.2	-2.6	0.0	0.9	0.4	-0.3
Commercial electric power, New England.....	05	4221011	-8.9	0.0	0.0	5.0	0.1	0.0
Commercial electric power, Middle Atlantic.....	05	4221012	-12.5	2.1	1.2	-7.3	0.7	-3.5
Commercial electric power, East North Central.....	05	4221013	8.5	-0.4	0.7	3.4	0.9	-0.5
Commercial electric power, West North Central.....	05	4221014	-0.6	-0.6	-3.4	-0.1	2.2	-0.2
Commercial electric power, South Atlantic.....	05	4221015	0.9	-0.8	0.4	-0.3	-0.1	0.3

See footnotes at end of table.

Table 7. Producer price index percentage changes for commodity and service groupings and individual items, not seasonally adjusted — Continued
 [March 2024]

Title	Commodity code		Unadjusted 12-month percent change ¹	Unadjusted 1-month percent change ¹				
	Group code	Item code		Mar. 2023 to Mar. 2024 ^P	Oct. to Nov.	Nov. to Dec. ^P	Dec. to Jan. ^P	Jan. to Feb. ^P
Commercial electric power, East South Central.....	05	4221016	-0.7	-0.1	-1.2	1.5	0.0	0.9
Commercial electric power, West South Central.....	05	4221017	-4.3	-5.0	-1.3	-3.0	0.7	-1.0
Commercial electric power, Mountain.....	05	4221018	8.1	-1.4	0.6	-0.9	0.0	2.6
Commercial electric power, Pacific.....	05	4221019	13.3	-9.4	0.0	8.0	0.0	0.4
Industrial electric power.....	05	43	2.4	-1.6	0.2	0.6	3.1	-2.9
Industrial electric power.....	05	4321	2.4	-1.6	0.2	0.6	3.1	-2.9
Industrial electric power.....	05	432101	2.4	-1.6	0.2	0.6	3.1	-2.9
Industrial electric power, New England.....	05	4321011	-17.5	6.9	12.6	4.5	4.9	-8.6
Industrial electric power, Middle Atlantic.....	05	4321012	-2.9	-1.3	1.3	0.2	2.9	-2.3
Industrial electric power, East North Central.....	05	4321013	29.0	2.9	2.2	4.1	4.3	-0.9
Industrial electric power, West North Central.....	05	4321014	-3.2	-4.8	-1.3	2.1	-0.3	-0.2
Industrial electric power, South Atlantic.....	05	4321015	4.4	-0.1	0.4	0.6	0.2	0.7
Industrial electric power, East South Central.....	05	4321016	-3.4	-0.9	-1.5	0.0	1.4	0.1
Industrial electric power, West South Central.....	05	4321017	-12.4	-4.2	-0.3	-0.8	-2.9	-5.6
Industrial electric power, Mountain.....	05	4321018	-3.5	9.8	-6.4	-6.7	26.4	-17.1
Industrial electric power, Pacific.....	05	4321019	3.4	-11.2	0.4	0.3	-0.1	1.0
Transportation electric power.....	05	46	2.4	-0.6	0.1	-1.0	-0.1	1.0
Transportation electric power.....	05	4621	2.4	-0.6	0.1	-1.0	-0.1	1.0
Transportation electric power.....	05	462111	2.4	-0.6	0.1	-1.0	-0.1	1.0
Utility natural gas.....	05	5	-6.7	3.7	0.7	0.8	0.3	-3.4
Residential natural gas.....	05	51	-4.2	3.4	0.0	1.1	0.3	-2.2
Residential natural gas.....	05	5121	-4.2	3.4	0.0	1.1	0.3	-2.2
Residential natural gas.....	05	512101	-4.2	3.4	0.0	1.1	0.3	-2.2
Residential natural gas, New England.....	05	5121011	-0.4	33.5	-0.1	-0.2	0.1	0.1
Residential natural gas, Middle Atlantic.....	05	5121012	2.2	0.6	2.5	3.3	-0.3	-0.2
Residential natural gas, East North Central.....	05	5121013	-15.0	3.5	-2.4	0.7	-0.2	-3.4
Residential natural gas, West North Central.....	05	5121014	-11.4	1.3	1.1	-0.2	2.3	-6.2
Residential natural gas, South Atlantic.....	05	5121015	3.4	0.6	0.7	-1.5	-0.5	-1.1
Residential natural gas, East South Central.....	05	5121016	-8.0	9.0	-2.4	-1.1	0.6	-2.6
Residential natural gas, West South Central.....	05	5121017	6.2	4.7	0.7	4.3	0.8	-1.2
Residential natural gas, Mountain.....	05	5121018	-8.0	-0.9	0.1	-2.3	0.0	-0.6
Residential natural gas, Pacific.....	05	5121019	-4.0	2.0	-1.8	1.7	1.5	-5.1
Commercial natural gas.....	05	52	-7.1	7.8	0.8	0.0	0.2	-3.7
Commercial natural gas.....	05	5221	-7.1	7.8	0.8	0.0	0.2	-3.7
Commercial natural gas.....	05	522101	-7.1	7.8	0.8	0.0	0.2	-3.7
Commercial natural gas, New England.....	05	5221011	0.8	56.5	-0.1	0.3	0.2	0.2
Commercial natural gas, Middle Atlantic.....	05	5221012	-0.5	2.1	1.2	4.9	-1.2	-0.9
Commercial natural gas, East North Central.....	05	5221013	-17.1	5.1	1.3	-1.8	0.9	-5.2
Commercial natural gas, West North Central.....	05	5221014	-12.6	2.5	2.7	-0.6	3.0	-9.9
Commercial natural gas, South Atlantic.....	05	5221015	-0.5	-0.3	0.6	-3.8	0.7	0.0
Commercial natural gas, East South Central.....	05	5221016	-19.8	6.2	-0.9	-4.8	-1.6	-5.7
Commercial natural gas, West South Central.....	05	5221017	0.5	4.5	1.1	1.4	1.5	-2.2
Commercial natural gas, Mountain.....	05	5221018	-10.3	-2.1	0.2	-2.5	-2.5	-0.6
Commercial natural gas, Pacific.....	05	5221019	-6.9	17.9	0.1	1.4	1.0	-9.4
Industrial natural gas.....	05	53	-6.4	4.8	-0.2	-0.4	0.7	-2.6
Industrial natural gas.....	05	5321	-6.4	4.8	-0.2	-0.4	0.7	-2.6
Industrial natural gas.....	05	532101	-6.4	4.8	-0.2	-0.4	0.7	-2.6
Industrial natural gas, New England.....	05	5321011	-0.9	62.6	-0.1	2.5	0.3	0.3
Industrial natural gas, Middle Atlantic.....	05	5321012	-14.6	2.8	1.0	-0.6	-0.1	-1.5
Industrial natural gas, East North Central.....	05	5321013	-19.3	9.7	4.9	-0.1	2.0	-3.5
Industrial natural gas, West North Central.....	05	5321014	-4.9	1.1	1.3	0.8	-1.4	-5.3
Industrial natural gas, South Atlantic.....	05	5321015	-1.4	4.5	1.3	-0.9	0.3	-3.6
Industrial natural gas, East South Central.....	05	5321016	-14.6	9.1	-3.6	-1.4	-1.3	-2.0
Industrial natural gas, West South Central.....	05	5321017	3.2	5.3	-6.7	1.6	1.5	-1.7
Industrial natural gas, Mountain.....	05	5321018	3.4	-2.5	0.0	-0.6	2.7	-3.6
Industrial natural gas, Pacific.....	05	5321019	-8.0	-1.6	6.2	-4.1	0.1	-2.3
Natural gas to electric power.....	05	54	-9.8	2.2	1.8	0.9	0.3	-4.9
Natural gas to electric power.....	05	5421	-9.8	2.2	1.8	0.9	0.3	-4.9
Natural gas to electric power.....	05	542101	-9.8	2.2	1.8	0.9	0.3	-4.9
Crude petroleum (domestic production).....	05	6	6.1	-9.6	-10.6	4.4	5.5	-0.8
Crude petroleum (domestic production).....	05	61	6.1	-9.6	-10.6	4.4	5.5	-0.8
Crude petroleum (domestic production).....	05	6101	6.1	-9.6	-10.6	4.4	5.5	-0.8
Crude petroleum (domestic production).....	05	610102	6.1	-9.6	-10.6	4.4	5.5	-0.8

See footnotes at end of table.

Table 7. Producer price index percentage changes for commodity and service groupings and individual items, not seasonally adjusted — Continued
 [March 2024]

Title	Commodity code		Unadjusted 12-month percent change ¹	Unadjusted 1-month percent change ¹				
	Group code	Item code		Mar. 2023 to Mar. 2024 ^P	Oct. to Nov.	Nov. to Dec. ^P	Dec. to Jan. ^P	Jan. to Feb. ^P
Petroleum products, refined.....	05	7	-3.6	-6.5	-10.2	0.1	12.7	1.7
Gasoline.....	05	71	-1.5	-9.9	-8.8	3.4	12.3	6.3
Unleaded premium gasoline.....	05	7103	0.0	-10.0	-8.7	4.4	10.6	5.1
Unleaded premium gasoline.....	05	710304	0.0	-10.0	-8.7	4.4	10.6	5.1
Unleaded regular gasoline.....	05	7104	-2.0	-9.6	-9.0	3.1	13.0	6.6
Unleaded regular gasoline.....	05	710404	-2.0	-9.6	-9.0	3.1	13.0	6.6
Unleaded mid-premium gasoline.....	05	7105	6.5	-6.3	-12.2	4.1	14.8	5.4
Unleaded mid-premium gasoline.....	05	710504	6.5	-6.3	-12.2	4.1	14.8	5.4
Kerosene and jet fuels.....	05	72	-8.5	-6.0	-12.2	0.3	11.8	-5.9
Kerosene.....	05	7202	-1.9	-9.6	-13.6	-2.3	16.7	-4.3
Kerosene.....	05	720201	-1.9	-9.6	-13.6	-2.3	16.7	-4.3
Jet fuel.....	05	7203	-8.9	-5.8	-12.1	0.4	11.5	-6.0
Jet fuel.....	05	720301	-8.9	-5.8	-12.1	0.4	11.5	-6.0
Light fuel oils.....	05	73	-6.1	-3.9	-12.9	-3.9	16.9	-1.1
Home heating oil and distillates.....	05	7302	-5.2	-10.0	-9.8	3.9	10.9	-7.5
Home heating oil and distillates.....	05	730201	-5.2	-10.0	-9.8	3.9	10.9	-7.5
No. 2 diesel fuel.....	05	7303	-6.2	-3.4	-13.1	-4.4	17.3	-0.6
No. 2 diesel fuel.....	05	730302	-6.2	-3.4	-13.1	-4.4	17.3	-0.6
Residual fuels (heavy fuel oils, incl. #5, #6, & other residual fuels).....	05	74	12.3	-5.2	-7.1	-0.2	1.8	0.9
Residual fuels (heavy fuel oils, incl. #5, #6, & other residual fuels).....	05	7407	12.3	-5.2	-7.1	-0.2	1.8	0.9
Residual fuels (heavy fuel oils, incl. #5, #6, & other residual fuels).....	05	740703	12.3	-5.2	-7.1	-0.2	1.8	0.9
Finished lubricants.....	05	76	-0.9	0.2	0.7	0.3	-0.1	-0.9
Lubricating grease.....	05	7603	-	-	0.0	0.0	0.0	0.0
Lubricating grease not from petroleum refineries.....	05	760303	-	-	0.0	0.0	0.0	0.0
Lubricating and similar oils.....	05	7604	-3.2	0.1	0.9	0.4	-0.1	-1.1
Lubricating and similar oils not from petroleum refineries.....	05	760401	-3.2	0.1	0.9	0.4	-0.1	-1.1
Lubricating oil base stocks.....	05	78	-8.1	2.1	-7.3	-3.6	9.5	-5.2
Lubricating oil base stocks.....	05	7801	-8.1	2.1	-7.3	-3.6	9.5	-5.2
Lubricating oil base stocks.....	05	780121	-8.1	2.1	-7.3	-3.6	9.5	-5.2
Asphalt and other petroleum and coal products, n.e.c.....	05	8	-32.9	-9.6	-11.3	-1.2	-4.0	1.7
Asphalt and other petroleum and coal products, n.e.c.....	05	81	-32.9	-9.6	-11.3	-1.2	-4.0	1.7
Asphalt.....	05	8102	13.0	0.4	-7.3	1.9	-6.8	11.2
Asphalt.....	05	810212	13.0	0.4	-7.3	1.9	-6.8	11.2
Other petroleum and coal products, including coke oven products, n.e.c.....	05	8103	-40.0	-11.8	-12.2	-2.0	-3.3	-0.7
Other petroleum and coal products, including coke oven products, n.e.c.....	05	810319	-40.0	-11.8	-12.2	-2.0	-3.3	-0.7
Other petroleum and coal products, made in coke oven establishments.....	05	8103191	-8.2	-0.1	-0.4	-1.4	-1.2	-0.4
Chemicals and allied products.....	06	-	-3.8	-0.9	-0.6	-0.4	0.8	0.1
Industrial chemicals.....	06	1	-9.3	-2.8	-2.4	-3.2	2.1	0.5
Basic inorganic chemicals.....	06	13	-12.7	-0.1	-0.2	-1.2	-0.3	-0.4
Inorganic chemicals, other than alkalis and chlorine.....	06	1302	-4.5	0.2	0.2	-0.4	-0.6	0.4
Aluminum compounds.....	06	130209	-8.2	-4.4	-0.2	-2.0	-2.4	-0.2
Inorganic acids, inc. hydrochloric, sulfuric acid, and other.....	06	13020T	-8.3	3.4	1.0	3.1	-6.5	1.8
Sulfuric acid.....	06	13020T1	-10.9	8.3	2.0	3.0	-5.7	-0.5
Lime.....	06	130213	15.9	0.1	0.0	7.5	4.2	1.5
Potassium and sodium compounds, excluding bleaches, alkalis, and alum.....	06	130217	-9.5	-0.9	-0.6	0.8	-1.8	2.0
Rock salt.....	06	130271	-	0.0	0.0	0.3	0.0	-
Other inorganic chemicals, nec.....	06	130283	-5.0	0.2	0.2	-2.5	-0.5	-0.1
All other inorganic chemicals.....	06	1302833	-3.0	0.3	0.2	-1.3	-0.6	-0.2
Alkalis and chlorine, including natural sodium carbonate and sulfate.....	06	1303	-31.0	-0.7	-1.3	-3.4	0.8	-2.9
Chlorine, sodium hydroxide, and other alkalis.....	06	130302	-33.0	-0.8	-1.3	-3.6	1.0	-2.9
Sodium hydroxide (caustic soda).....	06	1303024	-43.1	-1.3	-2.0	-2.1	2.0	-4.6
Other alkalis.....	06	1303028	-18.4	-0.1	-0.4	-5.4	-0.4	-0.5
Basic organic chemicals.....	06	14	-8.5	-3.3	-2.9	-3.6	2.7	0.7
Primary basic organic chemicals.....	06	1401	1.4	-0.2	-2.0	-2.1	5.7	7.3
Aromatics.....	06	140197	5.0	-6.7	-3.4	-6.3	6.6	9.8
Liquid refinery gases.....	06	140198	0.4	2.7	-1.4	-0.4	5.6	6.7
Cyclic intermediate chemicals and dyes.....	06	1402	-10.5	-5.2	-0.3	-0.4	0.4	-1.8
Cyclic intermediate chemicals.....	06	140281	-10.9	-6.2	-0.3	-0.2	0.6	-2.1
Synthetic organic dyes.....	06	140282	-7.1	2.3	-0.5	-2.2	-1.4	0.1

See footnotes at end of table.

Table 7. Producer price index percentage changes for commodity and service groupings and individual items, not seasonally adjusted — Continued
 [March 2024]

Title	Commodity code		Unadjusted 12-month percent change ¹ Mar. 2023 to Mar. 2024 ^P	Unadjusted 1-month percent change ¹				
	Group code	Item code		Oct. to Nov.	Nov. to Dec. ^P	Dec. to Jan. ^P	Jan. to Feb. ^P	Feb. to Mar. ^P
Other basic organics.....	06	1403	-13.3	-4.7	-3.4	-4.6	1.3	-2.6
Ethanol (ethyl alcohol).....	06	140341	-32.4	-10.0	-12.7	-11.9	0.5	-9.4
Other basic organics, n.e.c.....	06	140399	-7.0	-2.7	-0.3	-2.5	1.5	-0.9
Fatty acids.....	06	1403991	-30.1	-6.2	-6.6	-13.5	-3.3	-4.2
Bulk pesticides and other bulk synthetic organic agricultural chemicals, excluding preparation.....	06	1403992	-1.4	-0.1	0.0	0.1	-0.6	0.0
Industrial organic flavor oil mixtures and blends.....	06	1403993	-20.3	-0.8	-0.3	4.4	-1.1	-0.1
Natural organic chemicals.....	06	1403995	-14.8	-0.3	0.3	-2.5	0.0	-2.4
Synthetic organic chemicals for use as flavor and perfume materials.....	06	1403997	-	0.0	0.0	0.1	-0.1	-
Synthetic organic rubber-processing chemicals.....	06	1403998	-	-	1.6	-1.4	2.3	-
Synthetic organic plasticizers.....	06	1403999	-6.0	0.3	0.6	-6.0	6.6	-4.2
Other synthetic organic chemicals.....	06	140399A	-6.7	0.8	2.0	2.6	2.7	-1.0
Miscellaneous end use chemicals and chemical products, excluding urea.....	06	140399B	0.1	-0.4	-0.5	-3.6	2.7	-1.7
Miscellaneous cyclic and acyclic chemicals and chemical products, excluding fatty acid esters.....	06	140399C	-4.6	0.9	-0.1	-2.9	0.3	1.3
Paints and allied products.....	06	2	-1.6	0.2	-0.1	-0.1	-0.3	-0.2
Prepared paint.....	06	21	-1.2	0.0	0.0	0.1	-0.3	-0.2
Architectural coatings.....	06	2101	0.0	0.0	0.0	0.4	0.0	0.0
Architectural coatings.....	06	210104	0.0	0.0	0.0	0.4	0.0	0.0
Exterior architectural coatings.....	06	2101041	1.1	0.0	0.0	1.1	0.0	0.0
Interior architectural coatings.....	06	2101042	-0.6	0.0	0.0	0.0	0.0	0.0
OEM finishes excluding marine coatings.....	06	2102	-2.8	0.0	-0.2	-0.6	-0.4	0.2
OEM finishes excluding marine coatings.....	06	210201	-2.8	0.0	-0.2	-0.6	-0.4	0.2
Transportation finishes, except powdered and high-solids coatings.....	06	2102011	-0.7	0.9	-0.1	-0.2	-1.7	0.9
All other product finishes for original equipment manufacturers (OEM), excluding marine coating.....	06	2102012	-3.3	-0.2	-0.2	-0.8	-0.1	0.0
Special purpose coatings, incl. marine, industrial & construction coatings.....	06	2103	-2.9	0.1	0.1	0.0	-1.2	-1.3
Special purpose coatings, incl. marine, industrial & construction coatings.....	06	210301	-2.9	0.1	0.1	0.0	-1.2	-1.3
Paint materials.....	06	22	-2.7	0.1	-0.5	-0.6	-0.1	0.0
Paint colors.....	06	2202	-4.0	0.1	-0.6	-1.7	-0.2	0.0
All other inorganic pigments, including TiO2, chrome colors, and other white opaque pigments.....	06	22020N	-3.6	-1.4	1.0	-1.8	0.0	0.0
Synthetic organic pigments, lakes, and toners.....	06	220298	-6.3	10.0	-9.6	-0.8	-1.2	0.0
Allied and miscellaneous paint products.....	06	23	-3.6	1.8	0.1	-1.2	-0.1	0.0
Allied and miscellaneous paint products.....	06	2301	-3.6	1.8	0.1	-1.2	-0.1	0.0
Allied and miscellaneous paint products.....	06	230104	-3.6	1.8	0.1	-1.2	-0.1	0.0
Drugs and pharmaceuticals.....	06	3	2.0	0.0	-0.1	1.1	0.5	0.0
Medicinal and botanical chemicals, drugs, and other products.....	06	31	9.1	0.0	-0.2	0.4	7.9	0.2
Medicinal and botanical chemicals, drugs, and other products.....	06	3102	9.1	0.0	-0.2	0.4	7.9	0.2
Synthetic organic medicinal chemicals, medicinal & botanical drugs, & other products.....	06	310203	9.1	0.0	-0.2	0.4	7.9	0.2
Veterinary pharmaceutical preparations.....	06	34	2.2	0.0	0.0	2.2	0.0	0.0
Pharmaceuticals for veterinary use.....	06	3403	2.2	0.0	0.0	2.2	0.0	0.0
Pharmaceuticals for veterinary use.....	06	340303	2.2	0.0	0.0	2.2	0.0	0.0
Biological products, including diagnostics.....	06	37	1.8	0.1	-0.3	0.9	0.1	0.1
Biological products, excluding diagnostic, for veterinary, industrial, and all other misc. uses.....	06	3717	5.8	-0.6	-1.4	4.3	0.0	0.0
Biological products, excluding diagnostic, for veterinary, industrial, and all other misc. uses.....	06	371705	5.8	-0.6	-1.4	4.3	0.0	0.0
Diagnostics.....	06	3718	0.3	0.6	0.0	0.4	0.2	0.2
In-vitro diagnostic substances.....	06	371801	-1.9	1.1	0.1	0.7	-1.2	0.0
Biological products, excluding diagnostic, for human use.....	06	3719	1.2	0.0	0.0	-0.3	0.0	0.0
Biological products, excluding diagnostic, for human use.....	06	371904	1.2	0.0	0.0	-0.3	0.0	0.0
Pharmaceutical preparations.....	06	38	1.6	0.0	0.0	1.1	0.2	0.0
Pharmaceuticals affecting neoplasms, the endocrine system, & metabolic diseases.....	06	3801	0.6	0.0	0.0	0.4	0.0	0.0
Cancer therapy products.....	06	380102	2.6	0.0	0.0	2.0	0.0	0.0
Insulin/antidiabetes products.....	06	380103	-8.6	0.0	0.0	-8.8	0.0	0.0
Other neoplasms, endocrine system, and metabolic diseases.....	06	380104	1.5	0.0	0.0	1.3	0.0	0.0
Hormones and oral contraceptives.....	06	380105	0.1	0.0	0.0	0.1	0.0	0.0
Pharmaceuticals acting on the central nervous system and the sense organs.....	06	3802	3.6	0.0	0.0	2.9	0.6	0.0

See footnotes at end of table.

Table 7. Producer price index percentage changes for commodity and service groupings and individual items, not seasonally adjusted — Continued
 [March 2024]

Title	Commodity code		Unadjusted 12-month percent change ¹	Unadjusted 1-month percent change ¹				
	Group code	Item code		Mar. 2023 to Mar. 2024 ^P	Oct. to Nov.	Nov. to Dec. ^P	Dec. to Jan. ^P	Jan. to Feb. ^P
Analgesics.....	06	380202	1.9	0.0	0.0	0.0	1.5	0.0
Analgesics, over-the-counter.....	06	380202OC	4.7	0.0	0.0	0.0	0.0	0.0
Analgesics, prescription.....	06	380202RX	1.7	0.0	0.0	0.0	1.7	0.0
Psychotherapeutics.....	06	380203	1.1	0.0	0.0	0.0	1.0	0.0
Antidepressants.....	06	3802031	1.0	0.0	0.0	0.0	1.0	0.0
Other psychotherapeutics, including tranquilizers.....	06	3802032	1.3	0.0	0.0	0.3	0.9	0.0
Anticonvulsants.....	06	380204	-10.3	0.0	0.0	0.3	3.9	0.0
Other central nervous system and sense organs.....	06	380205	5.3	0.0	0.0	4.9	0.0	0.0
Pharmaceuticals acting on the cardiovascular system.....	06	3803	1.0	0.0	0.0	0.6	0.0	0.0
Other cardiovascular preparations.....	06	380305	0.1	0.0	0.0	0.0	0.0	0.0
Pharmaceuticals acting on the respiratory system.....	06	3804	-1.7	0.0	0.0	1.4	0.0	0.0
Antihistamines and bronchodilators, including antiasthmatics.....	06	380402	1.3	0.0	0.0	1.2	0.0	0.0
Other respiratory preparations.....	06	380403	-6.1	0.0	0.0	1.8	0.0	0.0
Other respiratory preparations, over-the-counter.....	06	380403OC	0.5	0.0	0.0	0.0	0.0	0.0
Other respiratory preparations, prescription.....	06	380403RX	-	0.0	0.0	-	-	-
Pharmaceuticals acting on the digestive or the genito-urinary systems.....	06	3805	-7.5	0.0	0.0	-7.0	0.0	0.0
Other digestive or genito-urinary preparations.....	06	380503	-8.2	0.0	0.0	-7.8	0.0	0.0
Other digestive or genito-urinary preparations, prescription.....	06	380503RX	-10.3	0.0	0.0	-9.8	0.1	0.0
Pharmaceuticals acting on the skin.....	06	3806	-1.1	0.0	-0.8	0.6	-0.3	0.1
Other pharmaceutical preparations acting on the skin.....	06	380603	-0.5	0.0	0.0	0.5	-0.4	0.0
Anti-acne preparations.....	06	380606	1.0	0.0	0.0	1.0	0.0	0.0
Vitamin, nutrient, and hematinic preparations.....	06	3807	4.4	0.1	0.5	0.0	0.0	0.0
Multivitamins.....	06	380702	7.4	0.0	0.0	0.0	0.0	0.0
Other vitamins and nutrients.....	06	380703	2.2	0.1	0.8	0.0	0.0	0.0
Pharmaceuticals affecting parasitic and infective diseases.....	06	3808	1.2	0.0	0.0	0.8	0.2	0.0
Broad and medium spectrum antibiotics.....	06	380802	0.0	0.0	0.0	0.0	0.0	0.0
Systemic antivirals.....	06	380803	3.3	0.0	0.0	3.3	0.0	0.0
Other parasitic and infective diseases.....	06	380804	2.1	0.0	0.0	1.1	0.5	0.0
Fats and oils, inedible.....	06	4	-1.4	-6.0	-1.9	17.2	-4.9	-0.9
Fats and oils, inedible.....	06	41	-1.4	-6.0	-1.9	17.2	-4.9	-0.9
Fats and oils, inedible.....	06	4101	-1.4	-6.0	-1.9	17.2	-4.9	-0.9
Soybean oil, processed for inedible purposes.....	06	410131	4.6	-5.0	-0.8	22.5	-5.0	-0.4
Crude soybean oil, degummed, made from soybeans crushed in the same establishment.....	06	4101311	56.1	-1.7	-1.2	70.8	-2.0	-0.2
Soybean oil, all other types.....	06	4101312	-24.4	-6.8	-0.5	-6.1	-8.3	-0.7
Lard, inedible tallow, and grease, except wool grease.....	06	410132	-26.7	-10.0	-6.8	-6.8	-3.8	-3.4
Agricultural chemicals and chemical products.....	06	5	-12.6	0.6	1.9	0.0	-0.7	1.2
Mixed fertilizers.....	06	51	-5.8	0.0	0.0	1.0	0.4	0.6
Mixed fertilizers.....	06	5105	-5.8	0.0	0.0	1.0	0.4	0.6
Mixed fertilizers.....	06	510501	-5.8	0.0	0.0	1.0	0.4	0.6
Mixed fertilizers, made in plants which manufacture fertilizer materials.....	06	5105011	-4.4	0.0	0.0	0.0	-0.2	0.0
Mixed fertilizers, dry, mixing only.....	06	5105012	-5.6	0.0	-0.1	1.2	0.4	0.6
Mixed fertilizers, liquid, mixing only.....	06	5105013	-11.2	0.0	0.0	3.9	2.7	3.0
Fertilizer materials.....	06	52	-11.9	2.1	4.0	-0.2	-1.7	2.5
Nitrogenates.....	06	5201	-20.4	2.6	5.9	-3.3	-6.4	2.9
Fertilizer materials of organic origin.....	06	520137	0.0	0.0	0.0	1.0	-0.1	-0.2
Synthetic ammonia, nitric acid, ammonium compounds, and urea.....	06	52013A	-22.0	2.9	6.5	-3.7	-7.0	3.2
Phosphates.....	06	5202	-2.7	1.6	2.2	3.0	2.7	2.2
Phosphoric acid, 52-54 percent APA, superphosphates and other phosphate fertilizer materials.....	06	52026A	-2.7	1.6	2.2	3.0	2.7	2.2
Other agricultural chemicals.....	06	53	-16.5	-0.6	0.5	-0.3	0.0	0.1
Other agricultural chemicals.....	06	5301	-16.5	-0.6	0.5	-0.3	0.0	0.1
Lawn and garden pesticides and chemicals.....	06	530107	-3.5	0.0	0.0	-0.6	0.0	0.0
Household and institutional pesticides and chemicals.....	06	530108	0.6	0.0	0.0	0.4	0.0	0.0
Agricultural and commercial pesticides and chemicals.....	06	530109	-17.9	-0.7	0.5	-0.4	0.0	0.1
Plastic resins and materials.....	06	6	-6.2	0.2	-0.4	-1.2	2.5	-0.8
Thermoplastic resins and plastics materials.....	06	62	-4.9	0.3	-0.4	-1.2	2.4	-0.2
Thermoplastic resins and plastics materials.....	06	6212	-4.9	0.3	-0.4	-1.2	2.4	-0.2
Thermoplastic resins and plastics materials.....	06	621201	-4.9	0.3	-0.4	-1.2	2.4	-0.2
Thermosetting resins and plastics materials.....	06	63	-14.9	-1.0	-0.1	-0.9	3.5	-5.0
Thermosetting resins and plastics materials.....	06	6306	-14.9	-1.0	-0.1	-0.9	3.5	-5.0
Thermosetting resins and plastics materials.....	06	630601	-14.9	-1.0	-0.1	-0.9	3.5	-5.0

See footnotes at end of table.

Table 7. Producer price index percentage changes for commodity and service groupings and individual items, not seasonally adjusted — Continued
 [March 2024]

Title	Commodity code		Unadjusted 12-month percent change ¹	Unadjusted 1-month percent change ¹				
	Group code	Item code		Mar. 2023 to Mar. 2024 ^P	Oct. to Nov.	Nov. to Dec. ^P	Dec. to Jan. ^P	Jan. to Feb. ^P
Other chemicals and allied products.....	06	7	0.7	-0.2	0.3	0.3	-0.3	0.0
Soaps and detergents.....	06	71	1.6	-0.2	1.5	0.3	0.0	0.0
Soaps and other detergents.....	06	7104	1.6	-0.2	1.5	0.3	0.0	0.0
Soaps and detergents, commercial, industrial, and institutional.....	06	710401	3.5	0.1	2.8	0.5	0.0	0.0
Commercial, industrial, and institutional hard surface cleaners.....	06	71040101	0.2	0.0	-0.1	0.5	0.0	0.0
Commercial, industrial, and institutional laundry detergents.....	06	71040102	0.0	0.0	0.0	0.0	0.0	0.0
Commercial, industrial, and institutional dishwashing detergents.....	06	71040103	7.3	0.0	7.4	0.0	0.0	0.0
Commercial, industrial, and institutional metal cleaners.....	06	71040104	0.0	0.0	0.0	0.0	0.0	0.0
Dairy, farm, and food plant cleaners, sanitizers, etc.....	06	71040106	0.0	0.0	0.0	0.0	0.0	0.0
Commercial, industrial, and institutional soaps, excluding specialty cleaners.....	06	71040107	1.0	0.0	0.0	1.5	0.0	0.0
Household detergents.....	06	710402	1.0	0.1	0.1	0.0	0.0	0.0
Household alkaline detergents and cleaners.....	06	7104021	1.0	0.1	0.1	0.0	0.0	0.0
Household dry and liquid laundry detergents.....	06	7104022	0.0	0.0	0.0	0.0	0.0	0.0
Soaps, excluding specialty cleaners, household.....	06	710403	-1.5	-0.7	-0.3	0.0	0.0	0.0
Polish and other sanitation goods.....	06	72	0.8	-0.1	0.0	0.1	0.5	0.0
Polish and other sanitation goods.....	06	7201	0.8	-0.1	0.0	0.1	0.5	0.0
Polishing preparations and related products.....	06	720103	-0.1	-1.0	0.0	-0.1	0.0	0.0
Specialty cleaning and sanitation products.....	06	720105	1.4	0.0	0.0	0.2	0.9	0.0
Disinfectants, nonagricultural, industrial and institutional.....	06	7201051	0.5	0.0	0.0	0.3	0.0	0.0
Air and room fresheners.....	06	7201053	-0.1	0.0	0.0	-0.1	0.0	0.0
Laundry fabric softeners and rinses, liquid and dry.....	06	7201058	2.6	0.0	0.0	0.1	0.0	0.0
Other specialty cleaning and sanitation products.....	06	7201059	2.5	0.0	0.0	0.1	2.3	0.0
Cosmetics and other toilet preparations.....	06	75	2.2	0.0	0.0	0.0	0.8	0.1
Shaving preparations.....	06	7502	-0.6	-0.1	0.0	-0.7	0.0	0.0
Shaving preparations.....	06	750206	-0.6	-0.1	0.0	-0.7	0.0	0.0
Perfumes, toilet waters, and colognes.....	06	7503	1.1	0.0	0.0	0.0	1.1	0.0
Perfumes, toilet waters, and colognes.....	06	750306	1.1	0.0	0.0	0.0	1.1	0.0
Hair preparations (including shampoos).....	06	7504	1.9	0.0	0.0	0.0	1.1	0.7
Hair preparations (including shampoos).....	06	750407	1.9	0.0	0.0	0.0	1.1	0.7
Hair preparations incl professional, consumer, and cream/gel shampoos.....	06	75040701	0.1	0.0	0.0	0.0	0.0	0.0
Hair tonics and hair dressings incl professional and consumer use.....	06	75040702	8.4	0.0	0.0	0.0	5.3	2.9
Toothpastes, denture cleaners, and mouthwashes.....	06	7505	2.0	0.0	0.0	0.0	0.0	0.0
Denture cleaners, mouthwashes, gargles, and rinses.....	06	750504	3.0	0.0	0.0	0.0	0.0	0.0
Creams, lotions, and oils, excluding shaving, hair, and deodorant.....	06	7514	0.5	0.0	0.0	0.0	0.2	0.0
Creams, lotions, and oils, excluding shaving, hair, and deodorant.....	06	751401	0.5	0.0	0.0	0.0	0.2	0.0
Other cosmetics and toilet preparations.....	06	7515	3.7	0.0	0.0	0.0	1.4	0.0
Other cosmetics and toilet preparations.....	06	751501	3.7	0.0	0.0	0.0	1.4	0.0
Misc. chemical prod. and preparations.....	06	79	-0.4	-0.3	0.2	0.5	-1.0	-0.1
Explosives and blasting accessories.....	06	7902	3.1	0.6	-0.4	3.2	1.4	-0.3
Explosives and blasting accessories.....	06	790234	3.1	0.6	-0.4	3.2	1.4	-0.3
Industrial gases.....	06	7903	-1.8	-2.2	0.8	2.3	-4.7	-0.1
Carbon dioxide.....	06	790302	7.4	0.5	-0.6	2.2	2.6	0.2
Nitrogen.....	06	790303	-24.6	-20.5	4.9	-4.8	-6.4	0.1
Oxygen.....	06	790304	4.0	-0.4	0.1	3.6	-1.7	-0.2
Argon and hydrogen.....	06	790309	11.8	2.2	4.2	-1.6	2.5	-0.7
Other industrial gases (including fluorocarbon and acetylene).....	06	790312	-0.4	1.9	-0.2	4.3	-7.9	0.0
Adhesives and sealants.....	06	7904	0.4	0.0	-0.2	0.1	-0.3	0.6
Synthetic resin and rubber adhesives.....	06	790402	-0.3	0.0	-0.3	-0.1	-0.6	0.7
Epoxy adhesives.....	06	7904021	2.5	0.3	0.0	0.0	0.0	0.4
Other synthetic resin and rubber adhesives.....	06	7904026	-0.5	-0.2	-0.3	-0.4	0.2	1.1
Structural sealants (load bearing).....	06	790407	0.8	0.0	0.0	0.0	0.0	0.8
Nonstructural caulking compounds and sealants.....	06	79040A	2.1	0.0	0.0	0.6	0.0	0.5
Surface active agents.....	06	7905	0.6	0.0	0.0	0.0	0.0	0.0
Surfactants (bulk surface active agents).....	06	790502	2.0	0.0	0.0	0.0	0.0	0.0
Gum and wood chemicals, including wood distillation products.....	06	7906	-4.0	-2.3	-0.1	0.5	2.8	-0.8
Gum and wood chemicals, including wood distillation products.....	06	790607	-4.0	-2.3	-0.1	0.5	2.8	-0.8
Other miscellaneous chemical products.....	06	7909	-0.6	0.3	0.4	0.0	-0.6	-0.5
Carbon black, all processes.....	06	790918	-2.4	-0.6	-2.8	2.2	-3.2	-5.3
Printing ink.....	06	790919	1.1	0.9	0.2	-0.1	-0.4	0.3
Gravure printing inks.....	06	7909192	0.1	0.0	0.0	0.0	0.2	0.0
Lithographic and offset inks.....	06	7909193	0.5	0.0	0.0	0.0	0.0	0.4
News and nonheat web offset printing inks.....	06	79091931	2.0	0.0	0.0	0.0	0.0	4.8
Publication and commercial web inks.....	06	79091932	0.5	0.0	0.0	0.0	0.0	0.0

See footnotes at end of table.

Table 7. Producer price index percentage changes for commodity and service groupings and individual items, not seasonally adjusted — Continued
 [March 2024]

Title	Commodity code		Unadjusted 12-month percent change ¹	Unadjusted 1-month percent change ¹				
	Group code	Item code		Mar. 2023 to Mar. 2024 ^P	Oct. to Nov.	Nov. to Dec. ^P	Dec. to Jan. ^P	Jan. to Feb. ^P
Sheet-fed general inks.....	06	79091933	-0.5	0.0	0.0	0.0	0.0	0.0
Sheet-fed packaging inks.....	06	79091934	0.6	0.0	0.0	0.0	0.0	0.0
Flexographic printing inks.....	06	7909194	-5.3	0.0	0.0	0.0	-1.4	0.0
Nonimpact/digital inks.....	06	7909195	7.5	3.3	0.6	-0.4	0.2	-0.4
All other printing inks.....	06	7909196	2.9	-0.5	0.4	0.0	0.0	-0.1
Water-treating compounds.....	06	790961	-3.5	-2.2	3.3	0.1	-0.1	-0.4
Automotive chemicals.....	06	790991	-0.5	-0.1	0.0	0.0	-0.2	0.0
All other chemical preparations, including essential oils, matches, and gelatin.....	06	790999	-0.2	0.3	0.4	-0.3	-0.6	-0.3
Rubber and plastic products.....	07	—	-1.1	0.1	-0.1	0.1	0.1	0.3
Rubber and rubber products.....	07	1	-0.5	0.1	-0.2	-0.1	0.3	0.6
Synthetic rubber, inc. styrene-butadiene rubber (SBR) and ethylene propylene.....	07	11	-3.1	0.2	-1.5	-1.6	1.2	3.6
Synthetic rubber.....	07	1102	-3.1	0.2	-1.5	-1.6	1.2	3.6
Synthetic rubber, inc. sbr and ethylene propylene.....	07	110224	-3.1	0.2	-1.5	-1.6	1.2	3.6
Tires, tubes, tread, & repair materials.....	07	12	-0.9	-0.1	0.0	0.0	0.0	-0.1
Tires.....	07	1201	-1.0	-0.1	0.0	0.0	0.0	-0.1
Pneumatic tires (including passenger, truck, bus, tractor, industrial, and other tires).....	07	12010	-1.0	-0.1	0.0	0.0	0.0	-0.1
Passenger car pneumatic tires.....	07	120104	0.3	0.0	0.0	0.2	0.0	-0.2
Truck and bus (including off-the-highway) pneumatic tires.....	07	120105	-7.5	-0.1	0.0	-0.3	0.2	-0.1
Tread rubber, tire sundries, and repair materials.....	07	1203	1.6	0.0	0.3	0.0	0.0	0.0
Tread rubber, tire sundries, and repair materials.....	07	120354	1.6	0.0	0.3	0.0	0.0	0.0
Miscellaneous rubber products.....	07	13	0.8	0.1	0.1	0.3	0.3	0.2
Rubber and plastics footwear, including athletic footwear.....	07	1301	3.4	0.0	0.0	0.0	2.8	0.0
Rubber and plastics footwear, including athletic footwear.....	07	130109	3.4	0.0	0.0	0.0	2.8	0.0
Rubber and plastic belts and belting.....	07	1303	0.4	0.0	0.0	1.3	0.0	0.1
Flat rubber and plastics belts and belting.....	07	130371	-0.2	0.0	0.0	1.7	0.0	0.2
Rubber and plastics transmission belts and belting (excluding flat).....	07	130372	1.2	-0.1	0.0	0.7	0.0	0.0
Rubber and plastics hose.....	07	1304	-2.3	-0.2	0.0	-0.6	0.2	1.2
Rubber and plastics hose.....	07	130411	-2.3	-0.2	0.0	-0.6	0.2	1.2
Industrial rubber and plastics hose without fittings.....	07	1304116	-1.8	0.0	0.0	0.0	0.0	0.0
Rubber and plastics water hose (incl. fire, irrigation, etc.).....	07	1304117	-16.2	0.0	0.0	0.3	1.0	0.0
Rubber and plastics hose for on- and off-highway motor vehicles.....	07	1304118	5.0	0.0	0.0	-1.9	0.0	3.7
Miscellaneous rubber products, n.e.c.....	07	1306	1.4	0.2	0.1	0.4	0.3	0.0
All other industrial rubber products.....	07	130604	3.8	0.3	0.3	0.5	1.5	0.0
All other miscellaneous rubber goods.....	07	130606	0.9	0.1	0.0	1.5	-0.1	0.0
Rubber compounds or mixtures for sale or interplant transfer.....	07	130612	-4.5	-0.5	0.4	0.4	0.0	0.0
Rubber products for mechanical use.....	07	130617	4.3	0.7	0.0	0.0	0.0	0.0
Molded rubber mechanical goods automotive.....	07	1306171	5.9	0.1	0.0	0.0	0.0	0.0
Molded rubber mechanical goods, transportation/off-highway.....	07	1306172	-0.6	0.0	0.0	-1.1	0.0	0.0
Other molded rubber mechanical goods (excluding tubing).....	07	1306179	7.3	2.4	0.0	1.3	0.0	0.0
Other extruded rubber mechanical goods (excl. auto)(excl. tubing).....	07	130617C	0.7	0.0	0.0	0.0	0.0	0.0
Rubber coated fabrics, garments, and footwear.....	07	130618	5.2	0.0	0.0	3.4	0.0	0.0
Plastic products.....	07	2	-1.3	0.2	-0.1	0.1	0.0	0.2
Plastic construction products.....	07	21	-2.0	0.0	-0.4	0.3	-0.1	0.0
Plastics construction products.....	07	2106	-2.0	0.0	-0.4	0.3	-0.1	0.0
Plastics pipe.....	07	210603	-9.0	-1.2	-1.3	-0.5	-0.3	-0.5
Plastics drain, waste, and vent pipe.....	07	2106031	-11.8	-1.3	-1.4	-1.6	-0.5	-1.3
Plastics water pipe.....	07	2106033	-9.5	-2.2	-2.0	1.1	-1.7	-0.3
Plastics sewer, stormdrain, and water main pipe.....	07	2106038	-8.9	-0.5	-0.7	-1.6	0.2	-0.4
Other plastics pipe.....	07	210603B	-8.9	0.0	0.0	0.0	0.0	0.0
Plastics pipe fittings and unions.....	07	210604	-0.9	-0.3	0.6	0.7	0.3	0.7
Plastics plumbing fixtures.....	07	210605	0.4	-0.5	-0.9	1.2	0.0	0.0
Other plastics construction products.....	07	210606	1.9	0.9	0.1	0.5	0.0	0.3
Building and construction polystyrene foam products.....	07	2106061	-7.8	-0.1	0.0	0.0	0.1	0.0
Building & construction fabricated plastics products (excl foam, plumbing fixtures, hardware).....	07	2106063	3.3	1.1	0.1	0.5	0.0	0.3
Unsupported plastic film, sheet and other shapes.....	07	22	-4.5	0.2	0.6	-1.3	1.0	-0.4
Unsupported plastics film, sheet, and other shapes.....	07	2205	-4.5	0.2	0.6	-1.3	1.0	-0.4
Unsupported plastics film, sheet, and other shapes.....	07	220501	-4.5	0.2	0.6	-1.3	1.0	-0.4
Unlaminated polyethylene film and sheet.....	07	2205011	-4.0	0.5	0.0	-0.2	1.6	-0.2
Unlaminated vinyl and vinyl copolymer film and sheet.....	07	2205013	—	0.0	0.0	-3.0	0.0	—
Miscellaneous unlaminated plastics film and sheet.....	07	2205014	-5.7	0.1	-0.1	-0.1	0.7	0.0

See footnotes at end of table.

Table 7. Producer price index percentage changes for commodity and service groupings and individual items, not seasonally adjusted — Continued
 [March 2024]

Title	Commodity code		Unadjusted 12-month percent change ¹	Unadjusted 1-month percent change ¹				
	Group code	Item code		Mar. 2023 to Mar. 2024 ^P	Oct. to Nov.	Nov. to Dec. ^P	Dec. to Jan. ^P	Jan. to Feb. ^P
Unlaminated plastics profile shapes.....	07	2205015	-5.2	0.0	1.1	-3.2	0.0	-0.8
Laminated plastic sheets, rods, and tubes.....	07	23	2.0	0.4	0.6	0.1	0.0	0.0
Laminated plastics plates, sheet (except packaging), and shapes.....	07	2304	2.0	0.4	0.6	0.1	0.0	0.0
Laminated plastics plates, sheet (except packaging), and shapes.....	07	230401	2.0	0.4	0.6	0.1	0.0	0.0
Parts for manufacturing from plastics.....	07	26	-0.9	-0.2	0.0	0.0	0.0	1.1
Parts for transportation equipment.....	07	2601	-0.2	-0.3	0.0	0.0	0.0	1.6
Parts for transportation equipment.....	07	260105	-0.2	-0.3	0.0	0.0	0.0	1.6
Transportation polyurethane foam products.....	07	2601051	0.2	0.0	0.0	0.2	0.0	0.0
Transportation fabricated plastic parts (excluding foam and reinforced plastics).....	07	2601052	-0.2	-0.3	0.0	0.0	0.0	1.7
Other parts and components for manufacturing.....	07	2602	1.2	0.3	0.6	0.0	0.0	0.0
Other parts and components for manufacturing.....	07	260205	1.2	0.3	0.6	0.0	0.0	0.0
All other miscellaneous polyurethane foam products.....	07	2602051	-0.1	-0.1	0.0	0.0	0.0	0.0
Electrical & electronic fabricated plastics (excl. foam and reinforced plastics).....	07	2602052	4.1	0.6	1.9	0.0	0.0	0.0
All other polystyrene foam products incl. transportation application uses.....	07	2602053	-1.1	0.0	0.0	0.0	0.0	0.0
Industrial machinery plastics products, excl foam (incl gears, bearings, bushings, cams).....	07	2602054	0.3	0.3	0.0	0.0	0.0	0.0
Foam components for furniture.....	07	2603	-8.4	-0.2	-1.0	0.0	-0.3	0.0
Foam components for furniture.....	07	260305	-8.4	-0.2	-1.0	0.0	-0.3	0.0
Other plastic products.....	07	29	1.8	-0.1	0.1	0.6	0.3	0.0
Other plastics products.....	07	2901	1.8	-0.1	0.1	0.6	0.3	0.0
Custom compounding of purchased resins and color concentrates.....	07	290196	1.7	-0.1	-0.1	1.1	-0.1	0.2
All other reinforced and fiberglass plastics products.....	07	290197	2.3	0.0	0.6	-0.1	0.9	-0.2
Products made of foam other than polystyrene or polyurethane.....	07	290198	-	0.0	0.0	0.5	-	-
Plastic packaging products.....	07	2A	-1.4	0.2	-0.3	0.9	-0.6	0.4
Plastics packaging products.....	07	2A01	-1.4	0.2	-0.3	0.9	-0.6	0.4
Plastics packaging products.....	07	2A0101	-1.4	0.2	-0.3	0.9	-0.6	0.4
Other plastics packaging products, excluding film, sheet, foam and bottles.....	07	2A01012	-1.4	0.3	-0.7	1.3	-0.4	0.6
Packaging polyurethane foam products.....	07	2A01013	1.2	0.0	0.0	0.0	0.0	0.0
Plastics bottles.....	07	2A01014	-0.5	0.3	0.3	0.8	-1.0	0.2
Polystyrene foam food containers.....	07	2A01015	-2.7	0.4	-0.2	-0.3	-0.4	0.2
Polystyrene foam protective shipping pads, shaped cushioning, etc....	07	2A01016	-5.7	-1.6	0.0	0.0	-0.5	0.0
Consumer, institutional, and commercial products, n.e.c.....	07	2B	0.1	-0.1	-0.1	0.0	0.1	0.2
All other consumer, institutional, and commercial products.....	07	2B01	0.1	-0.1	-0.1	0.0	0.1	0.2
All other consumer, institutional, and commercial products.....	07	2B0101	0.1	-0.1	-0.1	0.0	0.1	0.2
Consumer and institutional polystyrene foam products.....	07	2B01011	-3.0	-0.6	-0.2	-0.4	0.1	-0.1
Consumer and institutional polyurethane foam products.....	07	2B01013	3.0	-	0.0	0.0	0.0	0.0
Consumer/institutional/commercial fabricated plastics products.....	07	2B01015	0.6	0.0	-0.1	0.0	0.1	0.2
Recyclable plastics.....	07	2C	-	9.7	-3.8	-1.0	-3.6	-
Recyclable plastics.....	07	2C01	-	9.7	-3.8	-1.0	-3.6	-
Recyclable plastics.....	07	2C0101	-	9.7	-3.8	-1.0	-3.6	-
Lumber and wood products.....	08	-	-2.0	-0.8	0.3	0.1	0.7	0.4
Lumber.....	08	1	-3.5	-2.5	1.9	0.6	1.3	2.1
Softwood lumber.....	08	11	-6.8	-5.0	0.2	1.2	1.5	3.2
Softwood cut stock and dimension.....	08	1105	-14.5	-1.9	-0.2	0.2	-0.9	2.7
Softwood cut stock and dimension.....	08	110503	-14.5	-1.9	-0.2	0.2	-0.9	2.7
Softwood lumber, not edge worked.....	08	1106	-6.8	-5.7	0.3	1.4	1.8	3.5
Softwood lumber, not edge worked.....	08	110601	-6.8	-5.7	0.3	1.4	1.8	3.5
Softwood dressed lumber, less than 2 inches in nominal thickness, not edge worked.....	08	1106012	-21.2	-6.9	0.8	0.4	10.1	7.7
Softwood dressed 2-inch lumber, 2 inches in nominal thickness only, not edge worked.....	08	1106013	-2.3	-7.6	1.9	2.0	2.3	4.8
Softwood dressed lumber and timbers, more than 2 inches in nominal thickness, not edge worked.....	08	1106014	-15.8	-9.9	-3.2	3.1	-2.7	2.2
Softwood lumber, made from purchased lumber.....	08	1107	0.7	-0.2	0.1	0.2	-0.2	0.1
Softwood lumber, made from purchased lumber.....	08	110701	0.7	-0.2	0.1	0.2	-0.2	0.1
Hardwood lumber.....	08	12	1.6	1.3	4.2	-0.2	1.1	0.6
Hardwood cut stock and dimension.....	08	1203	2.3	0.2	0.2	0.0	0.0	1.9
Hardwood cut stock and dimension.....	08	120311	2.3	0.2	0.2	0.0	0.0	1.9
Hardwood flooring.....	08	1204	0.9	-0.2	0.1	0.1	0.3	-1.0
Oak and maple hardwood flooring.....	08	120401	1.1	-0.2	0.1	0.1	0.4	-1.0

See footnotes at end of table.

Table 7. Producer price index percentage changes for commodity and service groupings and individual items, not seasonally adjusted — Continued
 [March 2024]

Title	Commodity code		Unadjusted 12-month percent change ¹	Unadjusted 1-month percent change ¹				
	Group code	Item code		Mar. 2023 to Mar. 2024 ^P	Oct. to Nov.	Nov. to Dec. ^P	Dec. to Jan. ^P	Jan. to Feb. ^P
Hardwood flooring, other than oak and maple.....	08	120402	-2.7	0.0	0.0	0.0	-2.6	0.0
Hardwood lumber, not edge worked.....	08	1205	4.5	2.2	7.6	-0.4	1.8	0.7
Hardwood lumber, not edge worked.....	08	120501	4.5	2.2	7.6	-0.4	1.8	0.7
Millwork.....	08	2	-1.3	0.0	-0.3	0.0	1.6	-0.3
General millwork.....	08	21	0.8	0.1	0.2	0.1	2.1	0.0
General millwork.....	08	2101	0.8	0.1	0.2	0.1	2.1	0.0
Stock wood kitchen cabinets, related cabinetwork and countertops.....	08	210102	0.1	-0.2	0.0	0.0	0.1	0.0
Stock wood kitchen cabinets and related cabinetwork for permanent installation.....	08	2101021	0.1	-0.3	0.0	0.0	0.1	0.0
Custom wood kitchen cabinets, bathroom vanities, and related cabinetwork.....	08	210105	6.5	0.5	0.0	0.0	5.5	0.0
Custom wood kitchen cabinets and related cabinetwork not sold direct to customer at retail.....	08	2101051	8.7	0.2	0.0	0.1	7.8	0.0
Custom wood kitchen cabinets, bathroom vanities, and related cabinet work sold at retail.....	08	2101052	2.4	1.2	0.0	0.0	1.2	0.0
Wood window units.....	08	210112	3.6	0.0	0.0	0.0	3.6	0.0
Double hung wood window units.....	08	2101121	3.5	0.0	0.0	0.0	3.5	0.0
Casement wood window units.....	08	2101122	3.7	0.0	0.0	0.0	3.7	0.0
All other wood window units, including horizontal sliding, awning and single hung.....	08	2101123	3.6	0.0	0.0	0.0	3.6	0.0
Wood sash, excluding sash shipped in window units.....	08	210122	3.6	0.0	0.0	0.0	3.6	0.0
Wood window & door frames, incl. door frames in door units, excl. window frames in window units.....	08	210132	-12.1	1.0	1.0	0.0	1.1	0.0
Wood panel, flush, & molded face doors, interior & exterior, incl. doors with glazed sections.....	08	210142	-0.8	-0.1	0.1	0.0	2.6	-0.2
Other wood doors, incl. garage, patio, bifold, cabinet, screen, storm and louver.....	08	210152	1.8	0.0	0.0	0.5	2.7	0.0
Wood moldings.....	08	210162	-2.9	-0.3	-0.2	-0.1	0.1	0.0
Mirror and picture frames and framed pictures.....	08	210175	4.3	0.0	0.0	0.0	3.2	0.0
Other wood millwork products, including stairwork, exterior millwork, and softwood flooring.....	08	210183	0.6	0.0	1.2	0.2	0.2	0.1
Prefabricated structural members.....	08	22	-7.0	-0.3	-1.6	-0.2	0.0	-1.0
Prefabricated structural members.....	08	2201	-7.0	-0.3	-1.6	-0.2	0.0	-1.0
Laminated veneer lumber.....	08	220107	-9.1	-0.5	0.7	-0.6	1.3	-0.1
Other engineered structural wood members, excluding trusses & laminated veneer lumber.....	08	220108	-5.4	-0.3	0.0	-1.9	0.2	0.1
Wood trusses.....	08	220109	-7.1	-0.3	-2.2	0.3	-0.2	-1.3
Plywood.....	08	3	-0.1	-1.2	0.1	0.3	-1.5	0.6
Softwood veneer and plywood.....	08	31	3.4	-1.7	0.2	0.7	-2.0	1.0
Softwood veneer and plywood.....	08	3103	3.4	-1.7	0.2	0.7	-2.0	1.0
Softwood veneer and plywood.....	08	310303	3.4	-1.7	0.2	0.7	-2.0	1.0
Softwood veneer, incl. veneer backed w/ paper, cloth, or other flexible material.....	08	3103031	4.1	-0.2	-1.2	-0.5	-0.2	2.8
Softwood plywood products: rough, sanded, and specialties.....	08	3103035	3.1	-2.5	0.9	1.3	-3.0	0.1
Hardwood veneer and plywood.....	08	35	-4.6	-0.5	0.1	-0.1	-0.7	0.1
Hardwood veneer and plywood.....	08	3501	-4.6	-0.5	0.1	-0.1	-0.7	0.1
Hardwood veneer, including veneer backed with paper, cloth, or other flexible material.....	08	350102	-4.6	-1.2	0.4	-0.2	-0.5	0.0
Hardwood plywood.....	08	350104	-5.2	-0.2	0.0	-0.4	-0.9	0.4
Hardwood veneered panels, including two-ply veneers.....	08	350107	-3.3	1.0	-0.8	0.7	-0.8	-0.3
Other wood products.....	08	4	-4.3	0.0	-0.1	-0.8	-0.3	0.0
Wood pallets and pallet containers, wood and metal combination.....	08	41	-11.5	-1.3	-0.6	-0.8	-1.1	-0.4
Wood pallets and pallet containers.....	08	4101	-11.5	-1.3	-0.6	-0.8	-1.1	-0.4
Wood pallets and pallet containers, wood and metal combination.....	08	410101	-11.5	-1.3	-0.6	-0.8	-1.1	-0.4
Wood boxes.....	08	42	-9.5	-1.2	-0.1	-3.1	-0.2	-1.2
Wood boxes.....	08	4201	-9.5	-1.2	-0.1	-3.1	-0.2	-1.2
Nailed and lock-corner wood boxes.....	08	420101	0.0	0.0	0.0	0.0	0.0	0.0
Wood box and crate shook.....	08	420102	-10.7	-2.6	-0.2	-0.8	-0.4	-2.7
Other wood container parts and wood containers.....	08	420127	-10.7	0.0	0.0	-6.2	0.0	0.0
Miscellaneous wood products.....	08	49	6.3	1.7	0.6	-0.3	0.6	0.6
Wood ties, siding, shingles, and shakes, and contract sawing of logs owned by others.....	08	4903	4.7	-1.0	-1.6	-0.2	-1.7	0.0
Wood ties, siding, shingles, and shakes, and contract sawing of logs owned by others.....	08	490301	4.7	-1.0	-1.6	-0.2	-1.7	0.0
Sawn wood fence stock, wood lath, and contract resawing and planing.....	08	4904	0.0	0.0	0.0	0.0	0.0	0.0

See footnotes at end of table.

Table 7. Producer price index percentage changes for commodity and service groupings and individual items, not seasonally adjusted — Continued
 [March 2024]

Title	Commodity code		Unadjusted 12-month percent change ¹	Unadjusted 1-month percent change ¹				
	Group code	Item code		Mar. 2023 to Mar. 2024 ^P	Oct. to Nov.	Nov. to Dec. ^P	Dec. to Jan. ^P	Jan. to Feb. ^P
Sawn wood fence stock, wood lath, and contract resawing and planing.....	08	490401	0.0	0.0	0.0	0.0	0.0	0.0
All other miscellaneous wood products.....	08	4909	7.1	2.1	0.8	-0.4	0.9	0.8
All other miscellaneous wood products.....	08	490901	7.1	2.1	0.8	-0.4	0.9	0.8
Logs, bolts, timber, pulpwood and wood chips.....	08	5	-2.7	-1.1	-0.3	0.1	-0.4	0.1
Logs, bolts, timber, pulpwood and wood chips.....	08	51	-2.7	-1.1	-0.3	0.1	-0.4	0.1
Logs, bolts, timber, pulpwood and wood chips.....	08	5105	-2.7	-1.1	-0.3	0.1	-0.4	0.1
Logs, bolts, timber and pulpwood.....	08	510502	-2.3	-1.1	-0.1	0.0	-0.5	0.1
Wood chips, excluding field chips.....	08	510505	-4.2	-0.9	-1.0	0.8	0.3	-0.2
Prefabricated wood buildings & components.....	08	6	2.7	-0.2	0.0	0.3	-0.1	0.5
Prefabricated wood buildings & components.....	08	61	2.7	-0.2	0.0	0.3	-0.1	0.5
Prefabricated wood buildings and components.....	08	6101	2.7	-0.2	0.0	0.3	-0.1	0.5
Prefabricated stationary wood buildings, components (not sold as complete units).....	08	610101	4.9	-0.1	-1.3	3.9	0.0	0.1
Prefabricated stationary wood buildings, precut packages (complete units).....	08	610102	0.5	-0.5	0.0	-1.2	0.0	0.5
Prefabricated stationary wood buildings, shipped in panel form (complete units).....	08	610103	4.1	-0.3	0.5	0.1	-0.2	0.8
Prefabricated stationary wood buildings, shipped in three-dimensional assemblies.....	08	610104	1.8	0.0	-0.4	0.6	0.0	0.3
Prefabricated stationary wood buildings, three-dimensional assemblies, residential.....	08	6101041	2.0	0.0	-0.4	0.7	0.0	0.3
Prefabricated stationary wood buildings, three-dimensional assemblies, nonresidential.....	08	6101042	0.1	0.0	0.0	0.0	0.0	0.0
Treated wood and contract wood preserving.....	08	7	1.5	-0.7	1.2	-0.1	-0.4	0.3
Treated wood and contract wood preserving.....	08	71	1.5	-0.7	1.2	-0.1	-0.4	0.3
Treated wood.....	08	7101	1.6	-0.7	1.2	-0.1	-0.5	0.3
Wood poles, piles, and posts owned and treated by the same establishment.....	08	710101	4.5	-0.2	1.6	-0.6	-0.4	0.4
Other wood products owned and treated by the same establishment.....	08	710102	-1.9	-1.4	0.7	0.6	-0.5	0.2
Contract wood preservation.....	08	7102	0.4	0.0	0.3	0.0	0.5	0.0
Receipts for treating wood owned by others w/ arsenical chemicals, creosote, & other chemicals.....	08	710201	0.4	0.0	0.3	0.0	0.5	0.0
Pulp, paper, and allied products.....	09	-	-0.3	0.0	-0.1	0.4	0.2	0.1
Pulp, paper, and prod., ex. bldg. paper.....	09	1	-1.6	0.0	-0.3	0.3	0.3	-0.1
Wood pulp.....	09	11	-15.4	1.8	2.7	1.8	1.5	1.8
Wood pulp.....	09	1105	-15.4	1.8	2.7	1.8	1.5	1.8
Wood pulp.....	09	110501	-15.4	1.8	2.7	1.8	1.5	1.8
Special alpha and dissolving wood pulp, incl. sulfite and sulfate and other wood pulp.....	09	1105012	-14.8	2.0	3.3	1.9	1.6	2.0
All other miscellaneous pulp, other than wood, and pulp mill byproducts incl. turpentine.....	09	1105017	-20.2	0.2	-1.6	0.4	0.0	0.0
Recyclable paper.....	09	12	77.5	4.0	2.7	8.0	3.0	5.0
News and other low grade recyclable paper.....	09	1201	-	7.1	4.2	13.8	3.5	-
News and other low grade recyclable paper.....	09	120125	-	7.1	4.2	13.8	3.5	-
Corrugated recyclable paper.....	09	1203	107.8	3.3	1.6	6.5	3.0	9.1
Corrugated recyclable paper.....	09	120325	107.8	3.3	1.6	6.5	3.0	9.1
High grade recyclable paper (including pulp substitutes and deinking).....	09	1207	27.1	5.4	5.9	10.9	2.8	-5.3
High grade recyclable (including pulp substitutes and deinking).....	09	120725	27.1	5.4	5.9	10.9	2.8	-5.3
Paper.....	09	13	-0.9	-0.1	0.1	0.3	0.3	-0.5
Writing and printing papers.....	09	1301	-3.1	0.1	0.0	0.7	0.0	-1.5
Bleached bristol, clay-coated, uncoated, and industrial converted paper.....	09	130119	-2.5	0.1	0.1	0.6	0.0	-1.5
Newsprint.....	09	1302	-21.9	-5.1	-0.1	-1.5	-2.6	0.0
Newsprint.....	09	130291	-21.9	-5.1	-0.1	-1.5	-2.6	0.0
Packaging and industrial converting paper.....	09	1303	2.3	0.1	0.1	-0.1	0.8	0.6
Coated and laminated single and multi-web paper.....	09	130321	-1.8	0.0	0.2	0.7	0.0	0.0
Single-web paper, rolls and sheets, including waxed, for flexible packaging uses.....	09	1303211	-0.1	0.0	0.0	0.1	0.0	0.0
Multiweb laminated rolls and sheets, except foil, for flexible packaging uses.....	09	1303213	-3.4	0.0	0.4	1.4	0.0	0.0
Coated and laminated single and multi-web film.....	09	130322	3.1	0.2	0.0	-0.3	1.0	0.7
Single-web film, rolls, and sheets, including coextruded, for flexible packaging uses.....	09	130322A	4.5	0.0	-0.1	0.7	1.0	0.9
Single-web film, rolls, and sheets for flexible packaging uses.....	09	130322A1	4.8	0.1	0.0	0.9	0.7	0.9
Coextruded single-web film, for flexible packaging uses.....	09	130322A2	3.4	-0.7	-0.8	-0.2	2.4	0.5

See footnotes at end of table.

Table 7. Producer price index percentage changes for commodity and service groupings and individual items, not seasonally adjusted — Continued
 [March 2024]

Title	Commodity code		Unadjusted 12-month percent change ¹	Unadjusted 1-month percent change ¹				
	Group code	Item code		Mar. 2023 to Mar. 2024 ^P	Oct. to Nov.	Nov. to Dec. ^P	Dec. to Jan. ^P	Jan. to Feb. ^P
All other coated and processed papers.....	09	1305	-0.6	-1.4	0.5	0.7	-0.2	-0.5
Converted foil for nonpackaging applications.....	09	130505	1.0	0.0	0.0	0.0	0.0	0.0
Other coated and processed papers, except for packaging uses.....	09	130506	-0.9	-1.7	0.7	0.8	-0.2	-0.7
Paperboard.....	09	14	-5.7	-0.1	-1.5	0.7	-0.2	0.1
Corrugated paperboard in sheets and rolls, lined and unlined.....	09	1405	-2.6	-0.6	0.5	1.1	0.0	0.0
Corrugated paperboard in sheets and rolls, lined and unlined.....	09	140551	-2.6	-0.6	0.5	1.1	0.0	0.0
Paperboard, excluding corrugated paperboard in sheets and rolls.....	09	1411	-6.3	0.0	-2.0	0.7	-0.2	0.2
Recycled paperboard.....	09	141105	-8.1	0.1	-0.6	-0.9	-0.6	0.3
Unbleached kraft packaging and industrial converting paperboard.....	09	141107	-8.8	0.0	-3.6	0.3	-0.2	0.2
Bleached packaging and industrial converting paperboard.....	09	141112	-2.3	0.0	0.0	0.0	0.0	0.0
Converted paper and paperboard products.....	09	15	-2.1	-0.2	-0.3	-0.4	0.2	-0.4
Sanitary paper products, including stock.....	09	1501	-2.9	-0.4	-1.3	-0.2	0.2	-0.6
Sanitary paper products, including stock.....	09	150123	-2.9	-0.4	-1.3	-0.2	0.2	-0.6
Sanitary tissue paper products, made in paper mills.....	09	1501233	-3.4	-0.7	-0.6	-0.2	0.0	-0.1
Disposable diapers and similar disposable products, purchased sanitary paper stock and wadding.....	09	1501234	0.0	0.0	0.0	0.0	0.0	0.0
Sanitary tissue paper products, made from purchased sanitary paper stock or wadding.....	09	1501235	-4.3	0.0	-4.2	-0.2	0.8	-2.5
Paper, plastic, and foil bags.....	09	1502	0.9	0.0	-0.1	0.1	-0.1	0.1
Uncoated single-web paper grocers' bags and sacks and variety and shopping bags.....	09	150214	14.1	0.0	0.0	0.0	0.0	0.0
Specialty bags, pouches and liners.....	09	150216	-0.1	0.0	-0.1	0.1	-0.1	0.1
Plastics, foil, and coated paper bags.....	09	1502161	-1.1	0.0	0.0	0.0	-1.0	-0.1
Specialty bags, pouches, and liners, multiweb laminations and foil, except film-film.....	09	15021612	-1.0	0.0	0.0	0.1	-0.8	-0.1
Single-web film specialty bags, pouches, and liners.....	09	1502162	0.0	0.0	-0.1	0.1	0.0	0.1
Polyethylene grocery and variety bags and pouches.....	09	15021621	-1.8	0.0	0.0	0.0	0.1	0.0
Polyethylene refuse bags.....	09	15021622	-1.5	0.6	-0.5	-0.4	-1.2	-0.2
Other polyethylene bags, pouches, and liners.....	09	15021625	1.6	-0.4	0.0	0.7	0.3	0.4
Coextruded single-web film specialty bags, pouches, & liners.....	09	15021626	1.1	0.3	0.0	0.0	1.0	0.0
Multiweb film/film combination specialty bags, pouches and liners.....	09	1502163	-1.4	0.0	0.0	0.1	-1.5	0.9
Paper boxes and containers.....	09	1503	-3.6	-0.3	-0.1	-0.5	0.0	-0.6
Corrugated shipping containers.....	09	150301	-6.0	0.0	0.0	-1.5	-0.4	0.2
Corrugated shipping containers for food and beverages and carryout boxes for retail food.....	09	1503011	-5.3	0.0	0.0	-1.0	-0.3	-0.2
Corrugated shipping containers for paper and allied products.....	09	1503012	-11.3	0.0	-0.1	-0.2	-0.1	1.2
Corrugated shipping containers for metal and electrical machinery.....	09	1503013	-7.0	0.0	0.0	-5.8	0.0	0.1
Corrugated shipping containers for all other end uses.....	09	1503014	-4.1	0.0	0.0	-0.9	-0.7	0.3
Setup (rigid) paperboard boxes.....	09	150322	2.4	0.6	2.6	0.0	0.0	0.2
Folding paperboard boxes, packaging, and packaging components.....	09	150336	0.8	-1.1	-0.3	1.3	0.9	-2.2
Folding paperboard boxes, packaging, and packaging components.....	09	15033601	0.8	-1.1	-0.3	1.3	0.9	-2.2
Paperboard fiber drums with ends of any material.....	09	150337	1.1	-2.4	0.0	0.1	0.4	0.4
Other corrugated and solid fiber products, including containers, pallets, pads, etc.....	09	1504	1.3	0.7	1.7	-0.2	0.2	0.4
Other corrugated and solid fiber products, including containers, pallets, pads, etc.....	09	150441	1.3	0.7	1.7	-0.2	0.2	0.4
Office supplies and accessories.....	09	1506	1.0	0.7	0.3	-1.8	1.7	0.5
Envelopes.....	09	150636	-2.5	1.0	-0.6	-2.5	-0.8	1.1
Die-cut paper and paperboard office supplies.....	09	150646	13.8	7.3	0.0	6.1	0.0	0.0
Paper supplies for business machines and other misc. unprinted office supplies.....	09	150655	2.5	-2.4	2.3	-6.6	9.4	-0.3
Tablets, pads, and related products.....	09	150657	-0.3	0.4	-0.1	0.0	0.0	0.0
Fiber cans, tubes, and similar fiber products.....	09	1507	0.9	-0.2	0.1	0.0	0.0	-0.8
Fiber cans, all fiber and composite.....	09	150731	2.5	0.3	0.4	0.1	0.0	-3.5
Fiber cores and tubes.....	09	150732	-0.2	-0.4	0.0	0.0	0.0	0.6
Paperboard cones, reels, spools, bobbins, blocks, and all vulcanized fiber products.....	09	150733	8.4	0.0	0.0	0.0	0.0	0.0
Molded pulp goods, including egg cartons, florists pots, food trays, etc.....	09	1508	-6.3	-0.7	-0.6	-0.4	1.8	-3.5
Molded pulp goods, including egg cartons, florists pots, food trays, etc.....	09	150814	-6.3	-0.7	-0.6	-0.4	1.8	-3.5
Miscellaneous converted paper and paperboard products.....	09	1509	-0.5	-0.3	-0.2	0.3	1.0	-0.1
Pasted, lined, laminated, or surface-coated paperboard.....	09	150901	-1.7	0.0	0.0	0.0	-0.3	0.0
Wallcoverings.....	09	150902	0.4	0.0	0.0	0.0	0.0	0.0
Other sanitary paper products & misc. converted paper & paperboard products.....	09	150999	-0.3	-0.4	-0.3	0.3	1.3	-0.2
Miscellaneous converted paper and paperboard products.....	09	1509992	-0.7	-0.4	-0.3	0.3	1.3	-0.2
Pressure-sensitive products.....	09	16	-2.0	-0.1	-0.9	0.0	-0.5	0.3
Pressure-sensitive products.....	09	1601	-2.0	-0.1	-0.9	0.0	-0.5	0.3

See footnotes at end of table.

Table 7. Producer price index percentage changes for commodity and service groupings and individual items, not seasonally adjusted — Continued
 [March 2024]

Title	Commodity code		Unadjusted 12-month percent change ¹	Unadjusted 1-month percent change ¹				
	Group code	Item code		Mar. 2023 to Mar. 2024 ^P	Oct. to Nov.	Nov. to Dec. ^P	Dec. to Jan. ^P	Jan. to Feb. ^P
Pressure-sensitive products.....	09	160101	-2.0	-0.1	-0.9	0.0	-0.5	0.3
Building paper & building board mill prods.....	09	2	13.3	-2.4	3.0	0.7	-0.5	2.5
Hardboard, particleboard & fiberboard prods.....	09	22	13.3	-2.4	3.0	0.7	-0.5	2.5
Particleboard and fiberboard.....	09	2201	14.0	-2.5	3.2	0.7	-0.5	2.6
Particleboard made from particleboard produced at the same location...	09	220125	-6.2	-1.3	-1.9	2.1	-0.6	0.0
Medium density fiberboard (MDF) made from MDF produced at the same location.....	09	220131	-	-	-	-	-0.4	0.0
Prefinished particleboard and medium density fiberboard (MDF) made from purchased materials.....	09	220141	-14.7	0.0	-1.0	-2.7	0.0	0.0
Hardboard products.....	09	2202	-0.4	0.0	-0.4	0.5	0.0	0.0
Hardboard products.....	09	220206	-0.4	0.0	-0.4	0.5	0.0	0.0
Publications, printed matter and printing material.....	09	4	1.8	0.1	0.0	0.8	0.2	0.1
Books printing.....	09	44	4.4	1.4	-0.5	2.2	0.5	0.0
Books printing.....	09	4401	4.4	1.4	-0.5	2.2	0.5	0.0
Books printing.....	09	440114	4.4	1.4	-0.5	2.2	0.5	0.0
Textbook printing and binding.....	09	4401141	-3.0	0.0	0.0	0.0	-0.8	0.0
Technical, scientific, & professional book printing & binding.....	09	4401143	-8.3	0.0	-7.0	0.0	-0.5	0.0
Religious book printing and binding.....	09	4401145	-1.8	0.8	0.0	0.0	-1.5	0.0
General book (trade, etc.) printing and binding.....	09	4401147	13.5	3.2	0.0	4.2	2.0	0.0
Other book and pamphlet printing and binding.....	09	440114E	2.4	0.0	-0.1	2.5	0.0	0.0
Manifold business forms printing.....	09	45	3.3	0.0	0.0	3.3	0.0	0.0
Manifold business forms printing.....	09	4501	3.3	0.0	0.0	3.3	0.0	0.0
Manifold business forms printing, excluding checkbooks.....	09	450105	3.3	0.0	0.0	3.3	0.0	0.0
Commercial printing.....	09	47	1.7	0.1	0.0	0.8	0.2	0.1
Magazine and periodical printing.....	09	4701	-1.9	0.0	-0.1	-0.3	0.0	0.0
Magazine and periodical printing (lithographic).....	09	470102	-1.9	0.0	-0.1	-0.3	0.0	0.0
Label and wrapper printing for packaging.....	09	4702	-0.4	0.0	0.0	0.0	0.0	0.0
Label and wrapper printing (lithographic).....	09	470202	-2.0	0.0	0.0	0.0	0.0	0.0
Label and wrapper printing (flexographic).....	09	470205	0.5	0.0	0.0	0.0	0.0	0.0
Catalog and directory printing.....	09	4703	-0.9	0.0	0.0	0.5	0.0	0.0
Catalog and directory printing (lithographic).....	09	470302	-0.9	0.0	0.0	0.5	0.0	0.0
Advertising printing.....	09	4705	0.1	0.0	0.0	0.3	0.0	-0.1
Advertising printing (lithographic).....	09	470506	0.2	0.0	0.0	0.3	0.0	-0.1
Other general job printing.....	09	4706	4.4	0.0	0.0	0.2	1.1	0.0
Quick printing.....	09	470604	14.7	0.0	0.0	1.6	8.6	0.0
Other commercial and general job printing.....	09	470609	2.6	0.0	0.0	0.0	0.0	0.0
Other commercial and general job printing (lithographic).....	09	4706091	2.7	0.0	0.0	0.0	0.0	0.0
All other commercial and general job printing.....	09	4706094	1.4	0.0	0.0	0.0	0.0	0.0
Other commercial printing, incl. screen, engraving, digital, & general job exc. labels/wrappers.....	09	4711	3.8	0.2	0.2	1.9	0.0	0.4
Commercial screen printing, excluding on garments, apparel accessories, & other fabric articles.....	09	471101	1.7	0.0	0.0	1.4	0.0	0.4
Screen printing (excluding on textiles, apparel, apparel accessories, and labels).....	09	4711012	1.7	0.0	0.0	1.4	0.0	0.4
Other commercial and general job screen printing.....	09	47110123	3.4	0.0	0.0	2.4	0.0	1.0
Digital printing.....	09	471103	4.5	0.2	0.2	2.3	0.0	0.5
Blankbooks, binders, and bookbinding work.....	09	48	0.4	0.0	0.1	0.0	0.4	0.3
Tradebinding and related work.....	09	4802	0.6	0.1	0.1	-0.1	0.6	0.5
Miscellaneous binding and postpress work, incl collating, perforating, folding, gluing, etc.....	09	480203	-2.7	-0.4	-0.3	-0.2	0.0	0.0
Softcover, pamphlet, sample book, and other binding of books and materials printed elsewhere.....	09	480204	1.2	0.1	0.0	0.0	0.1	0.4
Services for the printing trade.....	09	49	1.1	0.0	0.0	0.0	0.2	0.0
Prepress services, including platemaking.....	09	4905	1.1	0.0	0.0	0.0	0.2	0.0
Prepress services, excl platemaking (incl film, assembled flats, color sep., typesetting, etc.).....	09	490501	0.7	0.0	0.0	0.0	0.0	0.0
Printing plates and cylinders, prepared for printing (excl blank plates and blank cylinders).....	09	490502	1.8	0.0	0.0	0.0	0.6	0.0
Metals and metal products.....	10	-	-1.6	-0.1	1.4	1.3	0.5	-1.4
Iron and steel.....	10	1	-5.9	-0.7	3.5	4.0	1.8	-6.9
Iron ores.....	10	11	-6.8	-0.7	-0.3	0.6	-0.9	0.0
Iron ores.....	10	1105	-6.8	-0.7	-0.3	0.6	-0.9	0.0
Iron ores.....	10	110555	-6.8	-0.7	-0.3	0.6	-0.9	0.0
Iron and steel scrap.....	10	12	-18.1	3.8	9.6	2.0	-2.9	-9.6

See footnotes at end of table.

Table 7. Producer price index percentage changes for commodity and service groupings and individual items, not seasonally adjusted — Continued
 [March 2024]

Title	Commodity code		Unadjusted 12-month percent change ¹	Unadjusted 1-month percent change ¹				
	Group code	Item code		Mar. 2023 to Mar. 2024 ^P	Oct. to Nov.	Nov. to Dec. ^P	Dec. to Jan. ^P	Jan. to Feb. ^P
Carbon steel scrap.....	10	1211	-18.4	4.4	9.8	2.4	-2.8	-10.8
Heavy melting scrap.....	10	121191	-16.3	0.4	3.9	4.7	-1.9	-9.8
Carbon steel scrap bundles.....	10	121192	-23.6	7.5	18.1	-1.2	-5.2	-12.2
Shredded carbon steel scrap.....	10	121193	-17.6	5.1	10.1	3.4	-2.4	-11.1
Cut plate and structural scrap.....	10	121194	-18.8	4.2	9.2	-0.5	-2.1	-11.3
Stainless and other alloy steel scrap.....	10	1212	0.2	-1.8	6.5	-1.5	-2.3	8.2
Stainless and other alloy steel scrap.....	10	121208	0.2	-1.8	6.5	-1.5	-2.3	8.2
Cast iron scrap.....	10	1213	-26.9	2.3	8.7	-0.7	-3.3	-5.7
Cast iron scrap.....	10	121308	-26.9	2.3	8.7	-0.7	-3.3	-5.7
Other ferrous scrap.....	10	1215	-	-5.6	12.7	-2.1	-	-
Other ferrous scrap.....	10	121501	-	-5.6	12.7	-2.1	-	-
Foundry and forge shop products.....	10	15	1.8	-0.1	0.9	0.7	0.5	0.3
Pressure and soil pipe and fittings, cast iron.....	10	1502	1.5	0.4	0.0	2.1	0.0	0.0
Cast iron pressure and soil pipe and fittings, except ductile pressure pipe.....	10	150227	-	0.6	0.0	4.6	0.0	0.0
Other gray and ductile iron castings.....	10	1504	1.4	-0.1	0.2	1.5	0.1	-0.3
Ductile iron castings (excluding pressure pipe & fittings).....	10	150413	1.0	-0.2	0.3	1.2	0.1	-0.6
Gray iron castings (including molds and stools for heavy steel ingots).....	10	150419	2.1	0.1	0.0	2.0	0.1	0.0
Standard and pearlitic malleable iron castings.....	10	1505	-	-0.3	43.3	1.2	0.0	0.0
Standard and pearlitic malleable iron castings.....	10	150501	-	-0.3	43.3	1.2	0.0	0.0
Steel investment castings.....	10	1506	-2.4	0.0	0.0	0.0	0.0	0.0
Steel investment castings.....	10	150624	-2.4	0.0	0.0	0.0	0.0	0.0
Carbon steel castings, except investment.....	10	1507	5.9	0.0	0.0	0.4	0.1	0.0
Carbon steel castings, except investment.....	10	150701	5.9	0.0	0.0	0.4	0.1	0.0
High alloy steel castings, excluding investment.....	10	1508	0.7	-0.2	0.0	-0.2	0.0	0.0
High alloy steel castings, excluding investment.....	10	150801	0.7	-0.2	0.0	-0.2	0.0	0.0
Other alloy steel castings, except investment.....	10	1509	7.0	1.1	0.0	-3.9	0.0	0.0
Other alloy steel castings, except investment.....	10	150901	7.0	1.1	0.0	-3.9	0.0	0.0
Other forge shop products.....	10	1513	1.0	-0.5	0.0	0.9	1.6	1.4
Closed die forgings, ferrous.....	10	151359	3.3	-0.8	-0.2	1.5	2.3	2.0
Hot impression die impact, press and upset steel forgings.....	10	15135912	3.9	-0.8	-0.2	1.6	2.6	2.3
Hot impression die impact, press, and upset carbon steel forgings.....	10	151359121	-	-1.6	0.0	4.2	-	-
Hot impression die impact, press, & upset alloy steel forgings, except stainless and high temp.....	10	151359122	-4.5	-0.2	-0.4	-0.7	0.6	-0.1
Steel mill products.....	10	17	-3.6	-2.0	2.4	5.4	3.4	-7.8
Semifinished steel mill products.....	10	1702	-4.5	-3.7	0.4	2.2	-1.2	0.1
Hot rolled steel bars, plates, and structural shapes.....	10	1704	-0.9	-1.1	-0.5	0.1	2.4	0.9
Hot rolled steel bars, plates, & structural shapes, alloy.....	10	170406	-2.0	-	-	-	-2.0	-0.6
Hot rolled steel bars, plates, and structural shapes, carbon.....	10	170410	-0.5	-1.0	-0.5	0.0	2.8	1.0
Steel wire.....	10	1705	-8.6	-1.0	0.4	0.6	0.1	-1.5
Steel wire, carbon.....	10	170501	-6.2	-1.3	0.2	0.6	0.1	-0.4
Steel pipe and tube.....	10	1706	-10.3	0.2	-0.8	2.2	1.3	-2.6
Steel pipe and tube, carbon.....	10	170652	-9.7	0.3	-1.0	3.2	1.6	-3.3
Steel pipe and tube, stainless steel.....	10	170674	-9.8	-1.1	-1.2	0.1	-0.1	-0.2
Cold rolled steel sheet and strip.....	10	1707	16.7	0.0	14.6	4.7	4.8	-12.6
Cold rolled steel sheet and strip.....	10	170710	16.7	0.0	14.6	4.7	4.8	-12.6
Cold finished steel bars and bar shapes.....	10	1708	-8.0	-1.7	-1.0	3.2	0.0	-1.7
Cold finished steel bars and bar shapes.....	10	170810	-8.0	-1.7	-1.0	3.2	0.0	-1.7
Electrometallurgical ferroalloy products.....	10	1712	-26.5	-3.3	-1.0	-6.2	-1.6	-5.0
Electrometallurgical ferroalloy products.....	10	171201	-26.5	-3.3	-1.0	-6.2	-1.6	-5.0
Nonferrous metals.....	10	2	-1.3	0.3	0.8	-0.4	0.0	2.7
Nonferrous metal ores.....	10	21	1.3	2.0	1.0	-1.0	-1.0	8.2
Primary nonferrous metals.....	10	22	6.6	0.6	-1.0	0.6	3.6	1.1
Primary nonferrous metals.....	10	2201	6.6	0.6	-1.0	0.6	3.6	1.1
Other nonferrous metals, unalloyed.....	10	220181	-	1.2	-0.7	-0.2	-	-
Nonferrous scrap.....	10	23	-1.7	-0.6	3.1	-1.9	-0.5	4.2
Copper base scrap.....	10	2301	1.8	0.5	1.8	-0.4	1.9	5.0
No. 1 copper scrap, including wire.....	10	230101	1.3	0.9	1.8	-0.1	0.8	6.5
No. 2 copper scrap, including wire.....	10	230102	1.4	1.7	3.3	-1.3	2.0	6.1
Yellow brass scrap.....	10	230103	0.8	-1.5	0.4	-0.6	4.9	0.2
Aluminum base scrap.....	10	2302	6.4	2.6	1.9	-0.2	3.4	-1.0
Used beverage can scrap.....	10	230205	-8.6	1.0	-2.0	3.7	6.1	7.2
Other nonferrous scrap (including lead, zinc and precious metals).....	10	2303	-13.3	-5.4	6.3	-5.5	-7.7	10.0

See footnotes at end of table.

Table 7. Producer price index percentage changes for commodity and service groupings and individual items, not seasonally adjusted — Continued
 [March 2024]

Title	Commodity code		Unadjusted 12-month percent change ¹	Unadjusted 1-month percent change ¹				
	Group code	Item code		Mar. 2023 to Mar. 2024 ^P	Oct. to Nov.	Nov. to Dec. ^P	Dec. to Jan. ^P	Jan. to Feb. ^P
Other nonferrous scrap (including lead, zinc and precious metals).....	10	230309	-13.3	-5.4	6.3	-5.5	-7.7	10.0
Secondary nonferrous metals.....	10	24	-4.6	0.2	0.0	0.4	-1.1	3.4
Secondary aluminum.....	10	2402	-13.6	-2.3	0.2	-1.1	0.2	0.3
Secondary aluminum.....	10	240229	-13.6	-2.3	0.2	-1.1	0.2	0.3
Secondary copper, alloyed and unalloyed.....	10	2403	5.6	0.5	0.5	0.7	-0.4	1.8
Secondary copper, alloyed and unalloyed.....	10	240339	5.6	0.5	0.5	0.7	-0.4	1.8
Secondary precious metals.....	10	2406	13.0	5.0	0.7	2.7	-2.1	8.7
Secondary precious metals.....	10	240669	13.0	5.0	0.7	2.7	-2.1	8.7
All other miscellaneous secondary nonferrous metals, including lead and zinc.....	10	2408	-5.0	1.1	-1.4	1.2	-3.7	6.1
All other miscellaneous secondary nonferrous metals, including lead and zinc.....	10	240801	-5.0	1.1	-1.4	1.2	-3.7	6.1
Nonferrous mill shapes.....	10	25	-4.5	-0.1	0.1	-0.1	0.1	0.2
Aluminum mill shapes.....	10	2501	-6.6	-0.1	-0.3	-0.7	0.2	-0.5
Extruded aluminum shapes, including rod, bar, and wire.....	10	250162	-7.7	-0.3	-0.3	-0.2	-0.2	-0.4
Copper and brass mill shapes.....	10	2502	-3.1	-0.3	1.0	0.8	-0.8	2.0
Copper and copper alloy sheet, strip and plate.....	10	250237	-	-0.6	1.9	0.0	-0.8	-
Copper and copper alloy rod, bar and shapes.....	10	250238	-2.0	-0.1	0.3	1.6	-1.3	2.7
Copper and copper alloy pipe and tube.....	10	250239	-9.0	-0.4	1.9	-0.4	0.5	0.0
Nickel and nickel-base alloy mill shapes.....	10	2504	-6.7	0.0	-0.1	-4.2	4.6	-0.3
Nickel and nickel-base alloy mill shapes.....	10	250466	-6.7	0.0	-0.1	-4.2	4.6	-0.3
Titanium and titanium-base alloy mill shapes.....	10	2505	2.3	-0.1	0.0	-0.2	1.2	0.0
Titanium and titanium-base alloy mill shapes.....	10	250505	2.3	-0.1	0.0	-0.2	1.2	0.0
Other nonferrous mill shapes.....	10	2519	7.6	0.1	-0.2	6.6	-0.1	-0.3
All other nonferrous metal mill shapes, except precious metal.....	10	251935	11.8	0.2	-0.2	7.7	2.4	-0.5
Nonferrous wire and cable.....	10	26	-2.8	0.1	0.4	0.2	0.2	0.5
Nonferrous wire and cable.....	10	2603	-2.8	0.1	0.4	0.2	0.2	0.5
Electronic wire and cable.....	10	260301	-2.4	0.0	0.0	0.0	0.0	0.6
Copper wire and cable.....	10	260314	-3.0	0.3	1.5	0.4	0.1	1.6
Power wire and cable.....	10	260332	11.4	1.0	-1.7	-0.1	-0.1	-2.3
Fiber optic cable.....	10	260333	-10.7	-2.5	0.0	-1.3	0.0	0.0
Other wire and cable.....	10	260398	5.3	0.8	-2.0	1.5	2.1	-0.7
Nonferrous forge shop products.....	10	27	7.1	0.7	0.3	0.1	0.7	0.7
Nonferrous forge shop products.....	10	2701	7.1	0.7	0.3	0.1	0.7	0.7
Nonferrous forge shop products.....	10	270111	7.1	0.7	0.3	0.1	0.7	0.7
Hot impression die, impact, press and upset aluminum and other nonferrous forgings.....	10	27011111	7.8	0.8	0.3	0.1	0.8	0.8
Hot impression die, impact, press and upset aluminum and aluminum alloy forgings.....	10	27011111	3.6	0.0	0.5	-0.4	-0.1	1.5
Hot impression die, impact, press and upset titanium and titanium alloy forgings.....	10	27011112	8.7	1.8	0.0	0.0	2.0	0.0
Other nonferrous hot impression die impact, press, and upset forgings.....	10	27011113	40.1	0.0	0.6	4.7	0.0	1.2
Nonferrous foundry shop products.....	10	28	3.2	-0.3	0.4	0.8	1.1	0.1
Aluminum castings.....	10	2802	1.3	-0.4	0.4	0.4	1.1	0.1
Aluminum die-castings.....	10	280207	-1.5	-0.6	0.9	-0.8	0.3	0.0
Aluminum castings, excluding die-castings.....	10	280208	5.9	0.0	-0.2	2.4	2.5	0.1
Castings, nonferrous (except aluminum).....	10	2807	7.0	-0.2	0.4	1.6	0.9	0.3
Castings, nonferrous (except aluminum).....	10	280701	7.0	-0.2	0.4	1.6	0.9	0.3
Nonferrous die-castings (except aluminum).....	10	2807011	-2.3	0.1	0.0	-0.1	-0.6	-0.2
Copper base castings (excluding die-castings).....	10	2807013	-1.5	-0.6	1.1	-0.1	0.2	1.1
Metal containers.....	10	3	-2.3	-0.5	0.0	0.4	0.2	-0.2
Metal cans and can components.....	10	31	-3.1	0.0	0.0	0.5	0.0	-0.2
Steel cans and tinware end products.....	10	3102	-	0.0	0.0	-0.4	0.0	-
Steel cans and tinware end products.....	10	310231	-	0.0	0.0	-0.4	0.0	-
Aluminum cans and can components.....	10	3103	-4.1	0.0	0.0	1.0	0.0	0.0
Aluminum cans and can components.....	10	310331	-4.1	0.0	0.0	1.0	0.0	0.0
Barrels, drums, pails and other metal containers.....	10	32	1.3	-2.4	0.1	0.2	1.1	0.0
Barrels, drums, pails and other metal containers.....	10	3201	1.3	-2.4	0.1	0.2	1.1	0.0
Steel shipping barrels and drums (excl. beer barrels) (more than 12-gallon capacity).....	10	320106	6.3	-6.5	0.3	0.0	5.2	0.0
All other metal containers.....	10	320107	-1.4	0.0	0.0	0.5	-0.8	0.0
Hardware.....	10	4	0.4	0.1	-0.1	-0.3	0.6	-0.1
Hardware, n.e.c.....	10	41	-0.1	0.2	-0.2	-0.7	1.2	-0.2

See footnotes at end of table.

Table 7. Producer price index percentage changes for commodity and service groupings and individual items, not seasonally adjusted — Continued
 [March 2024]

Title	Commodity code		Unadjusted 12-month percent change ¹	Unadjusted 1-month percent change ¹				
	Group code	Item code		Mar. 2023 to Mar. 2024 ^P	Oct. to Nov.	Nov. to Dec. ^P	Dec. to Jan. ^P	Jan. to Feb. ^P
Builders' hardware.....	10	4101	1.0	0.0	0.0	-1.1	2.1	0.0
Builders' hardware (lock units, key blanks, door & window hardware, cabinet hardware, etc.).....	10	410104	1.0	0.0	0.0	-1.1	2.1	0.0
Transportation equipment hardware.....	10	4103	-0.3	0.6	0.0	-0.2	0.0	0.0
Furniture hardware.....	10	4104	-1.7	0.0	0.0	-0.1	-0.4	0.0
Furniture hardware.....	10	410411	-1.7	0.0	0.0	-0.1	-0.4	0.0
Other miscellaneous hardware.....	10	4105	-4.4	0.0	-1.8	-0.2	1.5	-1.6
Other miscellaneous hardware.....	10	410502	-4.4	0.0	-1.8	-0.2	1.5	-1.6
Hand and edge tools.....	10	42	1.5	0.0	0.2	0.6	-0.6	0.1
Hand and edge tools.....	10	4201	1.5	0.0	0.2	0.6	-0.6	0.1
Mechanics hand service tools.....	10	420135	0.7	-0.2	0.8	0.0	-0.9	0.6
Edge tools, hand operated.....	10	420145	5.1	0.0	0.0	0.3	0.0	0.0
All other misc handtools, including cutting dies, machine & power-driven (except metal cutting).....	10	420155	0.6	0.0	0.0	1.2	-0.8	0.0
Plumbing fixtures and fittings.....	10	5	1.1	0.2	-0.3	1.3	0.2	0.1
Plumbing fixture fittings and trim.....	10	54	1.4	0.0	0.0	1.3	0.0	0.0
Plumbing fixtures, fittings, and trim.....	10	5402	1.4	0.0	0.0	1.3	0.0	0.0
Lavatory and sink fittings.....	10	540218	2.1	0.0	0.0	1.6	0.0	0.0
Miscellaneous plumbing fixtures, fittings, and trim.....	10	540223	1.3	0.0	0.0	1.3	0.0	0.0
Enameled iron & metal sanitary ware.....	10	56	-	1.3	-2.5	2.3	-	-
Enameled iron and metal sanitary ware.....	10	5601	-	1.3	-2.5	2.3	-	-
Enameled iron and metal sanitary ware.....	10	560102	-	1.3	-2.5	2.3	-	-
Heating equipment.....	10	6	3.6	0.0	0.2	0.6	0.1	1.8
Steam and hot water equipment.....	10	61	-	0.0	0.0	0.0	0.0	-
Steam and hot water equipment.....	10	6101	1.1	0.0	0.0	0.0	0.0	0.0
Cast iron heating boilers, radiators and convectors.....	10	610106	-	0.0	0.0	0.0	0.0	-
Furnaces and heaters, including parts.....	10	62	6.2	0.0	0.0	1.6	-0.2	3.2
Furnaces and heaters, including parts.....	10	6201	6.2	0.0	0.0	1.6	-0.2	3.2
Furnaces and heaters, including parts.....	10	620146	6.2	0.0	0.0	1.6	-0.2	3.2
Warm air furnaces, including parts.....	10	6201461	7.9	-0.1	0.0	2.2	-0.3	4.5
Warm air furnaces.....	10	62014611	8.2	-0.1	0.0	2.3	-0.3	4.2
Floor and wall furnaces, unit heaters, infrared heaters, & mechanical stokers, including parts.....	10	6201462	1.6	0.0	0.0	0.0	0.2	0.0
Other heating equipment, non-electric, including parts.....	10	63	2.3	0.2	0.9	-0.1	0.5	0.4
Other heating equipment, non-electric, including parts.....	10	6301	2.3	0.2	0.9	-0.1	0.5	0.4
Other heating equipment, non-electric, including parts.....	10	630161	2.3	0.2	0.9	-0.1	0.5	0.4
Domestic heating stoves.....	10	64	2.7	0.0	0.0	0.0	2.7	0.0
Domestic heating stoves.....	10	6401	2.7	0.0	0.0	0.0	2.7	0.0
Domestic heating stoves.....	10	640141	2.7	0.0	0.0	0.0	2.7	0.0
Domestic water heaters.....	10	66	1.7	0.0	0.0	0.0	0.0	1.6
Domestic water heaters.....	10	6601	1.7	0.0	0.0	0.0	0.0	1.6
Household water heaters, electric, for permanent installation.....	10	660101	2.0	0.0	0.0	0.0	0.0	1.9
Household water heaters, except electric.....	10	660114	1.5	0.0	0.0	0.1	0.0	1.4
Fabricated structural metal products.....	10	7	1.2	0.1	1.1	0.5	-0.3	0.0
Metal doors, sash, and trim.....	10	71	1.1	-0.1	0.0	0.0	0.1	0.0
Metal doors and frames (except storm).....	10	7102	1.7	-0.1	0.0	0.0	0.1	0.0
Metal doors and frames (except storm).....	10	710209	1.7	-0.1	0.0	0.0	0.1	0.0
Metal windows (except storm sash).....	10	7103	-0.5	-0.1	0.0	0.0	0.1	0.0
Metal windows (except storm sash).....	10	710313	-0.5	-0.1	0.0	0.0	0.1	0.0
Metal molding and trim and store fronts.....	10	7104	-0.1	0.0	0.0	0.0	0.0	0.0
Metal molding and trim and store fronts.....	10	710413	-0.1	0.0	0.0	0.0	0.0	0.0
Metal combination screen, storm sash, and storm doors.....	10	7105	0.1	0.0	0.0	0.0	0.1	0.0
Metal combination screen, storm sash, and storm doors.....	10	710515	0.1	0.0	0.0	0.0	0.1	0.0
Metal window and door screens (except combination screens) and metal weather strip.....	10	7107	-0.1	0.0	0.0	0.0	0.0	0.0
Metal window and door screens (except combination screens) and metal weather strip.....	10	710717	-0.1	0.0	0.0	0.0	0.0	0.0
Metal tanks.....	10	72	4.5	0.9	0.8	1.1	0.0	0.0
Metal tanks.....	10	7201	4.5	0.9	0.8	1.1	0.0	0.0
Metal tanks, heavy gauge, including field-erected.....	10	720123	4.5	0.9	0.8	1.1	0.0	0.0
Sheet metal products.....	10	73	2.4	-0.1	0.2	-0.1	0.7	0.5
Sheet metal products.....	10	7301	2.4	-0.1	0.2	-0.1	0.7	0.5

See footnotes at end of table.

Table 7. Producer price index percentage changes for commodity and service groupings and individual items, not seasonally adjusted — Continued
 [March 2024]

Title	Commodity code		Unadjusted 12-month percent change ¹	Unadjusted 1-month percent change ¹				
	Group code	Item code		Mar. 2023 to Mar. 2024 ^P	Oct. to Nov.	Nov. to Dec. ^P	Dec. to Jan. ^P	Jan. to Feb. ^P
Sheet metal air-conditioning ducts and stove pipe.....	10	730120	-1.4	0.0	0.0	0.0	0.0	-0.6
Sheet metal roofing and roof drainage equipment.....	10	730170	1.7	-1.2	0.7	0.8	-0.8	0.0
Sheet metal electronic enclosures.....	10	7301C	6.8	0.3	0.0	0.0	-0.1	0.8
Steel sheet metal computer & peripheral equipment enclosures.....	10	7301C1	11.5	0.3	0.1	0.2	-0.2	0.1
Aluminum sheet metal computer & peripheral equipment enclosures.....	10	7301C2	6.5	0.0	0.0	0.0	0.0	-0.2
Other sheet metal electronic enclosures (excl. computers).....	10	7301C3	2.4	0.3	-0.1	-0.1	-0.1	1.8
Other sheet metal work.....	10	7301G	3.4	-0.2	0.1	-0.2	2.0	1.3
Aluminum and other sheet metal work.....	10	7301G3	-1.5	-0.4	-0.2	-0.4	0.5	0.1
Structural, architectural, and pre-engineered metal products.....	10	74	-0.1	0.2	2.0	0.9	-1.0	-0.2
Fabricated structural metal.....	10	7405	-1.0	0.1	2.4	0.5	-1.7	-0.7
Fabricated structural metal bar joists and concrete reinforcing bars.....	10	74051	-0.3	-0.3	3.8	1.5	-2.4	-1.6
Fabricated structural iron & steel for industrial bldgs metal bar joists, short span.....	10	740510	6.8	0.4	0.3	7.6	-0.5	0.0
Fabricated structural iron & steel for commercial, residential, institutional, & public bldgs.....	10	740514	-2.0	-0.5	4.7	0.0	-2.9	-2.0
Other fabricated structural metal, including for bridges.....	10	74055	-1.6	0.4	1.2	-0.3	-1.0	0.0
Fabricated structural metal for bridges.....	10	740553	-1.0	-0.9	3.0	-3.2	-3.4	-0.2
Other fabricated structural iron and steel, aluminum, and other metals.....	10	740554	-1.6	0.5	1.1	0.0	-0.8	0.0
Custom roll form products.....	10	7407	-3.6	0.2	3.0	3.4	-0.1	0.0
Custom roll form products.....	10	740775	-3.6	0.2	3.0	3.4	-0.1	0.0
Ornamental and architectural metal work.....	10	7408	1.9	0.1	0.0	0.4	0.5	0.3
Iron, steel, and aluminum stairs, staircases and fire escapes.....	10	740803	1.2	0.2	0.1	0.9	0.0	0.0
Steel and aluminum fences, gates (not wire), and railings and window guards.....	10	740813	0.2	0.0	0.0	0.1	0.5	0.2
Other architectural and ornamental metal work.....	10	74082	0.8	0.0	0.0	0.2	0.0	0.6
Other aluminum and metal architectural and ornamental work.....	10	740821	1.8	0.0	0.0	0.1	0.0	1.7
Fabricated metal pipe, tube, and fittings.....	10	7411	6.9	0.8	2.4	1.0	-0.7	2.6
Fabricated metal pipe, tube, and fittings.....	10	741151	6.9	0.8	2.4	1.0	-0.7	2.6
Heat exchangers and steam condensers.....	10	75	2.9	-0.1	0.1	0.0	0.2	0.0
Heat exchangers and steam condensers.....	10	7501	2.9	-0.1	0.1	0.0	0.2	0.0
Heat exchangers and steam condensers (except for nuclear applications).....	10	750103	0.3	-0.1	0.2	0.1	0.1	0.0
Fabricated steel plate.....	10	76	-	0.0	0.0	0.0	0.0	-
Fabricated steel plate.....	10	7601	-	0.0	0.0	0.0	0.0	-
Fabricated steel plate.....	10	760102	-	0.0	0.0	0.0	0.0	-
Prefabricated metal buildings.....	10	79	3.4	0.3	0.6	0.6	0.2	0.6
Prefabricated metal building systems (excl. farm service bldgs, residential bldgs, and parts).....	10	7901	2.9	0.2	0.3	0.5	0.0	1.0
Prefabricated metal building systems (excl. farm service bldgs, residential bldgs, and parts).....	10	790101	2.9	0.2	0.3	0.5	0.0	1.0
Farm service buildings and other prefabricated and portable buildings, steel and aluminum.....	10	7902	-0.3	0.2	0.3	1.1	0.0	0.0
Farm service buildings and other prefabricated and portable buildings, steel and aluminum.....	10	790201	-0.3	0.2	0.3	1.1	0.0	0.0
Panels, parts, and sections for prefabricated buildings, steel and aluminum.....	10	7903	9.0	0.7	2.3	0.6	1.3	-0.9
Panels, parts, and sections for prefabricated buildings, steel and aluminum.....	10	790354	9.0	0.7	2.3	0.6	1.3	-0.9
Miscellaneous metal products.....	10	8	1.7	0.1	0.0	0.4	0.3	0.3
Bolts, nuts, screws, rivets, and washers.....	10	81	7.4	0.3	0.0	1.8	0.0	0.5
Externally threaded fasteners, except aircraft types.....	10	8102	3.1	0.3	0.1	0.0	0.1	1.1
Hex bolts, including heavy, tap-and-joint.....	10	810206	7.8	1.7	0.0	-0.1	0.0	2.9
Cap, set, machine, lag, flange, and self-locking screws, except aircraft types.....	10	810231	0.3	-0.4	0.3	0.6	0.2	-0.3
Other metal bolts, incl. square, round, plow, high-strength structural, and bent.....	10	810262	11.4	0.0	0.0	-0.1	0.0	6.5
Other externally threaded metal fasteners, including studs, except aircraft types.....	10	810263	1.8	0.7	0.0	-0.7	0.0	0.0
Internally threaded fasteners, except aircraft types.....	10	8103	3.0	1.2	-0.2	1.4	0.0	0.4
Internally threaded fasteners, except aircraft types.....	10	810312	3.0	1.2	-0.2	1.4	0.0	0.4
Nonthreaded metal fasteners, except aircraft types.....	10	8104	2.9	0.1	0.0	1.0	-0.2	0.0
Nonthreaded metal fasteners, except aircraft types.....	10	810424	2.9	0.1	0.0	1.0	-0.2	0.0
Aircraft fasteners, except plastics (including aerospace).....	10	8105	14.1	0.2	0.0	5.6	0.0	0.0
Aircraft fasteners, except plastics (including aerospace).....	10	810536	14.1	0.2	0.0	5.6	0.0	0.0
Formed products, except fasteners, made by cold-, warm-, or hot-heading processes.....	10	8106	19.1	0.0	0.0	0.0	0.0	0.0
Formed products, except fasteners, made by cold-, warm-, or hot-heading processes.....	10	810648	19.1	0.0	0.0	0.0	0.0	0.0

See footnotes at end of table.

Table 7. Producer price index percentage changes for commodity and service groupings and individual items, not seasonally adjusted — Continued
 [March 2024]

Title	Commodity code		Unadjusted 12-month percent change ¹	Unadjusted 1-month percent change ¹				
	Group code	Item code		Mar. 2023 to Mar. 2024 ^P	Oct. to Nov.	Nov. to Dec. ^P	Dec. to Jan. ^P	Jan. to Feb. ^P
Lighting fixtures.....	10	83	2.3	0.1	0.1	0.0	0.4	0.9
Residential electric lighting fixtures, except portable.....	10	8302	-0.2	0.0	0.0	-0.3	0.0	0.0
Residential electric lighting fixtures, except portable.....	10	830225	-0.2	0.0	0.0	-0.3	0.0	0.0
Commercial, institutional and industrial electric lighting fixtures.....	10	8303	3.7	0.2	0.2	0.0	0.6	1.2
Commercial and institutional electric lighting fixtures, including parts and accessories.....	10	830302	4.2	0.2	0.2	0.0	0.7	1.5
Industrial electric lighting fixtures, including parts and accessories.....	10	830304	-	-0.1	0.0	0.0	-	-
Other lighting equipment.....	10	8305	0.9	0.0	0.0	0.0	0.1	0.6
Outdoor lighting equipment (including parts and accessories).....	10	830522	0.0	0.0	0.0	0.0	0.0	0.0
All other miscellaneous electric and nonelectric lighting equipment, incl parts and accessories.....	10	830524	1.6	0.0	0.0	0.0	0.1	1.0
Ammunition, except for small arms.....	10	85	-1.0	0.0	0.0	0.0	0.0	0.8
Ammunition, except for small arms.....	10	8501	-1.0	0.0	0.0	0.0	0.0	0.8
Ammunition, except for small arms.....	10	850101	-1.0	0.0	0.0	0.0	0.0	0.8
Ordnance and ordnance accessories, n.e.c.....	10	86	11.3	0.0	0.0	0.0	0.0	0.0
Ordnance and ordnance accessories, n.e.c.....	10	8601	11.3	0.0	0.0	0.0	0.0	0.0
Ordnance and ordnance accessories, n.e.c.....	10	860101	11.3	0.0	0.0	0.0	0.0	0.0
Fabricated ferrous wire products.....	10	88	-5.2	0.1	-0.7	0.0	-0.1	-0.5
Ferrous wire rope, cable, forms and strand.....	10	8801	-2.8	0.2	0.3	-0.1	0.0	0.0
Ferrous wire rope, cable, forms and strand.....	10	880101	-2.8	0.2	0.3	-0.1	0.0	0.0
Ferrous wire cloth, other woven wire products.....	10	8807	-1.4	0.0	0.0	-0.3	0.0	0.0
Ferrous wire cloth, other woven wire products.....	10	880701	-1.4	0.0	0.0	-0.3	0.0	0.0
Other fabricated ferrous wire products.....	10	8809	-5.7	0.1	-1.2	0.0	-0.1	-0.8
Steel fencing and fence gates.....	10	880993	-3.0	0.1	-0.9	-0.5	-1.1	-0.1
Other fabricated ferrous wire products, n.e.c.....	10	880996	-6.1	0.2	-1.2	0.1	0.0	-0.9
Steel nails, staples, tacks, spikes and brads.....	10	8812	-12.3	0.0	0.1	0.0	-0.2	-0.4
Steel nails, staples, tacks, spikes and brads.....	10	881201	-12.3	0.0	0.1	0.0	-0.2	-0.4
Other miscellaneous metal products.....	10	89	1.6	0.1	0.0	0.3	0.4	0.3
Wire springs.....	10	8904	0.9	0.1	0.0	1.0	0.0	0.0
Precision mechanical wire springs.....	10	890424	0.0	0.2	0.0	-0.2	0.0	0.0
Precision mechanical extension- and torsion-type wire springs.....	10	8904241	-0.4	0.8	0.0	-0.3	0.0	0.0
Precision mechanical compression-type springs.....	10	8904242	0.2	-0.1	0.0	-0.2	0.0	0.0
Other metal products.....	10	8905	1.6	0.0	0.1	0.1	0.5	0.3
Automotive job stampings.....	10	890507	3.9	-0.2	0.0	-0.3	1.2	0.3
Precision turned products, automotive.....	10	890521	0.5	0.0	0.0	0.0	0.0	0.0
Precision turned products, except automotive.....	10	890522	-2.3	0.3	0.0	-0.1	-0.1	0.0
Metal powders, paste, and flake.....	10	890564	3.8	0.7	0.1	1.7	-0.2	1.4
Powder metallurgy parts, except bearings, gears, etc.....	10	890571	-	-1.0	0.6	1.7	-	-
Other fabricated metal products.....	10	890589	-1.2	0.0	0.3	0.8	-0.6	0.7
Metal stampings n.e.c.....	10	8907	3.3	0.6	0.0	1.1	-0.1	0.2
Metal job stampings, except automotive.....	10	890701	5.0	0.9	0.0	1.5	-0.2	0.7
Recreational vehicle metal job stamping.....	10	8907011	-	0.0	0.0	2.9	-	-
Motor and generator metal job stamping.....	10	8907012	-	-0.2	0.0	1.0	-	-
Other metal job stampings.....	10	8907013	3.0	1.3	0.0	1.5	-0.2	0.8
Other metal stampings, n.e.c., incl. stamped and pressed metal, and crowns and closures.....	10	890709	-	-	-	-	0.0	-0.7
Metal foil and leaf.....	10	8908	-0.3	0.0	0.0	-0.1	0.0	0.0
Flexible packaging foil.....	10	890811	-0.3	0.0	0.0	-0.1	0.0	0.0
Heavy gauge springs.....	10	8909	-0.7	0.2	-0.7	0.0	0.1	-0.7
Cold formed steel springs, except wire.....	10	890913	1.3	0.2	0.0	0.1	0.2	0.5
Machinery and equipment.....	11	-	3.0	0.1	0.0	0.9	0.3	0.2
Agricultural machinery and equipment.....	11	1	2.1	-0.5	0.2	0.0	0.1	0.5
Agricultural machinery and equipment.....	11	14	2.1	-0.5	0.2	0.0	0.1	0.5
Commercial turf and grounds care equipment, including parts and attachments.....	11	1401	1.4	-0.1	0.4	-0.8	0.2	0.2
Commercial turf and grounds care equipment, including parts and attachments.....	11	140111	1.4	-0.1	0.4	-0.8	0.2	0.2
Farm plows, harrows, rollers, pulverizers, etc., and attachments.....	11	1402	1.1	-1.0	0.0	0.0	0.0	0.0
Farm plows, harrows, rollers, pulverizers, etc., and attachments.....	11	140211	1.1	-1.0	0.0	0.0	0.0	0.0
Farm dairy equipment, sprayers and dusters, farm blowers, and attachments.....	11	1404	0.1	0.0	0.0	0.0	0.0	0.0
Farm dairy equipment, sprayers and dusters, farm blowers, and attachments.....	11	140411	0.1	0.0	0.0	0.0	0.0	0.0
Planting, seeding, and fertilizing machinery and attachments.....	11	1405	1.7	-2.6	1.3	1.5	0.7	0.7
Planting, seeding, and fertilizing machinery and attachments.....	11	140511	1.7	-2.6	1.3	1.5	0.7	0.7

See footnotes at end of table.

Table 7. Producer price index percentage changes for commodity and service groupings and individual items, not seasonally adjusted — Continued
 [March 2024]

Title	Commodity code		Unadjusted 12-month percent change ¹	Unadjusted 1-month percent change ¹				
	Group code	Item code		Mar. 2023 to Mar. 2024 ^P	Oct. to Nov.	Nov. to Dec. ^P	Dec. to Jan. ^P	Jan. to Feb. ^P
Harvesting machinery (except hay and straw) and attachments.....	11	1406	2.4	-1.2	0.0	0.0	0.0	0.0
Harvesting machinery (except hay and straw) and attachments.....	11	140611	2.4	-1.2	0.0	0.0	0.0	0.0
Haying machinery and attachments.....	11	1407	4.8	0.0	0.0	-1.4	0.0	0.3
Haying machinery and attachments.....	11	140711	4.8	0.0	0.0	-1.4	0.0	0.3
All other farm machinery and equipment, excluding parts, including attachments.....	11	1408	2.8	0.0	0.0	0.1	0.0	1.0
All other farm machinery and equipment, excluding parts, including attachments.....	11	140811	2.8	0.0	0.0	0.1	0.0	1.0
Parts for farm machinery, for sale separately.....	11	1409	0.7	0.8	-0.6	-0.1	0.0	0.0
Parts for farm machinery, for sale separately.....	11	140911	0.7	0.8	-0.6	-0.1	0.0	0.0
Construction machinery and equipment.....	11	2	3.9	0.9	0.1	0.5	0.1	0.0
Tractors and attachments, ex. parts.....	11	2A	3.6	0.1	0.1	0.9	0.0	0.0
Construction machinery for mounting (excluding parts, winches, snow clearing attachments).....	11	2A03	0.3	0.0	0.0	0.7	0.0	0.0
Construction machinery for mounting (excluding parts, winches, snow clearing attachments).....	11	2A0302	0.3	0.0	0.0	0.7	0.0	0.0
Tractor shovel loaders (skid steer, wheel, crawler, and integral design backhoes).....	11	2A04	0.9	0.2	0.1	0.6	0.0	0.0
Tractor shovel loaders (skid steer, wheel, crawler, and integral design backhoes).....	11	2A0406	0.9	0.2	0.1	0.6	0.0	0.0
Construction wheel and crawler tractors, dozers, self-propelled log skidders, etc.....	11	2A05	9.8	0.0	0.0	1.5	0.0	0.0
Construction wheel and crawler tractors, dozers, self-propelled log skidders, etc.....	11	2A0501	9.8	0.0	0.0	1.5	0.0	0.0
Power cranes, draglines, & shovels (excavators) (incl. surface mining equipment) (excl. parts).....	11	2B	3.9	0.0	0.0	0.3	0.0	0.0
Power cranes, draglines, & shovels (excavators) (incl. surface mining equip.) (excluding parts).....	11	2B05	3.9	0.0	0.0	0.3	0.0	0.0
Power cranes, draglines, & shovels (excavators) (incl. surface mining equip.) (excluding parts).....	11	2B0504	3.9	0.0	0.0	0.3	0.0	0.0
Mixers, pavers, and related equipment (excluding parts).....	11	2C	4.6	0.5	0.0	1.1	0.0	0.0
Mixers, pavers, and related equipment (excluding parts).....	11	2C01	4.6	0.5	0.0	1.1	0.0	0.0
Mixers, pavers, and related equipment (excluding parts).....	11	2C0109	4.6	0.5	0.0	1.1	0.0	0.0
Off-highway, equipment, ex. parts.....	11	2D	5.0	0.0	0.0	2.2	0.0	0.0
Graders, rollers & compactors, rough-terrain forklifts, scrapers, trenchers, etc. (excl. parts).....	11	2D03	3.4	0.0	0.0	1.4	0.0	0.0
Graders, rollers & compactors, rough-terrain forklifts, scrapers, trenchers, etc. (excl. parts).....	11	2D0301	3.4	0.0	0.0	1.4	0.0	0.0
Misc. construction machinery and equipment.....	11	2J	1.5	0.7	0.5	0.0	0.2	0.1
Winches, aerial work platforms, and automotive wrecker hoists, including parts and attachments.....	11	2J01	1.5	0.0	1.1	0.0	0.0	0.2
Winches, aerial work platforms, and automotive wrecker hoists, including parts and attachments.....	11	2J0101	1.5	0.0	1.1	0.0	0.0	0.2
Other construction machinery and equipment (excluding parts).....	11	2J03	1.5	1.2	0.0	0.0	0.3	0.0
Other construction machinery and equipment (excluding parts).....	11	2J0301	1.5	1.2	0.0	0.0	0.3	0.0
Parts for construction machinery and equipment, sold separately.....	11	2K	12.1	9.2	-0.2	0.1	0.4	0.0
Parts for construction machinery and equipment, sold separately.....	11	2K01	12.1	9.2	-0.2	0.1	0.4	0.0
Parts for cranes, draglines, and shovels (including surface mining equipment) (sold separately).....	11	2K0101	19.4	18.8	-0.5	-0.6	0.0	0.0
Parts for off-highway wheel tractors and shovel loaders (sold separately).....	11	2K0102	10.2	0.0	0.0	0.6	-1.3	0.0
Parts for other construction machinery (sold separately).....	11	2K0103	6.5	3.1	0.0	0.7	1.0	0.0
Metalworking machinery and equipment.....	11	3	4.8	0.3	0.1	1.3	0.3	0.6
Power-driven handtools, including parts and attachments.....	11	32	5.7	0.0	0.0	-0.6	0.0	0.0
Power-driven handtools, including parts and attachments.....	11	3211	5.7	0.0	0.0	-0.6	0.0	0.0
Power-driven handtools, including parts and attachments.....	11	321101	5.7	0.0	0.0	-0.6	0.0	0.0
Power-driven handtools, pneumatic, hydraulic, and powder-actuated.....	11	3211011	4.8	0.0	0.0	-0.8	0.0	0.0
Power-driven handtools, electric (except battery powered), including parts.....	11	3211014	7.1	0.0	0.0	0.0	0.0	0.0
Welding machines and equipment.....	11	33	6.5	0.0	0.0	0.2	1.4	2.8
Arc welding machines, components, and accessories, excluding electrodes and stud welding equip.....	11	3301	9.6	0.0	0.0	0.0	1.9	4.4
Arc welding machines, components, and accessories, excluding electrodes and stud welding equip.....	11	330175	9.6	0.0	0.0	0.0	1.9	4.4
Resistance welders, components, accessories, and electrodes.....	11	3302	2.1	0.0	0.0	0.0	2.1	0.0
Resistance welders, components, accessories, and electrodes.....	11	330276	2.1	0.0	0.0	0.0	2.1	0.0

See footnotes at end of table.

Table 7. Producer price index percentage changes for commodity and service groupings and individual items, not seasonally adjusted — Continued
 [March 2024]

Title	Commodity code		Unadjusted 12-month percent change ¹	Unadjusted 1-month percent change ¹				
	Group code	Item code		Mar. 2023 to Mar. 2024 ^P	Oct. to Nov.	Nov. to Dec. ^P	Dec. to Jan. ^P	Jan. to Feb. ^P
Gas welding and cutting equipment, parts, attachments, and accessories.....	11	3304	4.4	0.0	0.0	2.8	0.0	0.1
Gas welding and cutting equipment, parts, attachments, and accessories.....	11	330461	4.4	0.0	0.0	2.8	0.0	0.1
Other welding equipment, components, and accessories (excluding arc, resistance, and gas).....	11	3306	0.6	0.0	0.0	0.0	0.0	0.2
Other welding equipment, components, and accessories (excluding arc, resistance, and gas).....	11	330629	0.6	0.0	0.0	0.0	0.0	0.2
Industrial process furnaces and ovens.....	11	34	4.5	0.1	-0.1	0.2	0.5	0.1
Industrial process furnaces and ovens, except parts and attachments.....	11	3407	4.2	0.3	0.3	0.2	0.5	0.1
Industrial process furnaces and ovens, except parts and attachments.....	11	340711	4.2	0.3	0.3	0.2	0.5	0.1
Parts and attachments for industrial process furnaces and ovens.....	11	3409	5.2	-0.6	-1.3	0.2	0.3	0.1
Parts and attachments for industrial process furnaces and ovens.....	11	340901	5.2	-0.6	-1.3	0.2	0.3	0.1
Cutting tools and accessories.....	11	35	4.0	1.1	-0.1	0.3	0.1	0.0
Small cutting tools.....	11	3501	2.7	1.2	-0.1	0.2	0.0	0.0
End mills and milling cutters.....	11	350144	1.6	0.1	-0.7	0.3	0.0	0.0
Threading tools, including blanks, tips and inserts.....	11	350145	2.4	0.0	0.0	1.0	0.0	0.0
Carbon and high-speed steel, shank, solid, tipped carbide twist drills.....	11	350146	5.3	0.7	0.0	0.0	0.0	0.0
Taps, carbide indexable, and throwaway inserts for machine tools.....	11	350147	2.8	0.0	0.0	0.0	0.0	0.0
Other cutting tools for machine tools, excluding tips and blanks.....	11	350149	2.5	1.7	0.0	0.2	0.0	0.0
Other machine tool attachments and accessories.....	11	3505	5.5	1.6	0.0	0.9	0.0	0.1
Other machine tool attachments and accessories.....	11	350501	5.5	1.6	0.0	0.9	0.0	0.1
Abrasive products.....	11	36	4.4	0.1	0.3	2.5	-0.1	0.8
Nonmetallic sized grains, powders, and flour abrasives (incl. graded only).....	11	3601	4.6	0.0	0.0	1.2	0.0	0.0
Nonmetallic sized grains, powders, and flour abrasives (incl. graded only).....	11	360105	4.6	0.0	0.0	1.2	0.0	0.0
Nonmetallic abrasive products (including diamond abrasives).....	11	3603	7.9	0.1	0.0	5.6	0.2	0.5
Nonmetallic abrasive products (including diamond abrasives).....	11	360311	7.9	0.1	0.0	5.6	0.2	0.5
Nonmetallic coated abrasive products and buffing wheels, polishing wheels, and laps.....	11	3605	3.5	0.1	0.0	1.0	0.2	1.7
Nonmetallic coated abrasive products and buffing wheels, polishing wheels, and laps.....	11	360505	3.5	0.1	0.0	1.0	0.2	1.7
Metal cutting machine tools.....	11	37	2.2	0.0	0.0	0.2	0.2	0.9
Other metal-cutting machine tools.....	11	3720	1.8	0.0	0.0	0.4	0.1	0.0
Other metal-cutting machine tools.....	11	372041	1.8	0.0	0.0	0.4	0.1	0.0
Metal machining centers.....	11	3721	0.0	0.0	0.0	0.0	0.0	0.0
Metal machining centers.....	11	372121	0.0	0.0	0.0	0.0	0.0	0.0
Rebuilt metal-cutting machine tools and parts for metal-cutting machine tools.....	11	3753	2.2	0.0	0.0	0.0	1.3	0.0
Rebuilt metal-cutting machine tools and parts for metal-cutting machine tools.....	11	375311	2.2	0.0	0.0	0.0	1.3	0.0
Metal forming machine tools.....	11	38	11.0	0.0	0.0	0.0	0.6	0.0
Metal-forming machine tools (except rebuilt and parts).....	11	3826	14.8	0.0	0.0	0.0	0.8	0.0
Metal punching and shearing (power & manual), and bending and forming machines (power only).....	11	382611	0.9	-0.1	0.0	0.0	0.0	0.0
Rebuilt metal-forming machine tools and parts for metal-forming machine tools.....	11	3852	3.5	0.0	0.0	0.0	0.0	0.0
Rebuilt metal-forming machine tools and parts for metal-forming machine tools.....	11	385205	3.5	0.0	0.0	0.0	0.0	0.0
Tools, dies, jigs, fixtures & ind. molds.....	11	39	5.4	0.4	0.2	3.0	0.0	0.0
Special tools, dies, jigs, and fixtures.....	11	3901	5.2	0.0	0.0	2.8	0.0	0.0
Special tools, dies, jigs, and fixtures.....	11	390135	5.2	0.0	0.0	2.8	0.0	0.0
Jigs and fixtures, including parts.....	11	3901351	3.6	0.0	0.0	1.5	0.0	0.0
Metalworking dies and die sets.....	11	3901353	2.7	0.0	0.0	0.0	0.0	0.0
Standard punches, industrial prototypes, die parts & other special tooling for dies.....	11	3901357	8.0	0.0	0.0	5.5	0.0	0.0
Industrial molds and mold boxes.....	11	3903	5.7	1.0	0.6	3.3	0.0	0.0
Industrial injection-type molds made of metal for plastics.....	11	390312	1.4	-0.3	0.0	0.0	0.0	0.0
Other industrial molds and mold boxes.....	11	390331	7.8	1.6	0.8	4.9	0.0	0.0
Metalworking machinery n. e. c.....	11	3A	1.7	0.0	0.0	0.7	0.4	0.5
Rolling mill and other metalworking machinery, including assembly machines.....	11	3A03	-	0.0	0.0	0.7	0.4	0.5
Rolling mill and other metalworking machinery, including assembly machines.....	11	3A0310	-	0.0	0.0	0.7	0.4	0.5
General purpose machinery and equipment.....	11	4	4.0	-0.2	0.0	0.5	0.6	0.1
Pumps, compressors, and equipment.....	11	41	6.3	0.1	0.5	1.2	0.4	0.8

See footnotes at end of table.

Table 7. Producer price index percentage changes for commodity and service groupings and individual items, not seasonally adjusted — Continued
 [March 2024]

Title	Commodity code		Unadjusted 12-month percent change ¹	Unadjusted 1-month percent change ¹				
	Group code	Item code		Mar. 2023 to Mar. 2024 ^P	Oct. to Nov.	Nov. to Dec. ^P	Dec. to Jan. ^P	Jan. to Feb. ^P
Industrial pumps, except hydraulic fluid power pumps.	11	4102	11.3	0.0	0.0	2.4	0.1	1.6
Industrial pumps, except hydraulic fluid power pumps.	11	410212	11.3	0.0	0.0	2.4	0.1	1.6
Parts and attachments for air and gas compressors and vacuum pumps..	11	4107	3.2	0.0	0.0	0.2	-0.3	0.5
Parts and attachments for air and gas compressors, ex. refrigeration, ice making, & a/c.	11	410701	3.2	0.0	0.0	0.2	-0.3	0.5
Domestic water systems.	11	4113	2.8	0.0	0.0	1.5	1.0	0.0
Domestic water systems.	11	411311	2.8	0.0	0.0	1.5	1.0	0.0
Air and gas compressors and vacuum pumps.	11	4115	5.4	0.0	0.4	0.2	1.0	1.0
Air and gas compressors and vacuum pumps.	11	411501	5.4	0.0	0.4	0.2	1.0	1.0
Other pumps, including parts and attachments.	11	4119	3.9	0.0	1.9	0.5	0.3	0.0
Parts and attachments for pumps.	11	411911	4.5	0.0	0.0	0.7	0.1	0.0
All other pumps, including domestic sump, oil well, and oil field pumps.	11	411915	3.7	0.0	2.7	0.4	0.4	0.0
Oil-well and oil-field pumps.	11	4119153	5.5	0.0	0.0	0.5	0.5	0.0
Other pumps, except automotive circulating pumps, and measuring & dispensing pumps.	11	4119155	4.2	0.0	3.2	0.4	0.4	0.0
Elevators, escalators, and other lifts.	11	42	3.5	0.0	0.0	0.0	1.6	0.0
Elevators and moving stairways.	11	4201	4.4	0.0	0.0	0.0	1.9	0.0
Elevators and moving stairways.	11	420112	4.4	0.0	0.0	0.0	1.9	0.0
Parts and attachments for elevators and moving stairs (sold separately)..	11	4202	-1.4	0.0	0.0	-0.1	0.1	-0.1
Parts and attachments for elevators and moving stairs (sold separately).	11	420221	-1.4	0.0	0.0	-0.1	0.1	-0.1
Fluid power equipment.	11	43	9.2	-2.0	0.0	1.0	0.3	-0.1
Fluid power pumps and parts.	11	4301	1.9	-0.1	0.1	0.8	0.1	-0.3
Fluid power pumps and motors, including parts.	11	430114	1.9	-0.1	0.1	0.8	0.1	-0.3
Fluid power valves.	11	4302	4.5	0.0	0.1	1.0	1.3	0.0
Fluid power valves.	11	430201	4.5	0.0	0.1	1.0	1.3	0.0
Nonaerospace type hydraulic directional control valves.	11	4302013	4.7	0.0	0.0	0.0	2.0	0.0
Nonaerospace type pneumatic directional control valves.	11	4302015	3.3	0.0	1.3	0.5	0.3	0.0
Aerospace type fluid power valves.	11	430201A	3.7	0.0	0.0	0.0	2.2	0.0
Fluid power cylinders, actuators, accumulators, cushions, & parts.	11	4303	4.1	0.3	0.0	1.7	0.0	-0.1
Non-aerospace hydraulic & all aerospace-type fluid power cylinders.	11	430312	4.2	-0.2	0.0	2.1	0.0	0.0
Parts for hydraulic & pneumatic cylinders and actuators.	11	430315	4.9	1.8	0.0	1.0	0.0	-0.6
Fluid power hose and tube fittings.	11	4304	26.9	-7.0	0.0	0.2	0.0	0.0
Fluid power hose and tube fittings.	11	430406	26.9	-7.0	0.0	0.2	0.0	0.0
Nonaerospace type flared (metal) fittings, couplings, and assemblies.	11	4304062	1.4	0.0	0.0	0.3	0.0	0.0
Parts for fluid power valves.	11	4305	2.3	0.0	0.0	1.8	0.0	0.0
Parts for fluid power valves.	11	430501	2.3	0.0	0.0	1.8	0.0	0.0
Industrial material handling equipment.	11	44	2.8	0.1	0.0	1.3	0.1	0.2
Conveying equipment, except parts and accessories.	11	4402	4.3	-0.1	0.0	2.6	0.1	0.0
Unit handling conveyors and conveying systems.	11	440212	1.1	0.0	0.0	0.0	0.0	0.0
Unit handling gravity and trolley conveyors and conveying systems.	11	4402122	-0.1	0.0	0.0	0.0	0.0	0.0
All other unit handling conveyors, including tow, belt, roller, pneumatic, portable, etc.	11	4402124	2.9	0.0	0.1	0.1	0.0	0.0
Bulk material handling conveyors and conveying systems.	11	440216	8.8	-0.3	0.0	6.0	0.3	0.0
Industrial trucks, trailers, and stackers.	11	4403	1.8	0.3	0.0	0.4	0.0	0.0
Industrial trucks, tractors, mobile straddle carriers & cranes, & automatic stacking machines.	11	44035	1.7	0.0	0.0	0.4	0.0	0.0
Work trucks with lifting & handling equipment, riding, electric, self-propelled.	11	440353	6.4	0.0	0.0	3.8	0.0	0.0
Work trucks with lifting & handling equipment, non-riding electric or any non-electric.	11	440356	1.2	0.0	0.0	0.3	0.0	0.0
Work trucks not fitted with lifting & handling equipment, electric or non-electric.	11	440357	0.7	0.0	0.0	-0.7	0.0	0.1
Bulk powered material moving equipment, dock boards, and metal pallets and skids.	11	440358	-0.6	0.0	0.0	0.0	0.0	0.0
Parts and attachments for industrial trucks and tractors.	11	440378	2.0	1.4	0.0	0.1	0.0	0.0
Hoists, overhead cranes, and monorail systems.	11	4404	2.6	0.1	0.0	0.4	0.3	1.2
Hoists and parts and attachments for hoists (sold separately).	11	440481	2.1	0.0	0.0	0.0	0.8	0.9
Overhead traveling cranes and monorail systems, including parts and attachments sold separately.	11	440485	3.2	0.3	0.1	0.9	-0.3	1.6
Parts and accessories for conveyors and conveying systems.	11	4406	1.8	0.0	0.0	1.9	0.0	0.0
Parts and accessories for unit handling conveyors and conveying systems.	11	440601	0.6	0.0	0.0	0.3	0.0	0.0
Parts and accessories for bulk material handling conveyors and conveying systems.	11	440602	2.5	0.0	0.0	2.8	0.0	0.0
Mechanical power transmission equipment.	11	45	3.6	0.7	0.0	0.4	0.3	0.3

See footnotes at end of table.

Table 7. Producer price index percentage changes for commodity and service groupings and individual items, not seasonally adjusted — Continued
 [March 2024]

Title	Commodity code		Unadjusted 12-month percent change ¹	Unadjusted 1-month percent change ¹				
	Group code	Item code		Mar. 2023 to Mar. 2024 ^P	Oct. to Nov.	Nov. to Dec. ^P	Dec. to Jan. ^P	Jan. to Feb. ^P
Speed changers, drives, gears.....	11	4501	1.8	0.0	0.0	0.0	0.0	0.7
Loose gear, pinions and racks.....	11	450108	2.5	0.0	0.0	0.0	0.0	0.5
Speed changers and industrial high speed drives & parts other than loose gearing.....	11	450117	1.2	0.0	0.0	0.0	0.1	0.9
Other power transmission equipment.....	11	4502	4.6	1.1	0.0	0.7	0.4	0.0
Mechanical power transmission equipment, excl. speed changers, drives, & gears.....	11	450212	5.0	1.0	0.0	0.8	0.5	0.0
Scales and balances.....	11	46	2.7	0.0	0.3	0.8	0.0	0.0
Vehicle and industrial scales.....	11	4611	2.6	0.0	0.2	0.6	0.0	0.0
Vehicle and industrial scales.....	11	461101	2.6	0.0	0.2	0.6	0.0	0.0
Motor truck and railroad track scales.....	11	4611011	0.2	0.0	0.1	0.7	0.0	0.0
Industrial scales (including automatic checkweigher and bulkweigher scales).....	11	4611012	3.5	0.0	0.4	0.4	0.0	0.0
Miscellaneous non-vehicle scales (crane, susp., tank, hopper, measuring dev, lab, bulk conveyer).....	11	4611013	8.0	0.0	0.0	0.7	0.0	0.0
Retail, commercial, household, and mailing scales and balances.....	11	4612	2.5	0.0	0.2	2.1	0.0	0.0
Retail, commercial, household, and mailing scales and balances.....	11	461201	2.5	0.0	0.2	2.1	0.0	0.0
Parts, attachments, and accessories for scales and balances.....	11	4613	3.3	0.0	0.8	0.2	0.1	0.0
Parts, attachments, and accessories for scales and balances.....	11	461301	3.3	0.0	0.8	0.2	0.1	0.0
Air purification equipment and industrial and commercial fans and blowers...	11	47	1.5	0.0	0.0	0.6	0.0	0.1
Fan, blower, air purification equipment.....	11	4701	1.5	0.0	0.0	0.6	0.0	0.1
Dust collection and other air purification equipment for cleaning incoming air.....	11	470143	0.5	0.0	-0.1	0.6	0.0	0.0
Air filters for air-conditioners and furnaces, etc., of 2400 CFM or less, except parts.....	11	4701431	2.5	0.0	0.0	1.6	0.0	0.0
Other dust collection and air purification equipment, except parts.....	11	4701432	0.3	0.0	-0.1	0.6	0.0	0.1
Parts for dust collection and air purification equipment.....	11	4701433	-3.8	0.0	-0.2	-1.8	0.0	0.0
Industrial and commercial fans and blowers.....	11	470145	2.9	0.0	0.0	0.9	0.0	0.2
Centrifugal blower filter units, and classes I-IV centrifugal fans, except parts.....	11	4701452	2.7	0.0	0.0	1.1	0.0	0.4
Other centrifugal fans and blowers, except parts.....	11	4701453	2.8	0.0	0.0	1.5	0.0	0.2
Axial fans and industrial propeller fans, except parts.....	11	4701457	1.7	0.0	0.0	0.0	0.0	0.0
Power roof ventilators, except parts.....	11	4701458	1.6	0.0	0.0	0.0	0.0	0.0
Parts and accessories for fans and blowers.....	11	4701459	7.1	0.0	0.1	0.0	0.0	0.1
Air conditioning and refrigeration equip.....	11	48	1.4	0.3	-0.3	-0.2	1.2	-0.5
Unitary air-conditioners, except air source heat pumps.....	11	4802	0.9	0.9	-1.0	0.1	2.2	-3.3
Unitary air-conditioners, except air source heat pumps.....	11	480222	0.9	0.9	-1.0	0.1	2.2	-3.3
Commercial refrigeration equipment.....	11	4803	0.6	0.0	0.0	-0.9	1.3	0.0
Commercial refrigeration equipment.....	11	480331	0.6	0.0	0.0	-0.9	1.3	0.0
All other miscellaneous refrigeration and air-conditioning equipment.....	11	4806	4.4	0.0	0.0	-0.4	0.0	4.6
All other miscellaneous refrigeration and air-conditioning equipment.....	11	480631	4.4	0.0	0.0	-0.4	0.0	4.6
Heat transfer equipment, including heat pumps.....	11	4807	2.7	0.1	-0.1	0.0	1.0	0.0
Heat transfer equipment, except dehumidifiers.....	11	480732	2.3	0.1	-0.2	-0.2	1.1	-0.7
Heat pumps.....	11	480734	4.4	0.4	0.0	1.0	0.6	3.5
Parts and accessories for air conditioning and heat transfer equipment.....	11	4809	-0.2	0.0	0.0	0.3	0.3	0.2
Parts and accessories for air conditioning and heat transfer equipment.....	11	480901	-0.2	0.0	0.0	0.3	0.3	0.2
Refrigeration condensing units.....	11	4815	0.9	0.2	0.2	0.2	0.0	0.0
Refrigeration condensing units.....	11	481511	0.9	0.2	0.2	0.2	0.0	0.0
Miscellaneous general purpose equipment.....	11	49	3.4	-0.3	0.0	-0.2	0.9	0.5
Metal valves, except fluid power.....	11	4902	2.6	0.0	0.4	-1.3	0.4	0.0
Gates, globes, angles, and checks.....	11	490201	4.0	0.0	0.3	1.6	0.3	0.1
Gates, globes, angles, straightway (Y-type) checks, stop & check, 3- & 4-way, etc.....	11	4902011	3.5	0.0	0.0	2.1	0.7	0.3
Industrial valves for water works and municipal equipment.....	11	4902012	4.3	0.0	0.4	1.3	0.0	0.0
Industrial ball valves, incl. manual and power operated.....	11	490202	-	0.0	0.0	-6.2	0.6	0.0
Industrial butterfly valves, incl. manual and power operated.....	11	490203	-1.5	0.0	0.2	1.1	3.9	-7.8
Industrial plug valves.....	11	490204	9.3	0.0	5.4	0.0	0.0	0.0
Other industrial valves, including nuclear.....	11	490209	1.9	0.0	0.0	-4.4	0.8	0.8
Automatic regulating and control valves.....	11	490211	5.8	0.0	0.0	0.1	0.0	0.8
Metal pipe fittings, flanges, and unions.....	11	4903	2.1	0.0	-0.4	0.2	0.0	3.0
Metal pipe fittings, flanges, and unions.....	11	490301	2.1	0.0	-0.4	0.2	0.0	3.0
Ball and roller bearings.....	11	4905	2.9	-0.7	0.6	0.3	2.6	0.2
Ball bearings, complete, unmounted.....	11	490531	2.5	1.0	-0.5	0.1	0.6	1.5
Mounted bearings, except plain.....	11	490534	2.2	0.0	-0.1	0.8	0.1	0.1
Parts and components for ball and roller bearings, incl. balls and rollers.....	11	490535	-4.2	-1.1	-0.5	-0.3	-1.1	1.0

See footnotes at end of table.

Table 7. Producer price index percentage changes for commodity and service groupings and individual items, not seasonally adjusted — Continued
 [March 2024]

Title	Commodity code		Unadjusted 12-month percent change ¹	Unadjusted 1-month percent change ¹				
	Group code	Item code		Mar. 2023 to Mar. 2024 ^P	Oct. to Nov.	Nov. to Dec. ^P	Dec. to Jan. ^P	Jan. to Feb. ^P
Tapered roller bearings (including cups & cones), unmounted.....	11	490537	3.9	-2.4	2.3	0.0	2.2	1.8
Other roller bearings, unmounted.....	11	490538	4.7	0.0	0.0	1.3	7.3	-3.7
Industrial patterns.....	11	4907	3.9	0.0	0.0	-0.7	0.0	0.8
Industrial patterns.....	11	490701	3.9	0.0	0.0	-0.7	0.0	0.8
Filters and strainers.....	11	4908	7.0	-1.5	-0.1	0.0	0.4	0.0
Filters and strainers, except fluid power.....	11	490805	1.7	0.0	0.0	0.0	1.3	0.0
Industrial filters and strainers and reusable media, except fluid power.....	11	4908051	0.5	0.0	0.0	0.0	1.5	0.0
Nonreusable media for filters and strainers, except fluid power.....	11	4908052	7.4	-0.1	0.0	0.0	0.1	0.0
Parts and accessories for filters and strainers, except fluid power.....	11	4908053	-	0.0	0.0	0.0	-	-
Other miscellaneous general purpose equipment.....	11	4911	3.6	0.1	-0.4	0.7	1.1	0.5
Other miscellaneous general purpose equipment.....	11	491102	3.6	0.1	-0.4	0.7	1.1	0.5
Electronic computers and computer equipment.....	11	5	-0.3	0.3	0.7	1.4	0.1	-0.3
Electronic computers.....	11	51	3.0	-0.1	1.7	3.5	0.3	-0.8
Electronic computers.....	11	5101	3.0	-0.1	1.7	3.5	0.3	-0.8
Personal computers and workstations (excluding portable computers).....	11	510114	0.1	-1.4	2.2	-1.1	1.1	-0.1
Portable computers, laptops, tablets and other single user computers.....	11	510115	-2.4	0.1	0.0	-0.1	-0.1	-1.1
Host computers, multiusers (mainframes, UNIX and PC servers).....	11	510116	2.4	0.0	1.9	4.6	0.3	-0.9
Computer storage devices.....	11	52	-2.8	1.3	0.1	0.1	0.0	0.1
Computer storage devices (except parts, attachments and accessories).....	11	5201	-2.9	1.3	0.1	0.1	0.0	0.1
Computer storage devices (except parts, attachments and accessories).....	11	520101	-2.9	1.3	0.1	0.1	0.0	0.1
Computer peripheral equipment and parts.....	11	54	-2.2	0.0	0.0	0.0	0.0	0.0
Parts, attachments, and accessories for computer terminals and peripherals.....	11	5405	1.2	0.0	0.0	0.0	0.0	0.0
Parts, attachments, and accessories for computer terminals and peripherals.....	11	540501	1.2	0.0	0.0	0.0	0.0	0.0
Computer terminals (including POS and funds-transfer devices) and other computer peripherals.....	11	5406	-5.3	0.0	0.0	0.0	0.0	0.0
Computer terminals (including POS and funds-transfer devices) and other computer peripherals.....	11	540602	-5.3	0.0	0.0	0.0	0.0	0.0
Special industry machinery and equipment.....	11	6	1.9	0.1	0.1	1.0	0.0	0.1
Food products machinery.....	11	61	5.0	0.0	1.3	2.4	0.1	0.0
Dairy and milk products plant machinery and equipment.....	11	6101	3.9	0.0	0.0	0.0	0.0	0.0
Dairy and milk products plant machinery and equipment.....	11	610111	3.9	0.0	0.0	0.0	0.0	0.0
Commercial food products machinery (except packaging and cooking equipment).....	11	6104	7.5	0.0	1.7	4.8	0.0	0.0
Commercial food products machinery (except packaging and cooking equipment).....	11	610409	7.5	0.0	1.7	4.8	0.0	0.0
Industrial food products machinery for processing foods, beverages, & animal & fowl feed.....	11	6105	2.2	0.0	1.1	0.1	0.1	0.0
Industrial food products machinery for processing foods, beverages, & animal & fowl feed.....	11	610501	2.2	0.0	1.1	0.1	0.1	0.0
Other industrial food and feed machinery.....	11	6105012	5.1	0.0	2.9	0.3	0.1	0.0
Machinery for sorting, grading, and cleaning fruits, vegetables, eggs, and for processing meat.....	11	6105013	0.1	0.0	0.0	0.0	0.0	0.0
Parts and attachments for industrial food and feed products machinery.....	11	6105014	3.9	0.0	0.1	0.0	1.1	0.0
Textile machinery and equipment.....	11	62	0.0	0.0	0.0	0.0	0.0	0.0
Textile machinery (except parts, attachments, and accessories).....	11	6212	0.0	0.0	0.0	0.0	0.0	0.0
Textile machinery (except parts, attachments, and accessories).....	11	621201	0.0	0.0	0.0	0.0	0.0	0.0
Textile machinery parts and attachments.....	11	6277	0.0	0.0	0.0	0.0	0.0	0.0
Textile machinery parts and attachments.....	11	627701	0.0	0.0	0.0	0.0	0.0	0.0
Sawmill and woodworking machinery.....	11	63	2.4	-0.1	0.1	1.7	0.4	0.4
Sawmill and woodworking machinery.....	11	6306	2.4	-0.1	0.1	1.7	0.4	0.4
Sawmill and woodworking machinery, excluding parts and attachments (sold separately).....	11	630602	2.6	-0.1	0.1	1.9	0.5	0.4
Parts, attachments, & accessories for sawmill & woodworking machinery.....	11	630603	1.1	0.0	0.0	0.2	0.0	0.8
Paper industries machinery.....	11	64	4.1	0.0	0.3	0.7	0.1	1.0
Paper industries machinery.....	11	6401	4.1	0.0	0.3	0.7	0.1	1.0
Paper industries machinery, excluding parts & attachments (sold separately).....	11	640114	4.8	0.0	0.1	0.6	0.0	1.5
Parts and attachments for paper industries machinery.....	11	640115	2.7	0.0	0.6	1.0	0.5	0.0
Printing trades machinery and equipment.....	11	65	2.4	-0.2	0.6	-0.1	-0.6	0.5
Other printing machinery and equipment.....	11	6509	2.9	-0.3	0.8	-0.1	-0.8	0.7

See footnotes at end of table.

Table 7. Producer price index percentage changes for commodity and service groupings and individual items, not seasonally adjusted — Continued
[March 2024]

Title	Commodity code		Unadjusted 12-month percent change ¹	Unadjusted 1-month percent change ¹				
	Group code	Item code		Mar. 2023 to Mar. 2024 ^P	Oct. to Nov.	Nov. to Dec. ^P	Dec. to Jan. ^P	Jan. to Feb. ^P
Other printing machinery and equipment, incl. pre-press preparation equipment & plates.....	11	650912	5.3	-0.6	1.5	-0.2	-1.5	1.2
Parts, attachments, & accessories for printing trades machinery.....	11	650913	0.6	0.0	0.0	0.0	0.0	0.3
Other special industry machinery.....	11	66	1.2	0.1	-0.1	1.1	0.0	0.1
Plastics and rubber working machinery.....	11	6603	1.3	0.0	0.1	0.9	0.0	0.0
Plastics working machinery and equipment, excluding patterns and molds, including parts.....	11	66039	1.5	0.0	0.1	0.9	0.0	0.0
Plasticworking machinery (excluding parts).....	11	660391	1.1	0.0	0.1	0.5	0.0	0.0
Parts for plasticworking machinery.....	11	660395	3.2	0.0	0.0	3.3	0.0	0.0
Miscellaneous special industry machinery.....	11	6606	1.2	0.1	-0.1	1.2	0.0	0.1
Semiconductor manufacturing machinery and parts.....	11	660638	0.6	0.1	0.0	0.3	0.0	0.2
Packing, packaging, and bottling machinery and parts.....	11	67	3.7	0.4	0.0	0.3	0.1	0.2
Packing, packaging, and bottling machinery and parts.....	11	6705	3.7	0.4	0.0	0.3	0.1	0.2
Packing, packaging, and bottling machinery, excluding parts.....	11	670501	2.6	0.2	0.0	0.2	0.0	0.0
Parts for packing, packaging, and bottling machinery.....	11	670502	7.1	1.0	0.0	0.7	0.6	0.9
Service industry machinery and parts.....	11	68	1.0	0.0	0.1	0.7	0.0	-0.1
Service industry machinery and parts.....	11	6801	1.0	0.0	0.1	0.7	0.0	-0.1
Commercial cooking and food warming equipment (incl. parts).....	11	68013	-0.4	0.0	0.2	0.0	0.0	-0.6
Commercial cooking equipment incl. ranges, deep-fat fryers, etc. except electric.....	11	680131	-0.7	0.0	0.5	0.0	0.0	-1.2
Commercial electric cooking equipment, incl. ranges, deep-fat fryers, etc.....	11	680132	-0.3	0.0	0.0	-0.1	0.0	-0.2
Parts and accessories for commercial cooking and food warming equipment.....	11	680133	0.0	0.0	0.0	0.0	0.0	0.0
Other service industry machinery, incl. electronic teaching mach. & auto. maintenance equipment.....	11	68014	-	0.0	0.0	0.9	0.0	0.0
Coin-operated machines and mechanisms (incl. parts).....	11	680141	0.0	0.0	0.0	0.0	0.0	0.0
Commercial laundry and drycleaning machinery products (incl. parts)...	11	680143	1.9	0.0	0.0	0.9	0.0	0.0
Commercial and industrial floor & carpet cleaning machines, ex. vacuum cleaners (incl. parts).....	11	680145	7.3	0.0	0.0	6.2	0.0	0.0
Electronic teaching machines, teaching aids, etc., (incl. kits and parts)..	11	680147	-	0.0	0.0	0.0	0.0	-
All other parts and attachments for service industry equipment.....	11	680148	6.2	0.0	0.0	1.8	0.3	0.0
Other service industry equipment.....	11	680149	2.0	0.0	0.1	1.1	0.0	0.0
Electrical machinery and equipment.....	11	7	2.4	0.2	0.0	1.1	0.2	0.3
Wiring devices.....	11	71	-4.9	-0.1	-0.5	-0.6	0.6	-0.1
Current-carrying wiring devices.....	11	7101	3.8	0.2	-0.4	0.0	0.2	0.0
Current-carrying switches for electrical circuitry (including vehicular switches).....	11	710143	1.3	0.0	0.8	0.1	-0.4	0.0
Current-carrying wire connectors for electrical circuitry.....	11	710144	5.8	0.9	-0.4	-0.6	0.0	1.8
Current-carrying wiring devices n.e.c.....	11	710147	4.2	0.0	-0.8	0.1	0.5	-0.5
Noncurrent-carrying wiring devices.....	11	7102	-13.2	-0.5	-0.6	-1.3	1.0	-0.2
Noncurrent-carrying electrical conduit and conduit fittings, incl. plastic conduit & fittings.....	11	710216	-27.5	-1.1	-1.4	-2.9	-0.1	-0.4
Other noncurrent-carrying wiring devices and supplies (boxes, covers, bar hangers, etc.).....	11	710217	6.9	-0.1	0.2	0.0	6.0	-0.1
Porcelain, steatite, and other ceramic electrical products.....	11	710252	0.0	0.1	0.0	-0.5	-0.1	0.0
Integrating and measuring instruments.....	11	72	3.0	0.4	0.2	0.0	0.1	0.0
Test equipment for electrical, radio, & communication circuits & motors. ...	11	7205	3.0	0.4	0.2	0.0	0.1	0.0
Test equipment for electrical, radio, & communication circuits & motors.....	11	720501	3.0	0.4	0.2	0.0	0.1	0.0
Motors, generators, motor generator sets.....	11	73	4.4	-0.3	0.0	0.3	0.0	1.2
Fractional horsepower motors and generators.....	11	7303	1.7	0.0	0.0	0.0	0.0	0.9
Fractional horsepower motors and generators.....	11	730312	1.7	0.0	0.0	0.0	0.0	0.9
Integral horsepower motors and generators (excluding land transportation types).....	11	7304	2.5	0.0	0.0	0.0	0.0	2.5
Integral horsepower motors and generators (excluding land transportation types).....	11	730405	2.5	0.0	0.0	0.0	0.0	2.5
Parts and supplies for motors and generators.....	11	7309	7.6	0.0	0.0	-0.5	0.0	4.4
Parts and supplies for motors and generators.....	11	730901	7.6	0.0	0.0	-0.5	0.0	4.4
Other motors and generators.....	11	7311	5.0	-0.5	0.0	0.8	0.0	-0.5
Other motors and generators.....	11	731101	5.0	-0.5	0.0	0.8	0.0	-0.5
Prime mover generator sets, except steam & hydraulic turbine.....	11	7311012	8.9	0.0	0.0	1.1	0.0	0.0
Transformers and power regulators.....	11	74	4.1	0.0	1.6	0.7	0.0	0.4
Power and distribution transformers, except parts.....	11	7409	-	0.0	1.9	0.8	0.0	-
Other transformers and parts for transformers.....	11	7411	7.9	0.0	0.0	0.0	0.0	2.6
Switchgear, switchboard, industrial controls equipment.....	11	75	7.2	0.9	0.2	1.3	0.5	0.8

See footnotes at end of table.

Table 7. Producer price index percentage changes for commodity and service groupings and individual items, not seasonally adjusted — Continued
 [March 2024]

Title	Commodity code		Unadjusted 12-month percent change ¹	Unadjusted 1-month percent change ¹				
	Group code	Item code		Mar. 2023 to Mar. 2024 ^P	Oct. to Nov.	Nov. to Dec. ^P	Dec. to Jan. ^P	Jan. to Feb. ^P
Industrial controls and related parts and accessories.....	11	7507	5.0	0.2	0.0	2.6	0.2	0.2
Industrial controls and related parts and accessories.....	11	750799	5.0	0.2	0.0	2.6	0.2	0.2
General-purpose industrial controls.....	11	7507991	7.4	0.3	0.0	4.2	0.0	0.4
Parts for industrial controls and motor-control accessories.....	11	7507992	2.7	0.0	0.0	0.3	1.5	0.0
Specific-purpose industrial controls.....	11	7507993	1.0	0.0	0.0	0.0	0.0	0.0
Switchgear and switchboard apparatus.....	11	7522	8.6	1.4	0.3	0.5	0.7	1.1
Switchgear and switchboard apparatus.....	11	752201	8.6	1.4	0.3	0.5	0.7	1.1
Low voltage panelboards and distribution boards, 1000 volts or less..	11	7522013	8.3	0.0	0.1	0.0	2.0	0.0
Switchgear, except relays and ducts.....	11	752201A	9.7	1.6	0.4	0.9	0.5	1.6
Communications and related equipment and miscellaneous electronic systems & equipment.....	11	76	5.0	0.2	0.0	3.0	0.3	0.8
Telephone and wireline data networking equipment.....	11	7601	3.4	-0.2	0.0	-0.1	0.6	0.0
Other communications and related equipment, including broadcast and wireless.....	11	7603	2.6	0.3	0.0	0.7	0.6	0.0
Broadcast, studio, and related electronic equipment.....	11	760301	1.9	-0.9	0.3	0.9	0.7	-0.3
Radio station and wireless communication equipment.....	11	760302	2.5	0.4	0.0	0.8	0.7	0.0
Radio station equipment.....	11	7603022	7.5	0.0	0.0	0.5	2.2	0.0
Other broadcast and wireless communications systems and equipment.....	11	7603023	2.1	0.5	0.0	0.6	0.6	0.0
Intercommunications, alarm and traffic control systems.....	11	760303	3.0	0.1	-0.2	0.6	0.2	0.2
Alarm systems, including electric sirens and horns.....	11	7603031	3.5	0.0	-0.4	0.9	0.0	0.1
Intercommunications systems, including inductive paging systems.....	11	7603033	—	0.0	0.1	0.3	0.0	—
Electronic systems and equipment, n.e.c.....	11	7605	2.9	1.2	0.0	0.0	0.0	0.0
Electronic systems and equipment, n.e.c.....	11	760512	2.9	1.2	0.0	0.0	0.0	0.0
Search, detection, navigation & guidance systems and equipment.....	11	7606	7.0	0.1	0.0	5.3	0.0	1.4
Search, detection, navigation & guidance systems and equipment.....	11	760613	7.0	0.1	0.0	5.3	0.0	1.4
Electric lamp bulbs, tubes, and components.....	11	77	6.1	0.0	0.0	0.0	0.0	0.0
Electric lamp bulbs, tubes, and components.....	11	7704	6.1	0.0	0.0	0.0	0.0	0.0
Electric lamp bulbs, tubes, and components.....	11	770401	6.1	0.0	0.0	0.0	0.0	0.0
Electronic components and accessories.....	11	78	0.5	0.2	-0.1	0.6	-0.2	0.1
Relays for electronic circuitry, industrial control overload, and switchgear type.....	11	7821	2.5	0.0	0.0	1.8	0.0	0.0
Relays for electronic circuitry, industrial control overload, and switchgear type.....	11	782119	2.5	0.0	0.0	1.8	0.0	0.0
Switches, mechanical, for electronic circuitry.....	11	7822	9.5	0.0	0.0	2.4	3.9	0.0
Switches, mechanical, for electronic circuitry.....	11	782299	9.5	0.0	0.0	2.4	3.9	0.0
Connectors for electronic circuitry.....	11	7824	4.8	0.0	0.0	0.2	0.0	1.6
Connectors for electronic circuitry.....	11	782481	4.8	0.0	0.0	0.2	0.0	1.6
Filters, crystals, and transducers.....	11	7828	3.5	1.2	0.0	-0.6	0.0	0.0
Filters, crystals, and transducers.....	11	782890	3.5	1.2	0.0	-0.6	0.0	0.0
Crystal, filter, piezoelectric, and other related electronic devices (exc. microwave filters).....	11	7828901	2.7	1.2	0.0	0.0	0.0	0.0
Integrated microcircuits.....	11	7839	-4.6	0.6	-0.8	0.2	-0.2	-0.2
Integrated microcircuits.....	11	783911	-4.6	0.6	-0.8	0.2	-0.2	-0.2
Other semiconductor and related devices.....	11	7847	5.3	-0.5	0.0	0.8	0.0	0.0
Other semiconductor devices, including parts (such as chips, wafers and heat sinks).....	11	784711	5.3	-0.5	0.0	0.8	0.0	0.0
Bare printed circuit boards.....	11	7849	4.8	0.0	2.4	1.2	-0.5	0.0
Bare printed circuit boards.....	11	784901	4.8	0.0	2.4	1.2	-0.5	0.0
Electronic coils, transformers, and other inductors.....	11	7853	5.6	0.8	-0.3	2.1	1.7	0.0
Electronic coils, transformers, and other inductors.....	11	785399	5.6	0.8	-0.3	2.1	1.7	0.0
Capacitors and resistors for electronic circuitry.....	11	7854	8.9	1.1	0.0	3.8	0.0	0.0
Capacitors for electronic circuitry.....	11	785411	6.4	1.3	0.0	0.5	0.0	0.0
Microwave components, electron tubes, and other electronic components, n.e.c.....	11	7856	5.6	0.4	0.1	0.5	0.0	0.0
Printed circuit assemblies, loaded boards, modules and consumer external modems.....	11	7861	-6.8	0.1	0.0	0.6	-1.1	0.0
Printed circuit assemblies, loaded boards, modules and consumer external modems.....	11	786199	-6.8	0.1	0.0	0.6	-1.1	0.0
Miscellaneous electrical machinery and equipment.....	11	79	1.2	-0.1	0.0	0.2	0.3	0.0
Storage batteries.....	11	7901	1.2	0.0	0.0	0.1	0.1	0.2
Storage batteries, lead acid type, BCI dimensional group 8D or smaller.....	11	790103	2.2	0.0	0.0	0.2	0.0	1.0
Storage batteries, lead acid type, larger than BCI dimensional group 8D.....	11	790104	-1.3	0.0	0.0	0.0	0.4	-2.5
Storage batteries (excluding lead acid), including parts for all storage batteries.....	11	790105	0.2	0.0	0.0	0.0	0.2	0.0
Primary batteries.....	11	7902	-0.4	-0.2	-0.2	-0.1	-0.1	-0.3

See footnotes at end of table.

Table 7. Producer price index percentage changes for commodity and service groupings and individual items, not seasonally adjusted — Continued
 [March 2024]

Title	Commodity code		Unadjusted 12-month percent change ¹	Unadjusted 1-month percent change ¹				
	Group code	Item code		Mar. 2023 to Mar. 2024 ^P	Oct. to Nov.	Nov. to Dec. ^P	Dec. to Jan. ^P	Jan. to Feb. ^P
Primary batteries.....	11	790229	-0.4	-0.2	-0.2	-0.1	-0.1	-0.3
Carbon and graphite products.....	11	7903	4.0	-0.1	0.1	4.2	0.1	0.0
X-ray and electromedical equipment.....	11	7905	1.7	0.0	0.0	0.1	0.4	0.0
Irradiation equipment.....	11	790512	1.8	0.0	0.0	0.0	1.8	0.0
Electromedical equipment, including diagnostic, therapeutic and patient monitoring equipment.....	11	790541	1.8	0.0	0.0	0.2	0.0	0.0
Miscellaneous electrical industrial apparatus.....	11	7929	-4.1	-0.6	0.0	-2.5	0.0	0.0
Rectifying apparatus.....	11	792902	2.9	0.0	0.0	1.0	0.1	0.0
Other electrical equipment for industrial use, except for electronic circuitry.....	11	792904	-6.9	-0.8	0.0	-4.0	0.0	0.0
All other electrical equipment and components, except industrial.....	11	7939	7.3	0.0	0.0	0.0	0.0	6.4
All other electrical equipment and components, except industrial.....	11	793901	7.3	0.0	0.0	0.0	0.0	6.4
Miscellaneous instruments.....	11	8	3.2	0.2	-0.1	0.9	0.4	0.3
Automatic environmental controls for monitoring residential, commercial, and appliance use.....	11	81	2.8	0.0	0.0	-0.5	0.0	-0.3
Automatic environmental controls for monitoring residential, commercial, and appliance use.....	11	8105	2.8	0.0	0.0	-0.5	0.0	-0.3
Automatic environmental controls for monitoring residential, commercial, and appliance use.....	11	810501	2.8	0.0	0.0	-0.5	0.0	-0.3
Industrial process control instruments.....	11	82	4.6	0.5	0.0	1.7	0.2	0.0
Industrial process control instruments.....	11	8201	4.6	0.5	0.0	1.7	0.2	0.0
Industrial process control instruments.....	11	820171	4.6	0.5	0.0	1.7	0.2	0.0
Fluid meters and counting devices.....	11	84	1.5	-0.3	0.1	0.8	0.5	0.3
Fluid meters and counting devices.....	11	8401	1.5	-0.3	0.1	0.8	0.5	0.3
Engineering and scientific instruments.....	11	85	3.0	0.1	0.0	0.1	0.0	0.2
Aeronautical, nautical, and navigational instruments.....	11	8501	3.0	0.1	0.0	0.0	0.0	0.0
Aeronautical, nautical, and navigational instruments.....	11	850111	3.0	0.1	0.0	0.0	0.0	0.0
Hospital beds and specialized hospital furniture.....	11	8504	3.4	0.2	0.0	0.8	0.0	1.3
Hospital beds and specialized hospital furniture.....	11	850404	3.4	0.2	0.0	0.8	0.0	1.3
Measuring instruments and lenses.....	11	86	3.1	0.2	-0.4	1.2	0.9	0.2
Sighting, tracking, and fire-control equipment, optical type.....	11	8601	-3.4	1.5	-5.1	4.3	-3.5	0.0
Sighting, tracking, and fire-control equipment, optical type.....	11	860111	-3.4	1.5	-5.1	4.3	-3.5	0.0
All other miscellaneous optical instruments and lenses.....	11	8602	2.4	0.6	-0.1	0.1	0.3	0.0
All other miscellaneous optical instruments and lenses.....	11	860211	2.4	0.6	-0.1	0.1	0.3	0.0
Laboratory analytical instruments.....	11	8603	3.8	0.0	0.0	1.1	1.4	0.3
Laboratory analytical instruments.....	11	860311	3.8	0.0	0.0	1.1	1.4	0.3
Measuring & controlling devices, n.e.c.....	11	89	3.4	0.1	0.0	1.1	0.1	0.8
Aircraft engine instruments.....	11	8901	10.7	0.0	0.0	0.8	0.8	6.6
Aircraft engine instruments.....	11	890199	10.7	0.0	0.0	0.8	0.8	6.6
Nuclear radiation detection & monitoring instruments.....	11	8904	3.2	0.0	0.0	2.4	0.0	0.0
Nuclear radiation detection & monitoring instruments.....	11	890499	3.2	0.0	0.0	2.4	0.0	0.0
Physical properties and kinematic testing equipment.....	11	8905	1.5	0.0	0.0	1.2	0.0	0.0
Physical properties and kinematic testing equipment.....	11	890599	1.5	0.0	0.0	1.2	0.0	0.0
Commercial, geophysical, meteorological, surveying, drafting & general-purpose instruments.....	11	8906	3.8	0.5	0.0	0.5	0.0	0.0
Commercial, geophysical, meteorological & general-purpose instruments.....	11	890699	3.8	0.5	0.0	0.5	0.0	0.0
Miscellaneous machinery.....	11	9	3.2	0.2	-0.1	0.9	0.4	0.1
Oil field and gas field machinery.....	11	91	2.8	0.0	0.0	1.7	0.0	0.0
Oil and gas field drilling, surveying, and cementing machinery (except parts sold separately).....	11	9102	0.3	-0.7	0.0	0.0	0.0	0.0
Oil and gas field drilling, surveying, and cementing machinery (except parts sold separately).....	11	910201	0.3	-0.7	0.0	0.0	0.0	0.0
Oil field and gas field production machinery (except pumps and parts sold separately).....	11	9104	8.7	0.5	0.0	6.1	0.0	0.0
Oil field and gas field production machinery (except pumps and parts sold separately).....	11	910456	8.7	0.5	0.0	6.1	0.0	0.0
Parts and attachments for oil and gas field machinery and equipment.....	11	9106	1.4	1.1	0.0	0.0	0.0	0.0
Parts and attachments for oil and gas field production machinery and equipment.....	11	910604	-	2.8	0.0	-	-	-
Mining machinery and equipment.....	11	92	9.8	2.4	0.0	0.2	0.2	0.0
Mining machinery and equipment (except parts sold separately).....	11	9207	10.7	3.0	0.1	0.2	0.1	0.0
Underground mining machinery (except parts sold separately).....	11	920701	-	0.0	0.1	0.0	-	-
Crushing, pulverizing, & screening machinery (except parts sold separately).....	11	920702	6.7	6.7	0.0	0.0	0.0	0.0
Drills and other mining machinery (except parts sold separately).....	11	920703	-	2.1	0.0	0.6	-	-

See footnotes at end of table.

Table 7. Producer price index percentage changes for commodity and service groupings and individual items, not seasonally adjusted — Continued
 [March 2024]

Title	Commodity code		Unadjusted 12-month percent change ¹	Unadjusted 1-month percent change ¹				
	Group code	Item code		Mar. 2023 to Mar. 2024 ^P	Oct. to Nov.	Nov. to Dec. ^P	Dec. to Jan. ^P	Jan. to Feb. ^P
Mineral processing & beneficiation machinery (except parts sold separately).....	11	920704	8.6	8.6	0.0	0.0	0.0	0.0
Parts and attachments for mining machinery and equipment (sold separately).....	11	9253	6.8	0.4	0.0	0.0	0.2	0.0
Parts and attachments for mining machinery and equipment (sold separately).....	11	925303	6.8	0.4	0.0	0.0	0.2	0.0
Internal combustion engines.....	11	94	4.3	0.1	0.0	2.0	0.0	0.0
Diesel, semidiesel, and dual-fuel engines (except automotive).....	11	9407	9.1	0.0	0.0	3.0	-0.3	0.0
Diesel, semidiesel, and dual-fuel engines (except automotive).....	11	940725	9.1	0.0	0.0	3.0	-0.3	0.0
Diesel, semidiesel, and dual-fuel engines for automobiles, trucks, and buses.....	11	9408	3.7	0.0	0.0	3.0	0.2	0.0
Diesel, semidiesel, and dual-fuel engines for automobiles, trucks, and buses.....	11	940811	3.7	0.0	0.0	3.0	0.2	0.0
Parts & accessories for internal combustion engines, ex. aircraft & gasoline automotive engines.....	11	9413	1.7	0.0	0.0	0.9	0.0	0.0
Parts & accessories for internal combustion engines, ex. aircraft & gasoline automotive engines.....	11	941301	1.7	0.0	0.0	0.9	0.0	0.0
Machine shop products.....	11	95	1.9	0.0	-0.2	0.2	0.9	0.1
Machine shop products.....	11	9505	1.9	0.0	-0.2	0.2	0.9	0.1
Machine shop job work and job order repairs.....	11	950501	1.9	0.0	-0.2	0.2	0.9	0.1
Turbines and turbine generator sets.....	11	97	3.5	0.5	0.1	0.4	0.1	0.3
Turbines and turbine generator sets (excluding parts).....	11	9701	3.5	0.5	0.1	0.4	0.1	0.3
Steam, gas, and other turbines and turbine generators.....	11	970103	2.1	0.4	1.2	0.0	-0.4	-0.4
Parts & accessories for turbines, turbine generators, and turbine generator sets.....	11	98	0.1	0.0	0.0	0.0	0.1	0.0
Parts & accessories for turbines, turbine generators, and turbine generator sets.....	11	9801	0.1	0.0	0.0	0.0	0.1	0.0
Parts & accessories for turbines, turbine generators, and turbine generator sets.....	11	980101	0.1	0.0	0.0	0.0	0.1	0.0
Furniture and household durables.....	12	—	0.7	0.2	-0.2	0.3	-0.1	0.3
Household furniture.....	12	1	-1.5	-0.1	0.0	0.1	-0.1	0.6
Metal household furniture.....	12	11	-7.4	0.1	-0.1	0.4	0.6	-0.4
Metal household furniture.....	12	1101	-7.4	0.1	-0.1	0.4	0.6	-0.4
Metal household dining room and kitchen furniture.....	12	110102	-3.5	0.7	-0.7	2.3	0.1	-2.3
Other metal household furniture.....	12	110104	-8.1	0.0	0.0	0.0	0.7	0.0
Metal household furniture, beds, nonupholstered.....	12	1101041	-10.8	0.0	0.0	0.0	0.0	0.0
Wood household furniture (nonupholstered).....	12	12	-2.1	-0.7	0.0	0.0	-0.6	0.0
Wood household furniture (nonupholstered).....	12	1206	-2.1	-0.7	0.0	0.0	-0.6	0.0
Wood living room furniture (nonupholstered).....	12	120602	0.5	-0.3	0.0	0.1	-0.1	0.0
Wood dining room, outdoor, and ready-to-assemble furniture (nonupholstered).....	12	120603	-3.9	0.0	0.0	0.0	0.0	0.0
Wood bedroom furniture, including infants' and children's, (nonupholstered).....	12	120605	-2.9	-1.9	0.0	0.0	-1.7	0.0
Upholstered household furniture.....	12	13	-0.1	0.0	0.0	0.1	0.0	1.5
Upholstered household furniture.....	12	1301	-0.1	0.0	0.0	0.1	0.0	1.5
Dual purpose sleep furniture, incl. convertible sofa.....	12	130123	0.8	0.0	0.0	0.0	0.0	0.3
Upholstered household furniture.....	12	130141	-0.3	-0.1	0.0	0.1	0.0	1.7
Upholstered household davenports, sofas, loveseats, and settees.....	12	1301411	-1.2	-0.1	0.0	0.0	0.0	1.8
Upholstered household sectional sofa pieces.....	12	1301412	-1.0	0.0	0.0	0.1	0.0	0.1
Upholstered household rocking chairs, including swivel rockers.....	12	1301413	1.0	0.0	0.0	0.0	0.0	0.6
Other upholstered household furniture, including custom.....	12	1301415	6.1	0.0	0.0	0.3	0.0	4.9
Bedding.....	12	14	-2.0	-0.1	-0.1	0.0	-0.2	-0.4
Bedding.....	12	1401	-2.0	-0.1	-0.1	0.0	-0.2	-0.4
Innerspring mattresses, excluding crib size.....	12	140104	-3.7	-0.3	0.0	0.0	-0.5	-0.8
Mattress foundations.....	12	140107	-7.9	0.0	-0.3	0.0	0.0	-0.5
Mattresses, other types, including crib, foam, waterbed mattresses and mattress inserts.....	12	140114	-0.2	0.0	0.0	0.0	0.0	-0.3
Sleep system ensembles and mattresses, excluding conventional waterbeds.....	12	140122	-13.8	0.0	0.0	0.0	0.0	0.0
Mattress and foundation sets.....	12	140134	0.6	0.0	-0.1	0.1	0.0	-0.1
Metal porch, lawn, outdoor & casual furniture.....	12	15	-2.2	0.0	0.0	0.0	0.0	0.0
Porch and lawn furniture.....	12	1501	-2.2	0.0	0.0	0.0	0.0	0.0
Metal porch, lawn, outdoor & casual furniture.....	12	150112	-2.2	0.0	0.0	0.0	0.0	0.0
Nonupholstered household furniture, except wood and metal.....	12	16	—	0.0	0.0	0.0	—	—
Nonupholstered household furniture, except wood and metal.....	12	1601	—	0.0	0.0	0.0	—	—

See footnotes at end of table.

Table 7. Producer price index percentage changes for commodity and service groupings and individual items, not seasonally adjusted — Continued
 [March 2024]

Title	Commodity code		Unadjusted 12-month percent change ¹	Unadjusted 1-month percent change ¹				
	Group code	Item code		Mar. 2023 to Mar. 2024 ^P	Oct. to Nov.	Nov. to Dec. ^P	Dec. to Jan. ^P	Jan. to Feb. ^P
Nonupholstered household furniture, except wood and metal.....	12	160101	-	0.0	0.0	0.0	-	-
Commercial furniture.....	12	2	2.6	0.6	-0.7	0.4	1.3	0.1
Wood office furniture and store fixtures.....	12	21	2.6	0.1	0.0	0.2	0.1	0.7
Wood office furniture and store fixtures.....	12	2101	2.6	0.1	0.0	0.2	0.1	0.7
Wood office seating, including upholstered.....	12	210112	3.6	0.0	0.0	0.7	1.6	0.0
Wood office desks and extensions.....	12	210113	3.8	0.0	0.0	0.0	1.6	0.0
Wood office files, storage units, and tables.....	12	210114	6.2	0.0	0.0	0.0	0.2	0.0
Wood office furniture, other types (incl. panel/desk systems).....	12	210116	2.0	0.0	0.0	0.0	1.4	0.1
Fixtures for stores, banks and offices.....	12	210161	2.3	0.1	0.0	0.2	0.0	0.8
Custom architectural woodwork, millwork, and fixtures.....	12	2101611	2.6	0.1	0.0	0.0	0.0	0.0
Wood lockers, partitions, and shelving (except custom).....	12	2101612	3.1	-1.5	1.2	-0.5	-1.8	7.5
Wood furniture dimensions and nonwood furniture parts and frames..	12	2101615	-	-	-1.0	3.0	0.9	-
Nonwood furniture and store fixtures.....	12	22	2.3	0.9	-1.7	0.7	2.8	-0.4
Nonwood commercial storage units, files, and tables.....	12	2202	5.6	-0.2	-1.7	0.4	3.9	-0.6
Nonwood commercial storage units, files, and tables.....	12	220202	5.6	-0.2	-1.7	0.4	3.9	-0.6
Nonwood commercial furniture.....	12	2203	0.3	-0.5	0.0	1.1	1.7	-0.3
Nonwood commercial desks and extensions.....	12	220321	-	0.0	0.3	4.2	2.7	-0.2
Nonwood office seating.....	12	220325	0.7	0.1	0.0	0.1	2.4	0.0
Nonwood office furniture panel systems, and other nonwood office furniture.....	12	220326	-1.3	-1.1	0.0	1.3	0.9	-0.5
Nonwood partitions and fixtures.....	12	2204	3.4	2.9	-3.6	0.3	3.8	-0.4
Storage racks and accessories, except wood.....	12	220407	-3.0	0.0	0.0	1.1	2.3	-3.0
Fixtures (bank, office, and store) except wood.....	12	220409	12.6	6.9	-12.6	0.6	12.9	-0.9
Public building furniture.....	12	23	3.7	1.8	0.7	-0.2	0.0	0.0
Public building furniture.....	12	2301	3.7	1.8	0.7	-0.2	0.0	0.0
School furniture (except stone and concrete), excluding library furniture.....	12	230101	3.9	0.4	0.5	-0.5	0.0	0.0
Public building and related furniture, excluding school & restaurant furniture.....	12	230102	3.6	2.5	0.9	0.0	0.0	0.0
Commercial furniture and fixtures, n.e.c.....	12	24	2.9	0.1	0.4	-0.1	0.3	0.2
Commercial furniture and fixtures, n.e.c.....	12	2401	2.9	0.1	0.4	-0.1	0.3	0.2
Bar, bowling center, cafeteria, and restaurant furniture.....	12	240104	1.8	0.0	0.0	0.2	0.0	0.0
Other commercial and institutional furniture and fixtures, n.e.c.....	12	240108	3.5	0.1	0.6	-0.2	0.4	0.3
Floor coverings.....	12	3	-0.5	-1.1	-0.3	1.5	-1.9	0.0
Carpets and rugs.....	12	31	-0.8	-1.3	-0.4	1.5	-2.2	0.0
Carpet and rugs.....	12	3101	-0.8	-1.2	-0.4	1.5	-2.2	0.0
Carpet and rugs.....	12	310101	-0.8	-1.2	-0.4	1.5	-2.2	0.0
Resilient floor coverings.....	12	32	1.2	0.0	0.0	1.2	0.0	0.0
Resilient floor coverings.....	12	3201	1.2	0.0	0.0	1.2	0.0	0.0
Resilient floor coverings.....	12	320170	1.2	0.0	0.0	1.2	0.0	0.0
Household appliances.....	12	4	0.9	0.4	-0.1	0.1	-1.0	0.4
Major appliances.....	12	41	0.7	0.4	-0.2	0.2	-1.2	0.2
Household cooking appliances.....	12	4101	3.2	0.6	-0.4	0.1	-1.7	1.4
Electric household ranges, ovens (including microwave), surface cooking units, and equipment.....	12	410105	3.8	0.7	-1.2	-0.3	2.2	1.1
Gas household ranges, ovens, surface cooking units and equipment. ..	12	410139	0.2	1.0	0.0	1.6	-5.3	2.1
Other household ranges and cooking equipment, including outdoor equipment.....	12	410169	5.5	0.0	0.0	-0.8	-2.4	1.0
Household refrigeration equipment.....	12	4103	-1.5	0.5	-0.1	0.1	-0.8	-0.2
Household refrigerators, including refrigerator-freezer combinations.....	12	410329	-1.8	0.5	0.0	0.2	-1.0	-0.2
Other major household appliances including room air-conditioners.....	12	4104	0.2	0.4	0.2	0.4	-1.0	-0.8
Room air-conditioners.....	12	410445	1.3	0.0	0.0	0.3	0.0	0.0
Household vacuum cleaners, including parts and attachments.....	12	43	3.1	0.6	0.2	0.8	0.0	0.0
Household vacuum cleaners and other floor care machines (including parts and attachments).....	12	4301	3.1	0.6	0.2	0.8	0.0	0.0
Household vacuum cleaners and other floor care machines (including parts and attachments).....	12	430114	3.1	0.6	0.2	0.8	0.0	0.0
Electric housewares and fans.....	12	44	2.8	0.3	0.3	-0.5	0.0	2.5
Parts and attachments for small electric household appliances, including fan parts.....	12	4403	1.4	0.0	0.0	0.0	0.0	1.6
Parts and attachments for small electric household appliances, including fan parts.....	12	440311	1.4	0.0	0.0	0.0	0.0	1.6
Small electric household appliances, including fans.....	12	4404	2.9	0.3	0.3	-0.5	0.0	2.5
Small electric household appliances, including fans.....	12	440401	2.9	0.3	0.3	-0.5	0.0	2.5

See footnotes at end of table.

Table 7. Producer price index percentage changes for commodity and service groupings and individual items, not seasonally adjusted — Continued
 [March 2024]

Title	Commodity code		Unadjusted 12-month percent change ¹	Unadjusted 1-month percent change ¹				
	Group code	Item code		Mar. 2023 to Mar. 2024 ^P	Oct. to Nov.	Nov. to Dec. ^P	Dec. to Jan. ^P	Jan. to Feb. ^P
Portable residential lighting fixtures, including parts and accessories.	12	45	0.4	0.0	0.0	0.0	0.0	0.0
Portable residential lighting fixtures, including parts and accessories.	12	4501	0.4	0.0	0.0	0.0	0.0	0.0
Portable residential lighting fixtures, including parts and accessories.	12	450135	0.4	0.0	0.0	0.0	0.0	0.0
Home electronic equipment.	12	5	2.1	0.2	0.0	0.0	0.0	1.9
Speakers and commercial sound equipment.	12	57	4.4	0.3	0.0	0.0	0.0	4.1
Speakers and commercial sound equipment.	12	5707	4.4	0.3	0.0	0.0	0.0	4.1
Speakers and commercial sound equipment.	12	570708	4.4	0.3	0.0	0.0	0.0	4.1
Other home electronic equipment.	12	58	0.0	0.0	0.0	0.0	0.0	0.0
Other home electronic equipment, including television receivers and automotive A/V equipment.	12	5803	0.0	0.0	0.0	0.0	0.0	0.0
All other consumer audio and video equipment, excluding TV receivers and automotive A/V equip.	12	580301	0.0	0.0	0.0	0.0	0.0	0.0
Other household durable goods.	12	6	0.9	0.4	0.3	0.3	-0.3	-0.1
Vitreous china, fine earthenware, and other pottery products.	12	61	2.0	0.0	0.0	0.0	0.0	0.0
Vitreous china, porcelain, and earthenware table and kitchenware and other pottery products.	12	6101	2.0	0.0	0.0	0.0	0.0	0.0
Vitreous china, porcelain, and earthenware (semivitreous) table and kitchenware.	12	610104	-4.1	0.0	0.0	0.0	0.0	0.0
All other pottery products (including china decorated for the trade).	12	610105	3.1	0.0	0.0	0.0	0.0	0.0
Mirrors (decorated and undecorated).	12	65	-0.1	0.6	-0.4	1.4	-2.0	0.0
Mirrors (decorated and undecorated), made from purchased glass.	12	6501	-0.1	0.6	-0.4	1.4	-2.0	0.0
Mirrors (decorated and undecorated), made from purchased glass.	12	650104	-0.1	0.6	-0.4	1.4	-2.0	0.0
Lawn/garden equipment.	12	66	1.9	0.6	0.6	0.1	0.0	0.0
Parts and attachments for consumer lawn, garden, and snow equipment.	12	6605	0.7	-0.1	0.0	0.1	0.3	0.0
Parts and attachments for consumer lawn, garden, and snow equipment.	12	660503	0.7	-0.1	0.0	0.1	0.3	0.0
Consumer lawn, garden, and snow equipment.	12	6607	2.1	0.7	0.7	0.1	0.0	0.0
Consumer lawn, garden, and snow equipment.	12	660701	2.1	0.7	0.7	0.1	0.0	0.0
Consumer riding lawn, garden, and snow equipment.	12	6607011	0.9	0.0	0.0	0.0	0.0	0.0
Consumer nonriding lawn, garden, and snow equipment.	12	6607012	-	1.5	1.4	0.2	0.0	-
Cutlery, flatware (except precious), razors and razor blades.	12	67	-1.1	0.0	0.9	0.1	0.0	-2.5
Cutlery, flatware (except precious), razors and razor blades.	12	6701	-1.1	0.0	0.9	0.1	0.0	-2.5
Cutlery, scissors, shears, trimmers, and snips.	12	670141	0.6	0.0	2.1	0.3	0.0	-2.5
Metal kitchen utensil, pots, and pans.	12	68	1.3	0.0	0.0	0.0	0.0	1.0
Metal kitchen utensil, pots, and pans.	12	6801	1.3	0.0	0.0	0.0	0.0	1.0
Stamped and spun kitchen utensils, aluminum.	12	680101	-	0.0	0.0	0.0	0.0	-
Window shades, blinds, and accessories.	12	69	0.1	0.0	0.0	0.0	0.0	0.0
Window shades, blinds, and accessories.	12	6901	0.1	0.0	0.0	0.0	0.0	0.0
Window shades and window shade accessories and rollers.	12	690101	0.0	0.0	0.0	0.0	0.0	0.0
Other shades and blinds, including curtain and drapery fixtures, poles, & rods.	12	690103	0.4	0.0	0.0	0.0	0.0	0.0
Nonmetallic mineral products.	13	-	4.4	0.2	-0.1	2.3	0.8	0.1
Glass.	13	1	0.0	0.2	0.6	0.1	0.5	-0.2
Flat glass.	13	11	-0.7	0.2	0.6	0.0	0.3	-0.3
Specialty glass.	13	1107	0.2	0.3	0.6	0.3	0.0	0.0
Specialty glass.	13	110703	0.2	0.3	0.6	0.3	0.0	0.0
Other glass products, made by flat glass producers.	13	1107034	0.0	0.0	0.0	0.0	0.0	0.0
Flat glass (float, sheet, and plate process).	13	1108	-	0.2	0.6	-1.2	-	-
Flat glass (float, sheet, and plate process).	13	110811	-	0.2	0.6	-1.2	-	-
Other finished glassware.	13	13	2.4	0.0	0.4	0.6	1.1	0.3
Pressed and blown glassware.	13	1301	2.4	0.0	0.4	0.6	1.1	0.3
Machine-made pressed & blown table, kitchen, art, & novelty glassware.	13	130116	0.6	0.0	0.0	0.0	0.6	0.0
All other machine-made pressed and blown glassware.	13	130117	3.4	0.0	0.8	1.3	1.0	0.6
Handmade pressed and blown glassware.	13	130118	12.2	0.0	0.0	0.3	4.9	0.0
Concrete ingredients and related products.	13	2	7.4	0.1	0.2	3.7	0.9	0.3
Construction sand, gravel, and crushed stone.	13	21	8.3	0.1	0.3	3.8	1.5	0.4
Construction sand, gravel and crushed stone.	13	2101	8.3	0.1	0.3	3.8	1.5	0.4
Construction sand and gravel (run of pit/bank, washed, screened, etc).	13	210120	6.5	0.1	-0.1	2.5	0.8	0.4
Construction sand and gravel, Northeast.	13	2101201	5.0	0.0	0.0	5.1	0.0	0.0
Construction sand and gravel, Midwest.	13	2101202	9.3	0.4	0.2	3.1	1.1	1.0

See footnotes at end of table.

Table 7. Producer price index percentage changes for commodity and service groupings and individual items, not seasonally adjusted — Continued
 [March 2024]

Title	Commodity code		Unadjusted 12-month percent change ¹	Unadjusted 1-month percent change ¹				
	Group code	Item code		Mar. 2023 to Mar. 2024 ^P	Oct. to Nov.	Nov. to Dec. ^P	Dec. to Jan. ^P	Jan. to Feb. ^P
Construction sand and gravel, West	13	2101204	8.4	0.1	-0.4	2.6	1.3	0.1
Crushed and broken stone	13	210121	9.1	0.1	0.4	4.4	1.8	0.5
Crushed and broken limestone	13	2101212	8.1	0.0	0.7	3.9	1.1	0.4
Crushed and broken granite	13	2101213	10.4	0.5	-0.1	3.6	6.3	1.4
Bituminous limestone, sandstone, & other crushed & broken stone. ..	13	2101219	11.7	0.0	0.0	7.3	0.0	0.0
Cement, hydraulic	13	22	5.0	0.0	-0.1	3.3	-0.7	0.0
Cement, hydraulic	13	2201	5.0	0.0	-0.1	3.3	-0.7	0.0
Cement, hydraulic	13	220161	5.0	0.0	-0.1	3.3	-0.7	0.0
Concrete products	13	3	6.2	0.4	-0.5	1.7	0.7	0.0
Concrete block and brick	13	31	6.2	0.3	1.5	1.0	0.8	0.0
Structural concrete block	13	3111	8.4	1.1	0.9	1.8	0.9	0.0
Structural concrete block	13	311135	8.4	1.1	0.9	1.8	0.9	0.0
Structural concrete block, lightweight units (weighing less than 105 lb/cubic ft.) (dry weight)	13	3111351	6.3	0.0	0.8	2.2	0.5	0.0
Structural concrete block, mediumweight units (weighing 105 - 124 lb/cubic ft.) (dry weight)	13	3111352	8.1	0.0	1.8	-0.3	3.6	0.0
Structural concrete block, normalweight units (weighing 125 lb or more/cubic ft.) (dry weight)	13	3111353	10.6	2.7	0.7	2.2	0.1	0.0
Decorative concrete block	13	3121	7.0	0.0	0.3	2.1	0.3	0.6
Decorative concrete block (including screen, split, slump, shadowal block, etc.)	13	312101	7.0	0.0	0.3	2.1	0.3	0.6
Concrete brick	13	3131	5.5	0.0	4.1	0.0	0.4	0.0
Concrete brick	13	313101	5.5	0.0	4.1	0.0	0.4	0.0
Concrete pavers	13	3141	4.3	0.0	1.7	0.0	1.3	-0.3
Concrete pavers (including grid, interlocking, etc.)	13	314101	4.3	0.0	1.7	0.0	1.3	-0.3
Concrete pipe	13	32	7.5	0.8	0.8	2.5	0.0	0.0
Concrete pipe	13	3201	7.5	0.8	0.8	2.5	0.0	0.0
Concrete pipe	13	320108	7.5	0.8	0.8	2.5	0.0	0.0
Concrete storm sewer pipe	13	3201082	9.1	-1.1	1.4	0.6	0.0	0.0
Concrete pipe, except concrete culvert and storm sewer pipe	13	3201083	11.4	0.0	4.1	4.1	0.0	0.0
Ready-mix concrete	13	33	7.0	0.2	-1.3	2.3	0.9	0.1
Ready-mix concrete	13	3301	7.0	0.2	-1.3	2.3	0.9	0.1
Ready-mix concrete	13	330101	7.0	0.2	-1.3	2.3	0.9	0.1
Northeast region ready-mix concrete	13	330101A	10.2	-0.6	-1.6	0.0	4.0	0.0
Midwest region ready-mix concrete	13	330101B	7.4	0.1	-1.8	3.9	-0.8	0.0
South region ready-mix concrete	13	330101C	8.2	0.3	-1.3	2.5	1.7	-0.2
West region ready-mix concrete	13	330101D	3.6	0.5	-0.5	1.4	-0.2	0.7
Precast concrete products	13	34	4.2	0.0	0.4	0.9	0.5	0.0
Precast concrete products	13	3401	4.2	0.0	0.4	0.9	0.5	0.0
Precast concrete products	13	340106	4.2	0.0	0.4	0.9	0.5	0.0
Precast concrete slabs and tile, roof and floor units	13	3401061	-0.3	0.0	0.0	0.0	0.0	0.0
Precast concrete architectural wall panels	13	3401062	4.6	-0.3	0.0	1.8	0.0	0.0
Burial vaults and boxes, precast concrete	13	3401063	4.2	0.0	0.0	2.7	0.0	0.7
Precast concrete products (excl burial vaults and boxes, slabs and tile, and arch. wall panels)	13	3401064	4.6	0.1	0.5	0.7	0.7	-0.1
Prestressed concrete products	13	35	3.5	3.7	-0.3	-0.8	0.3	-0.5
Prestressed concrete products	13	3501	3.5	3.7	-0.3	-0.8	0.3	-0.5
Prestressed concrete products	13	350107	3.5	3.7	-0.3	-0.8	0.3	-0.5
Prestressed concrete bridge beams and solid and hollow cored slabs and panels	13	3501071	-3.4	-0.2	-0.5	-1.6	0.7	-1.0
Prestressed concrete bridge beams	13	35010711	-2.4	-0.3	-0.7	-0.6	-0.1	-1.4
Prestressed concrete solid and hollow cored slabs and panels	13	35010712	-5.6	0.0	0.0	-4.1	2.7	0.0
Prestressed concrete products (excl bridge beams and solid and hollow cored slabs and panels)	13	3501072	11.7	8.3	0.0	0.0	0.0	0.0
Clay construction products ex. refractories	13	4	4.0	2.0	-1.2	0.4	1.7	-0.3
Brick and structural clay tile	13	42	4.0	0.0	0.0	0.8	2.5	0.3
Building or common brick	13	4201	4.0	0.0	0.0	0.7	2.5	0.3
Building or common brick	13	420101	4.0	0.0	0.0	0.7	2.5	0.3
Glazed brick and other brick (paving, floor, and sewer)	13	4202	6.4	0.0	0.0	5.7	0.0	0.0
Glazed brick and other brick (paving, floor, and sewer)	13	420201	6.4	0.0	0.0	5.7	0.0	0.0
Clay floor and wall tile, glazed and unglazed	13	44	3.8	4.4	-2.6	0.0	1.0	-1.4
Clay floor and wall tile, glazed and unglazed (including quarry tile and ceramic mosaic tile)	13	4401	3.8	4.4	-2.6	0.0	1.0	-1.4

See footnotes at end of table.

Table 7. Producer price index percentage changes for commodity and service groupings and individual items, not seasonally adjusted — Continued
 [March 2024]

Title	Commodity code		Unadjusted 12-month percent change ¹ Mar. 2023 to Mar. 2024 ^P	Unadjusted 1-month percent change ¹				
	Group code	Item code		Oct. to Nov.	Nov. to Dec. ^P	Dec. to Jan. ^P	Jan. to Feb. ^P	Feb. to Mar. ^P
Clay floor and wall tile, glazed and unglazed (including quarry tile and ceramic mosaic tile).....	13	440131	3.8	4.4	-2.6	0.0	1.0	-1.4
Structural clay products, n.e.c.....	13	45	5.2	0.2	0.0	0.8	0.0	4.1
Structural clay products, n.e.c.....	13	4501	5.2	0.2	0.0	0.8	0.0	4.1
All other structural clay products, excluding clay refractories.....	13	450199	5.6	0.2	0.0	0.4	0.0	5.0
Refractories.....	13	5	1.2	-0.1	0.3	1.1	-0.3	0.0
Clay refractories.....	13	52	0.8	0.0	0.0	0.8	0.0	0.0
Clay refractories.....	13	5201	0.8	0.0	0.0	0.8	0.0	0.0
Clay refractories.....	13	520181	0.8	0.0	0.0	0.8	0.0	0.0
Nonclay refractories.....	13	53	2.3	-0.2	1.0	1.7	-0.9	0.0
Nonclay refractories (excluding dead-burned magnesia).....	13	5301	2.3	-0.2	1.0	1.7	-0.9	0.0
Nonclay refractories (excluding dead-burned magnesia).....	13	530112	2.3	-0.2	1.0	1.7	-0.9	0.0
Asphalt felts and coatings.....	13	6	5.9	-0.4	0.3	-0.3	0.9	0.1
Prepared asphalt and tar roofing and siding products.....	13	61	7.0	-0.5	0.3	-0.4	1.1	0.1
Prepared asphalt and tar roofing and siding products.....	13	6101	7.0	-0.5	0.3	-0.4	1.1	0.1
Prepared asphalt and tar roofing and siding products.....	13	610131	7.0	-0.5	0.3	-0.4	1.1	0.1
Asphalt smooth-surfaced roll roofing and cap sheets, organic and fiberglass base.....	13	6101311	6.5	-0.5	0.0	0.0	0.0	0.0
Asphalt mineral-surfaced roll roofing and cap sheets, organic and fiberglass base.....	13	6101312	2.7	0.1	0.0	-0.3	0.3	-0.1
Other prepared asphalt and tar products for roofing and siding.....	13	6101317	0.7	0.0	-0.4	0.0	-0.2	0.5
Roofing asphalts, pitches, coatings, and cement.....	13	62	0.6	0.1	0.0	0.5	0.0	0.0
Roofing asphalts, pitches, coatings, and cement.....	13	6201	0.6	0.1	0.0	0.5	0.0	0.0
Roofing asphalts, pitches, coatings, and cement.....	13	620121	0.6	0.1	0.0	0.5	0.0	0.0
Gypsum products.....	13	7	1.1	0.0	-0.2	0.0	2.5	1.9
Gypsum products.....	13	71	1.1	0.0	-0.2	0.0	2.5	1.9
Gypsum products.....	13	7101	1.1	0.0	-0.2	0.0	2.5	1.9
Gypsum building materials.....	13	710102	1.3	-0.1	-0.2	0.0	3.0	2.2
Other gypsum products.....	13	710116	0.0	0.0	0.0	0.0	0.0	0.0
Glass containers.....	13	8	1.6	-0.6	-0.1	3.6	0.0	0.1
Glass containers.....	13	81	1.6	-0.6	-0.1	3.6	0.0	0.1
Glass containers (including value of packaging).....	13	8101	1.6	-0.6	-0.1	3.6	0.0	0.1
Glass containers (including value of packaging).....	13	810104	1.6	-0.6	-0.1	3.6	0.0	0.1
Other nonmetallic minerals.....	13	9	2.8	0.2	-0.2	3.9	0.6	0.1
Insulation materials.....	13	92	3.9	0.0	0.3	1.9	2.3	-0.1
Mineral wool for thermal and acoustical envelope insulation.....	13	9201	2.3	0.0	0.3	0.4	2.8	0.4
Mineral wool for thermal and acoustical envelope insulation.....	13	920105	2.3	0.0	0.3	0.4	2.8	0.4
Mineral wool for industrial, equipment, and appliance insulation.....	13	9202	6.3	0.0	0.5	4.0	1.5	-0.8
Mineral wool for industrial, equipment, and appliance insulation.....	13	920201	6.3	0.0	0.5	4.0	1.5	-0.8
Paving mixtures and blocks.....	13	94	0.9	0.3	-0.4	8.1	0.1	-0.6
Paving mixtures and blocks.....	13	9401	0.9	0.3	-0.4	8.1	0.1	-0.6
Paving mixtures and blocks.....	13	940113	0.9	0.3	-0.4	8.1	0.1	-0.6
Emulsified asphalt, including liquid additives.....	13	940113A	3.5	0.2	0.4	-0.2	-0.4	0.0
Other liquid asphalt and tar paving materials, including cut-backs.....	13	940113B	-1.7	-0.1	0.0	1.8	-0.1	0.0
Asphalt and tar paving mixtures (excluding liquid).....	13	940113C	-1.6	0.5	-1.4	20.9	0.7	-1.3
Cut stone and stone products.....	13	95	2.5	0.0	0.0	1.5	0.7	0.0
Cut stone and stone products.....	13	9501	2.5	0.0	0.0	1.5	0.7	0.0
Dressed dimension granite (including gneiss, syenite, diorite, and cut granite).....	13	950111	1.8	0.0	0.0	1.9	0.9	0.0
Dressed dimension limestone (including dolomite, travertine, calcareous, tufa, & cut limestone).....	13	950121	5.4	0.0	0.0	5.4	0.0	0.0
Dressed dimension marble and other stone.....	13	950151	3.2	0.0	0.0	0.0	0.5	0.0
Gaskets, packing, and sealing devices.....	13	98	2.6	0.2	0.0	1.8	0.0	0.2
Gaskets and gasketing material.....	13	9801	1.3	0.3	0.0	0.6	0.0	0.3
Nonmetallic gaskets and gasketing.....	13	980111	0.7	0.5	0.0	0.9	0.0	0.5
Metallic gaskets and machined seals.....	13	980112	2.0	0.0	0.0	0.3	0.0	0.0
Packing and sealing.....	13	9802	4.7	0.0	0.0	3.6	0.0	0.0
Molded packing and sealing devices.....	13	980212	2.9	0.0	0.0	0.8	0.0	0.0
Rotary oil seals.....	13	980214	4.0	0.0	0.0	3.5	0.0	0.0
Nonmetallic minerals and products, n.e.c.....	13	99	5.4	0.4	-0.5	1.6	0.7	1.1
Clay and stone mining and quarrying.....	13	9902	6.9	0.6	-0.9	0.9	1.3	2.2

See footnotes at end of table.

Table 7. Producer price index percentage changes for commodity and service groupings and individual items, not seasonally adjusted — Continued
 [March 2024]

Title	Commodity code		Unadjusted 12-month percent change ¹	Unadjusted 1-month percent change ¹				
	Group code	Item code		Mar. 2023 to Mar. 2024 ^P	Oct. to Nov.	Nov. to Dec. ^P	Dec. to Jan. ^P	Jan. to Feb. ^P
Ground or treated minerals and earths.	13	990209	3.0	0.0	-0.5	0.3	0.2	-0.4
Treated lightweight aggregate and crushed slag, minerals and earths.	13	9902094	1.6	0.0	0.0	0.2	-0.5	-0.5
Other minerals and earths, treated.	13	9902096	4.4	0.0	-1.3	0.0	1.0	-0.3
Dimension stone mining and quarrying.	13	990211	24.5	0.0	0.0	6.7	0.4	0.0
Clay, excluding kaolin and ball clay.	13	990214	1.4	0.7	0.1	-0.7	0.0	0.2
Bentonite.	13	990214C	2.9	0.5	0.0	-0.4	0.0	0.0
All other nonmetallic minerals, including talc and gypsum.	13	990299	17.5	4.2	-3.8	1.1	8.0	16.0
All other nonmetallic mineral products.	13	9903	3.3	0.0	0.0	2.7	0.0	-0.3
Other nonmetallic mineral products.	13	990319	0.9	0.0	0.0	0.5	0.0	-0.6
Transportation equipment.	14	—	1.7	0.1	-0.1	0.3	0.2	0.1
Motor vehicles and equipment.	14	1	0.9	0.1	-0.3	0.2	0.1	0.1
Motor vehicles.	14	11	0.8	0.1	-0.5	0.2	0.2	0.0
Passenger cars and chassis.	14	1101	-2.8	0.0	-2.9	0.1	0.0	-0.2
Passenger cars and chassis.	14	110131	-2.8	0.0	-2.9	0.1	0.0	-0.2
Motorcycles, including three-wheel motorbikes, motorscooters, mopeds, and parts.	14	1104	2.5	0.0	0.0	0.1	0.0	2.0
Motorcycles, including three-wheel motorbikes, motorscooters, mopeds, and parts.	14	110401	2.5	0.0	0.0	0.1	0.0	2.0
Trucks, truck tractors, & bus chassis 14,000 lb or less, incl. minivans & suvs.	14	1105	1.5	0.2	0.0	0.3	0.2	0.0
Trucks, truck tractors, & bus chassis 14,000 lb or less, incl. minivans & suvs.	14	110571	1.5	0.2	0.0	0.3	0.2	0.0
Trucks, over 14,000 lbs GVW.	14	1106	1.2	0.0	0.1	0.0	0.0	0.0
Trucks, over 14,000 lbs GVW.	14	110684	1.2	0.0	0.1	0.0	0.0	0.0
Truck, truck tractors, and bus chassis (chassis of own manufacture) 14,001 to 33,000 lbs.	14	1106841	2.5	0.2	0.1	0.0	0.0	0.0
Buses, including military and firefighting vehicles (chassis of own manufacture).	14	1106843	1.8	0.0	0.0	0.0	0.0	0.0
Motor vehicles parts.	14	12	1.0	0.1	-0.2	0.1	0.1	0.1
Motor vehicle parts.	14	1205	1.0	0.1	-0.2	0.1	0.1	0.1
Gasoline engines and engine parts, excl. carburetors, pistons, and valves.	14	120501	-0.5	0.0	-2.0	0.0	0.2	0.5
Motor vehicle steering and suspension parts.	14	120502	0.0	0.0	0.0	-1.4	0.1	-0.1
Motor vehicle transmission and power train.	14	120503	1.2	0.1	0.1	0.2	0.1	-0.2
Motor vehicle drive train components, except wheels and brakes, new.	14	1205031	0.9	0.1	0.1	0.0	0.1	-0.2
Motor vehicle transmissions except auxiliary and parts, new.	14	12050310	1.7	0.0	0.0	2.6	-0.1	-0.5
Parts for manual and automatic transmissions, new.	14	12050313	0.6	-0.2	0.4	-0.7	0.1	-0.1
Other motor vehicle drive train components, except wheels and brakes, new.	14	12050315	1.5	0.6	0.1	0.2	0.4	0.0
Motor vehicle drive train components, rebuilt.	14	1205033	6.6	0.0	0.5	3.8	0.0	0.0
Motor vehicle brake systems.	14	120504	3.5	0.0	0.5	2.6	-0.1	0.1
Motor vehicle brake parts and assemblies, new.	14	1205041	3.9	0.0	0.5	2.8	-0.1	0.1
Motor vehicle drum brake assemblies and parts, new.	14	1205041A	-1.0	1.2	-0.5	2.4	0.0	0.0
Other motor vehicle brake parts and assemblies, new.	14	1205041B	2.6	-0.8	1.5	1.0	-0.1	0.2
Motor vehicle disc brake assemblies and parts, new.	14	1205041C	11.4	0.0	0.0	6.3	0.0	0.0
Filters for internal combustion engines and motor vehicles.	14	120505	—	0.4	0.0	0.0	0.0	—
Other motor vehicle parts.	14	120508	1.5	-0.1	0.2	0.1	0.3	-0.1
Vehicle seating and interior trim.	14	120511	0.0	0.1	0.0	0.0	0.1	0.3
Automobile trimmings.	14	1205111	0.3	0.4	0.0	0.0	0.1	0.4
Seats for public conveyance and aircraft.	14	1205113	0.4	-0.1	0.1	0.0	0.2	0.6
Carburetors, pistons, piston rings, and valves.	14	120513	4.2	1.2	0.0	0.0	0.4	-0.1
Motor vehicle electrical and electronic equipment.	14	120514	1.9	0.0	0.0	0.4	0.4	0.0
Vehicular lighting equipment.	14	1205141	2.3	-0.1	0.0	0.4	1.8	0.1
Other motor vehicle electrical and electronic equipment.	14	1205142	1.8	0.0	0.0	0.4	0.0	0.0
Battery charging alternators, generators, and regulators.	14	12051422	1.4	0.0	-0.2	0.0	0.1	0.3
Parts for electrical and electronic engine equipment.	14	12051424	2.0	0.0	0.0	0.1	0.0	0.0
All other miscellaneous non-engine electrical and electronic equipment.	14	12051425	0.1	0.0	0.0	0.0	0.0	0.0
All other miscellaneous complete engine electrical equipment, including spark plugs.	14	12051426	5.9	0.0	0.0	1.9	0.0	0.0
Truck and bus bodies.	14	13	4.1	-0.1	0.6	0.7	0.0	0.9
Truck and bus bodies sold separately.	14	1301	4.9	-0.2	0.8	0.9	0.0	1.1
Other truck and vehicle bodies, sold separately.	14	13015	3.0	-0.1	0.9	0.2	0.0	1.2
Dump truck bodies, sold separately.	14	130151	1.8	-0.5	0.0	0.0	0.0	0.0
All other truck and vehicle bodies, sold separately.	14	130152	3.4	0.0	1.3	0.3	0.0	1.9

See footnotes at end of table.

Table 7. Producer price index percentage changes for commodity and service groupings and individual items, not seasonally adjusted — Continued
 [March 2024]

Title	Commodity code		Unadjusted 12-month percent change ¹	Unadjusted 1-month percent change ¹				
	Group code	Item code		Mar. 2023 to Mar. 2024 ^P	Oct. to Nov.	Nov. to Dec. ^P	Dec. to Jan. ^P	Jan. to Feb. ^P
Service truck bodies, sold separately.....	14	130153	3.3	0.0	0.0	0.0	0.0	0.0
Complete vehicles on purchased chassis.....	14	1302	1.9	0.3	0.2	0.2	0.1	0.2
Buses and firefighting vehicles, complete, produced on purchased chassis.....	14	13027	0.8	0.1	0.1	0.0	0.1	0.1
Buses and firefighting vehicles, complete, produced on purchased chassis.....	14	130275	0.8	0.1	0.1	0.0	0.1	0.1
Other trucks and vehicles, complete, produced on purchased chassis, except upfitting trucks.....	14	130294	5.6	0.9	0.5	0.7	0.1	0.5
Truck trailers.....	14	14	-0.8	0.0	0.0	-0.3	0.6	-0.1
Truck trailers.....	14	1406	-0.8	0.0	0.0	-0.3	0.6	-0.1
Truck trailers and chassis, axle rating 10,000 lb or more.....	14	140602	-0.9	0.0	0.0	-0.4	0.6	-0.1
Truck trailers and chassis, axle rating less than 10,000 lb.....	14	140603	0.9	0.0	-0.1	0.8	0.0	0.0
Motor homes, built on purchased chassis.....	14	15	0.8	0.0	0.0	0.0	0.0	0.0
Motor homes, built on purchased chassis.....	14	1501	0.8	0.0	0.0	0.0	0.0	0.0
Motor homes, built on purchased chassis.....	14	150101	0.8	0.0	0.0	0.0	0.0	0.0
Travel trailers and campers.....	14	16	0.6	0.0	0.0	0.0	0.0	0.0
Travel trailers.....	14	1601	0.3	0.0	0.0	0.0	0.0	0.0
Travel trailers.....	14	160101	0.3	0.0	0.0	0.0	0.0	0.0
Conventional travel trailers.....	14	1601016	0.7	0.0	0.0	0.0	0.0	0.0
Camping trailers, campers, pick-up covers, and parts.....	14	1602	1.8	0.0	0.0	0.0	0.0	0.0
Camping trailers, campers, pick-up covers, and parts.....	14	160201	1.8	0.0	0.0	0.0	0.0	0.0
Other parts and components, excluding appliances and furnishings.....	14	1602013	2.2	0.0	0.0	0.0	0.0	0.0
Truck campers, caps, box covers, and fold-down camping trailers.....	14	1602014	-	0.0	0.0	0.0	-	-
Aircraft and aircraft equipment.....	14	2	3.9	0.2	0.2	0.6	0.4	0.1
Aircraft.....	14	21	4.7	0.0	0.2	0.6	0.3	0.2
Civilian aircraft.....	14	2102	3.7	0.0	0.3	0.5	0.4	0.2
Civilian aircraft.....	14	210206	3.7	0.0	0.3	0.5	0.4	0.2
Military aircraft.....	14	2104	7.1	0.1	0.0	0.9	0.0	0.0
Military aircraft.....	14	210401	7.1	0.1	0.0	0.9	0.0	0.0
Aircraft engine and engine parts.....	14	23	3.4	0.8	0.5	0.8	0.6	0.0
Aircraft engine and engine parts.....	14	2301	3.4	0.8	0.5	0.8	0.6	0.0
Aircraft engine and engine parts.....	14	230101	3.4	0.8	0.5	0.8	0.6	0.0
Aeronautical services on aircraft engines.....	14	2301015	14.1	5.7	2.9	-0.2	4.5	0.0
Aircraft engine parts and accessories.....	14	2301017	3.6	0.0	0.2	1.8	-0.1	0.0
Parts and accessories for military aircraft engines.....	14	23010175	1.5	0.0	0.5	0.3	0.0	-0.1
Parts and accessories for civilian aircraft engines.....	14	23010177	4.6	0.0	0.0	2.6	-0.1	0.1
Other aircraft parts and equipment.....	14	25	1.5	0.1	0.0	0.5	0.3	0.0
Other aircraft parts and equipment.....	14	2501	1.5	0.1	0.0	0.5	0.3	0.0
Aircraft propellers and helicopter rotors.....	14	250102	0.7	0.5	0.0	0.0	0.0	0.1
Aircraft parts and auxiliary equipment.....	14	250103	1.6	0.1	0.0	0.5	0.3	0.0
Aircraft landing gear for civilian and military aircraft.....	14	2501032	5.2	0.0	0.0	4.4	0.8	0.0
Other aircraft subassemblies and parts for military aircraft.....	14	2501033	3.1	0.4	0.0	0.3	1.4	0.0
Other aircraft subassemblies and parts for civilian aircraft.....	14	2501034	1.2	0.0	0.0	0.3	0.2	0.0
Ships and boats.....	14	3	2.7	0.1	0.1	0.2	0.1	0.1
Ships.....	14	31	2.5	0.0	0.1	0.0	0.3	0.0
Military self-propelled ships, new construction.....	14	3102	1.6	0.0	-0.2	0.0	0.4	0.0
Military self-propelled ships, new construction.....	14	310201	1.6	0.0	-0.2	0.0	0.4	0.0
Nonmilitary self-propelled ships, new construction.....	14	3103	4.9	0.0	1.9	0.0	0.0	0.0
Nonmilitary self-propelled ships, new construction.....	14	310301	4.9	0.0	1.9	0.0	0.0	0.0
Boats.....	14	32	3.0	0.1	0.1	0.4	-0.1	0.2
Outboard motorboats, including commercial and military (except sailboats and lifeboats).....	14	3201	2.9	0.1	0.1	0.4	-0.1	0.2
Outboard motorboats, wood or metal, incl. comm. and military (exc. sailboats and lifeboats).....	14	320107	0.7	0.2	0.2	0.2	-1.3	0.3
Outboard motorboats, plastics/fiberglass, incl. comm. and mil. (exc. sailboats and lifeboats).....	14	320108	4.1	0.0	0.0	0.5	0.6	0.1
Inboard motorboats, including commercial and military (except sailboats and lifeboats).....	14	3202	3.9	0.1	0.6	-0.2	0.5	0.1
Inboard cabin cruisers, including commercial and military (except sailboats and lifeboats).....	14	320206	5.4	0.1	0.8	0.7	0.6	0.1
Other inboard motorboats, including commercial and military (except sailboats and lifeboats).....	14	320207	0.0	0.0	0.0	-2.5	0.0	0.0
Inboard-outdrive boats, including commercial and military (except sailboats and lifeboats).....	14	3203	3.2	0.0	0.0	0.0	-0.5	0.0

See footnotes at end of table.

Table 7. Producer price index percentage changes for commodity and service groupings and individual items, not seasonally adjusted — Continued
 [March 2024]

Title	Commodity code		Unadjusted 12-month percent change ¹	Unadjusted 1-month percent change ¹				
	Group code	Item code		Mar. 2023 to Mar. 2024 ^P	Oct. to Nov.	Nov. to Dec. ^P	Dec. to Jan. ^P	Jan. to Feb. ^P
All other inboard-outdrive boats, incl. comm. and military (except sailboats and lifeboats).....	14	320310	3.2	0.0	0.0	0.0	-0.5	0.0
All other boats (excluding military and commercial).....	14	3204	2.9	0.7	0.0	1.4	0.0	0.0
All other boats (excluding military and commercial).....	14	320406	2.9	0.7	0.0	1.4	0.0	0.0
Railroad equipment.....	14	4	0.9	0.3	0.0	0.1	0.1	0.1
Railroad cars and locomotives.....	14	44	0.5	0.5	0.0	0.0	0.0	0.0
Railroad cars and locomotives.....	14	4401	0.5	0.5	0.0	0.0	0.0	0.0
Railroad cars.....	14	440102	—	1.2	0.0	0.1	0.0	—
Railway maintenance of way equipment and parts.....	14	45	1.9	0.0	0.0	0.2	0.4	0.3
Railway maintenance of way equipment and parts.....	14	4501	1.9	0.0	0.0	0.2	0.4	0.3
Air brake and other brake equipment.....	14	450101	-0.2	0.0	0.0	0.0	0.0	0.0
Transportation equipment, n.e.c.....	14	9	-2.0	-0.1	-0.1	-0.4	-0.1	-1.3
Transportation equipment, n.e.c.....	14	91	-2.0	-0.1	-0.1	-0.4	-0.1	-1.3
Other transportation equipment, incl. golf carts, vehicle trailers, and all-terrain vehicles.....	14	9111	-2.0	-0.1	-0.1	-0.4	-0.1	-1.3
Automobile and light truck trailers.....	14	911104	-1.8	-0.4	-0.6	-1.8	-0.3	0.0
All other miscellaneous transportation equipment, including all-terrain vehicles.....	14	911105	-2.4	0.0	0.1	0.2	0.0	-2.1
All-terrain vehicles and parts.....	14	9111051	-0.5	0.0	0.3	0.4	0.0	-0.8
All other miscellaneous transportation equipment and parts.....	14	9111052	-3.4	0.0	0.0	0.1	0.0	-2.8
Miscellaneous products.....	15	—	5.4	0.4	0.6	0.5	1.0	0.5
Toys, sporting goods, small arms, etc.....	15	1	7.5	1.3	1.3	1.4	0.2	1.2
Toys, games, and children's vehicles.....	15	11	0.3	0.0	0.0	0.1	0.0	0.0
Toys, games, and children's vehicles.....	15	1101	0.3	0.0	0.0	0.1	0.0	0.0
Nonelectronic games and puzzles (excl. toys), and electronic toys (incl. parts).....	15	110152	0.0	0.0	0.0	0.0	0.0	0.0
Nonelectronic games and puzzles, including parts.....	15	1101521	0.0	0.0	0.0	0.0	0.0	0.0
Other nonelectronic toys, including parts.....	15	110154	0.2	0.0	0.0	0.2	0.0	0.0
Models, science & craft kits/supply, & collectors' miniatures.....	15	110155	3.0	0.0	0.0	2.1	0.0	0.0
Sporting and athletic goods.....	15	12	11.6	2.2	2.1	1.2	0.3	2.0
Sporting and athletic goods.....	15	1201	11.6	2.2	2.1	1.2	0.3	2.0
Golf equipment, excluding apparel and shoes.....	15	120127	37.0	7.3	6.8	0.2	0.0	6.3
Bicycles, adult tricycles, unicycles and parts.....	15	120182	-1.9	0.8	0.1	0.2	1.3	0.0
Playground equipment.....	15	120185	8.3	0.0	0.6	3.1	0.0	0.0
Gymnasium and exercise equipment.....	15	120192	0.8	0.0	0.0	0.0	1.0	0.0
Other sporting and athletic goods.....	15	120193	2.3	0.0	0.0	2.3	0.0	0.0
Small arms and ammunition.....	15	13	1.8	0.0	0.0	2.2	0.0	0.0
Small arms.....	15	1301	0.1	0.0	0.0	0.1	0.0	0.0
Single barrel shotguns, other small firearms n.e.c., and parts & attachments for small arms.....	15	130128	0.4	0.0	0.0	0.4	0.0	0.0
Small arms ammunition.....	15	1302	4.9	0.0	0.0	5.9	0.0	0.1
Small arms cartridges and shells.....	15	130281	5.6	0.0	0.0	6.9	0.0	0.1
Other ammunition products.....	15	130282	—	0.0	0.0	2.2	0.0	—
Tobacco products, incl. stemmed & redried.....	15	2	10.3	1.5	0.0	0.8	2.2	0.0
Cigarettes, excluding electronic.....	15	21	11.3	1.6	0.0	0.8	2.6	0.0
Cigarettes, excluding electronic.....	15	2101	11.3	1.6	0.0	0.8	2.6	0.0
Cigarettes, excluding electronic.....	15	210105	11.3	1.6	0.0	0.8	2.6	0.0
Stemmed and redried tobacco.....	15	24	2.4	0.0	0.2	0.4	0.0	1.5
Stemmed and redried tobacco.....	15	2402	2.4	0.0	0.2	0.4	0.0	1.5
Stemmed and redried tobacco.....	15	240208	2.4	0.0	0.2	0.4	0.0	1.5
Tobacco, unstemmed leaf, redried before packing.....	15	2402081	4.1	0.0	0.4	0.4	0.0	2.7
Tobacco, stemmed.....	15	2402084	0.2	0.0	0.0	0.4	0.0	0.0
Other tobacco products.....	15	25	5.1	0.8	0.0	0.6	0.3	0.0
Other tobacco products.....	15	2501	5.1	0.8	0.0	0.6	0.3	0.0
Other tobacco products.....	15	250101	5.1	0.8	0.0	0.6	0.3	0.0
Cigars.....	15	2501011	7.3	0.0	0.0	0.0	0.0	0.0
Chewing and smoking tobacco.....	15	2501014	4.6	0.9	0.0	0.8	0.4	0.0
Notions.....	15	3	5.0	0.0	1.7	0.0	0.1	0.0
Fasteners, zippers, buttons, needles, pins, and buckles.....	15	32	5.0	0.0	1.7	0.0	0.1	0.0
Fasteners, zippers, buttons, needles, pins, and buckles.....	15	3201	5.0	0.0	1.7	0.0	0.1	0.0

See footnotes at end of table.

Table 7. Producer price index percentage changes for commodity and service groupings and individual items, not seasonally adjusted — Continued
 [March 2024]

Title	Commodity code		Unadjusted 12-month percent change ¹	Unadjusted 1-month percent change ¹				
	Group code	Item code		Mar. 2023 to Mar. 2024 ^P	Oct. to Nov.	Nov. to Dec. ^P	Dec. to Jan. ^P	Jan. to Feb. ^P
Fasteners, zippers, buttons, needles, pins, and buckles (except precious metal).....	15	320100	5.0	0.0	1.7	0.0	0.1	0.0
Photographic equipment and supplies.....	15	4	3.6	-6.6	8.1	-5.7	3.4	2.2
Photographic supplies.....	15	42	2.5	-8.4	10.6	-8.8	4.4	2.8
Photographic supplies.....	15	4206	2.5	-8.4	10.6	-8.8	4.4	2.8
Photographic supplies.....	15	420601	2.5	-8.4	10.6	-8.8	4.4	2.8
Prepared photographic chemicals.....	15	4206011	-2.7	0.0	-1.3	0.2	0.0	0.0
Photographic sensitized film, plates, paper, & cloth.....	15	4206012	4.5	-11.6	15.6	-12.0	6.3	3.9
Photographic sensitized film, plates, paper, & cloth, silver-halide-type (excl X-ray).....	15	42060121	-	-13.5	18.5	-14.1	7.5	-
Photographic sensitized film, plates, paper & cloth, other than silver-halide-type (incl X-ray).....	15	42060122	1.2	-0.1	1.0	0.0	0.0	3.9
Mobile homes.....	15	5	-1.2	0.1	0.0	0.0	0.2	0.0
Manufactured homes (mobile homes), all sizes (incl. multisection).....	15	53	-1.2	0.1	0.0	0.0	0.2	0.0
Manufactured mobile homes and nonresidential mobile buildings.....	15	5303	-1.2	0.1	0.0	0.0	0.2	0.0
Manufactured homes (mobile homes), all width sizes (incl. multisection).....	15	530301	-1.2	0.1	0.0	0.0	0.2	0.0
Medical, surgical & personal aid devices.....	15	6	2.5	0.4	0.1	0.8	0.5	0.1
Surgical and medical instruments.....	15	62	2.7	0.2	0.0	1.3	0.0	0.6
Surgical and medical instruments.....	15	6201	2.7	0.2	0.0	1.3	0.0	0.6
Surgical and medical instruments.....	15	620103	2.7	0.2	0.0	1.3	0.0	0.6
Surgical and medical catheters.....	15	6201031	3.3	0.6	-0.8	3.0	0.0	0.9
Orthopedic and surgical instruments.....	15	6201033	3.4	0.0	0.1	0.2	0.1	2.3
Other surgical and medical apparatus and instruments, excluding parts.....	15	6201037	2.3	0.5	0.1	2.6	0.0	-0.5
Parts for surgical and medical apparatus and instruments.....	15	6201038	0.7	0.0	0.3	1.6	0.0	-1.0
Medical and surgical appliances and supplies.....	15	63	0.9	0.7	0.1	0.1	0.5	-0.4
Medical and surgical appliances and supplies.....	15	6301	0.9	0.7	0.1	0.1	0.5	-0.4
Medical and surgical appliances and supplies.....	15	630104	0.9	0.7	0.1	0.1	0.5	-0.4
Artificial joints and limbs.....	15	6301041	-4.5	-0.3	1.0	-1.3	0.1	-2.6
Other orthopedic and prosthetic appliances.....	15	6301042	-0.8	0.0	0.2	0.0	0.0	-0.1
All other surgical and medical items.....	15	6301044	2.1	0.9	-0.1	0.3	0.6	-0.1
Ophthalmic goods.....	15	64	8.0	0.0	0.0	0.7	3.3	-0.5
Ophthalmic goods.....	15	6401	8.0	0.0	0.0	0.7	3.3	-0.5
Dental equipment and supplies.....	15	65	4.2	0.0	0.2	0.9	0.3	0.0
Dental equipment and supplies.....	15	6501	4.2	0.0	0.2	0.9	0.3	0.0
Dental equipment and supplies.....	15	650107	4.2	0.0	0.2	0.9	0.3	0.0
Professional dental equipment and supplies.....	15	6501071	3.7	0.0	0.3	1.1	0.3	0.0
Professional dental equipment.....	15	65010713	2.8	0.0	0.0	1.1	0.2	0.0
Professional dental supplies.....	15	65010714	6.3	0.1	0.9	1.3	0.8	-0.1
Other industrial safety equipment.....	15	7	4.5	0.1	0.0	1.2	0.6	0.5
Personal safety equipment and clothing.....	15	71	4.5	0.1	0.0	1.2	0.6	0.5
Personal safety equipment and clothing.....	15	7108	4.5	0.1	0.0	1.2	0.6	0.5
Personal safety equipment and clothing.....	15	710802	4.5	0.1	0.0	1.2	0.6	0.5
Other miscellaneous products.....	15	9	3.6	0.0	0.6	0.0	0.2	1.1
Burial caskets.....	15	91	1.2	0.0	0.0	1.5	0.0	0.0
Burial caskets.....	15	9101	1.2	0.0	0.0	1.5	0.0	0.0
Burial caskets.....	15	910109	1.2	0.0	0.0	1.5	0.0	0.0
Metal burial caskets & coffins, completely lined & trimmed, adult sizes.....	15	9101091	-0.5	0.0	0.0	0.0	0.0	0.0
Musical instruments.....	15	93	1.9	0.0	0.0	0.1	0.0	0.0
Musical instruments.....	15	9301	1.9	0.0	0.0	0.1	0.0	0.0
Nonelectronic pianos, organs, and nonelectronic piano and organ parts, excluding benches.....	15	930113	-	0.0	0.0	0.0	0.0	-
Other musical instruments and parts.....	15	930117	1.8	0.0	0.0	0.1	0.0	0.0
Other nonelectronic musical instruments.....	15	9301172	3.3	0.0	0.0	0.4	0.0	0.0
Other musical instrument parts & accessories, sold separately, excl. benches & instrument cases.....	15	9301173	-	0.0	0.0	0.0	0.0	0.0
Jewelry and jewelry products.....	15	94	3.8	1.5	1.4	0.5	-0.3	1.1
Jewelry (gold and platinum) and silverware.....	15	9402	4.5	2.4	2.6	0.5	-0.5	1.8
Jewelry, gold and platinum.....	15	940222	4.5	2.4	2.6	0.5	-0.5	1.8
Costume jewelry and novelties.....	15	9404	2.6	0.0	0.0	0.6	0.0	0.0

See footnotes at end of table.

Table 7. Producer price index percentage changes for commodity and service groupings and individual items, not seasonally adjusted — Continued
 [March 2024]

Title	Commodity code		Unadjusted 12-month percent change ¹	Unadjusted 1-month percent change ¹				
	Group code	Item code		Mar. 2023 to Mar. 2024 ^P	Oct. to Nov.	Nov. to Dec. ^P	Dec. to Jan. ^P	Jan. to Feb. ^P
Costume jewelry and novelties.....	15	940415	2.6	0.0	0.0	0.6	0.0	0.0
All other jewelry and personal goods (excluding costume).....	15	9407	2.2	1.0	-0.1	0.0	0.1	0.5
All other jewelry and personal goods (excluding costume).....	15	940714	2.2	1.0	-0.1	0.0	0.1	0.5
Jewelers' material and lapidary work.....	15	9408	5.6	0.2	0.3	0.4	-0.4	0.7
Pens, pencils, and marking devices.....	15	95	0.3	0.0	0.0	0.6	0.0	0.0
Pens, markers, mechanical pencils, and associated parts.....	15	9502	-1.1	0.0	0.0	1.2	0.0	0.0
Pens, markers, mechanical pencils, and associated parts.....	15	950210	-1.1	0.0	0.0	1.2	0.0	0.0
Lead pencils, art goods, office supplies and small office equipment, excluding paper.....	15	9503	0.5	0.0	0.0	0.5	0.0	0.0
Lead pencils, art goods, office supplies and small office equipment, excluding paper.....	15	950307	0.5	0.0	0.0	0.5	0.0	0.0
Marking devices.....	15	9504	1.9	0.0	0.0	0.0	0.2	0.0
Marking devices.....	15	950406	1.9	0.0	0.0	0.0	0.2	0.0
Brooms and brushes.....	15	97	2.4	0.8	0.0	0.5	0.2	0.0
Brooms, brushes and mops.....	15	9705	2.4	0.8	0.0	0.5	0.2	0.0
Brooms, mops, and dusters.....	15	970501	4.2	2.9	0.0	1.2	0.0	0.0
Brooms.....	15	9705011	6.9	6.3	0.0	0.5	0.0	0.0
Mops and dusters, including refills.....	15	9705012	1.9	0.0	0.0	1.9	0.0	0.0
Paint and varnish brushes and rollers.....	15	970502	1.4	0.0	0.0	-0.1	1.5	0.0
Paint and varnish brushes.....	15	9705021	3.0	0.0	0.0	0.0	3.0	0.0
Paint holders, pads, roller frames, and rollers.....	15	9705022	0.0	0.0	0.0	-0.1	0.1	0.0
Other brushes, excl. paint and varnish brushes.....	15	970503	1.8	0.0	0.0	0.4	-0.1	0.0
Personal brushes.....	15	9705031	0.3	-0.1	0.0	0.0	0.0	0.0
Brushes, other than personal.....	15	9705032	2.8	0.0	0.0	0.6	-0.1	0.0
Miscellaneous products, n.e.c.....	15	9A	4.3	-0.5	0.7	-0.3	0.4	1.4
Candles.....	15	9A01	1.8	0.0	0.0	1.8	0.0	0.0
Candles.....	15	9A0101	1.8	0.0	0.0	1.8	0.0	0.0
Signs and advertising displays.....	15	9A04	8.8	0.0	0.2	0.8	0.7	2.3
Non-electric signs and displays.....	15	9A0402	9.4	0.0	0.4	1.4	1.2	1.3
All other miscellaneous fabricated products and recyclable materials.....	15	9A09	-2.5	-1.5	1.5	-2.5	0.0	0.1
Other miscellaneous fabricated products.....	15	9A0901	1.4	0.0	0.2	0.4	0.0	0.1
Reproduction of audio and video media and software.....	15	9D	0.6	0.2	-0.2	0.0	-0.1	0.1
Reproduction of audio and video media and software.....	15	9D01	0.6	0.2	-0.2	0.0	-0.1	0.1
Services²								
Transportation services.....	30	—	0.3	-0.6	-0.2	0.5	0.7	1.0
Transportation of freight and mail.....	30	1	-0.1	-0.2	-0.8	0.9	0.6	0.2
Rail transportation of freight and mail.....	30	11	0.8	0.4	-0.1	1.1	-1.4	0.0
Rail transportation of freight and mail.....	30	1101	0.8	0.4	-0.1	1.1	-1.4	0.0
Rail transportation of freight and mail.....	30	110101	0.8	0.4	-0.1	1.1	-1.4	0.0
Truck transportation of freight.....	30	12	-3.6	-0.2	-1.5	-0.2	0.7	0.4
Local motor carrying.....	30	1201	-1.1	-0.3	0.3	0.5	0.0	0.9
Local motor carrying.....	30	120101	-1.1	-0.3	0.3	0.5	0.0	0.9
Long-distance motor carrying.....	30	1202	-4.5	-0.2	-2.1	-0.4	0.9	0.2
Long-distance motor carrying.....	30	120201	-4.5	-0.2	-2.1	-0.4	0.9	0.2
Water transportation of freight.....	30	13	11.0	-1.4	2.2	1.1	2.1	1.1
Deep sea water transportation of freight.....	30	1301	6.0	-3.1	3.1	3.1	0.6	0.8
Deep sea water transportation of freight.....	30	130101	6.0	-3.1	3.1	3.1	0.6	0.8
Coastal and intercoastal water transportation of freight.....	30	1302	16.8	-0.6	3.8	-0.1	5.0	2.1
Coastal and intercoastal water transportation of freight.....	30	130201	16.8	-0.6	3.8	-0.1	5.0	2.1
Great Lakes-St Lawrence Seaway water transportation of freight.....	30	1303	-1.4	-0.6	-1.0	-0.9	-0.3	1.7
Great lakes-St Lawrence Seaway water transportation of freight.....	30	130301	-1.4	-0.6	-1.0	-0.9	-0.3	1.7
Inland waterways transportation of freight.....	30	1304	15.8	0.1	-0.2	-0.2	1.5	0.4
Inland waterways transportation of freight.....	30	130401	15.8	0.1	-0.2	-0.2	1.5	0.4
Air transportation of freight.....	30	14	0.4	2.1	-1.1	-0.7	-1.0	-0.1
Air transportation of freight.....	30	1401	0.4	2.1	-1.1	-0.7	-1.0	-0.1
Air transportation of freight, domestic.....	30	140102	-0.8	-0.7	-0.7	-0.1	-0.4	-0.7
Air transportation of freight, international.....	30	140103	2.5	7.1	-1.7	-1.8	-2.0	0.8
Courier, messenger, and U.S. postal services.....	30	16	5.2	-0.4	-0.1	3.1	1.1	-0.1
U.S. Postal Service.....	30	1601	7.1	0.0	0.0	0.0	3.2	0.0
Mailing services (market dominant services).....	30	160107	8.4	0.0	0.0	0.0	2.5	0.0
First class mail.....	30	1601071	7.6	0.0	0.0	0.0	2.4	0.0
Periodicals mail.....	30	1601072	9.9	0.0	0.0	0.0	1.7	0.0

See footnotes at end of table.

Table 7. Producer price index percentage changes for commodity and service groupings and individual items, not seasonally adjusted — Continued
 [March 2024]

Title	Commodity code		Unadjusted 12-month percent change ¹	Unadjusted 1-month percent change ¹				
	Group code	Item code		Mar. 2023 to Mar. 2024 ^P	Oct. to Nov.	Nov. to Dec. ^P	Dec. to Jan. ^P	Jan. to Feb. ^P
Standard class mail.....	30	1601073	9.7	0.0	0.0	0.0	3.0	0.0
Package services mail.....	30	1601074	7.2	0.0	0.0	0.0	1.8	0.0
Special services and fees.....	30	1601075	8.3	0.0	0.0	0.0	2.1	0.0
Shipping services (competitive services).....	30	160108	4.0	0.0	0.0	0.0	4.8	0.0
Courier and messenger services, except air.....	30	1602	4.3	-0.3	0.0	4.4	-0.3	0.1
Courier and messenger services, except air.....	30	160201	4.3	-0.3	0.0	4.4	-0.3	0.1
Air mail and package delivery services, excluding by USPS.....	30	1603	4.1	-1.0	-0.5	5.1	0.9	-0.5
Air mail and package delivery services, excluding by USPS.....	30	160301	4.1	-1.0	-0.5	5.1	0.9	-0.5
Pipeline transportation.....	30	17	0.7	-0.2	0.0	0.1	-0.7	0.0
Pipeline transportation of petroleum products.....	30	1701	8.2	0.0	0.0	0.4	0.1	0.0
Pipeline transportation of crude petroleum.....	30	170101	5.8	0.0	0.0	0.7	0.1	0.0
Pipeline transportation of refined petroleum products.....	30	170102	10.9	0.0	0.0	0.1	0.1	0.0
Pipeline transportation of natural gas.....	30	1702	-4.7	-0.3	0.0	-0.1	-1.3	0.0
Pipeline transportation of natural gas.....	30	170201	-4.7	-0.3	0.0	-0.1	-1.3	0.0
Transportation of passengers (partial).....	30	2	2.0	-2.2	2.2	-1.3	1.1	4.6
Rail transportation of passengers.....	30	21	0.0	0.0	0.0	0.0	0.0	0.0
Rail transportation of passengers.....	30	2101	0.0	0.0	0.0	0.0	0.0	0.0
Rail transportation of passengers.....	30	210101	0.0	0.0	0.0	0.0	0.0	0.0
Airline passenger services.....	30	22	2.0	-2.2	2.2	-1.3	1.1	4.7
Airline passenger services.....	30	2201	2.0	-2.2	2.2	-1.3	1.1	4.7
Airline passenger services, domestic.....	30	220101	3.1	-0.9	0.2	-1.4	3.6	2.0
Airline passenger services, international.....	30	220102	-1.0	-6.3	8.8	-1.0	-5.9	13.1
Services related to transportation activities.....	31	—	2.1	-0.5	3.7	0.1	2.0	-1.5
Services related to water transportation.....	31	1	5.0	0.3	0.4	1.0	0.5	0.6
Towing, tugging, docking, and related services.....	31	11	5.6	-0.2	0.1	1.6	0.4	0.1
Towing, tugging, docking and related services.....	31	1101	5.6	-0.2	0.1	1.6	0.4	0.1
Towing, tugging, docking and related services.....	31	110101	5.6	-0.2	0.1	1.6	0.4	0.1
Operation of port waterfront terminals.....	31	12	3.8	0.0	-0.7	1.6	0.7	0.3
Operation of port waterfront terminals.....	31	1201	3.8	0.0	-0.7	1.6	0.7	0.3
Operation of port waterfront terminals.....	31	120101	3.8	0.0	-0.7	1.6	0.7	0.3
Marine cargo handling.....	31	13	5.2	0.8	1.1	0.2	0.5	1.3
Marine cargo handling.....	31	1301	5.2	0.8	1.1	0.2	0.5	1.3
Marine cargo handling.....	31	130101	5.2	0.8	1.1	0.2	0.5	1.3
Services related to air transportation.....	31	2	5.7	-1.6	-0.4	0.3	0.5	0.5
Other airport operations, excluding aircraft maintenance and repair.....	31	21	5.7	-1.6	-0.4	0.3	0.5	0.5
Other airport operations, excluding aircraft maintenance and repair.....	31	2101	5.7	-1.6	-0.4	0.3	0.5	0.5
Other airport operations, excluding aircraft maintenance and repair.....	31	210101	5.7	-1.6	-0.4	0.3	0.5	0.5
Other services related to transportation activities (partial).....	31	3	-0.2	-0.2	6.7	-0.2	3.1	-3.0
Arrangement of freight and cargo.....	31	31	1.3	-0.3	12.3	-0.1	7.1	-5.1
Arrangement of freight and cargo.....	31	3101	1.3	-0.3	12.3	-0.1	7.1	-5.1
Arrangement of freight and cargo.....	31	310101	1.3	-0.3	12.3	-0.1	7.1	-5.1
Freight forwarding.....	31	32	-2.3	0.0	0.0	-0.5	-2.3	0.0
Freight forwarding.....	31	3201	-2.3	0.0	0.0	-0.5	-2.3	0.0
Freight forwarding.....	31	320101	-2.3	0.0	0.0	-0.5	-2.3	0.0
Warehousing, storage, and related services.....	32	—	1.8	-0.4	-0.1	0.5	2.3	0.9
Warehousing, storage, and related services.....	32	1	1.8	-0.4	-0.1	0.5	2.3	0.9
Warehousing, storage, and related services.....	32	11	1.8	-0.4	-0.1	0.5	2.3	0.9
Warehousing, storage, and related services.....	32	1101	1.8	-0.4	-0.1	0.5	2.3	0.9
Warehousing, storage, and related services.....	32	110101	1.8	-0.4	-0.1	0.5	2.3	0.9
Publishing sales, excluding software.....	33	—	5.3	0.3	1.2	1.2	1.2	0.3
Book, periodical, and newspaper publishing sales and subscriptions.....	33	1	5.2	0.3	1.7	1.2	0.9	0.2
Sales of books.....	33	11	8.1	0.6	1.2	2.5	1.4	0.4
Sales of textbooks.....	33	1101	4.0	-0.3	0.2	0.6	0.9	-1.0
Sales of textbooks.....	33	110101	4.0	-0.3	0.2	0.6	0.9	-1.0
Sales of technical, scientific, and professional books.....	33	1102	12.3	0.4	0.1	4.9	3.4	2.1
Sales of technical, scientific, and professional books.....	33	110201	12.3	0.4	0.1	4.9	3.4	2.1
Sales of religious books.....	33	1103	6.4	-0.2	-0.1	-1.9	4.1	-0.4
Sales of religious books.....	33	110301	6.4	-0.2	-0.1	-1.9	4.1	-0.4

See footnotes at end of table.

Table 7. Producer price index percentage changes for commodity and service groupings and individual items, not seasonally adjusted — Continued
 [March 2024]

Title	Commodity code		Unadjusted 12-month percent change ¹	Unadjusted 1-month percent change ¹				
	Group code	Item code		Mar. 2023 to Mar. 2024 ^P	Oct. to Nov.	Nov. to Dec. ^P	Dec. to Jan. ^P	Jan. to Feb. ^P
Sales of general adult and juvenile books.....	33	1104	2.9	1.7	0.7	1.4	-1.5	-1.1
Sales of general adult and juvenile books.....	33	110402	2.9	1.7	0.7	1.4	-1.5	-1.1
Sales of general adult books.....	33	1104021	2.8	0.3	0.5	2.4	-3.3	-0.4
Sales of juvenile books.....	33	1104022	3.0	3.7	1.0	0.2	1.1	-2.1
Sales of general reference books.....	33	1105	13.7	-0.6	12.4	0.3	0.4	-0.2
Sales of general reference books.....	33	110501	13.7	-0.6	12.4	0.3	0.4	-0.2
Sales and subscriptions of periodicals and newspapers.....	33	12	2.7	0.0	2.2	0.0	0.4	0.0
Sales and subscriptions of periodicals.....	33	1201	0.2	0.0	0.0	0.0	0.2	0.0
Sales and subscriptions of periodicals.....	33	120101	0.2	0.0	0.0	0.0	0.2	0.0
Newspaper subscription and single copy sales.....	33	1202	4.5	0.0	3.8	0.0	0.5	0.0
Newspaper subscription and single copy sales.....	33	120205	4.5	0.0	3.8	0.0	0.5	0.0
Newspaper subscriptions, print and online bundled.....	33	1202051	8.0	0.4	-0.1	0.0	5.8	0.0
Newspaper subscriptions, print only.....	33	1202052	4.1	0.0	4.1	0.0	0.0	0.0
Greeting card publishing sales.....	33	3	0.1	0.0	0.0	0.0	0.0	0.0
Greeting card publishing sales.....	33	31	0.1	0.0	0.0	0.0	0.0	0.0
Greeting card publishing sales.....	33	3101	0.1	0.0	0.0	0.0	0.0	0.0
Greeting card publishing sales.....	33	310101	0.1	0.0	0.0	0.0	0.0	0.0
Calendars, yearbooks, and other miscellaneous publishing sales.....	33	4	3.2	0.2	0.0	0.7	-0.3	0.1
Calendars, yearbooks, and other miscellaneous publishing sales.....	33	41	3.2	0.2	0.0	0.7	-0.3	0.1
Calendars, yearbooks, and other miscellaneous publishing sales.....	33	4101	3.2	0.2	0.0	0.7	-0.3	0.1
Calendars, yearbooks, and other miscellaneous publishing sales.....	33	410101	3.2	0.2	0.0	0.7	-0.3	0.1
Directory, mailing list, and related compilations publishing sales.....	33	6	7.3	0.3	-0.2	1.9	3.1	0.7
Directory, mailing list, and related compilations publishing sales.....	33	61	7.3	0.3	-0.2	1.9	3.1	0.7
Directory, mailing list, and related compilations publishing sales.....	33	6101	7.3	0.3	-0.2	1.9	3.1	0.7
Directory, mailing list, and related compilations publishing sales.....	33	610101	7.3	0.3	-0.2	1.9	3.1	0.7
Software publishing.....	34	-	2.8	-1.3	1.6	-1.8	0.0	0.3
System software publishing.....	34	1	1.7	-1.0	1.3	-4.5	0.4	0.9
System software publishing.....	34	11	1.7	-1.0	1.3	-4.5	0.4	0.9
System software publishing.....	34	1101	1.7	-1.0	1.3	-4.5	0.4	0.9
System software publishing.....	34	110101	1.7	-1.0	1.3	-4.5	0.4	0.9
Application software publishing.....	34	2	4.0	-1.6	2.0	1.2	-0.4	-0.4
Application software publishing.....	34	21	4.0	-1.6	2.0	1.2	-0.4	-0.4
Desktop and portable device application software publishing.....	34	2101	3.3	-1.8	0.1	2.2	1.9	0.2
Desktop and portable device application software publishing.....	34	210101	3.3	-1.8	0.1	2.2	1.9	0.2
Application software publishing, cross-industry, vertical market, utilities, and other.....	34	2103	1.0	-2.6	3.8	0.9	-1.9	0.8
Application software publishing, cross-industry, vertical market, utilities, and other.....	34	210301	1.0	-2.6	3.8	0.9	-1.9	0.8
Application software publishing, game software.....	34	2104	16.1	1.6	0.1	0.2	-0.2	-5.1
Application software publishing, game software.....	34	210401	16.1	1.6	0.1	0.2	-0.2	-5.1
Network compensation from broadcast and cable television and radio.....	35	-	0.2	-0.1	0.0	0.2	0.0	0.0
Affiliate agreements, programming sales, and retransmission fees for cable and broadcast tv.....	35	1	0.7	-0.1	0.0	0.3	0.0	0.0
Affiliate agreements, programming sales, and retransmission fees for cable and broadcast tv.....	35	11	0.7	-0.1	0.0	0.3	0.0	0.0
Affiliate agreements, programming sales, and retransmission fees for cable and broadcast tv.....	35	1101	0.7	-0.1	0.0	0.3	0.0	0.0
Affiliate agreements, programming sales, and retransmission fees for cable and broadcast tv.....	35	110101	0.7	-0.1	0.0	0.3	0.0	0.0
Affiliate agreements, programming sales, and retransmission fees for radio.....	35	2	-1.2	0.0	0.0	0.0	0.0	0.0
Affiliate agreements, programming sales, and retransmission fees for radio.....	35	21	-1.2	0.0	0.0	0.0	0.0	0.0
Affiliate agreements, programming sales, and network compensation for radio.....	35	2101	-1.2	0.0	0.0	0.0	0.0	0.0
Affiliate agreements, programming sales, and network compensation for radio.....	35	210101	-1.2	0.0	0.0	0.0	0.0	0.0
Advertising space and time sales.....	36	-	-2.8	2.0	0.1	-2.2	0.5	-1.7
Advertising space sales in periodicals, newspapers, directories, and mailing lists.....	36	1	-1.4	-0.2	0.0	0.3	0.1	0.0
Advertising space sales in periodicals and newspapers.....	36	11	-1.6	-0.2	0.0	0.3	0.1	0.0
Advertising space sales in periodicals.....	36	1101	1.1	0.0	0.0	0.6	0.2	0.0

See footnotes at end of table.

Table 7. Producer price index percentage changes for commodity and service groupings and individual items, not seasonally adjusted — Continued
 [March 2024]

Title	Commodity code		Unadjusted 12-month percent change ¹	Unadjusted 1-month percent change ¹				
	Group code	Item code		Mar. 2023 to Mar. 2024 ^P	Oct. to Nov.	Nov. to Dec. ^P	Dec. to Jan. ^P	Jan. to Feb. ^P
Advertising space sales in newspapers.....	36	1102	-5.0	-0.5	0.0	0.0	0.0	0.0
Advertising space sales in newspapers, print only.....	36	110203	-5.0	-0.5	0.0	0.0	0.0	0.0
Advertising space sales in directories and mailing lists.....	36	12	0.1	0.0	0.0	0.0	0.0	0.0
Print advertising space sales in directories and mailing lists.....	36	1201	0.1	0.0	0.0	0.0	0.0	0.0
Print advertising space sales in directories and mailing lists.....	36	120101	0.1	0.0	0.0	0.0	0.0	0.0
Television advertising time sales.....	36	2	-12.5	6.9	0.1	-4.2	0.6	-7.2
Television advertising time sales.....	36	21	-12.5	6.9	0.1	-4.2	0.6	-7.2
Broadcast and network television advertising time sales.....	36	2101	-14.1	3.4	-4.7	-3.3	7.4	-12.5
Broadcast and network television advertising time sales.....	36	210101	-14.1	3.4	-4.7	-3.3	7.4	-12.5
Cable network advertising time sales.....	36	2102	-12.8	11.8	4.9	-5.6	-5.7	-2.7
Cable network advertising time sales.....	36	210201	-12.8	11.8	4.9	-5.6	-5.7	-2.7
Local cable system advertising time sales.....	36	2103	-0.2	0.1	0.0	-0.3	0.0	0.0
Local cable system advertising time sales.....	36	210301	-0.2	0.1	0.0	-0.3	0.0	0.0
Radio advertising time sales.....	36	3	-4.8	7.2	0.1	-17.1	6.8	0.2
Radio advertising time sales.....	36	31	-4.8	7.2	0.1	-17.1	6.8	0.2
Radio advertising time sales.....	36	3101	-4.8	7.2	0.1	-17.1	6.8	0.2
Radio advertising time sales.....	36	310101	-4.8	7.2	0.1	-17.1	6.8	0.2
Internet advertising sales.....	36	6	1.3	0.0	0.0	-0.2	0.0	0.0
Internet advertising sales.....	36	61	1.3	0.0	0.0	-0.2	0.0	0.0
Internet advertising sales.....	36	6101	1.3	0.0	0.0	-0.2	0.0	0.0
Internet advertising sales.....	36	610101	1.3	0.0	0.0	-0.2	0.0	0.0
Telecommunication, cable, and internet user services.....	37	—	1.1	-0.1	0.5	0.7	0.4	-0.1
Wired telephone services.....	37	1	2.9	0.1	0.0	-0.1	0.5	0.0
Residential wired telephone services.....	37	11	4.2	0.1	0.1	0.2	-0.1	0.0
Local residential wired telephone service.....	37	1101	2.5	0.0	0.2	0.0	0.2	0.0
Local residential wired telephone service.....	37	110101	2.5	0.0	0.2	0.0	0.2	0.0
Long distance residential wired telephone service.....	37	1102	6.8	0.2	-0.1	0.5	-0.6	-0.1
Long distance residential wired telephone service.....	37	110201	6.8	0.2	-0.1	0.5	-0.6	-0.1
All-distance residential wired telephone service.....	37	1103	12.8	0.1	0.2	3.4	0.9	0.2
All-distance residential wired telephone service.....	37	110301	12.8	0.1	0.2	3.4	0.9	0.2
Business wired telephone services.....	37	12	2.6	0.2	-0.1	-0.4	1.1	0.1
Local business wired telephone service.....	37	1201	-1.5	-0.5	-0.2	-1.0	0.4	1.1
Local business wired telephone service.....	37	120101	-1.5	-0.5	-0.2	-1.0	0.4	1.1
Long distance business wired telephone and other toll service.....	37	1202	-1.8	0.4	-0.7	-0.7	-0.4	-0.5
Long distance business wired telephone and other toll service.....	37	120201	-1.8	0.4	-0.7	-0.7	-0.4	-0.5
Private line wired telephone service.....	37	1204	7.8	0.3	0.2	0.1	2.4	-0.2
Private line wired telephone service.....	37	120401	7.8	0.3	0.2	0.1	2.4	-0.2
All-distance business wired telephone service (partial).....	37	1205	1.8	2.5	0.2	-0.7	-0.6	0.7
All-distance business wired telephone service.....	37	120501	1.8	2.5	0.2	-0.7	-0.6	0.7
Other telephone services.....	37	13	-0.2	0.0	0.0	0.0	-0.2	0.0
Other wired telephone services.....	37	1301	-0.2	0.0	0.0	0.0	-0.2	0.0
Other wired telephone services.....	37	130104	-0.2	0.0	0.0	0.0	-0.2	0.0
Wireless telecommunication services.....	37	2	1.2	-0.1	0.0	0.0	0.0	0.0
Cellular phone and other wireless telecommunication services.....	37	21	1.2	-0.1	0.0	0.0	0.0	0.0
Cellular phone and other wireless telecommunication services.....	37	2101	1.2	-0.1	0.0	0.0	0.0	0.0
Cellular phone and other wireless telecommunication services.....	37	210101	1.2	-0.1	0.0	0.0	0.0	0.0
Cable and satellite subscriber services.....	37	3	4.0	-1.2	0.0	1.7	2.5	-1.0
Cable and satellite subscriber services.....	37	31	4.0	-1.2	0.0	1.7	2.5	-1.0
Cable and satellite subscriber services.....	37	3101	4.0	-1.2	0.0	1.7	2.5	-1.0
Cable and satellite subscriber services.....	37	310101	4.0	-1.2	0.0	1.7	2.5	-1.0
Internet access services.....	37	4	-0.6	1.2	-0.3	0.8	0.2	0.3
Internet access services.....	37	41	-0.6	1.2	-0.3	0.8	0.2	0.3
Residential Internet access services.....	37	4102	0.5	1.3	-0.3	1.0	0.0	0.5
Residential Internet access services.....	37	410201	0.5	1.3	-0.3	1.0	0.0	0.5
Business Internet access services.....	37	4103	-3.4	1.1	-0.1	0.4	0.8	-0.3
Business Internet access services.....	37	410301	-3.4	1.1	-0.1	0.4	0.8	-0.3
Bundled wired telecommunications access services.....	37	5	-0.5	-0.2	1.9	1.6	0.1	-0.2
Bundled wired telecommunications access services.....	37	51	-0.5	-0.2	1.9	1.6	0.1	-0.2

See footnotes at end of table.

Table 7. Producer price index percentage changes for commodity and service groupings and individual items, not seasonally adjusted — Continued
 [March 2024]

Title	Commodity code		Unadjusted 12-month percent change ¹	Unadjusted 1-month percent change ¹				
	Group code	Item code		Mar. 2023 to Mar. 2024 ^P	Oct. to Nov.	Nov. to Dec. ^P	Dec. to Jan. ^P	Jan. to Feb. ^P
Bundled wired telecommunications access services.....	37	5101	-0.5	-0.2	1.9	1.6	0.1	-0.2
Bundled wired telecommunications access services.....	37	510101	-0.5	-0.2	1.9	1.6	0.1	-0.2
Data processing and related services.....	38	—	1.6	0.3	0.3	0.4	0.1	-0.3
Data processing and related services.....	38	1	1.6	0.3	0.3	0.4	0.1	-0.3
Data processing and related services.....	38	11	1.6	0.3	0.3	0.4	0.1	-0.3
Hosting, ASP and other IT infrastructure provisioning services.....	38	1101	2.4	0.4	0.5	0.6	0.2	-0.4
Hosting, ASP and other IT infrastructure provisioning services.....	38	110101	2.4	0.4	0.5	0.6	0.2	-0.4
Business process management services (partial).....	38	1102	0.3	0.1	0.0	0.0	0.0	0.0
Business process management services (partial).....	38	110201	0.3	0.1	0.0	0.0	0.0	0.0
Data management, information transformation and other services.....	38	1103	0.1	0.0	0.0	0.0	0.0	0.0
Data management, information transformation and other services.....	38	110301	0.1	0.0	0.0	0.0	0.0	0.0
Credit intermediation services (partial).....	39	—	8.9	2.6	-0.5	3.3	0.9	0.0
Loan services (partial).....	39	1	5.2	3.2	-2.1	4.5	0.9	-1.1
Business loans (partial).....	39	11	3.1	3.9	-4.1	6.0	0.1	-1.7
Business loans (partial).....	39	1101	3.1	3.9	-4.1	6.0	0.1	-1.7
Business loans (partial).....	39	110101	3.1	3.9	-4.1	6.0	0.1	-1.7
Consumer loans (partial).....	39	12	12.5	1.1	3.6	1.2	3.1	0.5
Residential real estate loans (partial).....	39	1201	13.9	0.1	4.9	0.4	3.3	1.0
Residential real estate loans, except home equity (partial).....	39	120101	28.3	3.2	9.3	-0.7	8.6	3.7
Home equity loans (partial).....	39	120102	-7.6	-4.4	-1.9	2.5	-5.6	-4.2
Vehicle loans (partial).....	39	1202	4.5	8.5	-3.7	5.3	5.6	-1.4
Vehicle loans (partial).....	39	120201	4.5	8.5	-3.7	5.3	5.6	-1.4
Credit cards, overdraft credit, and related plans (partial).....	39	1203	8.2	3.3	-0.2	3.5	-0.5	-2.2
Credit cards, overdraft credit, and related plans (partial).....	39	120301	8.2	3.3	-0.2	3.5	-0.5	-2.2
Other loans and loan services (partial).....	39	13	1.5	2.4	-1.6	2.2	0.4	-0.1
Other loans and loan services (partial).....	39	1301	1.5	2.4	-1.6	2.2	0.4	-0.1
Other loans and loan services (partial).....	39	130101	1.5	2.4	-1.6	2.2	0.4	-0.1
Deposit services (partial).....	39	2	19.7	2.3	3.2	0.9	1.1	2.7
Deposit services (partial).....	39	21	19.7	2.3	3.2	0.9	1.1	2.7
Deposit services (partial).....	39	2101	19.7	2.3	3.2	0.9	1.1	2.7
Deposit services (partial).....	39	210101	19.7	2.3	3.2	0.9	1.1	2.7
Other credit intermediation services, including trust services (partial).....	39	3	1.4	-3.7	-0.2	0.0	1.3	0.0
Other credit intermediation services, including trust services (partial).....	39	31	1.4	-3.7	-0.2	0.0	1.3	0.0
Other credit intermediation services, including trust services (partial).....	39	3101	1.4	-3.7	-0.2	0.0	1.3	0.0
Other credit intermediation services, including trust services (partial).....	39	310101	1.4	-3.7	-0.2	0.0	1.3	0.0
Investment services.....	40	—	12.4	-0.7	1.9	2.7	0.7	2.6
Securities brokerage, dealing, investment advice, and related services.....	40	1	10.8	0.1	2.7	0.8	0.6	3.1
Securities brokerage, dealing, investment advice, and related services.....	40	11	10.8	0.1	2.7	0.8	0.6	3.1
Securities brokerage, dealing, and investment advice.....	40	1101	10.2	-0.1	4.1	1.0	2.7	4.3
Securities brokerage, dealing, and investment advice.....	40	110101	10.2	-0.1	4.1	1.0	2.7	4.3
Securities brokerage and dealing related services (partial).....	40	1102	12.1	0.3	0.5	0.4	-3.1	0.8
Securities brokerage and dealing related services.....	40	110201	12.1	0.3	0.5	0.4	-3.1	0.8
Portfolio management.....	40	2	13.5	-1.7	1.6	6.1	0.2	0.5
Portfolio management.....	40	21	13.5	-1.7	1.6	6.1	0.2	0.5
Portfolio management.....	40	2101	13.5	-1.7	1.6	6.1	0.2	0.5
Portfolio management.....	40	210101	13.5	-1.7	1.6	6.1	0.2	0.5
Investment banking.....	40	3	16.1	-0.7	-0.7	0.3	3.4	7.6
Investment banking.....	40	31	16.1	-0.7	-0.7	0.3	3.4	7.6
Investment banking.....	40	3101	16.1	-0.7	-0.7	0.3	3.4	7.6
Investment banking.....	40	310101	16.1	-0.7	-0.7	0.3	3.4	7.6
Insurance and annuities.....	41	—	3.5	0.2	0.3	0.7	0.2	0.1
Insurance.....	41	1	3.6	0.2	0.3	0.7	0.2	0.1
Insurance.....	41	11	3.6	0.2	0.3	0.7	0.2	0.1
Life insurance.....	41	1101	-1.2	0.0	0.0	0.1	0.0	0.0
Life insurance.....	41	110101	-1.2	0.0	0.0	0.1	0.0	0.0
Disability insurance, including accidental death.....	41	1102	-0.5	0.0	0.0	-0.5	0.0	0.0
Disability insurance, including accidental death.....	41	110201	-0.5	0.0	0.0	-0.5	0.0	0.0
Health and medical insurance.....	41	1103	2.3	-0.1	0.0	1.9	0.0	0.0

See footnotes at end of table.

Table 7. Producer price index percentage changes for commodity and service groupings and individual items, not seasonally adjusted — Continued
 [March 2024]

Title	Commodity code		Unadjusted 12-month percent change ¹	Unadjusted 1-month percent change ¹				
	Group code	Item code		Mar. 2023 to Mar. 2024 ^P	Oct. to Nov.	Nov. to Dec. ^P	Dec. to Jan. ^P	Jan. to Feb. ^P
Health and medical insurance.....	41	110301	2.3	-0.1	0.0	1.9	0.0	0.0
Property and casualty insurance.....	41	1104	6.8	0.4	0.7	0.4	0.4	0.2
Property and casualty insurance.....	41	110401	6.8	0.4	0.7	0.4	0.4	0.2
Annuities.....	41	2	0.7	0.0	-0.1	0.3	0.0	0.0
Annuities.....	41	21	0.7	0.0	-0.1	0.3	0.0	0.0
Annuities.....	41	2101	0.7	0.0	-0.1	0.3	0.0	0.0
Annuities.....	41	210101	0.7	0.0	-0.1	0.3	0.0	0.0
Commissions and fees from sales and administration of insurance policies (partial).....	42	—	0.3	0.0	0.1	0.0	0.3	0.0
Commissions from sales of insurance.....	42	1	0.3	0.0	0.1	0.0	0.3	0.0
Commissions from sales of insurance.....	42	11	0.3	0.0	0.1	0.0	0.3	0.0
Commissions from sales of life insurance and annuities.....	42	1101	3.1	0.0	0.0	0.0	3.0	0.0
Commissions from sales of life insurance and annuities.....	42	110101	3.1	0.0	0.0	0.0	3.0	0.0
Commissions from sales of health and medical insurance.....	42	1102	0.8	0.0	0.2	0.0	0.0	0.0
Commissions from sales of health and medical insurance.....	42	110201	0.8	0.0	0.2	0.0	0.0	0.0
Commissions from sales of property and casualty insurance.....	42	1103	-0.3	0.0	0.1	0.0	0.0	0.0
Commissions from sales of property and casualty insurance.....	42	110301	-0.3	0.0	0.1	0.0	0.0	0.0
Commissions from sales of other insurance.....	42	1104	0.3	0.0	0.0	0.0	0.0	0.0
Commissions from sales of other insurance.....	42	110401	0.3	0.0	0.0	0.0	0.0	0.0
Real estate services (partial).....	43	—	4.5	0.6	0.5	0.7	-1.6	-0.4
Nonresidential real estate services.....	43	1	4.3	1.0	0.8	0.9	-2.5	-0.5
Nonresidential real estate rents.....	43	11	5.3	1.4	1.1	1.7	-3.6	-0.6
Office buildings, gross rents.....	43	1101	2.2	2.1	-1.6	1.3	-2.0	1.1
Office buildings, gross rents.....	43	110101	2.2	2.1	-1.6	1.3	-2.0	1.1
Retail properties, gross rents.....	43	1102	2.4	4.1	3.0	1.7	-6.9	-2.0
Retail properties, gross rents.....	43	110201	2.4	4.1	3.0	1.7	-6.9	-2.0
Industrial buildings, gross rents.....	43	1103	6.3	0.0	0.6	5.2	0.0	0.1
Industrial buildings, gross rents.....	43	110301	6.3	0.0	0.6	5.2	0.0	0.1
Self-service storage and miniwarehouses, gross rents.....	43	1104	0.9	0.9	0.6	0.0	-1.9	-0.8
Self-service storage and miniwarehouses, gross rents.....	43	110401	0.9	0.9	0.6	0.0	-1.9	-0.8
Other nonresidential buildings, gross rents.....	43	1105	24.9	-4.6	3.6	1.9	-2.7	-1.7
Other nonresidential buildings, gross rents.....	43	110501	24.9	-4.6	3.6	1.9	-2.7	-1.7
Nonresidential property sales and leases including land, brokerage fees and commissions.....	43	12	-4.5	-0.7	-1.8	-1.0	0.0	-0.1
Nonresidential property sales and leases including land, brokerage fees and commissions.....	43	1201	-4.5	-0.7	-1.8	-1.0	0.0	-0.1
Nonresidential property sales and leases including land, brokerage fees and commissions.....	43	120101	-4.5	-0.7	-1.8	-1.0	0.0	-0.1
Nonresidential property management fees.....	43	13	7.6	-0.9	1.4	-3.7	4.2	0.3
Nonresidential property management fees.....	43	1301	7.6	-0.9	1.4	-3.7	4.2	0.3
Nonresidential property management fees.....	43	130101	7.6	-0.9	1.4	-3.7	4.2	0.3
Residential real estate services (partial).....	43	2	5.1	0.1	0.0	0.5	-0.3	-0.2
Residential property sales and rental, brokerage fees and commissions.....	43	21	5.2	-0.1	0.1	-0.3	-0.4	-0.3
Residential property sales and rental, brokerage fees and commissions.....	43	2101	5.2	-0.1	0.1	-0.3	-0.4	-0.3
Residential property sales and rental, brokerage fees and commissions.....	43	210101	5.2	-0.1	0.1	-0.3	-0.4	-0.3
Residential property management fees.....	43	22	4.7	1.1	-0.4	3.3	-0.1	0.0
Residential property management fees.....	43	2201	4.7	1.1	-0.4	3.3	-0.1	0.0
Residential property management fees.....	43	220101	4.7	1.1	-0.4	3.3	-0.1	0.0
Real estate appraisal fees.....	43	3	-2.6	-0.4	0.0	2.0	0.0	0.0
Real estate appraisal fees.....	43	31	-2.6	-0.4	0.0	2.0	0.0	0.0
Real estate appraisal fees.....	43	3101	-2.6	-0.4	0.0	2.0	0.0	0.0
Real estate appraisal fees.....	43	310101	-2.6	-0.4	0.0	2.0	0.0	0.0
Rental and leasing of goods (partial).....	44	—	-2.0	-2.8	-0.3	-2.9	0.1	3.3
Passenger car rental.....	44	1	-3.8	-6.8	-0.6	-7.5	1.4	8.4
Passenger car rental.....	44	11	-3.8	-6.8	-0.6	-7.5	1.4	8.4
Passenger car rental.....	44	1101	-3.8	-6.8	-0.6	-7.5	1.4	8.4
Passenger car rental.....	44	110101	-3.8	-6.8	-0.6	-7.5	1.4	8.4
Truck, trailer, and RV rental and leasing.....	44	2	-1.4	0.1	-0.6	0.0	-0.4	-0.3
Truck, trailer, and RV rental and leasing.....	44	21	-1.4	0.1	-0.6	0.0	-0.4	-0.3

See footnotes at end of table.

Table 7. Producer price index percentage changes for commodity and service groupings and individual items, not seasonally adjusted — Continued
 [March 2024]

Title	Commodity code		Unadjusted 12-month percent change ¹	Unadjusted 1-month percent change ¹				
	Group code	Item code		Mar. 2023 to Mar. 2024 ^P	Oct. to Nov.	Nov. to Dec. ^P	Dec. to Jan. ^P	Jan. to Feb. ^P
Truck, truck trailer and RV rental.....	44	2101	-5.2	0.8	-1.3	0.0	-1.5	-0.3
Truck, truck trailer and RV rental.....	44	210101	-5.2	0.8	-1.3	0.0	-1.5	-0.3
Truck, truck trailer and RV leasing.....	44	2102	1.5	-0.5	-0.1	0.0	0.3	-0.2
Truck, truck trailer and RV leasing.....	44	210201	1.5	-0.5	-0.1	0.0	0.3	-0.2
Construction, mining, and forestry machinery and equipment rental and leasing.....	44	3	-0.3	-0.2	0.2	0.1	-0.8	0.6
Construction, mining, and forestry machinery and equipment rental and leasing.....	44	31	-0.3	-0.2	0.2	0.1	-0.8	0.6
Construction, mining, and forestry machinery and equipment rental and leasing.....	44	3101	-0.3	-0.2	0.2	0.1	-0.8	0.6
Construction, mining, and forestry machinery and equipment rental and leasing.....	44	310101	-0.3	-0.2	0.2	0.1	-0.8	0.6
Professional services (partial).....	45	—	4.9	0.2	0.2	2.2	0.6	0.0
Legal services.....	45	1	6.2	-0.2	0.1	3.8	1.2	-0.2
Legal services.....	45	11	6.2	-0.2	0.1	3.8	1.2	-0.2
Legal services.....	45	1101	6.2	-0.2	0.1	3.8	1.2	-0.2
Legal services.....	45	110101	6.2	-0.2	0.1	3.8	1.2	-0.2
Accounting services (partial).....	45	2	7.0	-0.6	0.4	2.8	1.2	0.0
Accounting services, excluding payroll.....	45	21	7.0	-0.6	0.4	2.8	1.2	0.0
Financial auditing.....	45	2101	12.1	0.4	0.4	4.4	0.1	-0.1
Financial auditing.....	45	210101	12.1	0.4	0.4	4.4	0.1	-0.1
Tax preparation and planning.....	45	2102	3.9	-0.8	0.0	1.5	3.0	-0.1
Tax preparation and planning.....	45	210201	3.9	-0.8	0.0	1.5	3.0	-0.1
Bookkeeping and compilation.....	45	2103	1.8	-3.4	3.0	1.1	0.4	0.1
Bookkeeping and compilation.....	45	210301	1.8	-3.4	3.0	1.1	0.4	0.1
Other accounting services, including billing and review (partial).....	45	2104	12.2	1.7	-2.0	4.7	-0.4	0.1
Other accounting services, including billing and review (partial).....	45	210401	12.2	1.7	-2.0	4.7	-0.4	0.1
Architectural and engineering services.....	45	3	2.7	0.0	0.0	1.1	0.1	0.0
Architectural services.....	45	31	2.1	0.0	0.0	0.5	0.0	0.0
Architectural services.....	45	3101	2.1	0.0	0.0	0.5	0.0	0.0
Architectural services.....	45	310101	2.1	0.0	0.0	0.5	0.0	0.0
Engineering services.....	45	32	2.8	0.0	0.0	1.2	0.1	0.0
Engineering services.....	45	3201	2.8	0.0	0.0	1.2	0.1	0.0
Engineering services.....	45	320101	2.8	0.0	0.0	1.2	0.1	0.0
Management, scientific, and technical consulting services.....	45	4	5.4	2.2	0.8	0.2	-0.2	0.1
Management consulting services.....	45	41	5.4	2.2	0.8	0.2	-0.2	0.1
Administrative and general management consulting services.....	45	4101	7.5	3.3	1.3	0.0	0.1	0.0
Administrative and general management consulting services.....	45	410101	7.5	3.3	1.3	0.0	0.1	0.0
Human resources consulting services.....	45	4102	3.1	0.5	-0.2	0.3	0.0	0.0
Human resources consulting services.....	45	410201	3.1	0.5	-0.2	0.3	0.0	0.0
Marketing consulting services.....	45	4103	0.0	0.0	0.0	0.0	0.0	0.0
Marketing consulting services.....	45	410301	0.0	0.0	0.0	0.0	0.0	0.0
Process, physical distribution, and logistics consulting services.....	45	4104	6.6	2.1	-0.7	1.4	-2.6	1.5
Process, physical distribution, and logistics consulting services.....	45	410401	6.6	2.1	-0.7	1.4	-2.6	1.5
Advertising and related services (partial).....	45	5	-0.2	0.0	0.0	0.0	0.0	0.0
Advertising agency services.....	45	51	-0.2	0.0	0.0	0.0	0.0	0.0
Advertising agency services.....	45	5101	-0.2	0.0	0.0	0.0	0.0	0.0
Advertising agency services.....	45	510101	-0.2	0.0	0.0	0.0	0.0	0.0
Information technology (IT) technical support and consulting services (partial).....	45	6	6.8	0.3	0.2	6.8	-2.9	5.1
Information technology (IT) technical support and consulting services (partial).....	45	61	6.8	0.3	0.2	6.8	-2.9	5.1
Information technology (IT) technical support and consulting services (partial).....	45	6101	6.8	0.3	0.2	6.8	-2.9	5.1
Information technology (IT) technical support and consulting services (partial).....	45	610101	6.8	0.3	0.2	6.8	-2.9	5.1
Employment services.....	46	—	0.0	0.2	0.3	0.0	-0.5	-0.1
Permanent placement services.....	46	1	-12.9	0.7	0.8	0.4	-16.1	0.0
Permanent placement services.....	46	11	-12.9	0.7	0.8	0.4	-16.1	0.0
Employment placement services.....	46	1101	-12.9	0.7	0.8	0.4	-16.1	0.0
Employment placement services.....	46	110101	-12.9	0.7	0.8	0.4	-16.1	0.0

See footnotes at end of table.

Table 7. Producer price index percentage changes for commodity and service groupings and individual items, not seasonally adjusted — Continued
 [March 2024]

Title	Commodity code		Unadjusted 12-month percent change ¹	Unadjusted 1-month percent change ¹				
	Group code	Item code		Mar. 2023 to Mar. 2024 ^P	Oct. to Nov.	Nov. to Dec. ^P	Dec. to Jan. ^P	Jan. to Feb. ^P
Executive search services.....	46	2	3.5	-0.9	2.3	-0.4	-0.3	-2.2
Executive search services.....	46	21	3.5	-0.9	2.3	-0.4	-0.3	-2.2
Executive search services.....	46	2101	3.5	-0.9	2.3	-0.4	-0.3	-2.2
Executive search services.....	46	210101	3.5	-0.9	2.3	-0.4	-0.3	-2.2
Staffing services.....	46	3	0.5	0.2	0.2	0.0	0.1	-0.1
Temporary help services.....	46	31	0.7	0.3	0.4	-0.1	0.2	-0.1
Temporary help services.....	46	3101	0.7	0.3	0.4	-0.1	0.2	-0.1
Temporary help services.....	46	310101	0.7	0.3	0.4	-0.1	0.2	-0.1
Co-employment staffing services.....	46	32	0.2	0.1	0.0	0.0	0.0	0.0
Co-employment staffing services.....	46	3201	0.2	0.1	0.0	0.0	0.0	0.0
Co-employment staffing services.....	46	320101	0.2	0.1	0.0	0.0	0.0	0.0
Travel arrangement services (partial).....	47	—	1.7	0.0	-0.5	-0.4	0.2	-0.5
Arrangement of flights (partial).....	47	1	-2.5	0.5	-0.4	-0.1	-0.3	-0.7
Arrangement of international flights.....	47	11	-1.7	0.5	-0.5	1.0	0.1	-1.1
Arrangement of international flights.....	47	1101	-1.7	0.5	-0.5	1.0	0.1	-1.1
Arrangement of international flights.....	47	110101	-1.7	0.5	-0.5	1.0	0.1	-1.1
Arrangement of domestic flights.....	47	12	-3.8	0.6	-0.2	-1.8	-0.8	0.0
Arrangement of domestic flights (partial).....	47	1201	-3.8	0.6	-0.2	-1.8	-0.8	0.0
Arrangement of domestic flights.....	47	120101	-3.8	0.6	-0.2	-1.8	-0.8	0.0
Arrangement of vehicle rentals and lodging.....	47	2	-5.9	-0.1	-0.1	-1.4	0.1	-0.1
Arrangement of vehicle rentals and lodging.....	47	21	-5.9	-0.1	-0.1	-1.4	0.1	-0.1
Arrangement of vehicle rentals and lodging (partial).....	47	2101	-5.9	-0.1	-0.1	-1.4	0.1	-0.1
Arrangement of vehicle rentals and lodging.....	47	210101	-5.9	-0.1	-0.1	-1.4	0.1	-0.1
Arrangement of cruises and tours.....	47	3	8.8	-0.7	-1.5	-0.9	1.6	-1.2
Arrangement of cruises and tours.....	47	31	8.8	-0.7	-1.5	-0.9	1.6	-1.2
Arrangement of cruises and tours.....	47	3101	8.8	-0.7	-1.5	-0.9	1.6	-1.2
Arrangement of cruises and tours.....	47	310101	8.8	-0.7	-1.5	-0.9	1.6	-1.2
Other travel arrangements (partial).....	47	4	7.2	0.0	0.0	0.0	0.0	0.0
Other travel arrangements (partial).....	47	41	7.2	0.0	0.0	0.0	0.0	0.0
Other travel arrangements (partial).....	47	4101	7.2	0.0	0.0	0.0	0.0	0.0
Other travel arrangements (partial).....	47	410101	7.2	0.0	0.0	0.0	0.0	0.0
Selected security services (partial).....	48	—	11.6	-0.2	2.4	2.8	0.6	-0.1
Security guard services.....	48	1	11.6	-0.2	2.4	2.8	0.6	-0.1
Security guard services.....	48	11	11.6	-0.2	2.4	2.8	0.6	-0.1
Security guard services.....	48	1101	11.6	-0.2	2.4	2.8	0.6	-0.1
Security guard services.....	48	110101	11.6	-0.2	2.4	2.8	0.6	-0.1
Cleaning and building maintenance services (partial).....	49	—	-0.5	0.4	0.0	0.7	0.0	0.0
Janitorial services.....	49	1	-0.5	0.4	0.0	0.7	0.0	0.0
Janitorial services.....	49	11	-0.5	0.4	0.0	0.7	0.0	0.0
Janitorial services.....	49	1101	-0.5	0.4	0.0	0.7	0.0	0.0
Janitorial services.....	49	110101	-0.5	0.4	0.0	0.7	0.0	0.0
Waste collection and remediation services (partial).....	50	—	4.5	0.5	-0.9	0.3	-0.6	2.4
Waste collection.....	50	1	4.5	0.5	-0.9	0.3	-0.6	2.4
Solid waste collection.....	50	11	4.5	0.5	-0.9	0.3	-0.6	2.4
Solid waste collection.....	50	1101	4.5	0.5	-0.9	0.3	-0.6	2.4
Solid waste collection.....	50	110101	4.5	0.5	-0.9	0.3	-0.6	2.4
Health care services.....	51	—	3.7	0.1	0.1	1.0	0.3	0.0
Outpatient care (partial).....	51	1	3.2	0.1	-0.2	1.2	0.4	0.0
Outpatient care (partial).....	51	11	3.2	0.1	-0.2	1.2	0.4	0.0
Physician care.....	51	1101	1.9	0.0	0.1	1.5	0.0	0.0
Medicare patients: physician care.....	51	110102	-2.2	0.0	0.0	-2.0	0.0	0.0
Medicaid patients: physician care.....	51	110103	13.2	0.0	0.0	11.4	0.0	0.0
Private insurance patients: physician care.....	51	110104	1.5	0.0	0.2	1.0	0.0	0.0
All other patients: physician care.....	51	110105	0.5	0.0	0.0	0.4	-0.1	0.0
Medical laboratory and diagnostic imaging center care.....	51	1102	0.1	0.0	0.0	0.2	0.0	-0.3
Medical laboratory care.....	51	110201	0.1	-0.1	0.0	0.0	0.1	0.1

See footnotes at end of table.

Table 7. Producer price index percentage changes for commodity and service groupings and individual items, not seasonally adjusted — Continued
 [March 2024]

Title	Commodity code		Unadjusted 12-month percent change ¹	Unadjusted 1-month percent change ¹				
	Group code	Item code		Mar. 2023 to Mar. 2024 ^P	Oct. to Nov.	Nov. to Dec. ^P	Dec. to Jan. ^P	Jan. to Feb. ^P
Medicare patients: medical laboratory care.....	51	1102011	0.1	0.0	0.0	0.1	0.0	0.0
Medicaid patients: medical laboratory care.....	51	1102012	0.0	0.0	0.0	0.0	0.0	0.0
Private insurance patients: medical laboratory care.....	51	1102013	-0.2	-0.1	0.0	0.0	0.0	0.0
All other patients: medical laboratory care.....	51	1102014	1.3	0.0	0.0	0.0	0.3	0.4
Diagnostic imaging center care.....	51	110202	0.1	0.0	0.0	0.7	0.0	-0.9
Medicare and Medicaid patients: diagnostic imaging center care.....	51	1102021	-0.5	0.0	0.0	-0.6	0.0	0.0
Private insurance and all other patients: diagnostic imaging center care.....	51	1102024	0.3	0.0	0.0	1.2	0.0	-1.1
Home health and hospice care.....	51	1103	4.0	0.0	0.0	0.5	0.0	0.0
Home health and hospice care.....	51	110301	4.0	0.0	0.0	0.5	0.0	0.0
Medicare and Medicaid patients: home health and hospice care.....	51	11030101	3.6	0.0	0.0	0.4	0.0	0.0
Medicare patients: home health and hospice care.....	51	110301011	1.1	0.0	0.0	0.0	0.0	0.0
Medicaid patients: home health and hospice care.....	51	110301012	5.6	0.0	0.0	0.8	0.0	0.0
Private insurance and all other patients: home health and hospice care.....	51	11030102	1.9	0.0	0.0	0.6	0.0	0.0
Private insurance patients: home health and hospice care.....	51	110301021	3.0	0.0	0.0	0.0	0.0	0.0
All other patients: home health and hospice care.....	51	110301022	1.8	0.0	0.0	0.7	0.0	0.0
Hospital outpatient care.....	51	1104	4.7	0.2	-0.5	1.4	0.5	0.0
Hospital outpatient care.....	51	110401	4.7	0.2	-0.5	1.4	0.5	0.0
Hospital outpatient care, general medical & surgical hospitals.....	51	1104011	4.8	0.2	-0.5	1.3	0.6	0.0
Medicare patients: hospital outpatient care, general medical and surgical hospitals.....	51	11040111	2.3	0.2	0.0	1.6	0.0	0.0
Medicaid patients: hospital outpatient care, general medical and surgical hospitals.....	51	11040112	9.8	0.0	0.0	0.2	0.0	0.0
Private insurance and all other patients: outpatient care, gen. medical and surgical hospitals.....	51	11040113	5.4	0.2	-0.7	1.4	0.9	0.0
Dental care.....	51	1105	2.4	0.1	0.0	0.3	1.9	-0.2
Private insurance patients: dental care.....	51	110502	2.2	0.1	0.0	0.2	1.8	0.0
Private insurance patients: dental visits and consultations.....	51	1105021	1.8	0.4	0.0	0.0	1.5	0.0
Private insurance patients: dental surgical intervention services.....	51	1105022	1.8	0.0	0.0	0.3	1.3	0.0
Private insurance patients: dental non-surgical intervention services.....	51	1105023	2.7	0.0	0.0	0.3	2.2	0.1
Medicare, Medicaid and all other patients: dental care.....	51	110503	2.6	0.0	0.0	0.4	2.1	-0.5
Medicare, Medicaid and all other patients: dental visits and consultations.....	51	1105031	1.9	0.0	0.0	0.3	2.0	-1.5
Medicare, Medicaid and all other patients: dental surgical intervention services.....	51	1105032	6.3	0.0	0.0	0.0	6.2	0.0
Medicare and Medicaid and all other patients: dental non-surgical intervention services.....	51	1105033	2.1	0.0	0.0	0.6	1.1	0.0
Inpatient care.....	51	2	4.5	0.1	0.4	0.8	0.1	0.0
Inpatient care.....	51	21	4.5	0.1	0.4	0.8	0.1	0.0
Hospital inpatient care.....	51	2101	4.8	0.0	0.5	0.8	0.1	0.0
Hospital inpatient care.....	51	210101	4.8	0.0	0.5	0.8	0.1	0.0
Hospital inpatient care, general medical and surgical hospitals.....	51	2101011	4.8	0.0	0.6	0.8	0.1	0.0
Medicare patients: hospital inpatient care, general medical and surgical hospitals.....	51	21010111	2.9	0.0	0.0	0.0	0.0	0.0
Medicaid patients: hospital inpatient care, general medical and surgical hospitals.....	51	21010112	2.4	0.0	0.0	5.1	0.0	0.0
Private insur. & all other patients: hospital inpatient, general medical and surgical hospitals.....	51	21010113	7.0	0.0	1.2	0.3	0.2	0.1
Private insurance patients: hospital inpatient care, general medical and surgical hospitals.....	51	210101131	5.3	0.0	1.3	0.4	0.2	0.1
All other patients: hospital inpatient care, general medical and surgical hospitals.....	51	210101132	21.9	0.0	0.0	-0.4	0.0	0.0
Hospital inpatient care, psychiatric & substance abuse hospitals.....	51	2101012	2.2	0.0	0.0	-0.2	0.0	0.0
Hospital inpatient care, specialty hospitals.....	51	2101013	7.5	0.6	-0.3	0.6	0.7	0.0
Medicare patients: hospital inpatient care, specialty hospitals.....	51	21010131	2.2	0.6	-0.3	0.6	0.4	0.0
Medicaid patients: hospital inpatient care, specialty hospitals.....	51	21010132	31.9	1.8	1.0	1.0	1.3	0.0
Private insurance and all other patients: hospital inpatient care, specialty hospitals.....	51	21010133	4.5	0.2	-0.8	0.4	0.7	0.0
Nursing home care.....	51	2102	2.8	0.3	0.0	0.3	-0.1	0.0
Nursing home care.....	51	210201	2.8	0.3	0.0	0.3	-0.1	0.0
Medicare and Medicaid patients: Nursing home care.....	51	21020101	4.6	0.4	0.0	0.1	0.0	0.1
Medicaid patients: Nursing home care.....	51	210201011	5.7	0.6	0.0	0.2	-0.1	0.2
Medicare patients: Nursing home care.....	51	210201012	2.9	0.0	0.0	0.0	0.0	0.0
Private insurance and all other patients: Nursing home care.....	51	21020102	0.8	0.2	0.0	0.6	-0.2	-0.2
Private insurance patients: Nursing home care.....	51	210201021	-0.9	0.0	0.0	0.0	0.0	0.0
All other patients: Nursing home care.....	51	210201022	1.2	0.2	0.1	0.7	-0.3	-0.3
Intellectual and developmental disability center care.....	51	2103	6.7	0.0	0.1	2.5	0.1	0.0
Intellectual and developmental disability center care.....	51	210301	6.7	0.0	0.1	2.5	0.1	0.0

See footnotes at end of table.

Table 7. Producer price index percentage changes for commodity and service groupings and individual items, not seasonally adjusted — Continued
 [March 2024]

Title	Commodity code		Unadjusted 12-month percent change ¹	Unadjusted 1-month percent change ¹				
	Group code	Item code		Mar. 2023 to Mar. 2024 ^P	Oct. to Nov.	Nov. to Dec. ^P	Dec. to Jan. ^P	Jan. to Feb. ^P
Medicaid patients: Intellectual and developmental disability center care.....	51	21030101	4.8	0.0	0.1	0.6	0.1	0.0
Medicare, private ins. & all other patients: Intellectual & develop. disability center care.....	51	21030102	14.0	0.0	0.0	9.6	0.0	0.0
Sales of blood and blood products, organs, and tissues.....	51	3	5.2	1.2	0.7	0.8	0.2	0.2
Sales of blood and blood products, organs, and tissues.....	51	31	5.2	1.2	0.7	0.8	0.2	0.2
Sales of blood and blood products, organs, and tissues.....	51	3101	5.2	1.2	0.7	0.8	0.2	0.2
Sales of blood and blood products, organs, and tissues.....	51	310101	5.2	1.2	0.7	0.8	0.2	0.2
Accommodation services.....	53	—	-4.6	-2.5	-2.4	0.7	1.7	0.6
Traveler accommodation services.....	53	1	-4.6	-2.5	-2.4	0.7	1.7	0.6
Traveler accommodation services.....	53	11	-4.6	-2.5	-2.4	0.7	1.7	0.6
Guestroom or unit rental.....	53	1101	-5.3	-2.8	-2.6	0.6	1.6	0.7
Guestroom or unit rental.....	53	110101	-5.3	-2.8	-2.6	0.6	1.6	0.7
Other traveler accommodation services.....	53	1102	4.9	0.4	0.0	1.9	2.6	-1.2
Other traveler accommodation services.....	53	110201	4.9	0.4	0.0	1.9	2.6	-1.2
Food and beverage for immediate consumption services (partial).....	54	—	4.7	0.3	0.0	0.1	0.6	1.1
Food and beverage for immediate consumption services (partial).....	54	1	4.7	0.3	0.0	0.1	0.6	1.1
Food and nonalcoholic beverages for immediate consumption (partial).....	54	11	4.2	0.2	-0.1	0.0	0.7	1.0
Food and nonalcoholic beverages for immediate consumption (partial).....	54	1101	4.2	0.2	-0.1	0.0	0.7	1.0
Food and nonalcoholic beverages for immediate consumption (partial).....	54	110101	4.2	0.2	-0.1	0.0	0.7	1.0
Alcoholic beverages for immediate consumption (partial).....	54	12	7.2	0.9	0.3	0.6	0.3	1.5
Alcoholic beverages for immediate consumption (partial).....	54	1201	7.2	0.9	0.3	0.6	0.3	1.5
Alcoholic beverages for immediate consumption (partial).....	54	120101	7.2	0.9	0.3	0.6	0.3	1.5
Repair and maintenance services (partial).....	55	—	5.3	0.3	0.4	1.1	0.1	0.1
Commercial and industrial machinery and equipment repair and maintenance.....	55	1	5.9	0.1	0.5	1.8	-0.1	0.0
Commercial and industrial machinery and equipment repair and maintenance.....	55	11	5.9	0.1	0.5	1.8	-0.1	0.0
Commercial machinery repair and maintenance.....	55	1101	5.9	0.1	0.5	1.8	-0.1	0.0
Commercial machinery repair and maintenance.....	55	110101	5.9	0.1	0.5	1.8	-0.1	0.0
Motor vehicle repair and maintenance (partial).....	55	2	3.8	0.5	0.2	0.3	0.5	0.0
Motor vehicle repair and maintenance (partial).....	55	21	3.8	0.5	0.2	0.3	0.5	0.0
Motor vehicle repair and maintenance (partial).....	55	2101	3.8	0.5	0.2	0.3	0.5	0.0
Motor vehicle repair and maintenance (partial).....	55	210101	3.8	0.5	0.2	0.3	0.5	0.0
Ship repair and maintenance.....	55	3	6.8	1.4	0.7	0.9	0.0	0.9
Ship repair and maintenance.....	55	31	6.8	1.4	0.7	0.9	0.0	0.9
Ship repair, military.....	55	3101	1.5	0.2	0.3	0.0	0.0	0.3
Ship repair, military.....	55	310101	1.5	0.2	0.3	0.0	0.0	0.3
Ship repair, nonmilitary.....	55	3102	14.5	3.0	1.4	2.0	0.0	1.8
Ship repair, nonmilitary.....	55	310201	14.5	3.0	1.4	2.0	0.0	1.8
Aircraft repair and maintenance.....	55	4	6.1	0.3	0.0	1.2	0.0	0.0
Aircraft repair and maintenance.....	55	41	6.1	0.3	0.0	1.2	0.0	0.0
Aircraft repair and maintenance.....	55	4101	6.1	0.3	0.0	1.2	0.0	0.0
Aircraft repair and maintenance.....	55	410101	6.1	0.3	0.0	1.2	0.0	0.0
Entertainment services (partial).....	56	—	3.7	0.9	2.0	-0.5	0.1	1.8
Membership dues and admissions and recreation facility use fees (partial).....	56	1	5.2	1.7	2.3	0.1	0.0	1.5
Membership dues and admissions and recreation facility use fees (partial).....	56	11	5.2	1.7	2.3	0.1	0.0	1.5
Membership dues.....	56	1101	5.7	0.3	2.0	2.0	-0.9	1.7
Membership dues, golf courses and country clubs.....	56	110101	5.4	0.0	0.0	4.3	0.0	0.0
Membership dues, fitness and recreational sports centers.....	56	110102	6.0	0.5	3.4	0.5	-1.5	2.8
Admissions and recreational facilities use fees (partial).....	56	1102	4.3	3.9	2.7	-2.8	1.5	1.2
Admissions and recreational facilities use fees, golf courses and country clubs.....	56	110201	3.9	10.4	4.0	0.9	-0.9	1.5
Admissions and recreational facilities use fees, fitness and recreational sports centers.....	56	110202	1.7	0.0	0.0	0.0	0.0	0.0
Admissions and recreational facilities use fees, amusement and theme parks.....	56	110203	5.7	2.3	3.0	-5.9	3.5	1.6
Recreational activity instruction fees (partial).....	56	2	0.8	0.0	0.0	0.6	0.0	0.0
Recreational activity instruction fees (partial).....	56	21	0.8	0.0	0.0	0.6	0.0	0.0

See footnotes at end of table.

Table 7. Producer price index percentage changes for commodity and service groupings and individual items, not seasonally adjusted — Continued
 [March 2024]

Title	Commodity code		Unadjusted 12-month percent change ¹	Unadjusted 1-month percent change ¹				
	Group code	Item code		Mar. 2023 to Mar. 2024 ^P	Oct. to Nov.	Nov. to Dec. ^P	Dec. to Jan. ^P	Jan. to Feb. ^P
Recreational activity instruction fees (partial).....	56	2101	0.8	0.0	0.0	0.6	0.0	0.0
Recreational activity instruction fees (partial).....	56	210101	0.8	0.0	0.0	0.6	0.0	0.0
Gaming receipts (partial).....	56	3	1.6	-0.2	1.8	-1.6	0.2	2.5
Gaming receipts (partial).....	56	31	1.6	-0.2	1.8	-1.6	0.2	2.5
Gaming receipts (partial).....	56	3101	1.6	-0.2	1.8	-1.6	0.2	2.5
Gaming receipts (partial).....	56	310101	1.6	-0.2	1.8	-1.6	0.2	2.5
Wholesale trade services.....	57	—	4.0	1.8	-2.2	1.6	-0.8	0.5
Machinery and equipment and parts and supplies wholesaling.....	57	1	3.5	3.2	-4.2	2.9	0.4	0.5
Machinery and equipment and parts and supplies wholesaling.....	57	11	3.5	3.2	-4.2	2.9	0.4	0.5
Parts and supplies for machinery and equipment wholesaling.....	57	1102	4.3	1.5	-0.1	1.2	1.0	-1.2
Parts and supplies for machinery and equipment wholesaling.....	57	110201	4.3	1.5	-0.1	1.2	1.0	-1.2
Machinery and vehicle wholesaling.....	57	1103	2.5	5.8	-8.5	5.1	0.5	-0.2
Machinery and vehicle wholesaling.....	57	110301	2.5	5.8	-8.5	5.1	0.5	-0.2
Professional and commercial equipment wholesaling.....	57	1104	4.8	-1.4	1.1	0.0	-1.7	8.3
Professional and commercial equipment wholesaling.....	57	110401	4.8	-1.4	1.1	0.0	-1.7	8.3
Furnishings wholesaling.....	57	2	-7.1	1.0	0.1	0.3	0.2	0.0
Furnishings wholesaling.....	57	21	-7.1	1.0	0.1	0.3	0.2	0.0
Furnishings wholesaling.....	57	2101	-7.1	1.0	0.1	0.3	0.2	0.0
Furnishings wholesaling.....	57	210101	-7.1	1.0	0.1	0.3	0.2	0.0
Building materials, paint, and hardware wholesaling.....	57	3	-5.0	-2.4	-1.0	1.2	-2.0	0.0
Building materials, paint, and hardware wholesaling.....	57	31	-5.0	-2.4	-1.0	1.2	-2.0	0.0
Building materials, paint, and hardware wholesaling.....	57	3101	-5.0	-2.4	-1.0	1.2	-2.0	0.0
Building materials, paint, and hardware wholesaling.....	57	310101	-5.0	-2.4	-1.0	1.2	-2.0	0.0
Metals, minerals, and ores wholesaling.....	57	4	-9.0	10.5	4.4	5.5	-14.7	2.8
Metals, minerals, and ores wholesaling.....	57	41	-9.0	10.5	4.4	5.5	-14.7	2.8
Metals, minerals, and ores wholesaling.....	57	4101	-9.0	10.5	4.4	5.5	-14.7	2.8
Metals, minerals, and ores wholesaling.....	57	410101	-9.0	10.5	4.4	5.5	-14.7	2.8
Chemicals and allied products wholesaling.....	57	5	3.2	1.0	-5.8	10.4	-3.9	0.8
Chemicals and allied products wholesaling.....	57	51	3.2	1.0	-5.8	10.4	-3.9	0.8
Chemicals and allied products wholesaling.....	57	5101	3.2	1.0	-5.8	10.4	-3.9	0.8
Chemicals and allied products wholesaling.....	57	510101	3.2	1.0	-5.8	10.4	-3.9	0.8
Paper and plastics products wholesaling.....	57	6	-2.4	1.4	1.1	-1.1	-2.6	-0.4
Paper and plastics products wholesaling.....	57	61	-2.4	1.4	1.1	-1.1	-2.6	-0.4
Paper and plastics products wholesaling.....	57	6101	-2.4	1.4	1.1	-1.1	-2.6	-0.4
Paper and plastics products wholesaling.....	57	610101	-2.4	1.4	1.1	-1.1	-2.6	-0.4
Apparel wholesaling.....	57	7	3.6	0.6	-8.4	1.7	-3.5	1.9
Apparel wholesaling.....	57	71	3.6	0.6	-8.4	1.7	-3.5	1.9
Apparel wholesaling.....	57	7101	3.6	0.6	-8.4	1.7	-3.5	1.9
Apparel wholesaling.....	57	710101	3.6	0.6	-8.4	1.7	-3.5	1.9
Food and alcohol wholesaling.....	57	8	6.6	2.3	-1.2	0.7	1.1	0.9
Food and alcohol wholesaling.....	57	81	6.6	2.3	-1.2	0.7	1.1	0.9
Food wholesaling.....	57	8101	6.6	2.6	-1.4	0.8	1.2	0.4
Food wholesaling.....	57	810101	6.6	2.6	-1.4	0.8	1.2	0.4
Alcohol wholesaling.....	57	8102	6.1	0.7	0.0	-0.4	1.1	4.1
Alcohol wholesaling.....	57	810201	6.1	0.7	0.0	-0.4	1.1	4.1
Other commodities wholesaling.....	57	9	10.0	-0.8	0.7	-3.6	1.4	-0.2
Other commodities wholesaling.....	57	91	10.0	-0.8	0.7	-3.6	1.4	-0.2
Other commodities wholesaling.....	57	9101	10.0	-0.8	0.7	-3.6	1.4	-0.2
Other commodities wholesaling.....	57	910101	10.0	-0.8	0.7	-3.6	1.4	-0.2
Retail trade services.....	58	—	-2.8	-2.1	0.3	-1.5	1.1	0.7
Food and alcohol retailing.....	58	1	1.4	-1.6	-0.4	2.0	1.1	0.8
Food and alcohol retailing.....	58	11	1.4	-1.6	-0.4	2.0	1.1	0.8
Food retailing.....	58	1102	1.5	-1.9	-0.6	2.2	0.5	0.5
Food retailing.....	58	110201	1.5	-1.9	-0.6	2.2	0.5	0.5
Alcohol retailing.....	58	1103	0.9	0.5	1.4	0.7	5.1	2.3
Alcohol retailing.....	58	110301	0.9	0.5	1.4	0.7	5.1	2.3
Health and beauty care retailing, including optical goods.....	58	2	7.4	-1.0	2.9	3.4	1.2	0.3

See footnotes at end of table.

Table 7. Producer price index percentage changes for commodity and service groupings and individual items, not seasonally adjusted — Continued
 [March 2024]

Title	Commodity code		Unadjusted 12-month percent change ¹	Unadjusted 1-month percent change ¹				
	Group code	Item code		Mar. 2023 to Mar. 2024 ^P	Oct. to Nov.	Nov. to Dec. ^P	Dec. to Jan. ^P	Jan. to Feb. ^P
Health and beauty care retailing, including optical goods.....	58	21	7.4	-1.0	2.9	3.4	1.2	0.3
Health and beauty care retailing, including optical goods.....	58	2101	7.4	-1.0	2.9	3.4	1.2	0.3
Health and beauty care retailing, including optical goods.....	58	210101	7.4	-1.0	2.9	3.4	1.2	0.3
Apparel, jewelry, footwear, and accessories retailing.....	58	3	2.8	-3.7	2.8	-5.0	4.9	1.1
Apparel, jewelry, footwear, and accessories retailing.....	58	31	2.8	-3.7	2.8	-5.0	4.9	1.1
Apparel, footwear, and accessories retailing.....	58	3101	2.3	-4.3	2.9	-5.9	5.7	1.2
Apparel, footwear, and accessories retailing.....	58	310101	2.3	-4.3	2.9	-5.9	5.7	1.2
Jewelry retailing.....	58	3102	5.8	0.0	2.2	0.6	0.1	0.1
Jewelry retailing.....	58	310201	5.8	0.0	2.2	0.6	0.1	0.1
Computer hardware, software, and supplies retailing.....	58	4	-27.4	6.4	5.9	-24.0	-8.5	12.5
Computer hardware, software, and supplies retailing.....	58	41	-27.4	6.4	5.9	-24.0	-8.5	12.5
Computer hardware, software, and supplies retailing.....	58	4101	-27.4	6.4	5.9	-24.0	-8.5	12.5
Computer hardware, software, and supplies retailing.....	58	410101	-27.4	6.4	5.9	-24.0	-8.5	12.5
TV, video, and photographic equipment and supplies retailing.....	58	5	-0.9	-11.4	-6.6	15.1	-0.9	-2.6
TV, video, and photographic equipment and supplies retailing.....	58	51	-0.9	-11.4	-6.6	15.1	-0.9	-2.6
TV, video, and photographic equipment and supplies retailing.....	58	5101	-0.9	-11.4	-6.6	15.1	-0.9	-2.6
TV, video, and photographic equipment and supplies retailing.....	58	510101	-0.9	-11.4	-6.6	15.1	-0.9	-2.6
Automobiles and automobile parts retailing.....	58	6	-28.4	-2.1	-4.9	-9.0	-1.6	-1.1
Automobiles and automobile parts retailing.....	58	61	-28.4	-2.1	-4.9	-9.0	-1.6	-1.1
Automobile retailing (Partial).....	58	6101	-38.0	-4.4	-7.6	-13.2	-1.2	-1.7
Automobile retailing (Partial).....	58	610101	-38.0	-4.4	-7.6	-13.2	-1.2	-1.7
Automotive parts, including tires, retailing.....	58	6102	0.5	3.8	1.3	0.2	-2.2	0.0
Automotive parts, including tires, retailing.....	58	610201	0.5	3.8	1.3	0.2	-2.2	0.0
RVs, trailers, and campers retailing.....	58	8	-6.8	3.7	-6.1	-8.9	14.8	0.5
RVs, trailers, and campers retailing.....	58	81	-6.8	3.7	-6.1	-8.9	14.8	0.5
RVs, trailers, and campers retailing.....	58	8101	-6.8	3.7	-6.1	-8.9	14.8	0.5
RVs, trailers, and campers retailing.....	58	810101	-6.8	3.7	-6.1	-8.9	14.8	0.5
Sporting goods, including boats, retailing.....	58	9	1.5	-6.3	2.3	6.7	-2.5	1.5
Sporting goods, including boats, retailing.....	58	91	1.5	-6.3	2.3	6.7	-2.5	1.5
Sporting goods, including boats, retailing.....	58	9101	1.5	-6.3	2.3	6.7	-2.5	1.5
Sporting goods, including boats, retailing.....	58	910101	1.5	-6.3	2.3	6.7	-2.5	1.5
Lawn, garden, and farm equipment and supplies retailing.....	58	A	2.3	-0.4	0.3	-0.7	-1.6	0.6
Lawn, garden, and farm equipment and supplies retailing.....	58	A1	2.3	-0.4	0.3	-0.7	-1.6	0.6
Lawn, garden, and farm equipment and supplies retailing.....	58	A101	2.3	-0.4	0.3	-0.7	-1.6	0.6
Lawn, garden, and farm equipment and supplies retailing.....	58	A10101	2.3	-0.4	0.3	-0.7	-1.6	0.6
Furniture retailing.....	58	B	-3.4	-5.6	0.5	-0.3	1.5	0.1
Furniture retailing.....	58	B1	-3.4	-5.6	0.5	-0.3	1.5	0.1
Furniture retailing.....	58	B101	-3.4	-5.6	0.5	-0.3	1.5	0.1
Furniture retailing.....	58	B10101	-3.4	-5.6	0.5	-0.3	1.5	0.1
Flooring and floor coverings retailing.....	58	C	1.6	0.3	-2.7	2.3	1.6	0.1
Flooring and floor coverings retailing.....	58	C1	1.6	0.3	-2.7	2.3	1.6	0.1
Flooring and floor coverings retailing.....	58	C101	1.6	0.3	-2.7	2.3	1.6	0.1
Flooring and floor coverings retailing.....	58	C10101	1.6	0.3	-2.7	2.3	1.6	0.1
Hardware and building materials and supplies retailing.....	58	D	9.6	-1.2	0.0	0.9	0.1	0.5
Hardware and building materials and supplies retailing.....	58	D1	9.6	-1.2	0.0	0.9	0.1	0.5
Hardware and building materials and supplies retailing.....	58	D101	9.6	-1.2	0.0	0.9	0.1	0.5
Hardware and building materials and supplies retailing.....	58	D10101	9.6	-1.2	0.0	0.9	0.1	0.5
Major household appliance retailing.....	58	E	-3.9	4.7	-5.9	-2.0	13.5	-8.0
Major household appliance retailing.....	58	E1	-3.9	4.7	-5.9	-2.0	13.5	-8.0
Major household appliance retailing.....	58	E101	-3.9	4.7	-5.9	-2.0	13.5	-8.0
Major household appliance retailing.....	58	E10101	-3.9	4.7	-5.9	-2.0	13.5	-8.0
Fuels and lubricants retailing.....	58	F	8.2	-5.1	4.7	-7.1	-0.6	2.9
Fuels and lubricants retailing.....	58	F1	8.2	-5.1	4.7	-7.1	-0.6	2.9
Automotive fuels and lubricants retailing.....	58	F101	10.2	-6.9	3.3	-8.8	0.3	2.1
Automotive fuels and lubricants retailing.....	58	F10101	10.2	-6.9	3.3	-8.8	0.3	2.1
Household fuels retailing.....	58	F102	-0.2	6.2	13.0	1.5	-5.0	6.9
Household fuels retailing.....	58	F10201	-0.2	6.2	13.0	1.5	-5.0	6.9

See footnotes at end of table.

Table 7. Producer price index percentage changes for commodity and service groupings and individual items, not seasonally adjusted — Continued
 [March 2024]

Title	Commodity code		Unadjusted 12-month percent change ¹	Unadjusted 1-month percent change ¹				
	Group code	Item code		Mar. 2023 to Mar. 2024 ^P	Oct. to Nov.	Nov. to Dec. ^P	Dec. to Jan. ^P	Jan. to Feb. ^P
Cleaning supplies and paper products retailing.....	58	G	8.0	-1.7	-0.1	2.2	-0.8	-0.5
Cleaning supplies and paper products retailing.....	58	G1	8.0	-1.7	-0.1	2.2	-0.8	-0.5
Cleaning supplies and paper products retailing.....	58	G101	8.0	-1.7	-0.1	2.2	-0.8	-0.5
Cleaning supplies and paper products retailing.....	58	G10101	8.0	-1.7	-0.1	2.2	-0.8	-0.5
Book retailing.....	58	H	1.9	-3.2	0.1	3.7	-3.4	2.6
Book retailing.....	58	H1	1.9	-3.2	0.1	3.7	-3.4	2.6
Book retailing.....	58	H101	1.9	-3.2	0.1	3.7	-3.4	2.6
Book retailing.....	58	H10101	1.9	-3.2	0.1	3.7	-3.4	2.6
Other merchandise retailing (partial).....	58	I	2.5	-1.1	-0.1	1.8	2.8	1.1
Other merchandise retailing (partial).....	58	I1	2.5	-1.1	-0.1	1.8	2.8	1.1
Other merchandise retailing (partial).....	58	I101	2.5	-1.1	-0.1	1.8	2.8	1.1
Other merchandise retailing (partial).....	58	I10101	2.5	-1.1	-0.1	1.8	2.8	1.1
Metal treatment services.....	59	—	5.1	-0.3	0.6	1.3	0.0	0.5
Metal treatment services.....	59	1	5.1	-0.3	0.6	1.3	0.0	0.5
Metal treatment services.....	59	11	5.1	-0.3	0.6	1.3	0.0	0.5
Metal plating and polishing.....	59	1101	3.5	0.0	0.4	0.2	-0.2	0.0
Metal plating and polishing.....	59	110111	3.5	0.0	0.4	0.2	-0.2	0.0
Metal coating and allied services.....	59	1102	2.8	-0.8	0.5	1.6	0.0	0.2
Metal coating and allied services.....	59	110222	2.8	-0.8	0.5	1.6	0.0	0.2
Metal heat treating.....	59	1103	13.4	0.3	1.1	1.9	0.0	1.9
Metal heat treating.....	59	110349	13.4	0.3	1.1	1.9	0.0	1.9
Mining services.....	60	—	1.8	1.2	1.3	-0.2	0.4	0.6
Mining services.....	60	1	1.8	1.2	1.3	-0.2	0.4	0.6
Mining services.....	60	11	1.8	1.2	1.3	-0.2	0.4	0.6
Support activities for coal mining.....	60	1102	3.5	-0.2	-0.1	0.2	0.2	0.1
Support activities for coal mining.....	60	110201	3.5	-0.2	-0.1	0.2	0.2	0.1
Drilling oil and gas wells services.....	60	1103	-0.4	-0.4	-0.2	0.0	0.2	-1.6
Drilling oil and gas wells services.....	60	110301	-0.4	-0.4	-0.2	0.0	0.2	-1.6
Support activities for oil and gas operations.....	60	1104	2.3	1.9	1.9	-0.5	0.5	1.3
Support activities for oil and gas operations.....	60	110401	2.3	1.9	1.9	-0.5	0.5	1.3
Metal and nonmetallic minerals mining services.....	60	1106	—	0.5	0.0	3.6	0.0	0.0
Metal and nonmetallic minerals mining services.....	60	110601	—	0.5	0.0	3.6	0.0	0.0
Contract work on textile products, apparel, and leather.....	61	—	2.2	0.0	0.5	0.0	0.0	2.1
Contract work on textile products and apparel.....	61	1	2.2	0.0	0.5	0.0	0.0	2.2
Contract work on textile products and apparel.....	61	11	2.2	0.0	0.5	0.0	0.0	2.2
Contract work on textile products.....	61	1102	-0.4	0.0	0.0	0.0	0.0	0.0
Commission finishing of broadwoven fabrics.....	61	110201	-0.4	0.0	0.0	0.0	0.0	0.0
Commission finishing of cotton broadwoven fabrics.....	61	1102011	-0.3	0.0	0.0	0.0	0.0	0.0
Other commission finishing of broadwoven fabrics (excl. cotton & wool).....	61	1102012	-0.5	0.0	0.0	0.0	0.0	0.0
Commission knit or knit & finishing of weft & warp knit fabric.....	61	110204	0.7	0.0	0.0	0.0	0.0	0.0
Contract work on apparel.....	61	1103	6.0	0.0	1.1	0.0	0.0	4.6
Contract work on women's, girls' and infants' apparel.....	61	11031	—	0.0	0.0	0.0	0.0	—
Contract work on men's and boys' (including unisex) apparel.....	61	11032	4.8	0.0	2.7	0.0	0.0	1.4
Contract work on men's and boys' pants, work apparel, and other outerwear.....	61	110321	8.9	0.0	8.9	0.0	0.0	0.0
Contract work on men's and boys' shirts, tailored suits/coats/jackets, & underwear/nightwear.....	61	110323	—	0.0	0.0	0.0	0.0	—
Contract & commission receipts for tanning or finishing leather owned by others.....	61	2	0.2	0.0	0.0	0.0	0.0	0.0
Contract & commission receipts for tanning or finishing leather owned by others.....	61	21	0.2	0.0	0.0	0.0	0.0	0.0
Contract and commission receipts for tanning or finishing leather owned by others.....	61	2101	0.2	0.0	0.0	0.0	0.0	0.0
Contract and commission receipts for tanning or finishing leather owned by others.....	61	210101	0.2	0.0	0.0	0.0	0.0	0.0
Construction (partial).....	80	—	-0.8	-0.2	0.0	0.3	0.0	0.1
New nonresidential building construction.....	80	1	-1.3	-0.2	0.0	0.3	0.0	0.1
New nonresidential building construction.....	80	11	-1.3	-0.2	0.0	0.3	0.0	0.1
New warehouse building construction.....	80	1101	-1.0	-0.1	-0.1	0.0	-0.1	0.1
New warehouse building construction.....	80	110101	-1.0	-0.1	-0.1	0.0	-0.1	0.1

See footnotes at end of table.

Table 7. Producer price index percentage changes for commodity and service groupings and individual items, not seasonally adjusted — Continued
 [March 2024]

Title	Commodity code		Unadjusted 12-month percent change ¹	Unadjusted 1-month percent change ¹				
	Group code	Item code		Mar. 2023 to Mar. 2024 ^p	Oct. to Nov.	Nov. to Dec. ^p	Dec. to Jan. ^p	Jan. to Feb. ^p
New school building construction.....	80	1102	-1.4	0.0	-0.1	0.5	0.0	-0.1
New school building construction.....	80	110201	-1.4	0.0	-0.1	0.5	0.0	-0.1
New office building construction.....	80	1103	-1.2	-0.2	0.2	0.2	0.0	0.4
New office building construction.....	80	110301	-1.2	-0.2	0.2	0.2	0.0	0.4
New industrial building construction.....	80	1104	-0.7	-0.1	0.0	0.5	-0.1	0.0
New industrial building construction.....	80	110401	-0.7	-0.1	0.0	0.5	-0.1	0.0
New health care building construction.....	80	1105	-1.8	-0.6	0.1	0.2	0.0	-0.2
New health care building construction.....	80	110501	-1.8	-0.6	0.1	0.2	0.0	-0.2
Maintenance and repair of nonresidential buildings (partial).....	80	2	2.7	0.0	0.0	0.3	0.0	0.6
Maintenance and repair of nonresidential buildings (partial).....	80	21	2.7	0.0	0.0	0.3	0.0	0.6
Maintenance and repair of nonresidential buildings (partial).....	80	2101	2.7	0.0	0.0	0.3	0.0	0.6
Maintenance and repair of nonresidential buildings (partial).....	80	210101	2.7	0.0	0.0	0.3	0.0	0.6

¹ All indexes are subject to revision for 4 months after their originally scheduled publication to incorporate late reports and corrections by survey respondents.

² Due to incomplete coverage of the services sector, some services indexes in this table reflect only a portion of their wherever-provided output. These indexes are flagged using the term "partial" at the end of their titles. For more information regarding wherever-provided services indexes, go to <https://www.bls.gov/ppi/wepnotice.htm>. This webpage includes methodology documentation, a table identifying missing coverage areas for those indexes with incomplete coverage, and a concordance table between wherever-provided services indexes and Census product codes.

p Preliminary

"-" Data not available.

Table 8. Producer price indexes and percentage changes for selected commodity and service groupings and individual items, seasonally adjusted
 [March 2024, Index base 1982=100, unless otherwise indicated]

Title	Commodity code		Other index base	Seasonally adjusted index ¹					Seasonally adjusted 1-month percent change ¹		
	Group code	Item code		Nov. 2023	Dec. 2023 ^P	Jan. 2024 ^P	Feb. 2024 ^P	Mar. 2024 ^P	Dec. to Jan. ^P	Jan. to Feb. ^P	Feb. to Mar. ^P
Goods											
Fruits & melons, fresh/dry vegs. & nuts.....	01	1		-	-	-	-	-	-	-	-
Fresh fruits and melons.....	01	11		-	-	-	-	-	-	-	-
Citrus fruits.....	01	1101		361.783	359.793	364.025	361.284	351.221	1.2	-0.8	-2.8
Other fruits and berries.....	01	1102		-	-	-	-	-	-	-	-
Fresh and dry vegetables.....	01	13		-	-	-	-	-	-	-	-
Dry vegetables.....	01	1301		-	-	-	-	-	-	-	-
Fresh vegetables, except potatoes.....	01	1302		-	-	-	-	-	-	-	-
Sweet potatoes.....	01	1303		172.873	175.933	173.953	171.175	171.831	-1.1	-1.6	0.4
Potatoes.....	01	1306	12/11	104.007	99.384	96.481	97.413	109.547	-2.9	1.0	12.5
Tree nuts.....				-	-	-	-	-	-	-	-
Tree nuts.....				-	-	-	-	-	-	-	-
Grains.....	01	2		196.162	193.463	183.307	168.011	172.129	-5.2	-8.3	2.5
Wheat.....	01	21		-	-	-	-	-	-	-	-
Wheat.....	01	2101		-	-	-	-	-	-	-	-
Other grains.....	01	22		201.497	197.183	184.782	167.990	174.139	-6.3	-9.1	3.7
Barley.....	01	2201		-	-	-	-	-	-	-	-
Corn.....	01	2202		196.762	192.847	180.267	163.657	170.312	-6.5	-9.2	4.1
Oats.....	01	2203		-	-	-	-	-	-	-	-
Sorghum.....	01	2205	12/91	-	-	-	-	-	-	-	-
Rough rice.....	01	23	12/91	137.233	137.750	146.313	137.212	135.831	6.2	-6.2	-1.0
Rough rice.....	01	2301	12/91	137.233	137.750	146.313	137.212	135.831	6.2	-6.2	-1.0
Livestock.....	01	3		227.884	221.049	220.779	242.403	255.423	-0.1	9.8	5.4
Slaughter cattle.....	01	31		268.651	259.992	263.357	267.522	288.138	1.3	1.6	7.7
Slaughter steers and heifers.....	01	3101		271.757	258.319	265.269	268.847	287.302	2.7	1.3	6.9
Slaughter cows and bulls.....	01	3102		230.764	242.282	231.415	236.889	266.399	-4.5	2.4	12.5
Slaughter vealers.....	01	3103		99.841	100.626	101.527	102.546	103.194	0.9	1.0	0.6
Slaughter hogs.....	01	32		91.303	74.103	71.922	97.553	102.042	-2.9	35.6	4.6
Slaughter barrows and gilts.....	01	3201		89.831	72.913	71.358	96.827	100.731	-2.1	35.7	4.0
Slaughter sows.....	01	3202		-	-	-	-	-	-	-	-
Slaughter lambs.....	01	33		412.836	360.167	396.787	402.687	461.703	10.2	1.5	14.7
Slaughter lambs.....	01	3301		412.836	360.167	396.787	402.687	461.703	10.2	1.5	14.7
Feeder and replacement cattle.....			09/21	-	-	-	-	-	-	-	-
Feeder and replacement cattle.....			09/21	-	-	-	-	-	-	-	-
Slaughter poultry.....	01	4		332.247	346.528	341.737	344.404	332.204	-1.4	0.8	-3.5
Slaughter chickens.....	01	41		356.052	373.054	360.559	367.853	352.628	-3.3	2.0	-4.1
Broilers and other meat type chickens.....	01	4102		361.007	378.245	365.576	372.972	357.535	-3.3	2.0	-4.1
Slaughter turkeys.....	01	42		228.297	231.353	263.883	244.103	244.952	14.1	-7.5	0.3
Slaughter turkeys.....	01	4201		228.297	231.353	263.883	244.103	244.952	14.1	-7.5	0.3
Slaughter ducks.....	01	43	12/91	-	-	-	-	-	-	-	-
Slaughter ducks.....	01	4301	12/91	-	-	-	-	-	-	-	-
Raw cotton.....	01	5		-	-	-	-	-	-	-	-
Raw cotton.....	01	51		-	-	-	-	-	-	-	-
Raw cotton.....	01	5101		-	-	-	-	-	-	-	-
Raw milk.....	01	6		157.383	149.370	150.976	158.651	165.147	1.1	5.1	4.1
Raw milk.....	01	61		158.020	149.974	151.587	159.292	165.815	1.1	5.1	4.1
Raw milk.....	01	6101		158.020	149.974	151.587	159.292	165.815	1.1	5.1	4.1
Chicken eggs.....	01	7		-	-	-	-	-	-	-	-
Chicken eggs.....	01	71		-	-	-	-	-	-	-	-
Eggs for fresh use.....	01	7107	12/91	-	-	-	-	-	-	-	-
Breaker stock and checks and undergrades.....	01	7108	12/91	-	-	-	-	-	-	-	-
Hay, hayseeds, and oilseeds.....	01	8		289.956	273.867	250.892	230.202	230.305	-8.4	-8.2	0.0
Hay and hayseeds.....	01	81		-	-	-	-	-	-	-	-
Hay and hayseeds.....	01	8101		-	-	-	-	-	-	-	-
Oilseeds.....	01	83		262.319	252.474	229.224	208.789	208.215	-9.2	-8.9	-0.3
Oilseeds.....	01	8301		262.319	252.474	229.224	208.789	208.215	-9.2	-8.9	-0.3
Cereal and bakery products.....	02	1		330.203	330.208	329.313	327.907	327.088	-0.3	-0.4	-0.2
Bakery products.....	02	11		-	-	-	-	-	-	-	-
Bread (white, wheat, rye, etc.), including frozen.....			06/06	-	-	-	-	-	-	-	-
Rolls (bread-type), muffins, bagels, and croissants.....	02	1105		-	-	-	-	-	-	-	-
Other sweet goods, excluding frozen.....				-	-	-	-	-	-	-	-
Soft cakes, excluding frozen.....	02	1108		-	-	-	-	-	-	-	-
Pies (fruit, cream, and custard), excluding frozen.....				-	-	-	-	-	-	-	-
Cookies, crackers, and related products.....	02	1121		-	-	-	-	-	-	-	-

See footnotes at end of table.

Table 8. Producer price indexes and percentage changes for selected commodity and service groupings and individual items, seasonally adjusted — Continued
 [March 2024, Index base 1982=100, unless otherwise indicated]

Title	Commodity code		Other index base	Seasonally adjusted index ¹					Seasonally adjusted 1-month percent change ¹		
	Group code	Item code		Nov. 2023	Dec. 2023 ^P	Jan. 2024 ^P	Feb. 2024 ^P	Mar. 2024 ^P	Dec. to Jan. ^P	Jan. to Feb. ^P	Feb. to Mar. ^P
Retail bakery products, excluding retail trade.....	02	1130	06/14	-	-	-	-	-	-	-	-
Flour and flour base mixes and doughs.....	02	12		-	-	-	-	-	-	-	-
Wheat flour.....	02	1203		-	-	-	-	-	-	-	-
Flour base mixes and doughs.....	02	1204		-	-	-	-	-	-	-	-
Milled rice and byproducts.....	02	13		-	-	-	-	-	-	-	-
Head rice.....	02	1301		-	-	-	-	-	-	-	-
Milled rice (incl second heads, screenings, brewers, bran, sharps, rice flour, and byproducts).....	02	1302	06/84	-	-	-	-	-	-	-	-
Cereal and pasta products.....	02	14		311.664	310.108	307.373	297.803	297.093	-0.9	-3.1	-0.2
Dry macaroni, spaghetti, and egg noodle products, made from purchased flour.....	02	1402	06/85	-	-	-	-	-	-	-	-
Cereal and mill products, other than flour.....	02	1409	06/85	293.780	292.002	290.028	279.437	278.626	-0.7	-3.7	-0.3
Meats, poultry, and fish.....	02	2		230.034	237.866	233.226	236.435	244.994	-2.0	1.4	3.6
Meats.....	02	21		239.282	250.810	241.080	246.717	248.722	-3.9	2.3	0.8
Beef and veal products, fresh or frozen.....	02	2101		306.178	307.557	294.117	308.464	312.109	-4.4	4.9	1.2
Lamb/mutton, fresh or frozen, not canned or made into sausage, made in slaughtering plants.....	02	2103		-	-	-	-	-	-	-	-
Pork products, fresh, frozen, or processed, except sausage.....	02	2104		159.197	191.845	180.813	180.520	179.646	-5.8	-0.2	-0.5
Other meats, fresh, frozen, or canned.....	02	2105		225.997	224.995	221.325	222.809	225.483	-1.6	0.7	1.2
Processed poultry.....	02	22		170.647	172.682	173.485	175.806	194.677	0.5	1.3	10.7
Young chickens, including bulk, chilled, frozen, whole, and in parts.....	02	2203		197.013	204.470	206.252	207.076	236.202	0.9	0.4	14.1
Turkeys, including frozen, whole, and in parts.....	02	2206		-	-	-	-	-	-	-	-
Canned, cooked, smoked or prepared poultry.....	02	2208		-	-	-	-	-	-	-	-
Chicken hens and other poultry/small game.....			12/90	-	-	-	-	-	-	-	-
Unprocessed and prepared seafood.....	02	23		410.050	408.843	431.394	410.273	418.092	5.5	-4.9	1.9
Unprocessed finfish.....	02	2301		-	-	-	-	-	-	-	-
Unprocessed shellfish.....	02	2305	12/91	272.254	274.767	290.075	286.084	298.805	5.6	-1.4	4.4
Prepared fresh and frozen seafood.....			12/11	-	-	-	-	-	-	-	-
Dairy products.....	02	3		-	-	-	-	-	-	-	-
Fluid milk products.....	02	31		-	-	-	-	-	-	-	-
Packaged fluid milk and related products.....	02	3103	12/82	-	-	-	-	-	-	-	-
Cottage cheese.....	02	3104	12/82	-	-	-	-	-	-	-	-
Other milk products.....	02	3105	12/82	-	-	-	-	-	-	-	-
Bulk fluid milk and cream.....	02	3106	12/91	-	-	-	-	-	-	-	-
Butter.....	02	32		-	-	-	-	-	-	-	-
Butter.....	02	3201		-	-	-	-	-	-	-	-
Natural, processed, and imitation cheese.....	02	33		-	-	-	-	-	-	-	-
Natural cheese, except cottage cheese.....	02	3302		-	-	-	-	-	-	-	-
Processed cheese and related products.....	02	3303		-	-	-	-	-	-	-	-
Cheese substitutes and imitations.....			06/88	-	-	-	-	-	-	-	-
Raw liquid whey.....			12/04	-	-	-	-	-	-	-	-
Ice cream and frozen desserts.....	02	34		285.714	287.022	287.888	287.981	286.996	0.3	0.0	-0.3
Ice cream and frozen desserts.....	02	3402	06/83	281.863	283.160	284.017	284.101	283.125	0.3	0.0	-0.3
Dry, condensed, and evaporated milk products.....	02	35		-	-	-	-	-	-	-	-
Dry milk products, including feed grade.....	02	3502	12/83	-	-	-	-	-	-	-	-
Liquid milk products.....			12/83	-	-	-	-	-	-	-	-
Ice cream mixes and related products.....			06/02	-	-	-	-	-	-	-	-
Processed fruits and vegetables.....	02	4		-	-	-	-	-	-	-	-
Canned fruits and juices.....	02	41		-	-	-	-	-	-	-	-
Canned fruits, excluding baby foods.....	02	4101		-	-	-	-	-	-	-	-
Canned and fresh fruit juices, nectars, and concentrates.....	02	4102		-	-	-	-	-	-	-	-
Frozen fruits, juices and ades.....	02	42		-	-	-	-	-	-	-	-
Frozen fruits.....	02	4202		-	-	-	-	-	-	-	-
Canned vegetables and juices.....	02	44		-	-	-	-	-	-	-	-
Canned vegetables and juices.....	02	4401		-	-	-	-	-	-	-	-
Frozen vegetables.....	02	45		-	-	-	-	-	-	-	-
Frozen potato products (French-fried, patties, puffs, etc.).....	02	4502	12/90	337.522	341.574	342.631	337.732	341.355	0.3	-1.4	1.1
Frozen vegetables, other than potato products.....	02	4505	12/90	-	-	-	-	-	-	-	-
Dried and dehydrated food.....			12/03	-	-	-	-	-	-	-	-
Dried and dehydrated food.....			12/03	-	-	-	-	-	-	-	-
Sugar and confectionery.....	02	5		-	-	-	-	-	-	-	-
Raw cane sugar and sugar cane mill products and byproducts.....				-	-	-	-	-	-	-	-
Raw cane sugar and sugarcane mill products and byproducts.....	02	5201		-	-	-	-	-	-	-	-
Refined sugar products and byproducts.....				-	-	-	-	-	-	-	-
Refined sugar products and byproducts.....			12/02	-	-	-	-	-	-	-	-
Confectionery materials.....	02	54		-	-	-	-	-	-	-	-
Confectionery materials.....	02	5401		-	-	-	-	-	-	-	-
Confectionery end products.....	02	55		-	-	-	-	-	-	-	-

See footnotes at end of table.

Table 8. Producer price indexes and percentage changes for selected commodity and service groupings and individual items, seasonally adjusted — Continued
 [March 2024, Index base 1982=100, unless otherwise indicated]

Title	Commodity code		Other index base	Seasonally adjusted index ¹					Seasonally adjusted 1-month percent change ¹		
	Group code	Item code		Nov. 2023	Dec. 2023 ^P	Jan. 2024 ^P	Feb. 2024 ^P	Mar. 2024 ^P	Dec. to Jan. ^P	Jan. to Feb. ^P	Feb. to Mar. ^P
Candy and nuts.....			06/83	-	-	-	-	-	-	-	-
Beverages and beverage materials.....	02	6		253.145	252.242	255.328	257.093	257.239	1.2	0.7	0.1
Alcoholic beverages.....	02	61		219.983	220.168	220.629	220.185	219.630	0.2	-0.2	-0.3
Malt beverages.....	02	6101		232.172	232.797	234.721	233.858	233.707	0.8	-0.4	-0.1
Distilled and bottled liquor, excluding brandy.....	02	6102		198.603	197.326	196.328	195.894	193.057	-0.5	-0.2	-1.4
Wines, brandy, and brandy spirits.....			12/83	-	-	-	-	-	-	-	-
Soft drinks.....	02	62		-	-	-	-	-	-	-	-
Soft drinks, non-carbonated and bottled water.....			12/11	-	-	-	-	-	-	-	-
Soft drinks, carbonated, bottle/can, all types.....			01/24	-	-	-	-	-	-	-	-
Soft drinks, energy and sport.....				-	-	-	-	-	-	-	-
Packaged beverage materials.....	02	63		-	-	-	-	-	-	-	-
Coffee (whole bean, ground, & instant).....	02	6301		-	-	-	-	-	-	-	-
Tea in consumer packages, exc. canned ice tea.....	02	6303		-	-	-	-	-	-	-	-
Other beverage materials.....	02	64		334.718	335.514	325.851	323.952	326.898	-2.9	-0.6	0.9
Other beverage materials.....	02	6401		334.718	335.514	325.851	323.952	326.898	-2.9	-0.6	0.9
Fats and oils.....	02	7		-	-	-	-	-	-	-	-
Shortening, cooking oil, and margarine.....	02	78		-	-	-	-	-	-	-	-
Shortening, cooking oil, and margarine.....	02	7801		-	-	-	-	-	-	-	-
Other oilseed processing.....	02	7A	12/04	-	-	-	-	-	-	-	-
Other oilseed processing.....	02	7A01	12/04	-	-	-	-	-	-	-	-
Corn oil, crude and refined.....			01/16	-	-	-	-	-	-	-	-
Corn oil, made by wet milling.....			01/16	-	-	-	-	-	-	-	-
Miscellaneous processed foods.....	02	8		-	-	-	-	-	-	-	-
Canned jams, jellies, and preserves.....	02	81		-	-	-	-	-	-	-	-
Canned jams, jellies, and preserves.....				-	-	-	-	-	-	-	-
Pickles and other pickled products, including horseradish.....	02	82		-	-	-	-	-	-	-	-
Pickles and other pickled products.....	02	8201		-	-	-	-	-	-	-	-
Specialty canning.....	02	84		-	-	-	-	-	-	-	-
Specialty canning.....	02	8401		-	-	-	-	-	-	-	-
Frozen specialty food.....	02	85		-	-	-	-	-	-	-	-
Frozen specialty food.....	02	8501		-	-	-	-	-	-	-	-
Prepared sauces, except tomato.....				-	-	-	-	-	-	-	-
Prepared sauces, excluding tomato-based sauces and sauces comprised of 20 percent or more meat.....				-	-	-	-	-	-	-	-
Other miscellaneous processed foods.....				-	-	-	-	-	-	-	-
Other miscellaneous processed foods.....				-	-	-	-	-	-	-	-
Prepared animal feeds.....	02	9		247.988	246.275	240.036	234.358	230.020	-2.5	-2.4	-1.9
Soybean cake, meal, and other byproducts.....	02	92		-	-	-	-	-	-	-	-
Soybean cake, meal, and byproducts.....	02	9201		-	-	-	-	-	-	-	-
Formula feeds.....	02	93		267.641	266.004	262.157	251.207	244.296	-1.4	-4.2	-2.8
Formula feeds.....	02	9301		267.641	266.004	262.157	251.207	244.296	-1.4	-4.2	-2.8
Miscellaneous feedstuffs.....	02	94		334.462	331.267	325.811	319.324	317.777	-1.6	-2.0	-0.5
Pet food.....	02	9402		-	-	-	-	-	-	-	-
Miscellaneous feedstuffs other than pet food.....	02	9403		306.887	293.426	281.922	269.421	264.494	-3.9	-4.4	-1.8
Synthetic fibers.....	03	1		-	-	-	-	-	-	-	-
Unprocessed filament yarns.....	03	15		-	-	-	-	-	-	-	-
Noncellulosic and cellulosic organic fibers.....			05/22	-	-	-	-	-	-	-	-
Processed yarns and threads.....	03	2		-	-	-	-	-	-	-	-
Yarns.....	03	26		-	-	-	-	-	-	-	-
Spun cotton yarns.....	03	2601		153.661	155.852	158.345	154.745	157.495	1.6	-2.3	1.8
Spun synthetic yarns.....				-	-	-	-	-	-	-	-
Textured and twisted yarns.....	03	2604	12/88	-	-	-	-	-	-	-	-
Other spun noncellulosic and natural fiber (excluding cotton and wool) yarns.....	03	2607	06/08	-	-	-	-	-	-	-	-
Greige fabrics.....	03	3		-	-	-	-	-	-	-	-
Greige broadwoven fabrics.....	03	37		-	-	-	-	-	-	-	-
Greige manmade, silk, and other natural fiber (exc cotton/wool) broadwoven fabrics.....	03	3703		-	-	-	-	-	-	-	-
Greige knit fabrics.....	03	38		-	-	-	-	-	-	-	-
Weft (circular) knit fabrics, greige goods (excluding hosiery).....	03	3803		-	-	-	-	-	-	-	-
Warp knit fabrics, greige goods (excluding hosiery).....	03	3804		-	-	-	-	-	-	-	-
Tire cord and tire fabric.....	03	39	06/84	-	-	-	-	-	-	-	-
Tire cord and tire fabrics.....	03	3901	06/84	-	-	-	-	-	-	-	-
Finished fabrics.....	03	4		-	-	-	-	-	-	-	-
Finished broadwoven fabrics.....	03	42		-	-	-	-	-	-	-	-
Finished cotton broadwoven fabrics.....	03	4201		-	-	-	-	-	-	-	-

See footnotes at end of table.

Table 8. Producer price indexes and percentage changes for selected commodity and service groupings and individual items, seasonally adjusted — Continued
 [March 2024, Index base 1982=100, unless otherwise indicated]

Title	Commodity code		Other index base	Seasonally adjusted index ¹					Seasonally adjusted 1-month percent change ¹		
	Group code	Item code		Nov. 2023	Dec. 2023 ^P	Jan. 2024 ^P	Feb. 2024 ^P	Mar. 2024 ^P	Dec. to Jan. ^P	Jan. to Feb. ^P	Feb. to Mar. ^P
Finished manmade, silk, and other natural fiber (exc. cotton and wool) broadwoven fabrics.....	03	4203		-	-	-	-	-	-	-	-
Woven and braided narrow fabrics.....	03	44		-	-	-	-	-	-	-	-
Woven and braided narrow fabrics.....	03	4402	06/84	-	-	-	-	-	-	-	-
Nonwoven fabrics and felts.....	03	45		-	-	-	-	-	-	-	-
Nonwoven fabrics and felts.....	03	4503		-	-	-	-	-	-	-	-
Coated fabrics, not rubberized.....	03	46	06/85	-	-	-	-	-	-	-	-
Coated fabrics, not rubberized.....	03	4601	06/85	-	-	-	-	-	-	-	-
Screen printed textile materials, embroideries, and lace goods.....	03	47	06/85	222.386	222.693	222.525	222.949	225.079	-0.1	0.2	1.0
Screen printed textile and apparel materials and embroideries.....	03	4701	06/85	222.670	222.969	222.844	223.274	225.411	-0.1	0.2	1.0
Knit fabrics, finished in knitting mills.....			12/03	-	-	-	-	-	-	-	-
Weft (circular) knit fabrics, knit and finished in the same establishment (excluding hosiery).....			12/03	-	-	-	-	-	-	-	-
Warp knit goods, knit and finished in the same establishment.....			12/03	-	-	-	-	-	-	-	-
Apparel & other fabricated textile prods.....	03	8		-	-	-	-	-	-	-	-
Apparel.....	03	81		-	-	-	-	-	-	-	-
Miscellaneous apparel and accessories.....			12/83	-	-	-	-	-	-	-	-
Women's, girls', and infants' cut and sew apparel.....			12/03	-	-	-	-	-	-	-	-
Men's and boys' cut and sew apparel.....			12/03	-	-	-	-	-	-	-	-
Apparel made in knitting mills.....			12/03	-	-	-	-	-	-	-	-
Textile house furnishings.....	03	82		-	-	-	-	-	-	-	-
Textile house furnishings.....	03	8203	06/83	-	-	-	-	-	-	-	-
Industrial and other fabricated products.....				-	-	-	-	-	-	-	-
Industrial and other fabricated products.....	03	8303		-	-	-	-	-	-	-	-
Miscellaneous textile products/services.....	03	9	06/85	-	-	-	-	-	-	-	-
Miscellaneous textile products/services.....			09/18	-	-	-	-	-	-	-	-
Miscellaneous textile products/services.....			09/18	-	-	-	-	-	-	-	-
Hides and skins, incl. cattle.....	04	1		103.699	100.599	100.635	93.611	94.597	0.0	-7.0	1.1
Hides and skins, incl. cattle.....	04	19	06/01	47.476	46.056	46.073	42.857	43.309	0.0	-7.0	1.1
Hides, skins, and pelts, made in slaughtering plants.....	04	1901	06/01	47.476	46.056	46.073	42.857	43.309	0.0	-7.0	1.1
Leather.....	04	2		201.438	202.351	200.996	202.688	197.888	-0.7	0.8	-2.4
Finished and unfinished leather.....	04	27	12/97	110.428	110.929	110.186	111.114	108.483	-0.7	0.8	-2.4
Finished and unfinished leather.....	04	2701	12/97	110.428	110.929	110.186	111.114	108.483	-0.7	0.8	-2.4
Footwear.....	04	3		-	-	-	-	-	-	-	-
Men's nonathletic footwear.....	04	31		-	-	-	-	-	-	-	-
Men's footwear (size 6 and larger), excluding athletic.....	04	3105	12/93	-	-	-	-	-	-	-	-
Women's nonathletic footwear.....	04	32		-	-	-	-	-	-	-	-
Women's footwear (size 4 and larger), excluding athletic.....	04	3205	12/93	-	-	-	-	-	-	-	-
Other footwear including slippers.....	04	39	12/02	-	-	-	-	-	-	-	-
Other footwear, excluding rubber and plastic soled footwear.....	04	3901	12/02	-	-	-	-	-	-	-	-
Other leather and related products.....	04	4		-	-	-	-	-	-	-	-
Luggage and small leather goods.....	04	41		-	-	-	-	-	-	-	-
Luggage and small leather goods.....	04	4101		-	-	-	-	-	-	-	-
Leather and leather-like goods, n.e.c.....	04	45	06/85	-	-	-	-	-	-	-	-
Leather and leather-like goods, n.e.c.....	04	4501	06/85	-	-	-	-	-	-	-	-
Coal.....	05	1		-	-	-	-	-	-	-	-
Coal.....	05	13		-	-	-	-	-	-	-	-
Coal.....	05	1301		-	-	-	-	-	-	-	-
Gas fuels.....				-	-	-	-	-	-	-	-
Natural gas.....				-	-	-	-	-	-	-	-
Natural gas.....				-	-	-	-	-	-	-	-
Liquefied petroleum gas.....	05	32		-	-	-	-	-	-	-	-
Liquefied petroleum gas.....				-	-	-	-	-	-	-	-
Electric power.....	05	4		269.220	271.420	267.523	271.964	269.923	-1.4	1.7	-0.8
Residential electric power.....	05	41	12/90	228.680	229.870	228.826	229.285	230.409	-0.5	0.2	0.5
Residential electric power.....	05	4121	12/90	228.680	229.870	228.826	229.285	230.409	-0.5	0.2	0.5
Commercial electric power.....	05	42		252.717	255.585	249.758	255.962	252.303	-2.3	2.5	-1.4
Commercial electric power.....	05	4221	12/90	221.209	223.678	218.642	224.039	220.853	-2.3	2.5	-1.4
Industrial electric power.....	05	43		303.814	307.246	301.065	307.759	303.394	-2.0	2.2	-1.4
Industrial electric power.....	05	4321	12/90	255.465	258.337	253.136	258.771	255.111	-2.0	2.2	-1.4
Transportation electric power.....	05	46	12/10	133.850	133.979	131.078	126.528	128.026	-2.2	-3.5	1.2
Transportation electric power.....	05	4621	12/10	133.850	133.979	131.078	126.528	128.026	-2.2	-3.5	1.2
Utility natural gas.....	05	5	12/90	262.681	263.080	269.511	278.151	270.265	2.4	3.2	-2.8
Residential natural gas.....	05	51	12/90	273.071	272.929	276.767	279.166	275.330	1.4	0.9	-1.4
Residential natural gas.....	05	5121	12/90	273.071	272.929	276.767	279.166	275.330	1.4	0.9	-1.4

See footnotes at end of table.

Table 8. Producer price indexes and percentage changes for selected commodity and service groupings and individual items, seasonally adjusted — Continued
 [March 2024, Index base 1982=100, unless otherwise indicated]

Title	Commodity code		Other index base	Seasonally adjusted index ¹					Seasonally adjusted 1-month percent change ¹		
	Group code	Item code		Nov. 2023	Dec. 2023 ^P	Jan. 2024 ^P	Feb. 2024 ^P	Mar. 2024 ^P	Dec. to Jan. ^P	Jan. to Feb. ^P	Feb. to Mar. ^P
Commercial natural gas.....	05	52	12/90	256.587	261.752	261.269	266.401	266.957	-0.2	2.0	0.2
Commercial natural gas.....	05	5221	12/90	256.587	261.752	261.269	266.401	266.957	-0.2	2.0	0.2
Industrial natural gas.....	05	53	12/90	208.313	207.418	214.953	214.021	217.813	3.6	-0.4	1.8
Industrial natural gas.....	05	5321	12/90	208.313	207.418	214.953	214.021	217.813	3.6	-0.4	1.8
Natural gas to electric power.....	05	54	12/90	222.111	221.495	232.156	249.117	233.056	4.8	7.3	-6.4
Natural gas to electric power.....	05	5421	12/90	222.111	221.495	232.156	249.117	233.056	4.8	7.3	-6.4
Crude petroleum (domestic production).....	05	6		-	-	-	-	-	-	-	-
Crude petroleum (domestic production).....	05	61		-	-	-	-	-	-	-	-
Crude petroleum (domestic production).....	05	6101		-	-	-	-	-	-	-	-
Petroleum products, refined.....	05	7		289.264	278.397	273.108	298.142	291.459	-1.9	9.2	-2.2
Gasoline.....	05	71		243.586	248.799	240.427	256.640	247.414	-3.4	6.7	-3.6
Unleaded premium gasoline.....	05	7103		270.402	279.230	277.884	290.972	277.583	-0.5	4.7	-4.6
Unleaded regular gasoline.....	05	7104		237.582	242.289	231.876	248.936	240.124	-4.3	7.4	-3.5
Unleaded mid-premium gasoline.....	05	7105	12/87	437.177	435.261	424.492	464.095	442.825	-2.5	9.3	-4.6
Kerosene and jet fuels.....	05	72		-	-	-	-	-	-	-	-
Kerosene.....	05	7202		-	-	-	-	-	-	-	-
Jet fuel.....	05	7203		-	-	-	-	-	-	-	-
Light fuel oils.....	05	73		355.456	323.567	321.326	366.257	368.121	-0.7	14.0	0.5
Home heating oil and distillates.....	05	7302		270.451	261.292	259.805	262.566	245.288	-0.6	1.1	-6.6
No. 2 diesel fuel.....	05	7303		377.186	341.976	339.580	390.109	393.784	-0.7	14.9	0.9
Residual fuels (heavy fuel oils, incl. #5, #6, & other residual fuels).....	05	74		-	-	-	-	-	-	-	-
Residual fuels (heavy fuel oils, incl. #5, #6, & other residual fuels).....	05	7407	06/85	-	-	-	-	-	-	-	-
Finished lubricants.....	05	76		-	-	-	-	-	-	-	-
Lubricating grease.....	05	7603		-	-	-	-	-	-	-	-
Lubricating and similar oils.....	05	7604	06/85	-	-	-	-	-	-	-	-
Lubricating oil base stocks.....	05	7609	06/09	-	-	-	-	-	-	-	-
Lubricating oil base stocks.....	05	7609	06/09	-	-	-	-	-	-	-	-
Asphalt and other petroleum and coal products, n.e.c.....	05	8	12/84	-	-	-	-	-	-	-	-
Asphalt and other petroleum and coal products, n.e.c.....	05	81	12/84	-	-	-	-	-	-	-	-
Asphalt.....	05	8102	06/85	264.343	275.836	283.233	244.317	266.615	2.7	-13.7	9.1
Other petroleum and coal products, including coke oven products, n.e.c.....	05	8102	12/84	-	-	-	-	-	-	-	-
Industrial chemicals.....	06	1		306.667	301.339	291.925	299.104	299.219	-3.1	2.5	0.0
Basic inorganic chemicals.....	06	13		-	-	-	-	-	-	-	-
Inorganic chemicals, other than alkalis and chlorine.....	06	1302		-	-	-	-	-	-	-	-
Alkalis and chlorine, including natural sodium carbonate and sulfate.....	06	1303		-	-	-	-	-	-	-	-
Basic organic chemicals.....	06	14		300.765	294.516	284.009	292.800	293.230	-3.6	3.1	0.1
Primary basic organic chemicals.....	06	1401		-	-	-	-	-	-	-	-
Cyclic intermediate chemicals and dyes.....	06	1402		-	-	-	-	-	-	-	-
Other basic organics.....	06	1403		297.264	290.637	277.519	283.028	273.293	-4.5	2.0	-3.4
Paints and allied products.....	06	2		-	-	-	-	-	-	-	-
Prepared paint.....	06	21		-	-	-	-	-	-	-	-
Architectural coatings.....	06	2101		-	-	-	-	-	-	-	-
OEM finishes excluding marine coatings.....	06	2101	06/83	-	-	-	-	-	-	-	-
Special purpose coatings, incl. marine, industrial & construction coatings.....	06	2103	06/83	-	-	-	-	-	-	-	-
Paint materials.....	06	22		-	-	-	-	-	-	-	-
Paint colors.....	06	2201		-	-	-	-	-	-	-	-
Allied and miscellaneous paint products.....	06	23	06/83	-	-	-	-	-	-	-	-
Allied and miscellaneous paint products.....	06	2301	06/83	-	-	-	-	-	-	-	-
Drugs and pharmaceuticals.....	06	3		671.508	671.806	668.937	671.644	672.652	-0.4	0.4	0.2
Medicinal and botanical chemicals, drugs, and other products.....	06	31		-	-	-	-	-	-	-	-
Medicinal and botanical chemicals, drugs, and other products.....	06	3101	06/82	-	-	-	-	-	-	-	-
Veterinary pharmaceutical preparations.....	06	3102		-	-	-	-	-	-	-	-
Pharmaceuticals for veterinary use.....	06	3102	12/87	-	-	-	-	-	-	-	-
Biological products, including diagnostics.....	06	37		331.714	330.794	327.848	326.936	328.374	-0.9	-0.3	0.4
Biological products, excluding diagnostic, for veterinary, industrial, and all other misc. uses.....	06	3717	12/04	-	-	-	-	-	-	-	-
Diagnostics.....	06	3717	06/09	-	-	-	-	-	-	-	-
Biological products, excluding diagnostic, for human use.....	06	3719	06/09	157.775	158.046	154.196	154.635	155.037	-2.4	0.3	0.3
Pharmaceutical preparations.....	06	38	06/01	291.661	292.227	291.086	291.592	291.692	-0.4	0.2	0.0
Pharmaceuticals affecting neoplasms, the endocrine system, & metabolic diseases.....	06	3801	06/01	316.031	316.317	314.477	313.927	314.770	-0.6	-0.2	0.3
Pharmaceuticals acting on the central nervous system and the sense organs.....	06	3802	06/01	348.225	349.241	350.353	351.994	351.497	0.3	0.5	-0.1
Pharmaceuticals acting on the cardiovascular system.....	06	3803	06/01	451.493	452.560	444.454	445.753	446.523	-1.8	0.3	0.2
Pharmaceuticals acting on the respiratory system.....	06	3804	06/01	225.336	225.907	225.959	225.846	225.817	0.0	-0.1	0.0
Pharmaceuticals acting on the digestive or the genito-urinary systems.....	06	3804	06/01	-	-	-	-	-	-	-	-
Pharmaceuticals acting on the skin.....	06	3804	06/01	-	-	-	-	-	-	-	-

See footnotes at end of table.

Table 8. Producer price indexes and percentage changes for selected commodity and service groupings and individual items, seasonally adjusted — Continued
 [March 2024, Index base 1982=100, unless otherwise indicated]

Title	Commodity code		Other index base	Seasonally adjusted index ¹					Seasonally adjusted 1-month percent change ¹		
	Group code	Item code		Nov. 2023	Dec. 2023 ^P	Jan. 2024 ^P	Feb. 2024 ^P	Mar. 2024 ^P	Dec. to Jan. ^P	Jan. to Feb. ^P	Feb. to Mar. ^P
Vitamin, nutrient, and hematinic preparations.			06/01	-	-	-	-	-	-	-	-
Pharmaceuticals affecting parasitic and infective diseases.	06	3808	06/01	279.714	280.102	278.289	279.685	279.874	-0.6	0.5	0.1
Fats and oils, inedible.	06	4		-	-	-	-	-	-	-	-
Fats and oils, inedible.	06	41		-	-	-	-	-	-	-	-
Fats and oils, inedible.	06	4101		-	-	-	-	-	-	-	-
Agricultural chemicals and chemical products.	06	5		280.022	284.855	285.242	282.009	281.636	0.1	-1.1	-0.1
Mixed fertilizers.	06	51		-	-	-	-	-	-	-	-
Mixed fertilizers.	06	5105	06/86	-	-	-	-	-	-	-	-
Fertilizer materials.	06	52		303.438	316.196	313.684	306.576	307.937	-0.8	-2.3	0.4
Nitrogenates.	06	5201		337.676	353.007	340.868	319.304	329.723	-3.4	-6.3	3.3
Phosphates.	06	5202		286.067	294.271	305.747	308.332	303.297	3.9	0.8	-1.6
Other agricultural chemicals.	06	53		-	-	-	-	-	-	-	-
Other agricultural chemicals.	06	5301		-	-	-	-	-	-	-	-
Plastic resins and materials.	06	6		267.385	270.357	268.863	271.440	266.371	-0.6	1.0	-1.9
Thermoplastic resins and plastics materials.	06	62		270.012	273.492	272.112	273.783	269.896	-0.5	0.6	-1.4
Thermoplastic resins and plastics materials.	06	6212	12/03	187.630	190.048	189.090	190.251	187.550	-0.5	0.6	-1.4
Thermosetting resins and plastics materials.	06	63		-	-	-	-	-	-	-	-
Thermosetting resins and plastics materials.			12/98	-	-	-	-	-	-	-	-
Other chemicals and allied products.	06	7		-	-	-	-	-	-	-	-
Soaps and detergents.				-	-	-	-	-	-	-	-
Soaps and other detergents.			06/83	-	-	-	-	-	-	-	-
Polish and other sanitation goods.			06/83	-	-	-	-	-	-	-	-
Polish and other sanitation goods.			06/83	-	-	-	-	-	-	-	-
Cosmetics and other toilet preparations.	06	75		-	-	-	-	-	-	-	-
Shaving preparations.	06	7502		-	-	-	-	-	-	-	-
Perfumes, toilet waters, and colognes.	06	7503		-	-	-	-	-	-	-	-
Hair preparations (including shampoos).	06	7504		-	-	-	-	-	-	-	-
Toothpastes, denture cleaners, and mouthwashes.				-	-	-	-	-	-	-	-
Creams, lotions, and oils, excluding shaving, hair, and deodorant.			06/99	-	-	-	-	-	-	-	-
Other cosmetics and toilet preparations.			06/99	-	-	-	-	-	-	-	-
Misc. chemical prod. and preparations.	06	79		-	-	-	-	-	-	-	-
Explosives and blasting accessories.	06	7902		285.034	285.727	289.361	292.330	290.509	1.3	1.0	-0.6
Industrial gases.				-	-	-	-	-	-	-	-
Adhesives and sealants.	06	7904	12/83	-	-	-	-	-	-	-	-
Surface active agents.			12/83	-	-	-	-	-	-	-	-
Gum and wood chemicals, including wood distillation products.			06/84	-	-	-	-	-	-	-	-
Other miscellaneous chemical products.	06	7909		-	-	-	-	-	-	-	-
Rubber and rubber products.	07	1		-	-	-	-	-	-	-	-
Synthetic rubber, inc. styrene-butadiene rubber (SBR) and ethylene propylene.	07	11		-	-	-	-	-	-	-	-
Synthetic rubber.	07	1102		-	-	-	-	-	-	-	-
Tires, tubes, tread, & repair materials.	07	12		-	-	-	-	-	-	-	-
Tires.				-	-	-	-	-	-	-	-
Tread rubber, tire sundries, and repair materials.				-	-	-	-	-	-	-	-
Miscellaneous rubber products.	07	13		-	-	-	-	-	-	-	-
Rubber and plastics footwear, including athletic footwear.	07	1301		-	-	-	-	-	-	-	-
Rubber and plastic belts and belting.	07	1303		353.083	353.546	354.481	354.462	354.562	0.3	0.0	0.0
Rubber and plastics hose.	07	1304		-	-	-	-	-	-	-	-
Miscellaneous rubber products, n.e.c.	07	1306	06/83	-	-	-	-	-	-	-	-
Plastic products.	07	2		-	-	-	-	-	-	-	-
Plastic construction products.	07	21		-	-	-	-	-	-	-	-
Plastics construction products.	07	2106		-	-	-	-	-	-	-	-
Unsupported plastic film, sheet and other shapes.	07	22		-	-	-	-	-	-	-	-
Unsupported plastics film, sheet, and other shapes.	07	2205	12/82	-	-	-	-	-	-	-	-
Laminated plastic sheets, rods, and tubes.	07	23		-	-	-	-	-	-	-	-
Laminated plastics plates, sheet (except packaging), and shapes.	07	2304		-	-	-	-	-	-	-	-
Parts for manufacturing from plastics.				-	-	-	-	-	-	-	-
Parts for transportation equipment.				-	-	-	-	-	-	-	-
Other parts and components for manufacturing.				-	-	-	-	-	-	-	-
Foam components for furniture.	07	2603	12/82	-	-	-	-	-	-	-	-
Other plastic products.			12/82	-	-	-	-	-	-	-	-
Other plastics products.			12/82	-	-	-	-	-	-	-	-
Plastic packaging products.			12/06	-	-	-	-	-	-	-	-
Plastics packaging products.			12/06	-	-	-	-	-	-	-	-
Consumer, institutional, and commercial products, n.e.c.			12/06	-	-	-	-	-	-	-	-
All other consumer, institutional, and commercial products.			12/06	-	-	-	-	-	-	-	-

See footnotes at end of table.

Table 8. Producer price indexes and percentage changes for selected commodity and service groupings and individual items, seasonally adjusted — Continued
 [March 2024, Index base 1982=100, unless otherwise indicated]

Title	Commodity code		Other index base	Seasonally adjusted index ¹					Seasonally adjusted 1-month percent change ¹		
	Group code	Item code		Nov. 2023	Dec. 2023 ^P	Jan. 2024 ^P	Feb. 2024 ^P	Mar. 2024 ^P	Dec. to Jan. ^P	Jan. to Feb. ^P	Feb. to Mar. ^P
Recyclable plastics.....	07	2C	12/11	-	-	-	-	-	-	-	-
Recyclable plastics.....	07	2C01	12/11	-	-	-	-	-	-	-	-
Lumber.....	08	1		246.849	248.517	245.910	242.489	245.700	-1.0	-1.4	1.3
Softwood lumber.....	08	11		251.944	247.669	243.537	235.772	240.262	-1.7	-3.2	1.9
Softwood cut stock and dimension.....	08	1105		244.232	240.341	233.677	221.324	223.930	-2.8	-5.3	1.2
Softwood lumber, not edge worked.....	08	1106	12/03	127.809	125.612	123.566	119.743	122.641	-1.6	-3.1	2.4
Softwood lumber, made from purchased lumber.....	08	1107	12/03	266.784	262.634	259.436	252.846	246.441	-1.2	-2.5	-2.5
Hardwood lumber.....	08	12		-	-	-	-	-	-	-	-
Hardwood cut stock and dimension.....	08	1203		-	-	-	-	-	-	-	-
Hardwood flooring.....			06/84	-	-	-	-	-	-	-	-
Hardwood lumber, not edge worked.....	08	1205	12/03	-	-	-	-	-	-	-	-
Millwork.....	08	2		352.847	352.879	352.507	357.435	355.306	-0.1	1.4	-0.6
General millwork.....	08	21		332.007	333.809	333.556	339.804	338.214	-0.1	1.9	-0.5
General millwork.....	08	2101		332.007	333.809	333.556	339.804	338.214	-0.1	1.9	-0.5
Prefabricated structural members.....	08	22		-	-	-	-	-	-	-	-
Prefabricated structural members.....	08	2201		-	-	-	-	-	-	-	-
Plywood.....	08	3		-	-	-	-	-	-	-	-
Softwood veneer and plywood.....	08	31		-	-	-	-	-	-	-	-
Softwood veneer and plywood.....				-	-	-	-	-	-	-	-
Hardwood veneer and plywood.....			12/05	-	-	-	-	-	-	-	-
Hardwood veneer and plywood.....			12/05	-	-	-	-	-	-	-	-
Other wood products.....	08	4		213.410	213.272	210.832	210.221	210.339	-1.1	-0.3	0.1
Wood pallets and pallet containers, wood and metal combination.....	08	41		-	-	-	-	-	-	-	-
Wood pallets and pallet containers.....	08	4101		-	-	-	-	-	-	-	-
Wood boxes.....	08	42		-	-	-	-	-	-	-	-
Wood boxes.....	08	4201		-	-	-	-	-	-	-	-
Miscellaneous wood products.....	08	49		154.762	155.624	153.725	154.663	155.808	-1.2	0.6	0.7
Wood ties, siding, shingles, and shakes, and contract sawing of logs owned by others.....			12/03	-	-	-	-	-	-	-	-
Sawn wood fence stock, wood lath, and contract resawing and planing.....			12/03	-	-	-	-	-	-	-	-
All other miscellaneous wood products.....	08	4909	06/84	242.039	243.959	240.501	242.566	244.678	-1.4	0.9	0.9
Logs, bolts, timber, pulpwood and wood chips.....	08	5		-	-	-	-	-	-	-	-
Logs, bolts, timber, pulpwood and wood chips.....	08	51		-	-	-	-	-	-	-	-
Logs, bolts, timber, pulpwood and wood chips.....	08	5105	12/11	-	-	-	-	-	-	-	-
Prefabricated wood buildings & components.....	08	6	12/84	385.531	386.610	385.595	384.684	385.139	-0.3	-0.2	0.1
Prefabricated wood buildings & components.....	08	61	12/84	385.531	386.610	385.595	384.684	385.139	-0.3	-0.2	0.1
Prefabricated wood buildings and components.....	08	6101	12/84	385.531	386.610	385.595	384.684	385.139	-0.3	-0.2	0.1
Treated wood and contract wood preserving.....	08	7	06/85	-	-	-	-	-	-	-	-
Treated wood and contract wood preserving.....	08	71	06/85	-	-	-	-	-	-	-	-
Treated wood.....	08	7101	06/85	-	-	-	-	-	-	-	-
Contract wood preservation.....	08	7102	06/85	-	-	-	-	-	-	-	-
Pulp, paper, and prod., ex. bldg. paper.....	09	1		-	-	-	-	-	-	-	-
Wood pulp.....	09	11		-	-	-	-	-	-	-	-
Wood pulp.....	09	1105	06/06	-	-	-	-	-	-	-	-
Recyclable paper.....	09	12		-	-	-	-	-	-	-	-
News and other low grade recyclable paper.....	09	1201		-	-	-	-	-	-	-	-
Corrugated recyclable paper.....	09	1203		-	-	-	-	-	-	-	-
High grade recyclable paper (including pulp substitutes and deinking).....	09	1207	12/86	-	-	-	-	-	-	-	-
Paper.....	09	13		-	-	-	-	-	-	-	-
Writing and printing papers.....	09	1301		-	-	-	-	-	-	-	-
Newsprint.....				-	-	-	-	-	-	-	-
Packaging and industrial converting paper.....	09	1303		-	-	-	-	-	-	-	-
All other coated and processed papers.....			12/82	-	-	-	-	-	-	-	-
Paperboard.....	09	14		-	-	-	-	-	-	-	-
Corrugated paperboard in sheets and rolls, lined and unlined.....	09	1405		-	-	-	-	-	-	-	-
Paperboard, excluding corrugated paperboard in sheets and rolls.....	09	1411	12/82	-	-	-	-	-	-	-	-
Converted paper and paperboard products.....	09	15		-	-	-	-	-	-	-	-
Sanitary paper products, including stock.....	09	1501		-	-	-	-	-	-	-	-
Paper, plastic, and foil bags.....	09	1502		-	-	-	-	-	-	-	-
Paper boxes and containers.....	09	1503		-	-	-	-	-	-	-	-
Other corrugated and solid fiber products, including containers, pallets, pads, etc.....	09	1504		-	-	-	-	-	-	-	-
Office supplies and accessories.....	09	1506		-	-	-	-	-	-	-	-
Fiber cans, tubes, and similar fiber products.....	09	1507		-	-	-	-	-	-	-	-
Molded pulp goods, including egg cartons, florists pots, food trays, etc.....			06/85	-	-	-	-	-	-	-	-
Miscellaneous converted paper and paperboard products.....	09	1509	12/84	-	-	-	-	-	-	-	-

See footnotes at end of table.

Table 8. Producer price indexes and percentage changes for selected commodity and service groupings and individual items, seasonally adjusted — Continued
 [March 2024, Index base 1982=100, unless otherwise indicated]

Title	Commodity code		Other index base	Seasonally adjusted index ¹					Seasonally adjusted 1-month percent change ¹		
	Group code	Item code		Nov. 2023	Dec. 2023 ^P	Jan. 2024 ^P	Feb. 2024 ^P	Mar. 2024 ^P	Dec. to Jan. ^P	Jan. to Feb. ^P	Feb. to Mar. ^P
Pressure-sensitive products.....			12/82	-	-	-	-	-	-	-	-
Pressure-sensitive products.....			12/82	-	-	-	-	-	-	-	-
Building paper & building board mill prods.....	09	2		-	-	-	-	-	-	-	-
Hardboard, particleboard & fiberboard prods.....	09	22		-	-	-	-	-	-	-	-
Particleboard and fiberboard.....				-	-	-	-	-	-	-	-
Hardboard products.....			06/84	-	-	-	-	-	-	-	-
Publications, printed matter and printing material.....			06/09	-	-	-	-	-	-	-	-
Books printing.....	09	44	12/83	-	-	-	-	-	-	-	-
Books printing.....	09	4401	12/83	-	-	-	-	-	-	-	-
Manifold business forms printing.....			12/83	-	-	-	-	-	-	-	-
Manifold business forms printing.....			12/83	-	-	-	-	-	-	-	-
Commercial printing.....	09	47	06/82	-	-	-	-	-	-	-	-
Magazine and periodical printing.....	09	4701	06/82	-	-	-	-	-	-	-	-
Label and wrapper printing for packaging.....			06/82	-	-	-	-	-	-	-	-
Catalog and directory printing.....	09	4703	06/82	-	-	-	-	-	-	-	-
Advertising printing.....	09	4705	06/82	-	-	-	-	-	-	-	-
Other general job printing.....	09	4706	06/82	-	-	-	-	-	-	-	-
Other commercial printing, incl. screen, engraving, digital, & general job exc. labels/wrappers.....			12/88	-	-	-	-	-	-	-	-
Blankbooks, binders, and bookbinding work.....	09	48	06/85	-	-	-	-	-	-	-	-
Tradebinding and related work.....	09	4802	12/85	-	-	-	-	-	-	-	-
Services for the printing trade.....	09	49	06/85	-	-	-	-	-	-	-	-
Prepress services, including platemaking.....	09	4905	12/03	-	-	-	-	-	-	-	-
Iron and steel.....	10	1		324.054	328.358	339.357	352.351	319.084	3.3	3.8	-9.4
Iron ores.....	10	11		-	-	-	-	-	-	-	-
Iron ores.....	10	1105	12/97	-	-	-	-	-	-	-	-
Iron and steel scrap.....	10	12		624.371	618.255	594.553	570.711	481.064	-3.8	-4.0	-15.7
Carbon steel scrap.....	10	1211	12/86	579.644	577.574	557.771	535.898	444.138	-3.4	-3.9	-17.1
Stainless and other alloy steel scrap.....	10	1212	12/86	-	-	-	-	-	-	-	-
Cast iron scrap.....	10	1213	12/86	298.553	297.863	288.758	259.085	235.631	-3.1	-10.3	-9.1
Other ferrous scrap.....	10	1215	06/06	-	-	-	-	-	-	-	-
Foundry and forge shop products.....	10	15		-	-	-	-	-	-	-	-
Pressure and soil pipe and fittings, cast iron.....	10	1502		-	-	-	-	-	-	-	-
Other gray and ductile iron castings.....	10	1504		-	-	-	-	-	-	-	-
Standard and pearlitic malleable iron castings.....	10	1505		-	-	-	-	-	-	-	-
Steel investment castings.....	10	1506		-	-	-	-	-	-	-	-
Carbon steel castings, except investment.....	10	1507		-	-	-	-	-	-	-	-
High alloy steel castings, excluding investment.....	10	1508		-	-	-	-	-	-	-	-
Other alloy steel castings, except investment.....	10	1509		-	-	-	-	-	-	-	-
Other forge shop products.....	10	1513	06/82	-	-	-	-	-	-	-	-
Steel mill products.....	10	17		-	-	-	-	-	-	-	-
Semifinished steel mill products.....	10	1702	06/82	432.899	437.063	438.769	426.407	424.866	0.4	-2.8	-0.4
Hot rolled steel bars, plates, and structural shapes.....	10	1704	06/82	290.459	291.402	286.707	292.463	293.237	-1.6	2.0	0.3
Steel wire.....	10	1705	06/82	-	-	-	-	-	-	-	-
Steel pipe and tube.....	10	1706	06/82	-	-	-	-	-	-	-	-
Cold rolled steel sheet and strip.....	10	1707	06/82	-	-	-	-	-	-	-	-
Cold finished steel bars and bar shapes.....	10	1708	06/82	-	-	-	-	-	-	-	-
Electrometallurgical ferroalloy products.....	10	1712	12/17	127.854	126.560	116.385	113.101	103.991	-8.0	-2.8	-8.1
Nonferrous metals.....	10	2		321.284	323.314	321.714	321.593	330.385	-0.5	0.0	2.7
Nonferrous metal ores.....			12/83	-	-	-	-	-	-	-	-
Primary nonferrous metals.....	10	22		-	-	-	-	-	-	-	-
Primary nonferrous metals.....				-	-	-	-	-	-	-	-
Nonferrous scrap.....	10	23		434.985	444.275	434.355	430.476	448.759	-2.2	-0.9	4.2
Copper base scrap.....	10	2301		-	-	-	-	-	-	-	-
Aluminum base scrap.....	10	2302		260.471	258.129	255.270	260.977	258.125	-1.1	2.2	-1.1
Other nonferrous scrap (including lead, zinc and precious metals).....	10	2303		-	-	-	-	-	-	-	-
Secondary nonferrous metals.....	10	24		-	-	-	-	-	-	-	-
Secondary aluminum.....	10	2402		-	-	-	-	-	-	-	-
Secondary copper, alloyed and unalloyed.....	10	2403		-	-	-	-	-	-	-	-
Secondary precious metals.....				-	-	-	-	-	-	-	-
All other miscellaneous secondary nonferrous metals, including lead and zinc.....			06/11	-	-	-	-	-	-	-	-
Nonferrous mill shapes.....	10	25		-	-	-	-	-	-	-	-
Aluminum mill shapes.....				-	-	-	-	-	-	-	-
Copper and brass mill shapes.....	10	2502		-	-	-	-	-	-	-	-
Nickel and nickel-base alloy mill shapes.....	10	2504		-	-	-	-	-	-	-	-
Titanium and titanium-base alloy mill shapes.....				-	-	-	-	-	-	-	-

See footnotes at end of table.

Table 8. Producer price indexes and percentage changes for selected commodity and service groupings and individual items, seasonally adjusted — Continued
 [March 2024, Index base 1982=100, unless otherwise indicated]

Title	Commodity code		Other index base	Seasonally adjusted index ¹					Seasonally adjusted 1-month percent change ¹		
	Group code	Item code		Nov. 2023	Dec. 2023 ^P	Jan. 2024 ^P	Feb. 2024 ^P	Mar. 2024 ^P	Dec. to Jan. ^P	Jan. to Feb. ^P	Feb. to Mar. ^P
Other nonferrous mill shapes.....				-	-	-	-	-	-	-	-
Nonferrous wire and cable.....	10	26		-	-	-	-	-	-	-	-
Nonferrous wire and cable.....			12/82	-	-	-	-	-	-	-	-
Nonferrous forge shop products.....	10	27	12/83	219.751	221.529	222.146	223.322	225.369	0.3	0.5	0.9
Nonferrous forge shop products.....			12/83	219.751	221.529	222.146	223.322	225.369	0.3	0.5	0.9
Nonferrous foundry shop products.....	10	28		278.182	280.043	280.248	283.116	283.430	0.1	1.0	0.1
Aluminum castings.....	10	2802		232.419	232.494	232.171	235.044	235.820	-0.1	1.2	0.3
Castings, nonferrous (except aluminum).....			12/11	-	-	-	-	-	-	-	-
Metal containers.....	10	3		-	-	-	-	-	-	-	-
Metal cans and can components.....	10	31		-	-	-	-	-	-	-	-
Steel cans and tinware end products.....	10	3102		-	-	-	-	-	-	-	-
Aluminum cans and can components.....	10	3103		-	-	-	-	-	-	-	-
Barrels, drums, pails and other metal containers.....	10	32		-	-	-	-	-	-	-	-
Barrels, drums, pails and other metal containers.....	10	3201		-	-	-	-	-	-	-	-
Hardware.....	10	4		-	-	-	-	-	-	-	-
Hardware, n.e.c.....	10	41		-	-	-	-	-	-	-	-
Builders' hardware.....	10	4101		-	-	-	-	-	-	-	-
Transportation equipment hardware.....				-	-	-	-	-	-	-	-
Furniture hardware.....				-	-	-	-	-	-	-	-
Other miscellaneous hardware.....			06/85	-	-	-	-	-	-	-	-
Hand and edge tools.....	10	42		-	-	-	-	-	-	-	-
Hand and edge tools.....	10	4201		-	-	-	-	-	-	-	-
Plumbing fixtures and fittings.....	10	5		336.730	335.608	337.635	336.639	336.660	0.6	-0.3	0.0
Plumbing fixture fittings and trim.....	10	54		398.528	398.568	399.874	395.386	396.381	0.3	-1.1	0.3
Plumbing fixtures, fittings, and trim.....	10	5402		398.365	398.401	399.703	395.236	396.195	0.3	-1.1	0.2
Enameled iron & metal sanitary ware.....	10	56	12/86	-	-	-	-	-	-	-	-
Enameled iron and metal sanitary ware.....	10	5601	12/86	-	-	-	-	-	-	-	-
Heating equipment.....	10	6		-	-	-	-	-	-	-	-
Steam and hot water equipment.....	10	61		-	-	-	-	-	-	-	-
Steam and hot water equipment.....	10	6101		-	-	-	-	-	-	-	-
Furnaces and heaters, including parts.....	10	62		-	-	-	-	-	-	-	-
Furnaces and heaters, including parts.....	10	6201		-	-	-	-	-	-	-	-
Other heating equipment, non-electric, including parts.....	10	63		-	-	-	-	-	-	-	-
Other heating equipment, non-electric, including parts.....	10	6301		-	-	-	-	-	-	-	-
Domestic heating stoves.....	10	64		-	-	-	-	-	-	-	-
Domestic heating stoves.....	10	6401		-	-	-	-	-	-	-	-
Domestic water heaters.....	10	66		-	-	-	-	-	-	-	-
Domestic water heaters.....	10	6601		-	-	-	-	-	-	-	-
Fabricated structural metal products.....	10	7		367.972	372.284	374.719	372.702	369.746	0.7	-0.5	-0.8
Metal doors, sash, and trim.....	10	71		-	-	-	-	-	-	-	-
Metal doors and frames (except storm).....	10	7102	06/83	-	-	-	-	-	-	-	-
Metal windows (except storm sash).....			06/83	-	-	-	-	-	-	-	-
Metal molding and trim and store fronts.....			06/83	-	-	-	-	-	-	-	-
Metal combination screen, storm sash, and storm doors.....			06/83	-	-	-	-	-	-	-	-
Metal window and door screens (except combination screens) and metal weather strip.....			05/16	-	-	-	-	-	-	-	-
Metal tanks.....	10	72		-	-	-	-	-	-	-	-
Metal tanks.....	10	7201		-	-	-	-	-	-	-	-
Sheet metal products.....	10	73		-	-	-	-	-	-	-	-
Sheet metal products.....	10	7301		-	-	-	-	-	-	-	-
Structural, architectural, and pre-engineered metal products.....	10	74		363.266	370.010	374.318	369.343	364.296	1.2	-1.3	-1.4
Fabricated structural metal.....	10	7405		369.950	380.615	380.290	373.242	365.880	-0.1	-1.9	-2.0
Custom roll form products.....	10	7407		-	-	-	-	-	-	-	-
Ornamental and architectural metal work.....			12/83	-	-	-	-	-	-	-	-
Fabricated metal pipe, tube, and fittings.....			12/11	-	-	-	-	-	-	-	-
Heat exchangers and steam condensers.....	10	75		428.596	429.671	432.641	432.844	430.513	0.7	0.0	-0.5
Heat exchangers and steam condensers.....	10	7501		428.237	429.324	432.304	432.503	430.182	0.7	0.0	-0.5
Fabricated steel plate.....	10	76		-	-	-	-	-	-	-	-
Fabricated steel plate.....	10	7601		-	-	-	-	-	-	-	-
Prefabricated metal buildings.....	10	79		550.648	558.115	561.729	560.531	555.388	0.6	-0.2	-0.9
Prefabricated metal building systems (excl. farm service bldgs, residential bldgs, and parts).....	10	7901		587.726	593.025	596.761	596.477	589.799	0.6	0.0	-1.1
Farm service buildings and other prefabricated and portable buildings, steel and aluminum.....	10	7902		-	-	-	-	-	-	-	-
Panels, parts, and sections for prefabricated buildings, steel and aluminum.....				-	-	-	-	-	-	-	-
Miscellaneous metal products.....	10	8		-	-	-	-	-	-	-	-

See footnotes at end of table.

Table 8. Producer price indexes and percentage changes for selected commodity and service groupings and individual items, seasonally adjusted — Continued
 [March 2024, Index base 1982=100, unless otherwise indicated]

Title	Commodity code		Other index base	Seasonally adjusted index ¹					Seasonally adjusted 1-month percent change ¹		
	Group code	Item code		Nov. 2023	Dec. 2023 ^P	Jan. 2024 ^P	Feb. 2024 ^P	Mar. 2024 ^P	Dec. to Jan. ^P	Jan. to Feb. ^P	Feb. to Mar. ^P
Bolts, nuts, screws, rivets, and washers.....	10	81		-	-	-	-	-	-	-	-
Externally threaded fasteners, except aircraft types.....			06/82	-	-	-	-	-	-	-	-
Internally threaded fasteners, except aircraft types.....			06/82	-	-	-	-	-	-	-	-
Nonthreaded metal fasteners, except aircraft types.....			06/82	-	-	-	-	-	-	-	-
Aircraft fasteners, except plastics (including aerospace).....			06/82	-	-	-	-	-	-	-	-
Formed products, except fasteners, made by cold-, warm-, or hot-heading processes.....			06/82	-	-	-	-	-	-	-	-
Lighting fixtures.....	10	83		-	-	-	-	-	-	-	-
Residential electric lighting fixtures, except portable.....				-	-	-	-	-	-	-	-
Commercial, institutional and industrial electric lighting fixtures.....	10	8303		-	-	-	-	-	-	-	-
Other lighting equipment.....	10	8305		-	-	-	-	-	-	-	-
Ammunition, except for small arms.....			12/85	-	-	-	-	-	-	-	-
Ammunition, except for small arms.....			12/85	-	-	-	-	-	-	-	-
Ordnance and ordnance accessories, n.e.c.....			12/85	-	-	-	-	-	-	-	-
Ordnance and ordnance accessories, n.e.c.....			12/85	-	-	-	-	-	-	-	-
Fabricated ferrous wire products.....	10	88	06/82	333.948	332.597	333.234	332.628	330.734	0.2	-0.2	-0.6
Ferrous wire rope, cable, forms and strand.....			06/82	-	-	-	-	-	-	-	-
Ferrous wire cloth, other woven wire products.....	10	8807	06/82	-	-	-	-	-	-	-	-
Other fabricated ferrous wire products.....	10	8809	06/82	336.101	333.491	333.364	333.645	327.708	0.0	0.1	-1.8
Steel nails, staples, tacks, spikes and brads.....			06/09	-	-	-	-	-	-	-	-
Other miscellaneous metal products.....	10	89		-	-	-	-	-	-	-	-
Wire springs.....				-	-	-	-	-	-	-	-
Other metal products.....	10	8905		-	-	-	-	-	-	-	-
Metal stampings n.e.c.....			06/84	-	-	-	-	-	-	-	-
Metal foil and leaf.....			12/84	-	-	-	-	-	-	-	-
Heavy gauge springs.....	10	8909	06/04	-	-	-	-	-	-	-	-
Agricultural machinery and equipment.....	11	1		-	-	-	-	-	-	-	-
Agricultural machinery and equipment.....	11	14	12/02	-	-	-	-	-	-	-	-
Commercial turf and grounds care equipment, including parts and attachments.....	11	1401	12/02	-	-	-	-	-	-	-	-
Farm plows, harrows, rollers, pulverizers, etc., and attachments.....			12/02	-	-	-	-	-	-	-	-
Farm dairy equipment, sprayers and dusters, farm blowers, and attachments.....			12/02	-	-	-	-	-	-	-	-
Planting, seeding, and fertilizing machinery and attachments.....	11	1405	12/02	-	-	-	-	-	-	-	-
Harvesting machinery (except hay and straw) and attachments.....	11	1406	12/82	-	-	-	-	-	-	-	-
Haying machinery and attachments.....	11	1407	12/82	-	-	-	-	-	-	-	-
All other farm machinery and equipment, excluding parts, including attachments.....			12/02	-	-	-	-	-	-	-	-
Parts for farm machinery, for sale separately.....			12/02	-	-	-	-	-	-	-	-
Construction machinery and equipment.....	11	2		-	-	-	-	-	-	-	-
Tractors and attachments, ex. parts.....			12/99	-	-	-	-	-	-	-	-
Construction machinery for mounting (excluding parts, winches, snow clearing attachments).....			12/99	-	-	-	-	-	-	-	-
Tractor shovel loaders (skid steer, wheel, crawler, and integral design backhoes).....	11	2A04		-	-	-	-	-	-	-	-
Construction wheel and crawler tractors, dozers, self-propelled log skidders, etc.....			12/03	-	-	-	-	-	-	-	-
Power cranes, draglines, & shovels (excavators) (incl. surface mining equipment) (excl. parts).....	11	2B	12/99	-	-	-	-	-	-	-	-
Power cranes, draglines, & shovels (excavators) (incl. surface mining equip.) (excluding parts).....	11	2B05	12/99	-	-	-	-	-	-	-	-
Mixers, pavers, and related equipment (excluding parts).....	11	2C		-	-	-	-	-	-	-	-
Mixers, pavers, and related equipment (excluding parts).....	11	2C01		-	-	-	-	-	-	-	-
Off-highway, equipment, ex. parts.....			12/99	-	-	-	-	-	-	-	-
Graders, rollers & compactors, rough-terrain forklifts, scrapers, trenchers, etc. (excl. parts).....			12/03	-	-	-	-	-	-	-	-
Misc. construction machinery and equipment.....	11	2J	12/05	-	-	-	-	-	-	-	-
Winches, aerial work platforms, and automotive wrecker hoists, including parts and attachments.....			12/05	-	-	-	-	-	-	-	-
Other construction machinery and equipment (excluding parts).....	11	2J03	12/03	-	-	-	-	-	-	-	-
Parts for construction machinery and equipment, sold separately.....			12/99	-	-	-	-	-	-	-	-
Parts for construction machinery and equipment, sold separately.....			12/99	-	-	-	-	-	-	-	-
Metalworking machinery and equipment.....	11	3		244.319	244.698	246.734	247.202	248.557	0.8	0.2	0.5
Power-driven handtools, including parts and attachments.....	11	32		-	-	-	-	-	-	-	-
Power-driven handtools, including parts and attachments.....	11	3211	12/04	-	-	-	-	-	-	-	-
Welding machines and equipment.....	11	33		-	-	-	-	-	-	-	-
Arc welding machines, components, and accessories, excluding electrodes and stud welding equip.....	11	3301		-	-	-	-	-	-	-	-
Resistance welders, components, accessories, and electrodes.....				-	-	-	-	-	-	-	-
Gas welding and cutting equipment, parts, attachments, and accessories.....	11	3304		-	-	-	-	-	-	-	-

See footnotes at end of table.

Table 8. Producer price indexes and percentage changes for selected commodity and service groupings and individual items, seasonally adjusted — Continued
 [March 2024, Index base 1982=100, unless otherwise indicated]

Title	Commodity code		Other index base	Seasonally adjusted index ¹					Seasonally adjusted 1-month percent change ¹		
	Group code	Item code		Nov. 2023	Dec. 2023 ^P	Jan. 2024 ^P	Feb. 2024 ^P	Mar. 2024 ^P	Dec. to Jan. ^P	Jan. to Feb. ^P	Feb. to Mar. ^P
Other welding equipment, components, and accessories (excluding arc, resistance, and gas).....			12/00	-	-	-	-	-	-	-	-
Industrial process furnaces and ovens.....	11	34		-	-	-	-	-	-	-	-
Industrial process furnaces and ovens, except parts and attachments.....	11	3407	12/04	-	-	-	-	-	-	-	-
Parts and attachments for industrial process furnaces and ovens.....			06/11	-	-	-	-	-	-	-	-
Cutting tools and accessories.....	11	35		-	-	-	-	-	-	-	-
Small cutting tools.....	11	3501		-	-	-	-	-	-	-	-
Other machine tool attachments and accessories.....	11	3505	06/83	-	-	-	-	-	-	-	-
Abrasive products.....	11	36		-	-	-	-	-	-	-	-
Nonmetallic sized grains, powders, and flour abrasives (incl. graded only)...				-	-	-	-	-	-	-	-
Nonmetallic abrasive products (including diamond abrasives).....	11	3603		-	-	-	-	-	-	-	-
Nonmetallic coated abrasive products and buffing wheels, polishing wheels, and laps.....	11	3605		-	-	-	-	-	-	-	-
Metal cutting machine tools.....	11	37		-	-	-	-	-	-	-	-
Other metal-cutting machine tools.....			12/09	-	-	-	-	-	-	-	-
Metal machining centers.....			12/09	-	-	-	-	-	-	-	-
Rebuilt metal-cutting machine tools and parts for metal-cutting machine tools.....			12/02	-	-	-	-	-	-	-	-
Metal forming machine tools.....	11	38		292.818	294.512	295.697	298.359	300.157	0.4	0.9	0.6
Metal-forming machine tools (except rebuilt and parts).....	11	3826	12/09	150.619	151.754	152.761	154.725	155.868	0.7	1.3	0.7
Rebuilt metal-forming machine tools and parts for metal-forming machine tools.....			12/02	-	-	-	-	-	-	-	-
Tools, dies, jigs, fixtures & ind. molds.....				-	-	-	-	-	-	-	-
Special tools, dies, jigs, and fixtures.....				-	-	-	-	-	-	-	-
Industrial molds and mold boxes.....				-	-	-	-	-	-	-	-
Metalworking machinery n. e. c.....			06/83	-	-	-	-	-	-	-	-
Rolling mill and other metalworking machinery, including assembly machines.....			09/23	-	-	-	-	-	-	-	-
General purpose machinery and equipment.....	11	4		333.521	334.687	333.674	335.945	336.428	-0.3	0.7	0.1
Pumps, compressors, and equipment.....	11	41		-	-	-	-	-	-	-	-
Industrial pumps, except hydraulic fluid power pumps.....	11	4102		377.309	380.294	379.732	381.608	389.587	-0.1	0.5	2.1
Parts and attachments for air and gas compressors and vacuum pumps.....	11	4107	06/84	-	-	-	-	-	-	-	-
Domestic water systems.....	11	4113	12/03	-	-	-	-	-	-	-	-
Air and gas compressors and vacuum pumps.....	11	4115	06/05	-	-	-	-	-	-	-	-
Other pumps, including parts and attachments.....	11	4119	12/83	-	-	-	-	-	-	-	-
Elevators, escalators, and other lifts.....	11	42		-	-	-	-	-	-	-	-
Elevators and moving stairways.....				-	-	-	-	-	-	-	-
Parts and attachments for elevators and moving stairs (sold separately).....	11	4202		-	-	-	-	-	-	-	-
Fluid power equipment.....	11	43		-	-	-	-	-	-	-	-
Fluid power pumps and parts.....	11	4301		-	-	-	-	-	-	-	-
Fluid power valves.....	11	4302		-	-	-	-	-	-	-	-
Fluid power cylinders, actuators, accumulators, cushions, & parts.....	11	4303		-	-	-	-	-	-	-	-
Fluid power hose and tube fittings.....				-	-	-	-	-	-	-	-
Parts for fluid power valves.....	11	4305	06/91	-	-	-	-	-	-	-	-
Industrial material handling equipment.....	11	44		-	-	-	-	-	-	-	-
Conveying equipment, except parts and accessories.....	11	4402		-	-	-	-	-	-	-	-
Industrial trucks, trailers, and stackers.....	11	4403		-	-	-	-	-	-	-	-
Hoists, overhead cranes, and monorail systems.....	11	4404		-	-	-	-	-	-	-	-
Parts and accessories for conveyors and conveying systems.....			09/18	-	-	-	-	-	-	-	-
Mechanical power transmission equipment.....	11	45		-	-	-	-	-	-	-	-
Speed changers, drives, gears.....	11	4501		-	-	-	-	-	-	-	-
Other power transmission equipment.....	11	4502	12/84	-	-	-	-	-	-	-	-
Scales and balances.....	11	46		-	-	-	-	-	-	-	-
Vehicle and industrial scales.....	11	4611	12/91	-	-	-	-	-	-	-	-
Retail, commercial, household, and mailing scales and balances.....	11	4612	12/91	-	-	-	-	-	-	-	-
Parts, attachments, and accessories for scales and balances.....	11	4613	12/91	-	-	-	-	-	-	-	-
Air purification equipment and industrial and commercial fans and blowers.....	11	47		-	-	-	-	-	-	-	-
Fan, blower, air purification equipment.....	11	4701		-	-	-	-	-	-	-	-
Air conditioning and refrigeration equip.....	11	48		296.663	296.608	292.886	296.267	293.418	-1.3	1.2	-1.0
Unitary air-conditioners, except air source heat pumps.....				-	-	-	-	-	-	-	-
Commercial refrigeration equipment.....	11	4803		-	-	-	-	-	-	-	-
All other miscellaneous refrigeration and air-conditioning equipment.....	11	4806		-	-	-	-	-	-	-	-
Heat transfer equipment, including heat pumps.....	11	4807	12/11	173.134	173.260	171.965	173.933	172.626	-0.7	1.1	-0.8
Parts and accessories for air conditioning and heat transfer equipment.....	11	4809	12/89	-	-	-	-	-	-	-	-
Refrigeration condensing units.....			01/19	-	-	-	-	-	-	-	-
Miscellaneous general purpose equipment.....	11	49		369.067	370.073	367.897	370.940	371.541	-0.6	0.8	0.2
Metal valves, except fluid power.....	11	4902	12/82	443.129	444.836	438.000	440.285	439.744	-1.5	0.5	-0.1
Metal pipe fittings, flanges, and unions.....			12/82	-	-	-	-	-	-	-	-
Ball and roller bearings.....	11	4905		-	-	-	-	-	-	-	-

See footnotes at end of table.

Table 8. Producer price indexes and percentage changes for selected commodity and service groupings and individual items, seasonally adjusted — Continued
 [March 2024, Index base 1982=100, unless otherwise indicated]

Title	Commodity code		Other index base	Seasonally adjusted index ¹					Seasonally adjusted 1-month percent change ¹		
	Group code	Item code		Nov. 2023	Dec. 2023 ^P	Jan. 2024 ^P	Feb. 2024 ^P	Mar. 2024 ^P	Dec. to Jan. ^P	Jan. to Feb. ^P	Feb. to Mar. ^P
Industrial patterns.....	11	4907	12/84	-	-	-	-	-	-	-	-
Filters and strainers.....	11	4908	12/84	-	-	-	-	-	-	-	-
Other miscellaneous general purpose equipment.....	11	4911	12/84	262.430	261.621	261.822	264.529	264.874	0.1	1.0	0.1
Electronic computers and computer equipment.....			02/23	-	-	-	-	-	-	-	-
Electronic computers.....			02/23	-	-	-	-	-	-	-	-
Electronic computers.....			02/23	-	-	-	-	-	-	-	-
Computer storage devices.....			12/04	-	-	-	-	-	-	-	-
Computer storage devices (except parts, attachments and accessories).....			12/04	-	-	-	-	-	-	-	-
Computer peripheral equipment and parts.....			12/98	-	-	-	-	-	-	-	-
Parts, attachments, and accessories for computer terminals and peripherals.....			12/98	-	-	-	-	-	-	-	-
Computer terminals (including POS and funds-transfer devices) and other computer peripherals.....			06/99	-	-	-	-	-	-	-	-
Special industry machinery and equipment.....	11	6		278.882	279.409	281.940	281.826	281.978	0.9	0.0	0.1
Food products machinery.....	11	61		-	-	-	-	-	-	-	-
Dairy and milk products plant machinery and equipment.....				-	-	-	-	-	-	-	-
Commercial food products machinery (except packaging and cooking equipment).....	11	6104		-	-	-	-	-	-	-	-
Industrial food products machinery for processing foods, beverages, & animal & fowl feed.....	11	6105	12/83	-	-	-	-	-	-	-	-
Textile machinery and equipment.....	11	62		-	-	-	-	-	-	-	-
Textile machinery (except parts, attachments, and accessories).....	11	6212	06/86	-	-	-	-	-	-	-	-
Textile machinery parts and attachments.....				-	-	-	-	-	-	-	-
Sawmill and woodworking machinery.....	11	63		-	-	-	-	-	-	-	-
Sawmill and woodworking machinery.....			12/04	-	-	-	-	-	-	-	-
Paper industries machinery.....	11	64	06/82	-	-	-	-	-	-	-	-
Paper industries machinery.....	11	6401	06/82	-	-	-	-	-	-	-	-
Printing trades machinery and equipment.....				-	-	-	-	-	-	-	-
Other printing machinery and equipment.....			12/82	-	-	-	-	-	-	-	-
Other special industry machinery.....	11	66		258.452	258.690	261.329	260.930	261.056	1.0	-0.2	0.0
Plastics and rubber working machinery.....				-	-	-	-	-	-	-	-
Miscellaneous special industry machinery.....	11	6606		252.623	252.847	255.495	255.042	255.185	1.0	-0.2	0.1
Packing, packaging, and bottling machinery and parts.....	11	67		-	-	-	-	-	-	-	-
Packing, packaging, and bottling machinery and parts.....			06/06	-	-	-	-	-	-	-	-
Service industry machinery and parts.....	11	68	06/82	-	-	-	-	-	-	-	-
Service industry machinery and parts.....	11	6801	06/82	-	-	-	-	-	-	-	-
Electrical machinery and equipment.....	11	7		134.968	135.065	136.239	136.514	137.045	0.9	0.2	0.4
Wiring devices.....	11	71		-	-	-	-	-	-	-	-
Current-carrying wiring devices.....	11	7101		-	-	-	-	-	-	-	-
Noncurrent-carrying wiring devices.....				-	-	-	-	-	-	-	-
Integrating and measuring instruments.....	11	72		-	-	-	-	-	-	-	-
Test equipment for electrical, radio, & communication circuits & motors.....			12/83	-	-	-	-	-	-	-	-
Motors, generators, motor generator sets.....	11	73		-	-	-	-	-	-	-	-
Fractional horsepower motors and generators.....	11	7303	06/83	-	-	-	-	-	-	-	-
Integral horsepower motors and generators (excluding land transportation types).....	11	7304	06/83	-	-	-	-	-	-	-	-
Parts and supplies for motors and generators.....			06/83	-	-	-	-	-	-	-	-
Other motors and generators.....	11	7311	06/06	-	-	-	-	-	-	-	-
Transformers and power regulators.....	11	74		-	-	-	-	-	-	-	-
Power and distribution transformers, except parts.....			12/99	-	-	-	-	-	-	-	-
Other transformers and parts for transformers.....			12/99	-	-	-	-	-	-	-	-
Switchgear, switchboard, industrial controls equipment.....	11	75		-	-	-	-	-	-	-	-
Industrial controls and related parts and accessories.....	11	7507		-	-	-	-	-	-	-	-
Switchgear and switchboard apparatus.....			06/05	-	-	-	-	-	-	-	-
Communications and related equipment and miscellaneous electronic systems & equipment.....	11	76	12/85	132.152	132.389	135.137	135.647	137.032	2.1	0.4	1.0
Telephone and wireline data networking equipment.....	11	7601	12/85	-	-	-	-	-	-	-	-
Other communications and related equipment, including broadcast and wireless.....	11	7603	06/13	-	-	-	-	-	-	-	-
Electronic systems and equipment, n.e.c.....			12/03	-	-	-	-	-	-	-	-
Search, detection, navigation & guidance systems and equipment.....	11	7606	06/04	162.642	163.122	168.851	169.326	172.397	3.5	0.3	1.8
Electric lamp bulbs, tubes, and components.....	11	77		-	-	-	-	-	-	-	-
Electric lamp bulbs, tubes, and components.....			12/04	-	-	-	-	-	-	-	-
Electronic components and accessories.....	11	78		68.281	68.258	68.659	68.556	68.507	0.6	-0.2	-0.1
Relays for electronic circuitry, industrial control overload, and switchgear type.....	11	7821		-	-	-	-	-	-	-	-
Switches, mechanical, for electronic circuitry.....	11	7822	06/82	-	-	-	-	-	-	-	-
Connectors for electronic circuitry.....	11	7824		257.362	258.354	259.102	259.935	260.693	0.3	0.3	0.3
Filters, crystals, and transducers.....			06/82	-	-	-	-	-	-	-	-

See footnotes at end of table.

Table 8. Producer price indexes and percentage changes for selected commodity and service groupings and individual items, seasonally adjusted — Continued
 [March 2024, Index base 1982=100, unless otherwise indicated]

Title	Commodity code		Other index base	Seasonally adjusted index ¹					Seasonally adjusted 1-month percent change ¹		
	Group code	Item code		Nov. 2023	Dec. 2023 ^P	Jan. 2024 ^P	Feb. 2024 ^P	Mar. 2024 ^P	Dec. to Jan. ^P	Jan. to Feb. ^P	Feb. to Mar. ^P
Integrated microcircuits.....			06/05	-	-	-	-	-	-	-	-
Other semiconductor and related devices.....	11	7847	06/05	79.064	79.253	79.744	79.685	79.578	0.6	-0.1	-0.1
Bare printed circuit boards.....			12/00	-	-	-	-	-	-	-	-
Electronic coils, transformers, and other inductors.....	11	7853	06/82	-	-	-	-	-	-	-	-
Capacitors and resistors for electronic circuitry.....			12/22	-	-	-	-	-	-	-	-
Microwave components, electron tubes, and other electronic components, n.e.c.....			06/00	-	-	-	-	-	-	-	-
Printed circuit assemblies, loaded boards, modules and consumer external modems.....	11	7861	06/82	-	-	-	-	-	-	-	-
Miscellaneous electrical machinery and equipment.....				-	-	-	-	-	-	-	-
Storage batteries.....				-	-	-	-	-	-	-	-
Primary batteries.....				-	-	-	-	-	-	-	-
Carbon and graphite products.....	11	7903		-	-	-	-	-	-	-	-
X-ray and electromedical equipment.....	11	7905		-	-	-	-	-	-	-	-
Miscellaneous electrical industrial apparatus.....			12/85	-	-	-	-	-	-	-	-
All other electrical equipment and components, except industrial.....			12/06	-	-	-	-	-	-	-	-
Miscellaneous instruments.....	11	8		250.404	250.367	250.454	251.219	252.122	0.0	0.3	0.4
Automatic environmental controls for monitoring residential, commercial, and appliance use.....	11	81		-	-	-	-	-	-	-	-
Automatic environmental controls for monitoring residential, commercial, and appliance use.....	11	8105	12/03	-	-	-	-	-	-	-	-
Industrial process control instruments.....	11	82	06/83	291.769	292.093	296.153	297.086	296.934	1.4	0.3	-0.1
Industrial process control instruments.....	11	8201	06/83	291.769	292.093	296.153	297.086	296.934	1.4	0.3	-0.1
Fluid meters and counting devices.....	11	84	12/85	-	-	-	-	-	-	-	-
Fluid meters and counting devices.....	11	8401	12/85	-	-	-	-	-	-	-	-
Engineering and scientific instruments.....	11	85	12/85	288.661	288.460	283.423	284.593	286.334	-1.7	0.4	0.6
Aeronautical, nautical, and navigational instruments.....	11	8501	12/85	325.152	324.877	317.526	319.726	321.246	-2.3	0.7	0.5
Hospital beds and specialized hospital furniture.....			12/11	-	-	-	-	-	-	-	-
Measuring instruments and lenses.....	11	86	12/85	173.691	173.545	173.225	173.838	174.321	-0.2	0.4	0.3
Sighting, tracking, and fire-control equipment, optical type.....	11	8601	12/85	-	-	-	-	-	-	-	-
All other miscellaneous optical instruments and lenses.....	11	8602	12/85	-	-	-	-	-	-	-	-
Laboratory analytical instruments.....	11	8603	12/85	184.935	185.512	184.778	186.000	186.775	-0.4	0.7	0.4
Measuring & controlling devices, n.e.c.....	11	89	06/85	-	-	-	-	-	-	-	-
Aircraft engine instruments.....			06/85	-	-	-	-	-	-	-	-
Nuclear radiation detection & monitoring instruments.....	11	8904	06/85	-	-	-	-	-	-	-	-
Physical properties and kinematic testing equipment.....			06/04	-	-	-	-	-	-	-	-
Commercial, geophysical, meteorological, surveying, drafting & general-purpose instruments.....			06/04	-	-	-	-	-	-	-	-
Miscellaneous machinery.....	11	9		-	-	-	-	-	-	-	-
Oil field and gas field machinery.....	11	91		-	-	-	-	-	-	-	-
Oil and gas field drilling, surveying, and cementing machinery (except parts sold separately).....	11	9102		-	-	-	-	-	-	-	-
Oil field and gas field production machinery (except pumps and parts sold separately).....				-	-	-	-	-	-	-	-
Parts and attachments for oil and gas field machinery and equipment.....			12/10	-	-	-	-	-	-	-	-
Mining machinery and equipment.....	11	92		-	-	-	-	-	-	-	-
Mining machinery and equipment (except parts sold separately).....			09/19	-	-	-	-	-	-	-	-
Parts and attachments for mining machinery and equipment (sold separately).....	11	9253		-	-	-	-	-	-	-	-
Internal combustion engines.....	11	94		-	-	-	-	-	-	-	-
Diesel, semidiesel, and dual-fuel engines (except automotive).....	11	9407	12/82	-	-	-	-	-	-	-	-
Diesel, semidiesel, and dual-fuel engines for automobiles, trucks, and buses.....	11	9408	12/82	-	-	-	-	-	-	-	-
Parts & accessories for internal combustion engines, ex. aircraft & gasoline automotive engines.....	11	9413		249.031	249.650	247.031	247.996	249.066	-1.0	0.4	0.4
Machine shop products.....	11	95		-	-	-	-	-	-	-	-
Machine shop products.....			06/84	-	-	-	-	-	-	-	-
Turbines and turbine generator sets.....			06/87	-	-	-	-	-	-	-	-
Turbines and turbine generator sets (excluding parts).....			06/87	-	-	-	-	-	-	-	-
Parts & accessories for turbines, turbine generators, and turbine generator sets.....			09/15	-	-	-	-	-	-	-	-
Parts & accessories for turbines, turbine generators, and turbine generator sets.....			09/15	-	-	-	-	-	-	-	-
Household furniture.....	12	1		-	-	-	-	-	-	-	-
Metal household furniture.....	12	11		-	-	-	-	-	-	-	-
Metal household furniture.....				-	-	-	-	-	-	-	-
Wood household furniture (nonupholstered).....	12	12		-	-	-	-	-	-	-	-
Wood household furniture (nonupholstered).....			12/22	-	-	-	-	-	-	-	-
Upholstered household furniture.....	12	13		-	-	-	-	-	-	-	-
Upholstered household furniture.....	12	1301		-	-	-	-	-	-	-	-

See footnotes at end of table.

Table 8. Producer price indexes and percentage changes for selected commodity and service groupings and individual items, seasonally adjusted — Continued
 [March 2024, Index base 1982=100, unless otherwise indicated]

Title	Commodity code		Other index base	Seasonally adjusted index ¹					Seasonally adjusted 1-month percent change ¹		
	Group code	Item code		Nov. 2023	Dec. 2023 ^P	Jan. 2024 ^P	Feb. 2024 ^P	Mar. 2024 ^P	Dec. to Jan. ^P	Jan. to Feb. ^P	Feb. to Mar. ^P
Bedding.....	12	14		-	-	-	-	-	-	-	-
Bedding.....				-	-	-	-	-	-	-	-
Metal porch, lawn, outdoor & casual furniture.....	12	15		-	-	-	-	-	-	-	-
Porch and lawn furniture.....	12	1501		-	-	-	-	-	-	-	-
Nonupholstered household furniture, except wood and metal.....			12/85	-	-	-	-	-	-	-	-
Nonupholstered household furniture, except wood and metal.....			12/85	-	-	-	-	-	-	-	-
Commercial furniture.....	12	2		-	-	-	-	-	-	-	-
Wood office furniture and store fixtures.....	12	21		-	-	-	-	-	-	-	-
Wood office furniture and store fixtures.....				-	-	-	-	-	-	-	-
Nonwood furniture and store fixtures.....	12	22		-	-	-	-	-	-	-	-
Nonwood commercial storage units, files, and tables.....				-	-	-	-	-	-	-	-
Nonwood commercial furniture.....				-	-	-	-	-	-	-	-
Nonwood partitions and fixtures.....			12/83	-	-	-	-	-	-	-	-
Public building furniture.....			12/84	-	-	-	-	-	-	-	-
Public building furniture.....			12/84	-	-	-	-	-	-	-	-
Commercial furniture and fixtures, n.e.c.....	12	24	12/85	-	-	-	-	-	-	-	-
Commercial furniture and fixtures, n.e.c.....	12	2401	12/85	-	-	-	-	-	-	-	-
Floor coverings.....	12	3		-	-	-	-	-	-	-	-
Carpets and rugs.....	12	31		-	-	-	-	-	-	-	-
Carpet and rugs.....				-	-	-	-	-	-	-	-
Resilient floor coverings.....	12	32		-	-	-	-	-	-	-	-
Resilient floor coverings.....	12	3201		-	-	-	-	-	-	-	-
Household appliances.....	12	4		-	-	-	-	-	-	-	-
Major appliances.....	12	41		-	-	-	-	-	-	-	-
Household cooking appliances.....				-	-	-	-	-	-	-	-
Household refrigeration equipment.....				-	-	-	-	-	-	-	-
Other major household appliances including room air-conditioners.....	12	4104		-	-	-	-	-	-	-	-
Household vacuum cleaners, including parts and attachments.....	12	43		-	-	-	-	-	-	-	-
Household vacuum cleaners and other floor care machines (including parts and attachments).....	12	4301		-	-	-	-	-	-	-	-
Electric housewares and fans.....	12	44		-	-	-	-	-	-	-	-
Parts and attachments for small electric household appliances, including fan parts.....			12/82	-	-	-	-	-	-	-	-
Small electric household appliances, including fans.....			05/21	-	-	-	-	-	-	-	-
Portable residential lighting fixtures, including parts and accessories.....	12	45		-	-	-	-	-	-	-	-
Portable residential lighting fixtures, including parts and accessories.....				-	-	-	-	-	-	-	-
Home electronic equipment.....	12	5		-	-	-	-	-	-	-	-
Speakers and commercial sound equipment.....	12	57	12/03	-	-	-	-	-	-	-	-
Speakers and commercial sound equipment.....	12	5707	12/03	-	-	-	-	-	-	-	-
Other home electronic equipment.....			06/04	-	-	-	-	-	-	-	-
Other home electronic equipment, including television receivers and automotive A/V equipment.....			01/17	-	-	-	-	-	-	-	-
Other household durable goods.....	12	6		-	-	-	-	-	-	-	-
Vitreous china, fine earthenware, and other pottery products.....	12	61		-	-	-	-	-	-	-	-
Vitreous china, porcelain, and earthenware table and kitchenware and other pottery products.....	12	6101		-	-	-	-	-	-	-	-
Mirrors (decorated and undecorated).....				-	-	-	-	-	-	-	-
Mirrors (decorated and undecorated), made from purchased glass.....				-	-	-	-	-	-	-	-
Lawn/garden equipment.....	12	66		-	-	-	-	-	-	-	-
Parts and attachments for consumer lawn, garden, and snow equipment.....			12/82	-	-	-	-	-	-	-	-
Consumer lawn, garden, and snow equipment.....			05/18	-	-	-	-	-	-	-	-
Cutlery, flatware (except precious), razors and razor blades.....	12	67		-	-	-	-	-	-	-	-
Cutlery, flatware (except precious), razors and razor blades.....	12	6701		-	-	-	-	-	-	-	-
Metal kitchen utensil, pots, and pans.....				-	-	-	-	-	-	-	-
Metal kitchen utensil, pots, and pans.....				-	-	-	-	-	-	-	-
Window shades, blinds, and accessories.....	12	69	06/84	-	-	-	-	-	-	-	-
Window shades, blinds, and accessories.....	12	6901	06/84	-	-	-	-	-	-	-	-
Glass.....				-	-	-	-	-	-	-	-
Flat glass.....	13	11		-	-	-	-	-	-	-	-
Specialty glass.....	13	1107		-	-	-	-	-	-	-	-
Flat glass (float, sheet, and plate process).....			12/22	-	-	-	-	-	-	-	-
Other finished glassware.....	13	13	06/83	-	-	-	-	-	-	-	-
Pressed and blown glassware.....	13	1301	06/83	-	-	-	-	-	-	-	-
Concrete ingredients and related products.....	13	2		413.448	415.744	423.796	426.786	428.904	1.9	0.7	0.5
Construction sand, gravel, and crushed stone.....	13	21		467.140	469.503	481.522	487.214	489.382	2.6	1.2	0.4
Construction sand, gravel and crushed stone.....	13	2101		467.140	469.503	481.522	487.214	489.382	2.6	1.2	0.4
Cement, hydraulic.....	13	22		342.244	344.583	345.694	343.772	345.953	0.3	-0.6	0.6

See footnotes at end of table.

Table 8. Producer price indexes and percentage changes for selected commodity and service groupings and individual items, seasonally adjusted — Continued
 [March 2024, Index base 1982=100, unless otherwise indicated]

Title	Commodity code		Other index base	Seasonally adjusted index ¹					Seasonally adjusted 1-month percent change ¹		
	Group code	Item code		Nov. 2023	Dec. 2023 ^P	Jan. 2024 ^P	Feb. 2024 ^P	Mar. 2024 ^P	Dec. to Jan. ^P	Jan. to Feb. ^P	Feb. to Mar. ^P
Cement, hydraulic.....	13	2201		342.244	344.583	345.694	343.772	345.953	0.3	-0.6	0.6
Concrete products.....	13	3		376.383	375.269	378.606	381.303	381.282	0.9	0.7	0.0
Concrete block and brick.....	13	31		371.073	376.538	373.769	373.518	374.101	-0.7	-0.1	0.2
Structural concrete block.....	13	3111		-	-	-	-	-	-	-	-
Decorative concrete block.....	13	3121		324.509	327.119	329.707	330.152	330.140	0.8	0.1	0.0
Concrete brick.....				-	-	-	-	-	-	-	-
Concrete pavers.....	13	3141		308.858	313.268	309.375	313.691	311.416	-1.2	1.4	-0.7
Concrete pipe.....				-	-	-	-	-	-	-	-
Concrete pipe.....				-	-	-	-	-	-	-	-
Ready-mix concrete.....	13	33		374.075	370.453	375.998	379.166	379.349	1.5	0.8	0.0
Ready-mix concrete.....	13	3301		374.075	370.453	375.998	379.166	379.349	1.5	0.8	0.0
Precast concrete products.....	13	34		389.014	391.602	391.478	394.892	394.374	0.0	0.9	-0.1
Precast concrete products.....	13	3401		389.014	391.602	391.478	394.892	394.374	0.0	0.9	-0.1
Prestressed concrete products.....				-	-	-	-	-	-	-	-
Prestressed concrete products.....				-	-	-	-	-	-	-	-
Clay construction products ex. refractories.....	13	4		-	-	-	-	-	-	-	-
Brick and structural clay tile.....	13	42	12/84	-	-	-	-	-	-	-	-
Building or common brick.....	13	4201	12/84	-	-	-	-	-	-	-	-
Glazed brick and other brick (paving, floor, and sewer).....	13	4202	12/84	-	-	-	-	-	-	-	-
Clay floor and wall tile, glazed and unglazed.....	13	44		-	-	-	-	-	-	-	-
Clay floor and wall tile, glazed and unglazed (including quarry tile and ceramic mosaic tile).....				-	-	-	-	-	-	-	-
Structural clay products, n.e.c.....	13	45		-	-	-	-	-	-	-	-
Structural clay products, n.e.c.....	13	4501		-	-	-	-	-	-	-	-
Refractories.....	13	5		-	-	-	-	-	-	-	-
Clay refractories.....	13	52		-	-	-	-	-	-	-	-
Clay refractories.....	13	5201		-	-	-	-	-	-	-	-
Nonclay refractories.....	13	53		-	-	-	-	-	-	-	-
Nonclay refractories (excluding dead-burned magnesia).....	13	5301		-	-	-	-	-	-	-	-
Asphalt felts and coatings.....	13	6		-	-	-	-	-	-	-	-
Prepared asphalt and tar roofing and siding products.....	13	61		-	-	-	-	-	-	-	-
Prepared asphalt and tar roofing and siding products.....	13	6101		-	-	-	-	-	-	-	-
Roofing asphalts, pitches, coatings, and cement.....	13	62		-	-	-	-	-	-	-	-
Roofing asphalts, pitches, coatings, and cement.....	13	6201		-	-	-	-	-	-	-	-
Gypsum products.....	13	7		458.620	460.145	454.179	466.192	472.988	-1.3	2.6	1.5
Gypsum products.....	13	71		458.620	460.145	454.179	466.192	472.988	-1.3	2.6	1.5
Gypsum products.....	13	7101		458.620	460.145	454.179	466.192	472.988	-1.3	2.6	1.5
Glass containers.....	13	8		277.906	279.548	278.553	278.538	279.955	-0.4	0.0	0.5
Glass containers.....	13	81		277.906	279.548	278.553	278.538	279.955	-0.4	0.0	0.5
Glass containers (including value of packaging).....	13	8101		277.906	279.548	278.553	278.538	279.955	-0.4	0.0	0.5
Other nonmetallic minerals.....	13	9		321.321	322.730	326.189	326.519	328.215	1.1	0.1	0.5
Insulation materials.....	13	92		-	-	-	-	-	-	-	-
Mineral wool for thermal and acoustical envelope insulation.....	13	9201		-	-	-	-	-	-	-	-
Mineral wool for industrial, equipment, and appliance insulation.....				-	-	-	-	-	-	-	-
Paving mixtures and blocks.....	13	94		401.756	405.546	404.749	402.941	405.578	-0.2	-0.4	0.7
Paving mixtures and blocks.....	13	9401		401.756	405.546	404.749	402.941	405.578	-0.2	-0.4	0.7
Cut stone and stone products.....			12/84	-	-	-	-	-	-	-	-
Cut stone and stone products.....			12/84	-	-	-	-	-	-	-	-
Gaskets, packing, and sealing devices.....	13	98	12/85	-	-	-	-	-	-	-	-
Gaskets and gasketing material.....	13	9801	12/85	-	-	-	-	-	-	-	-
Packing and sealing.....	13	9802	12/85	-	-	-	-	-	-	-	-
Nonmetallic minerals and products, n.e.c.....	13	99	06/82	-	-	-	-	-	-	-	-
Clay and stone mining and quarrying.....	13	9902	06/84	-	-	-	-	-	-	-	-
All other nonmetallic mineral products.....	13	9903	12/85	238.533	239.390	244.570	244.196	242.861	2.2	-0.2	-0.5
Motor vehicles and equipment.....	14	1		170.055	169.636	169.905	170.193	170.632	0.2	0.2	0.3
Motor vehicles.....	14	11		171.932	171.265	171.549	171.982	172.690	0.2	0.3	0.4
Passenger cars and chassis.....	14	1101		141.238	137.878	137.927	138.239	138.590	0.0	0.2	0.3
Motorcycles, including three-wheel motorbikes, motorscooters, mopeds, and parts.....	14	1104		-	-	-	-	-	-	-	-
Trucks, truck tractors, & bus chassis 14,000 lb or less, incl. minivans & suvs.....	14	1105		200.168	200.162	200.596	201.188	202.099	0.2	0.3	0.5
Trucks, over 14,000 lbs GVW.....	14	1106		-	-	-	-	-	-	-	-
Motor vehicles parts.....	14	12		-	-	-	-	-	-	-	-
Motor vehicles parts.....			12/03	-	-	-	-	-	-	-	-
Truck and bus bodies.....	14	13	12/82	-	-	-	-	-	-	-	-
Truck and bus bodies sold separately.....	14	1301	12/82	-	-	-	-	-	-	-	-

See footnotes at end of table.

Table 8. Producer price indexes and percentage changes for selected commodity and service groupings and individual items, seasonally adjusted — Continued
 [March 2024, Index base 1982=100, unless otherwise indicated]

Title	Commodity code		Other index base	Seasonally adjusted index ¹					Seasonally adjusted 1-month percent change ¹		
	Group code	Item code		Nov. 2023	Dec. 2023 ^P	Jan. 2024 ^P	Feb. 2024 ^P	Mar. 2024 ^P	Dec. to Jan. ^P	Jan. to Feb. ^P	Feb. to Mar. ^P
Complete vehicles on purchased chassis.....			12/82	-	-	-	-	-	-	-	-
Truck trailers.....	14	14		-	-	-	-	-	-	-	-
Truck trailers.....	14	1406	12/86	-	-	-	-	-	-	-	-
Motor homes, built on purchased chassis.....	14	15	06/84	-	-	-	-	-	-	-	-
Motor homes, built on purchased chassis.....	14	1501	06/84	-	-	-	-	-	-	-	-
Travel trailers and campers.....	14	16	06/84	-	-	-	-	-	-	-	-
Travel trailers.....	14	1601	06/84	-	-	-	-	-	-	-	-
Camping trailers, campers, pick-up covers, and parts.....	14	1602	06/84	-	-	-	-	-	-	-	-
Aircraft and aircraft equipment.....	14	2		312.767	313.275	314.689	315.582	315.954	0.5	0.3	0.1
Aircraft.....	14	21		350.096	350.653	352.427	353.203	353.713	0.5	0.2	0.1
Civilian aircraft.....	14	2102	12/85	335.601	336.357	337.566	338.619	339.311	0.4	0.3	0.2
Military aircraft.....			06/13	-	-	-	-	-	-	-	-
Aircraft engine and engine parts.....	14	23	12/85	254.602	255.524	256.776	258.144	258.320	0.5	0.5	0.1
Aircraft engine and engine parts.....	14	2301	12/85	254.602	255.524	256.776	258.144	258.320	0.5	0.5	0.1
Other aircraft parts and equipment.....	14	25	06/85	209.879	209.858	210.344	210.907	211.063	0.2	0.3	0.1
Other aircraft parts and equipment.....	14	2501	06/85	209.879	209.858	210.344	210.907	211.063	0.2	0.3	0.1
Ships and boats.....	14	3		309.623	309.994	310.098	311.222	311.422	0.0	0.4	0.1
Ships.....	14	31	12/85	-	-	-	-	-	-	-	-
Military self-propelled ships, new construction.....			06/96	-	-	-	-	-	-	-	-
Nonmilitary self-propelled ships, new construction.....			06/96	-	-	-	-	-	-	-	-
Boats.....	14	32		356.622	357.847	358.907	358.772	360.219	0.3	0.0	0.4
Outboard motorboats, including commercial and military (except sailboats and lifeboats).....	14	3201		406.338	407.786	410.232	410.474	411.999	0.6	0.1	0.4
Inboard motorboats, including commercial and military (except sailboats and lifeboats).....	14	3202		-	-	-	-	-	-	-	-
Inboard-outdrive boats, including commercial and military (except sailboats and lifeboats).....	14	3203		293.752	294.207	294.134	293.365	294.689	0.0	-0.3	0.5
All other boats (excluding military and commercial).....				-	-	-	-	-	-	-	-
Railroad equipment.....	14	4		-	-	-	-	-	-	-	-
Railroad cars and locomotives.....			05/22	-	-	-	-	-	-	-	-
Railroad cars and locomotives.....			05/22	-	-	-	-	-	-	-	-
Railway maintenance of way equipment and parts.....			05/22	-	-	-	-	-	-	-	-
Railway maintenance of way equipment and parts.....				-	-	-	-	-	-	-	-
Transportation equipment, n.e.c.....			06/85	-	-	-	-	-	-	-	-
Transportation equipment, n.e.c.....			06/85	-	-	-	-	-	-	-	-
Other transportation equipment, incl. golf carts, vehicle trailers, and all-terrain vehicles.....			06/85	-	-	-	-	-	-	-	-
Toys, sporting goods, small arms, etc.....	15	1		215.624	218.122	220.415	220.383	223.751	1.1	0.0	1.5
Toys, games, and children's vehicles.....	15	11		-	-	-	-	-	-	-	-
Toys, games, and children's vehicles.....	15	1101		-	-	-	-	-	-	-	-
Sporting and athletic goods.....	15	12		-	-	-	-	-	-	-	-
Sporting and athletic goods.....	15	1201		-	-	-	-	-	-	-	-
Small arms and ammunition.....	15	13		313.991	314.246	319.068	319.068	319.447	1.5	0.0	0.1
Small arms.....	15	1301		-	-	-	-	-	-	-	-
Small arms ammunition.....	15	1302		420.988	421.949	439.785	440.967	442.154	4.2	0.3	0.3
Tobacco products, incl. stemmed & redried.....	15	2		-	-	-	-	-	-	-	-
Cigarettes, excluding electronic.....	15	21		-	-	-	-	-	-	-	-
Cigarettes, excluding electronic.....	15	2101		-	-	-	-	-	-	-	-
Stemmed and redried tobacco.....	15	24	06/84	-	-	-	-	-	-	-	-
Stemmed and redried tobacco.....	15		06/84	-	-	-	-	-	-	-	-
Other tobacco products.....	15	25	12/05	-	-	-	-	-	-	-	-
Other tobacco products.....	15	2501	12/05	-	-	-	-	-	-	-	-
Notions.....	15	3		-	-	-	-	-	-	-	-
Fasteners, zippers, buttons, needles, pins, and buckles.....	15	32		-	-	-	-	-	-	-	-
Fasteners, zippers, buttons, needles, pins, and buckles.....				-	-	-	-	-	-	-	-
Photographic equipment and supplies.....	15	4		-	-	-	-	-	-	-	-
Photographic supplies.....	15	42		-	-	-	-	-	-	-	-
Photographic supplies.....			12/83	-	-	-	-	-	-	-	-
Mobile homes.....	15	5		480.112	479.850	481.127	480.904	478.749	0.3	0.0	-0.4
Manufactured homes (mobile homes), all sizes (incl. multisection).....	15	53		492.467	492.238	493.473	493.289	491.074	0.3	0.0	-0.4
Manufactured mobile homes and nonresidential mobile buildings.....	15	5303	12/86	461.324	461.091	462.267	462.080	460.005	0.3	0.0	-0.4
Medical, surgical & personal aid devices.....	15	6		201.152	201.342	202.531	203.556	203.757	0.6	0.5	0.1
Surgical and medical instruments.....	15	62	06/82	151.881	152.004	153.390	153.614	154.513	0.9	0.1	0.6
Surgical and medical instruments.....	15	6201	06/82	151.881	152.004	153.390	153.614	154.513	0.9	0.1	0.6
Medical and surgical appliances and supplies.....	15	63	06/83	-	-	-	-	-	-	-	-
Medical and surgical appliances and supplies.....	15	6301	06/83	-	-	-	-	-	-	-	-

See footnotes at end of table.

Table 8. Producer price indexes and percentage changes for selected commodity and service groupings and individual items, seasonally adjusted — Continued
 [March 2024, Index base 1982=100, unless otherwise indicated]

Title	Commodity code		Other index base	Seasonally adjusted index ¹					Seasonally adjusted 1-month percent change ¹		
	Group code	Item code		Nov. 2023	Dec. 2023 ^P	Jan. 2024 ^P	Feb. 2024 ^P	Mar. 2024 ^P	Dec. to Jan. ^P	Jan. to Feb. ^P	Feb. to Mar. ^P
Ophthalmic goods.....	15	64	12/83	-	-	-	-	-	-	-	-
Ophthalmic goods.....	15	6401	12/83	-	-	-	-	-	-	-	-
Dental equipment and supplies.....	15	65	06/85	-	-	-	-	-	-	-	-
Dental equipment and supplies.....	15	6501	06/85	-	-	-	-	-	-	-	-
Other industrial safety equipment.....	15	7		-	-	-	-	-	-	-	-
Personal safety equipment and clothing.....	15	71		-	-	-	-	-	-	-	-
Personal safety equipment and clothing.....			06/04	-	-	-	-	-	-	-	-
Other miscellaneous products.....	15	9		253.922	256.018	254.396	254.435	256.774	-0.6	0.0	0.9
Burial caskets.....	15	91		504.326	503.622	505.018	507.364	509.012	0.3	0.5	0.3
Burial caskets.....	15	9101		504.326	503.622	505.018	507.364	509.012	0.3	0.5	0.3
Musical instruments.....	15	93		-	-	-	-	-	-	-	-
Musical instruments.....	15	9301		-	-	-	-	-	-	-	-
Jewelry and jewelry products.....				-	-	-	-	-	-	-	-
Jewelry (gold and platinum) and silverware.....				-	-	-	-	-	-	-	-
Costume jewelry and novelties.....				-	-	-	-	-	-	-	-
All other jewelry and personal goods (excluding costume).....			06/07	-	-	-	-	-	-	-	-
Jewelers' material and lapidary work.....			12/08	-	-	-	-	-	-	-	-
Pens, pencils, and marking devices.....	15	95		-	-	-	-	-	-	-	-
Pens, markers, mechanical pencils, and associated parts.....	15	9502	12/85	-	-	-	-	-	-	-	-
Lead pencils, art goods, office supplies and small office equipment, excluding paper.....	15	9503	12/85	-	-	-	-	-	-	-	-
Marking devices.....			12/85	-	-	-	-	-	-	-	-
Brooms and brushes.....	15	97		-	-	-	-	-	-	-	-
Brooms, brushes and mops.....	15	9705	12/85	-	-	-	-	-	-	-	-
Miscellaneous products, n.e.c.....	15	9A	12/85	-	-	-	-	-	-	-	-
Candles.....			12/85	-	-	-	-	-	-	-	-
Signs and advertising displays.....			12/85	-	-	-	-	-	-	-	-
All other miscellaneous fabricated products and recyclable materials.....			12/85	-	-	-	-	-	-	-	-
Reproduction of audio and video media and software.....			12/03	-	-	-	-	-	-	-	-
Reproduction of audio and video media and software.....			12/03	-	-	-	-	-	-	-	-
Services²											
Transportation of freight and mail.....	30	1	06/09	165.021	163.898	164.055	165.056	165.426	0.1	0.6	0.2
Rail transportation of freight and mail.....	30	11	12/08	-	-	-	-	-	-	-	-
Rail transportation of freight and mail.....	30	1101	12/08	-	-	-	-	-	-	-	-
Truck transportation of freight.....	30	12	06/09	-	-	-	-	-	-	-	-
Local motor carrying.....	30	1201	06/09	-	-	-	-	-	-	-	-
Long-distance motor carrying.....	30	1202	06/09	-	-	-	-	-	-	-	-
Water transportation of freight.....			06/09	-	-	-	-	-	-	-	-
Deep sea water transportation of freight.....			12/08	-	-	-	-	-	-	-	-
Coastal and intercoastal water transportation of freight.....			12/08	-	-	-	-	-	-	-	-
Great Lakes-St Lawrence Seaway water transportation of freight.....	30	1303	12/08	-	-	-	-	-	-	-	-
Inland waterways transportation of freight.....			12/08	-	-	-	-	-	-	-	-
Air transportation of freight.....			12/08	-	-	-	-	-	-	-	-
Air transportation of freight.....			12/08	-	-	-	-	-	-	-	-
Courier, messenger, and U.S. postal services.....	30	16	06/09	188.218	188.754	189.241	191.789	191.879	0.3	1.3	0.0
U.S. Postal Service.....	30	1601	06/89	-	-	-	-	-	-	-	-
Courier and messenger services, except air.....	30	1602	04/09	208.169	209.231	209.371	209.454	210.156	0.1	0.0	0.3
Air mail and package delivery services, excluding by USPS.....	30	1603	04/09	240.584	241.291	243.554	246.161	245.248	0.9	1.1	-0.4
Pipeline transportation.....			05/22	-	-	-	-	-	-	-	-
Pipeline transportation of petroleum products.....	30	1701	12/08	195.564	196.485	198.115	199.327	200.412	0.8	0.6	0.5
Pipeline transportation of natural gas.....			05/22	-	-	-	-	-	-	-	-
Transportation of passengers (partial).....	30	2	06/09	142.504	146.212	145.208	149.050	152.322	-0.7	2.6	2.2
Rail transportation of passengers.....	30	21	12/08	133.604	133.751	133.611	133.648	133.633	-0.1	0.0	0.0
Rail transportation of passengers.....	30	2101	12/08	133.604	133.751	133.611	133.648	133.633	-0.1	0.0	0.0
Airline passenger services.....	30	22	12/08	131.400	134.857	133.921	137.504	140.556	-0.7	2.7	2.2
Airline passenger services.....	30	2201	12/08	131.400	134.857	133.921	137.504	140.556	-0.7	2.7	2.2
Services related to water transportation.....	31	1	06/09	-	-	-	-	-	-	-	-
Towing, tugging, docking, and related services.....	31	11	03/09	-	-	-	-	-	-	-	-
Towing, tugging, docking, and related services.....	31	1101	03/09	-	-	-	-	-	-	-	-
Operation of port waterfront terminals.....			12/08	-	-	-	-	-	-	-	-
Operation of port waterfront terminals.....			12/08	-	-	-	-	-	-	-	-
Marine cargo handling.....	31	13	12/08	129.573	130.872	131.368	132.370	134.449	0.4	0.8	1.6
Marine cargo handling.....	31	1301	12/08	129.573	130.872	131.368	132.370	134.449	0.4	0.8	1.6
Services related to air transportation.....	31	2	04/09	144.063	144.312	142.771	143.511	143.358	-1.1	0.5	-0.1
Other airport operations, excluding aircraft maintenance and repair.....	31	21	04/09	144.063	144.312	142.771	143.511	143.358	-1.1	0.5	-0.1
Other airport operations, excluding aircraft maintenance and repair.....	31	2101	04/09	144.063	144.312	142.771	143.511	143.358	-1.1	0.5	-0.1

See footnotes at end of table.

Table 8. Producer price indexes and percentage changes for selected commodity and service groupings and individual items, seasonally adjusted — Continued
 [March 2024, Index base 1982=100, unless otherwise indicated]

Title	Commodity code		Other index base	Seasonally adjusted index ¹					Seasonally adjusted 1-month percent change ¹		
	Group code	Item code		Nov. 2023	Dec. 2023 ^P	Jan. 2024 ^P	Feb. 2024 ^P	Mar. 2024 ^P	Dec. to Jan. ^P	Jan. to Feb. ^P	Feb. to Mar. ^P
Other services related to transportation activities (partial).....			06/09	-	-	-	-	-	-	-	-
Arrangement of freight and cargo.....			12/08	-	-	-	-	-	-	-	-
Arrangement of freight and cargo.....			12/08	-	-	-	-	-	-	-	-
Freight forwarding.....			12/08	-	-	-	-	-	-	-	-
Freight forwarding.....			12/08	-	-	-	-	-	-	-	-
Warehousing, storage, and related services.....			12/08	-	-	-	-	-	-	-	-
Warehousing, storage, and related services.....			12/08	-	-	-	-	-	-	-	-
Warehousing, storage, and related services.....			12/08	-	-	-	-	-	-	-	-
Book, periodical, and newspaper publishing sales and subscriptions.....	33	1	06/09	153.614	155.360	155.713	157.715	157.107	0.2	1.3	-0.4
Sales of books.....	33	11		491.489	495.113	498.927	508.276	506.254	0.8	1.9	-0.4
Sales of textbooks.....	33	1101		-	-	-	-	-	-	-	-
Sales of technical, scientific, and professional books.....	33	1102		817.118	814.992	829.093	865.695	856.345	1.7	4.4	-1.1
Sales of religious books.....				-	-	-	-	-	-	-	-
Sales of general adult and juvenile books.....				-	-	-	-	-	-	-	-
Sales of general reference books.....				-	-	-	-	-	-	-	-
Sales and subscriptions of periodicals and newspapers.....	33	12	06/09	149.399	151.640	151.241	152.376	151.806	-0.3	0.8	-0.4
Sales and subscriptions of periodicals.....			06/07	-	-	-	-	-	-	-	-
Newspaper subscription and single copy sales.....	33	1202		598.975	614.216	611.508	618.315	614.435	-0.4	1.1	-0.6
Greeting card publishing sales.....			12/85	-	-	-	-	-	-	-	-
Greeting card publishing sales.....			12/85	-	-	-	-	-	-	-	-
Greeting card publishing sales.....			12/85	-	-	-	-	-	-	-	-
Calendars, yearbooks, and other miscellaneous publishing sales.....			12/89	-	-	-	-	-	-	-	-
Calendars, yearbooks, and other miscellaneous publishing sales.....			12/89	-	-	-	-	-	-	-	-
Calendars, yearbooks, and other miscellaneous publishing sales.....			12/89	-	-	-	-	-	-	-	-
Directory, mailing list, and related compilations publishing sales.....			12/22	-	-	-	-	-	-	-	-
Directory, mailing list, and related compilations publishing sales.....			12/22	-	-	-	-	-	-	-	-
Directory, mailing list, and related compilations publishing sales.....			12/22	-	-	-	-	-	-	-	-
System software publishing.....			05/22	-	-	-	-	-	-	-	-
System software publishing.....			05/22	-	-	-	-	-	-	-	-
System software publishing.....			05/22	-	-	-	-	-	-	-	-
Application software publishing.....			06/09	-	-	-	-	-	-	-	-
Application software publishing.....			06/09	-	-	-	-	-	-	-	-
Desktop and portable device application software publishing.....			12/08	-	-	-	-	-	-	-	-
Application software publishing, cross-industry, vertical market, utilities, and other.....			12/08	-	-	-	-	-	-	-	-
Application software publishing, game software.....	34	2104	12/13	-	-	-	-	-	-	-	-
Affiliate agreements, programming sales, and retransmission fees for cable and broadcast tv.....	35	1	06/09	161.120	161.453	159.856	159.105	159.726	-1.0	-0.5	0.4
Affiliate agreements, programming sales, and retransmission fees for cable and broadcast tv.....	35	11	06/09	161.120	161.453	159.856	159.105	159.726	-1.0	-0.5	0.4
Affiliate agreements, programming sales, and retransmission fees for cable and broadcast tv.....	35	1101	12/08	164.112	164.450	162.810	162.058	162.669	-1.0	-0.5	0.4
Affiliate agreements, programming sales, and retransmission fees for radio.....			06/09	-	-	-	-	-	-	-	-
Affiliate agreements, programming sales, and retransmission fees for radio.....			06/09	-	-	-	-	-	-	-	-
Affiliate agreements, programming sales, and network compensation for radio.....			12/08	-	-	-	-	-	-	-	-
Advertising space sales in periodicals, newspapers, directories, and mailing lists.....	36	1	06/09	-	-	-	-	-	-	-	-
Advertising space sales in periodicals and newspapers.....	36	11	06/09	-	-	-	-	-	-	-	-
Advertising space sales in periodicals.....	36	1101		-	-	-	-	-	-	-	-
Advertising space sales in newspapers.....	36	1102		-	-	-	-	-	-	-	-
Advertising space sales in directories and mailing lists.....	36	12	12/08	-	-	-	-	-	-	-	-
Print advertising space sales in directories and mailing lists.....	36	1201	12/08	-	-	-	-	-	-	-	-
Television advertising time sales.....	36	2	06/09	80.359	81.685	80.828	82.063	75.159	-1.0	1.5	-8.4
Television advertising time sales.....	36	21	06/09	80.359	81.685	80.828	82.063	75.159	-1.0	1.5	-8.4
Broadcast and network television advertising time sales.....	36	2101	12/08	72.489	71.299	74.196	81.088	69.101	4.1	9.3	-14.8
Cable network advertising time sales.....	36	2102	12/08	-	-	-	-	-	-	-	-
Local cable system advertising time sales.....			12/08	-	-	-	-	-	-	-	-
Radio advertising time sales.....	36	3	03/09	98.620	99.941	84.999	91.306	91.034	-15.0	7.4	-0.3
Radio advertising time sales.....	36	31	03/09	98.620	99.941	84.999	91.306	91.034	-15.0	7.4	-0.3
Radio advertising time sales.....	36	3101	03/09	98.620	99.941	84.999	91.306	91.034	-15.0	7.4	-0.3
Internet advertising sales.....			12/22	-	-	-	-	-	-	-	-
Internet advertising sales.....			12/22	-	-	-	-	-	-	-	-
Internet advertising sales.....			12/22	-	-	-	-	-	-	-	-
Wired telephone services.....	37	1	06/09	-	-	-	-	-	-	-	-

See footnotes at end of table.

Table 8. Producer price indexes and percentage changes for selected commodity and service groupings and individual items, seasonally adjusted — Continued
 [March 2024, Index base 1982=100, unless otherwise indicated]

Title	Commodity code		Other index base	Seasonally adjusted index ¹					Seasonally adjusted 1-month percent change ¹		
	Group code	Item code		Nov. 2023	Dec. 2023 ^P	Jan. 2024 ^P	Feb. 2024 ^P	Mar. 2024 ^P	Dec. to Jan. ^P	Jan. to Feb. ^P	Feb. to Mar. ^P
Residential wired telephone services.....	37	11	06/09	-	-	-	-	-	-	-	-
Local residential wired telephone service.....	37	1101	12/08	-	-	-	-	-	-	-	-
Long distance residential wired telephone service.....	37	1102	03/09	-	-	-	-	-	-	-	-
All-distance residential wired telephone service.....	37	1103	12/11	-	-	-	-	-	-	-	-
Business wired telephone services.....			06/09	-	-	-	-	-	-	-	-
Local business wired telephone service.....			12/08	-	-	-	-	-	-	-	-
Long distance business wired telephone and other toll service.....	37	1202	04/09	98.827	98.131	97.909	97.255	97.158	-0.2	-0.7	-0.1
Private line wired telephone service.....	37	1204	12/11	-	-	-	-	-	-	-	-
All-distance business wired telephone service (partial).....			05/22	-	-	-	-	-	-	-	-
Other telephone services.....			12/08	-	-	-	-	-	-	-	-
Other wired telephone services.....			12/08	-	-	-	-	-	-	-	-
Wireless telecommunication services.....	37	2	06/09	66.667	66.735	66.776	66.943	67.005	0.1	0.3	0.1
Cellular phone and other wireless telecommunication services.....	37	21	03/09	65.134	65.201	65.233	65.409	65.459	0.0	0.3	0.1
Cellular phone and other wireless telecommunication services.....	37	2101	03/09	65.134	65.201	65.233	65.409	65.459	0.0	0.3	0.1
Cable and satellite subscriber services.....	37	3	12/08	169.644	169.551	170.992	172.915	170.128	0.8	1.1	-1.6
Cable and satellite subscriber services.....	37	31	12/08	169.644	169.551	170.992	172.915	170.128	0.8	1.1	-1.6
Cable and satellite subscriber services.....	37	3101	12/08	169.644	169.551	170.992	172.915	170.128	0.8	1.1	-1.6
Internet access services.....			03/09	-	-	-	-	-	-	-	-
Internet access services.....			03/09	-	-	-	-	-	-	-	-
Residential Internet access services.....			12/11	-	-	-	-	-	-	-	-
Business Internet access services.....	37	4103	12/11	-	-	-	-	-	-	-	-
Bundled wired telecommunications access services.....			12/11	-	-	-	-	-	-	-	-
Bundled wired telecommunications access services.....			12/11	-	-	-	-	-	-	-	-
Bundled wired telecommunications access services.....			12/11	-	-	-	-	-	-	-	-
Data processing and related services.....			06/09	-	-	-	-	-	-	-	-
Data processing and related services.....			06/09	-	-	-	-	-	-	-	-
Hosting, ASP and other IT infrastructure provisioning services.....			12/08	-	-	-	-	-	-	-	-
Business process management services (partial).....			12/08	-	-	-	-	-	-	-	-
Data management, information transformation and other services.....			12/08	-	-	-	-	-	-	-	-
Loan services (partial).....	39	1	06/09	197.229	198.699	200.240	205.689	206.328	0.8	2.7	0.3
Business loans (partial).....	39	11	04/09	382.200	381.404	384.053	394.894	395.586	0.7	2.8	0.2
Business loans (partial).....	39	1101	04/09	382.200	381.404	384.053	394.894	395.586	0.7	2.8	0.2
Consumer loans (partial).....	39	12	06/09	122.642	127.771	128.591	132.472	133.527	0.6	3.0	0.8
Residential real estate loans (partial).....			04/09	-	-	-	-	-	-	-	-
Vehicle loans (partial).....	39	1202	04/09	52.764	52.909	54.220	56.654	57.086	2.5	4.5	0.8
Credit cards, overdraft credit, and related plans (partial).....	39	1203	04/09	199.219	202.495	203.903	203.205	201.629	0.7	-0.3	-0.8
Other loans and loan services (partial).....			04/09	-	-	-	-	-	-	-	-
Other loans and loan services (partial).....			04/09	-	-	-	-	-	-	-	-
Deposit services (partial).....			04/09	-	-	-	-	-	-	-	-
Deposit services (partial).....			04/09	-	-	-	-	-	-	-	-
Deposit services (partial).....			04/09	-	-	-	-	-	-	-	-
Other credit intermediation services, including trust services (partial).....			04/09	-	-	-	-	-	-	-	-
Other credit intermediation services, including trust services (partial).....			04/09	-	-	-	-	-	-	-	-
Other credit intermediation services, including trust services (partial).....			04/09	-	-	-	-	-	-	-	-
Securities brokerage, dealing, investment advice, and related services.....			06/09	-	-	-	-	-	-	-	-
Securities brokerage, dealing, investment advice, and related services.....			06/09	-	-	-	-	-	-	-	-
Securities brokerage, dealing, and investment advice.....			12/08	-	-	-	-	-	-	-	-
Securities brokerage and dealing related services (partial).....			12/08	-	-	-	-	-	-	-	-
Portfolio management.....			12/08	-	-	-	-	-	-	-	-
Portfolio management.....			12/08	-	-	-	-	-	-	-	-
Portfolio management.....			12/08	-	-	-	-	-	-	-	-
Investment banking.....			12/08	-	-	-	-	-	-	-	-
Investment banking.....			12/08	-	-	-	-	-	-	-	-
Investment banking.....			12/08	-	-	-	-	-	-	-	-
Insurance.....	41	1	06/09	135.302	135.820	135.970	136.379	136.682	0.1	0.3	0.2
Insurance.....	41	11	06/09	135.302	135.820	135.970	136.379	136.682	0.1	0.3	0.2
Life insurance.....	41	1101	03/09	-	-	-	-	-	-	-	-
Disability insurance, including accidental death.....	41	1102	03/09	-	-	-	-	-	-	-	-
Health and medical insurance.....	41	1103	03/09	149.890	150.093	150.232	150.588	150.865	0.1	0.2	0.2
Property and casualty insurance.....	41	1104	03/09	-	-	-	-	-	-	-	-
Annuities.....			03/09	-	-	-	-	-	-	-	-
Annuities.....			03/09	-	-	-	-	-	-	-	-
Annuities.....			03/09	-	-	-	-	-	-	-	-

See footnotes at end of table.

Table 8. Producer price indexes and percentage changes for selected commodity and service groupings and individual items, seasonally adjusted — Continued
 [March 2024, Index base 1982=100, unless otherwise indicated]

Title	Commodity code		Other index base	Seasonally adjusted index ¹					Seasonally adjusted 1-month percent change ¹		
	Group code	Item code		Nov. 2023	Dec. 2023 ^P	Jan. 2024 ^P	Feb. 2024 ^P	Mar. 2024 ^P	Dec. to Jan. ^P	Jan. to Feb. ^P	Feb. to Mar. ^P
Commissions from sales of insurance.....	42	1	06/09	-	-	-	-	-	-	-	-
Commissions from sales of insurance.....	42	11	06/09	-	-	-	-	-	-	-	-
Commissions from sales of life insurance and annuities.....	42	1101	06/09	-	-	-	-	-	-	-	-
Commissions from sales of health and medical insurance.....			06/09	-	-	-	-	-	-	-	-
Commissions from sales of property and casualty insurance.....	42	1103	06/09	-	-	-	-	-	-	-	-
Commissions from sales of other insurance.....			06/09	-	-	-	-	-	-	-	-
Nonresidential real estate services.....			06/09	-	-	-	-	-	-	-	-
Nonresidential real estate rents.....	43	11	06/09	-	-	-	-	-	-	-	-
Office buildings, gross rents.....			12/08	-	-	-	-	-	-	-	-
Retail properties, gross rents.....			04/09	-	-	-	-	-	-	-	-
Industrial buildings, gross rents.....			04/09	-	-	-	-	-	-	-	-
Self-service storage and miniwarehouses, gross rents.....	43	1104	12/08	-	-	-	-	-	-	-	-
Other nonresidential buildings, gross rents.....	43	1105	12/08	112.507	115.328	120.196	122.629	125.855	4.2	2.0	2.6
Nonresidential property sales and leases including land, brokerage fees and commissions.....			12/08	-	-	-	-	-	-	-	-
Nonresidential property sales and leases including land, brokerage fees and commissions.....			12/08	-	-	-	-	-	-	-	-
Nonresidential property management fees.....			12/08	-	-	-	-	-	-	-	-
Nonresidential property management fees.....			12/08	-	-	-	-	-	-	-	-
Residential real estate services (partial).....	43	2	06/09	178.864	179.340	180.727	180.495	180.488	0.8	-0.1	0.0
Residential property sales and rental, brokerage fees and commissions.....	43	21	12/08	200.602	201.505	201.566	201.295	201.258	0.0	-0.1	0.0
Residential property sales and rental, brokerage fees and commissions.....	43	2101	12/08	200.602	201.505	201.566	201.295	201.258	0.0	-0.1	0.0
Residential property management fees.....			12/08	-	-	-	-	-	-	-	-
Residential property management fees.....			12/08	-	-	-	-	-	-	-	-
Real estate appraisal fees.....			12/08	-	-	-	-	-	-	-	-
Real estate appraisal fees.....			12/08	-	-	-	-	-	-	-	-
Real estate appraisal fees.....			12/08	-	-	-	-	-	-	-	-
Passenger car rental.....	44	1	03/09	103.934	105.252	100.855	98.842	103.004	-4.2	-2.0	4.2
Passenger car rental.....	44	11	03/09	103.934	105.252	100.855	98.842	103.004	-4.2	-2.0	4.2
Passenger car rental.....	44	1101	03/09	103.934	105.252	100.855	98.842	103.004	-4.2	-2.0	4.2
Truck, trailer, and RV rental and leasing.....			06/09	-	-	-	-	-	-	-	-
Truck, trailer, and RV rental and leasing.....			06/09	-	-	-	-	-	-	-	-
Truck, truck trailer and RV rental.....			12/08	-	-	-	-	-	-	-	-
Truck, truck trailer and RV leasing.....			12/08	-	-	-	-	-	-	-	-
Construction, mining, and forestry machinery and equipment rental and leasing.....			03/09	-	-	-	-	-	-	-	-
Construction, mining, and forestry machinery and equipment rental and leasing.....			03/09	-	-	-	-	-	-	-	-
Construction, mining, and forestry machinery and equipment rental and leasing.....			03/09	-	-	-	-	-	-	-	-
Legal services.....	45	1	03/09	166.449	167.196	170.582	171.293	171.444	2.0	0.4	0.1
Legal services.....	45	11	03/09	166.449	167.196	170.582	171.293	171.444	2.0	0.4	0.1
Legal services.....	45	1101	03/09	166.449	167.196	170.582	171.293	171.444	2.0	0.4	0.1
Accounting services (partial).....	45	2	06/09	129.759	129.761	132.628	134.382	134.686	2.2	1.3	0.2
Accounting services, excluding payroll.....	45	21	06/09	129.759	129.761	132.628	134.382	134.686	2.2	1.3	0.2
Financial auditing.....	45	2101	12/08	-	-	-	-	-	-	-	-
Tax preparation and planning.....	45	2102	04/09	128.923	127.654	127.630	132.148	132.975	0.0	3.5	0.6
Bookkeeping and compilation.....			12/08	-	-	-	-	-	-	-	-
Other accounting services, including billing and review (partial).....			12/08	-	-	-	-	-	-	-	-
Architectural and engineering services.....	45	3	06/09	134.061	134.218	134.258	134.189	134.211	0.0	-0.1	0.0
Architectural services.....			03/09	-	-	-	-	-	-	-	-
Architectural services.....			03/09	-	-	-	-	-	-	-	-
Engineering services.....	45	32	03/09	137.738	137.888	137.824	137.731	137.808	0.0	-0.1	0.1
Engineering services.....	45	3201	03/09	137.738	137.888	137.824	137.731	137.808	0.0	-0.1	0.1
Management, scientific, and technical consulting services.....	45	4	06/09	-	-	-	-	-	-	-	-
Management consulting services.....	45	41	06/09	-	-	-	-	-	-	-	-
Administrative and general management consulting services.....	45	4101	12/08	-	-	-	-	-	-	-	-
Human resources consulting services.....			12/08	-	-	-	-	-	-	-	-
Marketing consulting services.....			12/08	-	-	-	-	-	-	-	-
Process, physical distribution, and logistics consulting services.....			12/08	-	-	-	-	-	-	-	-
Advertising and related services (partial).....			12/08	-	-	-	-	-	-	-	-
Advertising agency services.....			12/08	-	-	-	-	-	-	-	-
Advertising agency services.....			12/08	-	-	-	-	-	-	-	-
Information technology (IT) technical support and consulting services (partial).....	45	6	12/08	-	-	-	-	-	-	-	-
Information technology (IT) technical support and consulting services (partial).....	45	61	12/08	-	-	-	-	-	-	-	-

See footnotes at end of table.

Table 8. Producer price indexes and percentage changes for selected commodity and service groupings and individual items, seasonally adjusted — Continued
 [March 2024, Index base 1982=100, unless otherwise indicated]

Title	Commodity code		Other index base	Seasonally adjusted index ¹					Seasonally adjusted 1-month percent change ¹		
	Group code	Item code		Nov. 2023	Dec. 2023 ^P	Jan. 2024 ^P	Feb. 2024 ^P	Mar. 2024 ^P	Dec. to Jan. ^P	Jan. to Feb. ^P	Feb. to Mar. ^P
Information technology (IT) technical support and consulting services (partial).....	45	6101	12/08	-	-	-	-	-	-	-	-
Permanent placement services.....			03/09	-	-	-	-	-	-	-	-
Permanent placement services.....			03/09	-	-	-	-	-	-	-	-
Employment placement services.....			03/09	-	-	-	-	-	-	-	-
Executive search services.....			12/08	-	-	-	-	-	-	-	-
Executive search services.....			12/08	-	-	-	-	-	-	-	-
Executive search services.....			12/08	-	-	-	-	-	-	-	-
Staffing services.....	46	3	06/09	130.263	130.563	130.358	130.359	130.438	-0.2	0.0	0.1
Temporary help services.....			03/09	-	-	-	-	-	-	-	-
Temporary help services.....			03/09	-	-	-	-	-	-	-	-
Co-employment staffing services.....	46	32	12/08	120.213	120.277	119.989	119.657	119.958	-0.2	-0.3	0.3
Co-employment staffing services.....	46	3201	12/08	120.213	120.277	119.989	119.657	119.958	-0.2	-0.3	0.3
Arrangement of flights (partial).....	47	1	06/09	103.274	103.032	102.020	101.940	101.716	-1.0	-0.1	-0.2
Arrangement of international flights.....	47	11	12/08	108.693	108.438	107.930	108.308	107.921	-0.5	0.4	-0.4
Arrangement of international flights.....	47	1101	12/08	108.693	108.438	107.930	108.308	107.921	-0.5	0.4	-0.4
Arrangement of domestic flights.....			12/08	-	-	-	-	-	-	-	-
Arrangement of domestic flights (partial).....			12/08	-	-	-	-	-	-	-	-
Arrangement of vehicle rentals and lodging.....	47	2	12/08	-	-	-	-	-	-	-	-
Arrangement of vehicle rentals and lodging.....	47	21	12/08	-	-	-	-	-	-	-	-
Arrangement of vehicle rentals and lodging (partial).....	47	2101	12/08	-	-	-	-	-	-	-	-
Arrangement of cruises and tours.....			12/08	-	-	-	-	-	-	-	-
Arrangement of cruises and tours.....			12/08	-	-	-	-	-	-	-	-
Arrangement of cruises and tours.....			12/08	-	-	-	-	-	-	-	-
Other travel arrangements (partial).....			12/08	-	-	-	-	-	-	-	-
Other travel arrangements (partial).....			12/08	-	-	-	-	-	-	-	-
Other travel arrangements (partial).....			12/08	-	-	-	-	-	-	-	-
Security guard services.....			03/09	-	-	-	-	-	-	-	-
Security guard services.....			03/09	-	-	-	-	-	-	-	-
Security guard services.....			03/09	-	-	-	-	-	-	-	-
Janitorial services.....			03/09	-	-	-	-	-	-	-	-
Janitorial services.....			03/09	-	-	-	-	-	-	-	-
Janitorial services.....			03/09	-	-	-	-	-	-	-	-
Waste collection.....	50	1	12/08	172.675	172.238	172.114	169.464	171.743	-0.1	-1.5	1.3
Solid waste collection.....	50	11	12/08	172.675	172.238	172.114	169.464	171.743	-0.1	-1.5	1.3
Solid waste collection.....	50	1101	12/08	172.675	172.238	172.114	169.464	171.743	-0.1	-1.5	1.3
Outpatient care (partial).....	51	1	06/09	129.652	129.483	130.766	131.283	131.234	1.0	0.4	0.0
Outpatient care (partial).....	51	11	06/09	129.652	129.483	130.766	131.283	131.234	1.0	0.4	0.0
Physician care.....	51	1101	03/09	117.063	117.154	118.565	118.510	118.516	1.2	0.0	0.0
Medical laboratory and diagnostic imaging center care.....			03/09	-	-	-	-	-	-	-	-
Home health and hospice care.....	51	1103	12/08	128.727	128.981	128.746	128.832	128.809	-0.2	0.1	0.0
Hospital outpatient care.....	51	1104	12/08	-	-	-	-	-	-	-	-
Dental care.....	51	1105	06/10	131.958	132.079	132.056	134.336	134.124	0.0	1.7	-0.2
Inpatient care.....	51	2	06/09	150.232	151.033	151.987	152.323	152.471	0.6	0.2	0.1
Inpatient care.....	51	21	06/09	150.232	151.033	151.987	152.323	152.471	0.6	0.2	0.1
Hospital inpatient care.....	51	2101	12/08	151.659	152.638	153.679	154.109	154.241	0.7	0.3	0.1
Nursing home care.....	51	2102	12/08	148.810	149.066	149.226	149.176	149.380	0.1	0.0	0.1
Intellectual and developmental disability center care.....	51	2103	12/08	191.477	192.051	196.223	196.981	197.188	2.2	0.4	0.1
Sales of blood and blood products, organs, and tissues.....			03/09	-	-	-	-	-	-	-	-
Sales of blood and blood products, organs, and tissues.....			03/09	-	-	-	-	-	-	-	-
Sales of blood and blood products, organs, and tissues.....			03/09	-	-	-	-	-	-	-	-
Traveler accommodation services.....	53	1	06/09	143.290	136.913	141.968	140.292	134.982	3.7	-1.2	-3.8
Traveler accommodation services.....	53	11	06/09	143.290	136.913	141.968	140.292	134.982	3.7	-1.2	-3.8
Guestroom or unit rental.....	53	1101	03/09	148.057	140.944	146.362	144.179	138.409	3.8	-1.5	-4.0
Other traveler accommodation services.....			03/09	-	-	-	-	-	-	-	-
Food and beverage for immediate consumption services (partial).....	54	1	06/09	-	-	-	-	-	-	-	-
Food and nonalcoholic beverages for immediate consumption (partial).....	54	11	04/09	-	-	-	-	-	-	-	-
Food and nonalcoholic beverages for immediate consumption (partial).....	54	1101	04/09	-	-	-	-	-	-	-	-
Alcoholic beverages for immediate consumption (partial).....			12/08	-	-	-	-	-	-	-	-
Alcoholic beverages for immediate consumption (partial).....			12/08	-	-	-	-	-	-	-	-
Commercial and industrial machinery and equipment repair and maintenance. ..	55	1	03/09	159.194	160.407	162.399	161.809	161.355	1.2	-0.4	-0.3
Commercial and industrial machinery and equipment repair and maintenance.....	55	11	03/09	159.194	160.407	162.399	161.809	161.355	1.2	-0.4	-0.3

See footnotes at end of table.

Table 8. Producer price indexes and percentage changes for selected commodity and service groupings and individual items, seasonally adjusted — Continued
 [March 2024, Index base 1982=100, unless otherwise indicated]

Title	Commodity code		Other index base	Seasonally adjusted index ¹					Seasonally adjusted 1-month percent change ¹		
	Group code	Item code		Nov. 2023	Dec. 2023 ^P	Jan. 2024 ^P	Feb. 2024 ^P	Mar. 2024 ^P	Dec. to Jan. ^P	Jan. to Feb. ^P	Feb. to Mar. ^P
Commercial machinery repair and maintenance.....	55	1101	03/09	159.194	160.407	162.399	161.809	161.355	1.2	-0.4	-0.3
Motor vehicle repair and maintenance (partial).....	55	2	12/08	-	-	-	-	-	-	-	-
Motor vehicle repair and maintenance (partial).....	55	21	12/08	-	-	-	-	-	-	-	-
Motor vehicle repair and maintenance (partial).....	55	2101	12/08	-	-	-	-	-	-	-	-
Ship repair and maintenance.....			06/09	-	-	-	-	-	-	-	-
Ship repair and maintenance.....			06/09	-	-	-	-	-	-	-	-
Ship repair, military.....			12/08	-	-	-	-	-	-	-	-
Ship repair, nonmilitary.....	55	3102	12/08	-	-	-	-	-	-	-	-
Aircraft repair and maintenance.....	55	4	04/09	150.058	150.394	149.883	149.677	149.974	-0.3	-0.1	0.2
Aircraft repair and maintenance.....	55	41	04/09	150.058	150.394	149.883	149.677	149.974	-0.3	-0.1	0.2
Aircraft repair and maintenance.....	55	4101	04/09	150.058	150.394	149.883	149.677	149.974	-0.3	-0.1	0.2
Membership dues and admissions and recreation facility use fees (partial).....	56	1	06/09	-	-	-	-	-	-	-	-
Membership dues and admissions and recreation facility use fees (partial).....	56	11	06/09	-	-	-	-	-	-	-	-
Membership dues.....	56	1101	04/09	-	-	-	-	-	-	-	-
Admissions and recreational facilities use fees (partial).....	56	1102	12/08	-	-	-	-	-	-	-	-
Recreational activity instruction fees (partial).....	56	2	12/08	-	-	-	-	-	-	-	-
Recreational activity instruction fees (partial).....	56	21	12/08	-	-	-	-	-	-	-	-
Recreational activity instruction fees (partial).....	56	2101	12/08	-	-	-	-	-	-	-	-
Gaming receipts (partial).....			12/08	-	-	-	-	-	-	-	-
Gaming receipts (partial).....			12/08	-	-	-	-	-	-	-	-
Gaming receipts (partial).....			12/08	-	-	-	-	-	-	-	-
Machinery and equipment and parts and supplies wholesaling.....			06/09	-	-	-	-	-	-	-	-
Machinery and equipment and parts and supplies wholesaling.....			06/09	-	-	-	-	-	-	-	-
Parts and supplies for machinery and equipment wholesaling.....			03/09	-	-	-	-	-	-	-	-
Machinery and vehicle wholesaling.....			05/19	-	-	-	-	-	-	-	-
Professional and commercial equipment wholesaling.....			05/19	-	-	-	-	-	-	-	-
Furnishings wholesaling.....			03/09	-	-	-	-	-	-	-	-
Furnishings wholesaling.....			03/09	-	-	-	-	-	-	-	-
Furnishings wholesaling.....			03/09	-	-	-	-	-	-	-	-
Building materials, paint, and hardware wholesaling.....	57	3	03/09	129.041	127.150	130.947	129.198	128.459	3.0	-1.3	-0.6
Building materials, paint, and hardware wholesaling.....	57	31	03/09	129.041	127.150	130.947	129.198	128.459	3.0	-1.3	-0.6
Building materials, paint, and hardware wholesaling.....	57	3101	03/09	129.041	127.150	130.947	129.198	128.459	3.0	-1.3	-0.6
Metals, minerals, and ores wholesaling.....			03/09	-	-	-	-	-	-	-	-
Metals, minerals, and ores wholesaling.....			03/09	-	-	-	-	-	-	-	-
Metals, minerals, and ores wholesaling.....			03/09	-	-	-	-	-	-	-	-
Chemicals and allied products wholesaling.....	57	5	03/09	-	-	-	-	-	-	-	-
Chemicals and allied products wholesaling.....	57	51	03/09	-	-	-	-	-	-	-	-
Chemicals and allied products wholesaling.....	57	5101	03/09	-	-	-	-	-	-	-	-
Paper and plastics products wholesaling.....			03/09	-	-	-	-	-	-	-	-
Paper and plastics products wholesaling.....			03/09	-	-	-	-	-	-	-	-
Paper and plastics products wholesaling.....			03/09	-	-	-	-	-	-	-	-
Apparel wholesaling.....			03/09	-	-	-	-	-	-	-	-
Apparel wholesaling.....			03/09	-	-	-	-	-	-	-	-
Apparel wholesaling.....			03/09	-	-	-	-	-	-	-	-
Food and alcohol wholesaling.....			06/09	-	-	-	-	-	-	-	-
Food and alcohol wholesaling.....			06/09	-	-	-	-	-	-	-	-
Food wholesaling.....			03/09	-	-	-	-	-	-	-	-
Alcohol wholesaling.....			02/09	-	-	-	-	-	-	-	-
Other commodities wholesaling.....			03/09	-	-	-	-	-	-	-	-
Other commodities wholesaling.....			03/09	-	-	-	-	-	-	-	-
Other commodities wholesaling.....			03/09	-	-	-	-	-	-	-	-
Food and alcohol retailing.....	58	1	03/09	175.362	177.020	177.114	178.666	179.511	0.1	0.9	0.5
Food and alcohol retailing.....	58	11	03/09	175.362	177.020	177.114	178.666	179.511	0.1	0.9	0.5
Food retailing.....	58	1102	09/15	142.438	143.695	143.647	144.068	144.371	0.0	0.3	0.2
Alcohol retailing.....			09/15	-	-	-	-	-	-	-	-
Health and beauty care retailing, including optical goods.....			03/09	-	-	-	-	-	-	-	-
Health and beauty care retailing, including optical goods.....			03/09	-	-	-	-	-	-	-	-
Health and beauty care retailing, including optical goods.....			03/09	-	-	-	-	-	-	-	-
Apparel, jewelry, footwear, and accessories retailing.....	58	3	06/09	125.791	132.041	129.438	131.140	131.433	-2.0	1.3	0.2
Apparel, jewelry, footwear, and accessories retailing.....	58	31	06/09	125.791	132.041	129.438	131.140	131.433	-2.0	1.3	0.2
Apparel, footwear, and accessories retailing.....	58	3101	03/09	119.907	126.873	125.178	126.033	125.984	-1.3	0.7	0.0
Jewelry retailing.....	58	3102	03/09	-	-	-	-	-	-	-	-

See footnotes at end of table.

Table 8. Producer price indexes and percentage changes for selected commodity and service groupings and individual items, seasonally adjusted — Continued
 [March 2024, Index base 1982=100, unless otherwise indicated]

Title	Commodity code		Other index base	Seasonally adjusted index ¹					Seasonally adjusted 1-month percent change ¹		
	Group code	Item code		Nov. 2023	Dec. 2023 ^P	Jan. 2024 ^P	Feb. 2024 ^P	Mar. 2024 ^P	Dec. to Jan. ^P	Jan. to Feb. ^P	Feb. to Mar. ^P
Computer hardware, software, and supplies retailing.....			03/09	-	-	-	-	-	-	-	-
Computer hardware, software, and supplies retailing.....			03/09	-	-	-	-	-	-	-	-
Computer hardware, software, and supplies retailing.....			03/09	-	-	-	-	-	-	-	-
TV, video, and photographic equipment and supplies retailing.....	58	5	03/09	59.682	55.652	57.509	55.620	51.911	3.3	-3.3	-6.7
TV, video, and photographic equipment and supplies retailing.....	58	51	03/09	59.682	55.652	57.509	55.620	51.911	3.3	-3.3	-6.7
TV, video, and photographic equipment and supplies retailing.....	58	5101	03/09	59.682	55.652	57.509	55.620	51.911	3.3	-3.3	-6.7
Automobiles and automobile parts retailing.....	58	6	06/09	153.456	148.318	137.804	135.111	130.322	-7.1	-2.0	-3.5
Automobiles and automobile parts retailing.....	58	61	06/09	153.456	148.318	137.804	135.111	130.322	-7.1	-2.0	-3.5
Automobile retailing (Partial).....	58	6101	03/09	156.408	148.051	132.604	130.170	123.188	-10.4	-1.8	-5.4
Automotive parts, including tires, retailing.....			03/09	-	-	-	-	-	-	-	-
RVs, trailers, and campers retailing.....			03/09	-	-	-	-	-	-	-	-
RVs, trailers, and campers retailing.....			03/09	-	-	-	-	-	-	-	-
RVs, trailers, and campers retailing.....			03/09	-	-	-	-	-	-	-	-
Sporting goods, including boats, retailing.....	58	9	03/09	116.547	121.483	127.336	124.319	124.294	4.8	-2.4	0.0
Sporting goods, including boats, retailing.....	58	91	03/09	116.547	121.483	127.336	124.319	124.294	4.8	-2.4	0.0
Sporting goods, including boats, retailing.....	58	9101	03/09	116.547	121.483	127.336	124.319	124.294	4.8	-2.4	0.0
Lawn, garden, and farm equipment and supplies retailing.....			03/09	-	-	-	-	-	-	-	-
Lawn, garden, and farm equipment and supplies retailing.....			03/09	-	-	-	-	-	-	-	-
Lawn, garden, and farm equipment and supplies retailing.....			03/09	-	-	-	-	-	-	-	-
Furniture retailing.....			03/09	-	-	-	-	-	-	-	-
Furniture retailing.....			03/09	-	-	-	-	-	-	-	-
Furniture retailing.....			03/09	-	-	-	-	-	-	-	-
Flooring and floor coverings retailing.....			03/09	-	-	-	-	-	-	-	-
Flooring and floor coverings retailing.....			03/09	-	-	-	-	-	-	-	-
Flooring and floor coverings retailing.....			03/09	-	-	-	-	-	-	-	-
Hardware and building materials and supplies retailing.....	58	D	03/09	179.584	178.280	176.041	173.166	170.776	-1.3	-1.6	-1.4
Hardware and building materials and supplies retailing.....	58	D1	03/09	179.584	178.280	176.041	173.166	170.776	-1.3	-1.6	-1.4
Hardware and building materials and supplies retailing.....	58	D101	03/09	179.584	178.280	176.041	173.166	170.776	-1.3	-1.6	-1.4
Major household appliance retailing.....	58	E	03/09	134.899	129.408	123.074	131.189	122.725	-4.9	6.6	-6.5
Major household appliance retailing.....	58	E1	03/09	134.899	129.408	123.074	131.189	122.725	-4.9	6.6	-6.5
Major household appliance retailing.....	58	E101	03/09	134.899	129.408	123.074	131.189	122.725	-4.9	6.6	-6.5
Fuels and lubricants retailing.....	58	F	06/09	275.875	288.289	266.047	264.332	271.016	-7.7	-0.6	2.5
Fuels and lubricants retailing.....	58	F1	06/09	275.875	288.289	266.047	264.332	271.016	-7.7	-0.6	2.5
Automotive fuels and lubricants retailing.....			03/09	-	-	-	-	-	-	-	-
Household fuels retailing.....	58	F102	03/09	162.438	180.667	176.723	167.758	175.914	-2.2	-5.1	4.9
Cleaning supplies and paper products retailing.....			03/09	-	-	-	-	-	-	-	-
Cleaning supplies and paper products retailing.....			03/09	-	-	-	-	-	-	-	-
Cleaning supplies and paper products retailing.....			03/09	-	-	-	-	-	-	-	-
Book retailing.....			03/09	-	-	-	-	-	-	-	-
Book retailing.....			03/09	-	-	-	-	-	-	-	-
Book retailing.....			03/09	-	-	-	-	-	-	-	-
Other merchandise retailing (partial).....	58	I	03/09	139.033	140.606	139.215	143.109	142.376	-1.0	2.8	-0.5
Other merchandise retailing (partial).....	58	I1	03/09	139.033	140.606	139.215	143.109	142.376	-1.0	2.8	-0.5
Other merchandise retailing (partial).....	58	I101	03/09	139.033	140.606	139.215	143.109	142.376	-1.0	2.8	-0.5
Metal treatment services.....			12/84	-	-	-	-	-	-	-	-
Metal treatment services.....			12/84	-	-	-	-	-	-	-	-
Metal plating and polishing.....	59	1101	12/84	-	-	-	-	-	-	-	-
Metal coating and allied services.....			12/84	-	-	-	-	-	-	-	-
Metal heat treating.....			06/85	-	-	-	-	-	-	-	-
Mining services.....	60	1	06/85	-	-	-	-	-	-	-	-
Mining services.....	60	11	06/85	-	-	-	-	-	-	-	-
Support activities for coal mining.....	60	1102	06/85	-	-	-	-	-	-	-	-
Drilling oil and gas wells services.....	60	1103	12/85	-	-	-	-	-	-	-	-
Support activities for oil and gas operations.....			12/85	-	-	-	-	-	-	-	-
Metal and nonmetallic minerals mining services.....			05/23	-	-	-	-	-	-	-	-
Contract work on textile products and apparel.....			06/10	-	-	-	-	-	-	-	-
Contract work on textile products and apparel.....			06/10	-	-	-	-	-	-	-	-
Contract work on textile products.....	61	1102	06/87	-	-	-	-	-	-	-	-
Contract work on apparel.....			06/87	-	-	-	-	-	-	-	-
Contract & commission receipts for tanning or finishing leather owned by others.....			06/11	-	-	-	-	-	-	-	-
Contract & commission receipts for tanning or finishing leather owned by others.....			06/11	-	-	-	-	-	-	-	-

See footnotes at end of table.

Table 8. Producer price indexes and percentage changes for selected commodity and service groupings and individual items, seasonally adjusted — Continued

[March 2024, Index base 1982=100, unless otherwise indicated]

Title	Commodity code		Other index base	Seasonally adjusted index ¹					Seasonally adjusted 1-month percent change ¹		
	Group code	Item code		Nov. 2023	Dec. 2023 ^p	Jan. 2024 ^p	Feb. 2024 ^p	Mar. 2024 ^p	Dec. to Jan. ^p	Jan. to Feb. ^p	Feb. to Mar. ^p
Contract and commission receipts for tanning or finishing leather owned by others.....			12/97	-	-	-	-	-	-	-	-
New nonresidential building construction.....			06/09	-	-	-	-	-	-	-	-
New nonresidential building construction.....			06/09	-	-	-	-	-	-	-	-
New warehouse building construction.....			12/04	-	-	-	-	-	-	-	-
New school building construction.....			12/05	-	-	-	-	-	-	-	-
New office building construction.....			06/06	-	-	-	-	-	-	-	-
New industrial building construction.....			06/07	-	-	-	-	-	-	-	-
New health care building construction.....			06/12	-	-	-	-	-	-	-	-
Maintenance and repair of nonresidential buildings (partial).....	80	2	04/09	-	-	-	-	-	-	-	-
Maintenance and repair of nonresidential buildings (partial).....	80	21	04/09	-	-	-	-	-	-	-	-
Maintenance and repair of nonresidential buildings (partial).....	80	2101	04/09	-	-	-	-	-	-	-	-

¹ All indexes are subject to revision for 4 months after their originally scheduled publication to incorporate late reports and corrections by survey respondents. In addition, seasonally adjusted indexes are subject to change for up to 5 years due to the recalculation of seasonal factors published each January.

² Due to incomplete coverage of the services sector, some services indexes in this table reflect only a portion of their wherever-provided output. These indexes are flagged using the term "partial" at the end of their titles. For more information regarding wherever-provided services indexes, go to <https://www.bls.gov/ppi/wepnotice.htm>. This webpage includes methodology documentation, a table identifying missing coverage areas for those indexes with incomplete coverage, and a concordance table between wherever-provided services indexes and Census product codes.

p Preliminary

"-" Seasonal tests did not indicate the presence of seasonality.

Table 9. Producer price indexes for commodity and service groupings and individual items, not seasonally adjusted

[March 2024, Index base 1982=100, unless otherwise indicated]

Title	Commodity code		Other index base	Unadjusted index ¹				
	Group code	Item code		Nov. 2023	Dec. 2023 ^P	Jan. 2024 ^P	Feb. 2024 ^P	Mar. 2024 ^P
Goods								
All commodities.....	00	000000		252.856	249.849	251.250	254.951	255.140
Industrial commodities.....	IND	THRU15		253.969	250.550	252.510	256.254	255.656
Farm products, processed foods and feeds.....	PFF	PLUS02		245.267	244.103	243.029	246.496	250.159
Farm products.....	01	—		217.533	212.943	212.207	219.517	223.746
Fruits & melons, fresh/dry vegs. & nuts.....	01	1		239.574	233.615	246.188	240.044	249.504
Fresh fruits and melons.....	01	11		182.544	181.439	188.072	164.216	151.281
Citrus fruits.....	01	1101		377.687	337.569	349.027	342.678	321.480
Grapefruits.....	01	110101		747.194	742.185	723.820	696.146	673.219
Lemons.....	01	110104		379.614	353.384	298.016	269.086	284.073
Valencia oranges.....	01	110105		—	—	306.940	276.105	268.499
Navel oranges.....	01	110106		286.383	243.811	236.098	250.204	235.417
Tangerines.....	01	110108	12/91	459.774	405.399	466.559	507.545	357.621
Other fruits and berries.....	01	1102		163.458	165.530	171.922	146.070	133.510
Avocados.....	01	110205	12/91	271.264	260.192	—	—	—
Kiwifruit.....	01	110206	12/91	—	316.622	313.600	303.413	303.413
Granny Smith apples.....	01	110208	12/91	166.822	152.964	146.331	139.952	131.625
Golden delicious apples.....	01	110211	12/91	184.273	161.258	156.370	163.276	158.995
Red delicious apples.....	01	110215		252.687	238.659	227.886	227.556	225.801
McIntosh apples.....	01	110216		249.024	242.771	242.442	241.699	241.857
Gala apples.....	01	110220	03/15	88.871	88.215	88.876	88.255	97.009
Pears.....	01	110221		137.630	136.521	123.376	122.322	132.190
Strawberries.....	01	110222		209.549	219.080	245.358	145.397	98.972
Grapes.....	01	110228		162.423	166.386	166.386	174.396	174.396
Table grapes.....	01	1102281	12/11	211.268	228.051	—	—	—
Raisin grapes.....	01	1102282	08/16	129.681	129.681	129.681	119.667	119.667
Wine grapes.....	01	1102283	12/11	116.074	116.074	116.074	124.028	124.028
Juice grapes.....	01	1102284	01/16	200.445	200.445	200.445	200.445	200.445
Fuji apples.....	01	110229	03/15	144.990	121.829	124.210	115.252	111.848
Empire apples.....	01	110230	10/15	134.344	126.820	124.464	124.464	124.464
Fresh and dry vegetables.....	01	13		276.548	261.138	286.219	311.799	359.466
Dry vegetables.....	01	1301		242.519	245.525	244.071	244.884	246.091
Dry beans.....	01	13011	09/15	165.847	166.081	166.994	167.923	165.858
Dry pinto beans.....	01	130110	12/91	424.453	424.453	429.603	429.603	429.603
Dry great northern beans.....	01	130111	12/91	460.952	460.952	460.952	460.952	460.952
Dry pea beans.....	01	130113		203.098	203.497	203.098	203.098	202.700
Dry kidney beans.....	01	130114	12/11	105.729	105.729	105.729	105.885	103.212
Dry small red beans.....	01	130115	12/11	86.344	87.225	86.344	87.225	77.533
Dry garbanzo beans.....	01	130116	12/11	87.379	87.379	87.379	89.564	89.440
Dry black beans.....	01	130117	09/15	185.875	187.102	187.707	189.081	178.546
Dry peas and lentils.....	01	13012	09/15	145.824	149.932	146.649	146.667	151.041
Dry peas.....	01	130120	12/91	311.474	307.021	309.128	293.261	298.932
Dry lentils.....	01	130121	12/91	382.802	420.568	393.347	425.841	444.818
Fresh vegetables, except potatoes.....	01	1302		309.693	289.306	335.307	377.806	446.060
Cabbage.....	01	130211		374.043	373.952	279.924	290.077	268.915
Carrots.....	01	130212		311.009	311.009	311.009	311.009	291.942
Celery.....	01	130213		393.830	367.428	343.774	232.196	217.979
Sweet corn.....	01	130214		307.676	325.349	371.180	525.949	261.826
Lettuce.....	01	130215		326.249	219.799	257.282	294.939	722.050
Dry onions.....	01	130216		188.015	248.695	307.918	415.979	414.215
Tomatoes.....	01	130217		270.164	334.537	465.147	462.419	560.315
Snap beans.....	01	130218		581.955	502.630	585.561	394.460	156.486
Broccoli.....	01	130222	12/91	335.623	203.965	232.313	189.736	206.559
Cauliflower.....	01	130223	12/91	87.720	84.520	65.292	68.193	85.348
Spinach.....	01	130224	12/91	348.778	—	482.923	561.832	445.836
Greens.....	01	130225	12/91	238.802	247.581	242.809	244.412	250.509
Endive.....	01	130226	12/91	773.251	—	976.738	1,383.712	1,408.583
Green peppers.....	01	130228	12/91	431.231	346.574	529.351	693.727	483.600
Eggplant.....	01	130229	12/91	376.369	451.724	—	—	—
Squash.....	01	130231	12/91	208.261	397.728	459.084	—	179.382
Beets.....	01	130232	12/91	131.765	134.201	142.616	143.945	133.758
Cucumbers.....	01	130234	12/91	232.808	334.170	—	—	—
Artichokes.....	01	130235	12/11	274.604	275.839	167.500	157.865	126.477
Sweet potatoes.....	01	1303		171.481	174.747	172.119	168.056	171.636
Sweet potatoes.....	01	130301	12/91	110.868	112.980	111.281	108.654	110.969
Potatoes.....	01	1306	12/11	105.961	99.845	94.505	93.836	103.974

See footnotes at end of table.

Table 9. Producer price indexes for commodity and service groupings and individual items, not seasonally adjusted — Continued
 [March 2024, Index base 1982=100, unless otherwise indicated]

Title	Commodity code		Other index base	Unadjusted index ¹				
	Group code	Item code		Nov. 2023	Dec. 2023 ^P	Jan. 2024 ^P	Feb. 2024 ^P	Mar. 2024 ^P
Round white potatoes.....	01	130602	12/91	—	—	—	—	267.594
Russet potatoes.....	01	130603	12/91	179.185	167.515	156.271	153.570	144.573
Round red potatoes.....	01	130604	12/91	194.955	194.955	202.567	214.606	226.778
Round yellow potatoes.....	01	130605	09/15	114.015	114.015	121.141	128.267	—
Tree nuts.....	01	19		1,243.812	1,243.812	1,243.812	1,217.621	1,243.812
Tree nuts.....	01	1901		1,243.812	1,243.812	1,243.812	1,217.621	1,243.812
Pecans.....	01	190101		732.203	732.203	732.203	732.203	732.203
Almonds.....	01	190102	12/91	357.337	357.337	357.337	346.280	357.337
Filberts.....	01	190103	12/91	278.766	278.766	278.766	278.766	278.766
Walnuts.....	01	190104	12/91	186.550	186.550	186.550	186.550	186.550
Macadamias.....	01	190105	12/91	371.076	371.076	371.076	371.076	371.076
Pistachios.....	01	190106	12/91	214.334	214.334	214.334	214.334	214.334
Grains.....	01	2		189.425	190.574	183.340	174.039	174.925
Wheat.....	01	21		182.744	187.192	181.095	171.760	167.480
Wheat.....	01	2101		182.744	187.192	181.095	171.760	167.480
Hard red winter wheat.....	01	210101		172.860	178.354	169.932	160.709	163.151
Hard red spring wheat.....	01	210102		225.932	224.352	217.736	206.732	—
Soft white wheat.....	01	210103		154.902	154.902	148.017	142.957	129.010
Soft red winter wheat.....	01	210104		169.589	181.319	180.330	175.087	160.696
Hard amber durum wheat.....	01	210105	12/84	304.114	298.767	323.647	269.937	248.781
Other grains.....	01	22		193.117	193.591	185.073	175.626	177.680
Barley.....	01	2201		224.780	200.566	200.566	184.846	161.373
Barley.....	01	220101		224.780	200.566	200.566	184.846	161.373
Corn.....	01	2202		188.152	189.156	180.566	171.503	173.950
Corn.....	01	220205		188.152	189.156	180.566	171.503	173.950
Oats.....	01	2203		269.702	266.195	281.752	271.645	258.629
Oats.....	01	220311		269.702	266.195	281.752	271.645	258.629
Sorghum.....	01	2205	12/91	222.950	217.169	211.204	197.589	198.071
Sorghum.....	01	220501	12/91	222.950	217.169	211.204	197.589	198.071
Rough rice.....	01	23	12/91	135.524	136.992	143.346	137.110	135.804
Rough rice.....	01	2301	12/91	135.524	136.992	143.346	137.110	135.804
Rough rice.....	01	230103	12/04	230.432	232.928	243.731	233.129	230.907
Long grain rough rice.....	01	2301031	09/15	143.119	144.037	146.789	149.541	147.479
Medium/short grain rough rice.....	01	2301032	09/15	161.146	164.331	180.892	152.229	152.229
Livestock.....	01	3		221.880	214.057	212.764	240.021	254.732
Slaughter cattle.....	01	31		261.768	253.100	256.320	272.532	289.331
Slaughter steers and heifers.....	01	3101		270.922	257.477	263.356	274.385	284.622
Slaughter steers and heifers.....	01	310199	12/91	256.710	243.970	249.541	259.991	269.691
Slaughter cows and bulls.....	01	3102		203.372	211.284	205.367	238.612	277.020
Slaughter cows and bulls.....	01	310299	12/91	182.893	190.009	184.687	214.584	249.125
Slaughter vealers.....	01	3103		101.444	101.498	101.279	101.412	102.085
Slaughter vealers.....	01	310399	12/91	87.637	87.685	87.495	87.610	88.192
Slaughter hogs.....	01	32		83.150	63.564	58.689	87.222	99.067
Slaughter barrows and gilts.....	01	3201		81.528	62.180	57.882	86.306	97.701
Slaughter barrows and gilts.....	01	320199	12/91	123.264	94.012	87.513	130.489	147.718
Slaughter sows.....	01	3202		132.660	107.470	79.459	106.154	134.245
Slaughter sows.....	01	320299	12/91	230.349	186.610	137.972	184.325	233.103
Slaughter lambs.....	01	33		402.919	356.446	434.906	441.986	494.484
Slaughter lambs.....	01	3301		402.919	356.446	434.906	441.986	494.484
Slaughter lambs.....	01	330199	12/91	464.683	411.086	501.573	509.738	570.284
Feeder and replacement cattle.....	01	34	09/21	159.747	166.563	165.272	181.761	187.747
Feeder and replacement cattle.....	01	3401	09/21	159.747	166.563	165.272	181.761	187.747
Feeder and replacement cattle.....	01	340199	09/21	159.747	166.563	165.272	181.761	187.747
Slaughter poultry.....	01	4		303.406	334.627	347.383	334.214	340.200
Slaughter chickens.....	01	41		317.453	358.243	368.106	357.160	364.184
Broilers and other meat type chickens.....	01	4102		321.870	363.228	373.228	362.130	369.251
Slaughter chickens.....	01	410299	12/91	309.947	349.773	359.402	348.715	355.573
Slaughter turkeys.....	01	42		243.196	231.980	261.015	234.815	236.606
Slaughter turkeys.....	01	4201		243.196	231.980	261.015	234.815	236.606
Slaughter turkeys.....	01	420199	12/91	221.312	211.106	237.527	213.685	215.315
Slaughter ducks.....	01	43	12/91	299.376	299.376	299.376	299.376	299.376
Slaughter ducks.....	01	4301	12/91	299.376	299.376	299.376	299.376	299.376
Slaughter ducks.....	01	430199	12/91	299.376	299.376	299.376	299.376	299.376
Raw cotton.....	01	5		123.012	127.476	126.998	143.081	144.937

See footnotes at end of table.

Table 9. Producer price indexes for commodity and service groupings and individual items, not seasonally adjusted — Continued

[March 2024, Index base 1982=100, unless otherwise indicated]

Title	Commodity code		Other index base	Unadjusted index ¹				
	Group code	Item code		Nov. 2023	Dec. 2023 ^P	Jan. 2024 ^P	Feb. 2024 ^P	Mar. 2024 ^P
Raw cotton.....	01	51		121.756	126.176	125.702	141.621	143.458
Raw cotton.....	01	5101		121.756	126.176	125.702	141.621	143.458
Raw cotton.....	01	510101		121.756	126.176	125.702	141.621	143.458
Upland cotton.....	01	5101011	09/15	121.668	126.422	125.911	143.234	145.489
Pima cotton.....	01	5101012	09/15	116.574	116.685	116.685	114.676	111.328
Raw milk.....	01	6		165.550	157.158	153.343	157.158	164.234
Raw milk.....	01	61		166.219	157.793	153.963	157.793	164.898
Raw milk.....	01	6101		166.219	157.793	153.963	157.793	164.898
Raw milk.....	01	610102		166.219	157.793	153.963	157.793	164.898
Chicken eggs.....	01	7		321.527	275.247	298.893	459.694	353.138
Chicken eggs.....	01	71		321.527	275.247	298.893	459.694	353.138
Eggs for fresh use.....	01	7107	12/91	281.032	223.300	255.938	396.787	278.351
Eggs, jumbo.....	01	710701	12/84	307.590	240.319	274.561	431.007	297.732
Eggs, extra large.....	01	710702	12/84	319.760	253.432	292.282	457.299	315.434
Eggs, large.....	01	710703		340.879	267.769	310.402	503.376	337.860
Eggs, medium.....	01	710704	12/84	322.684	267.020	290.661	361.382	319.334
Eggs, small.....	01	710705	12/84	199.625	213.454	227.282	231.891	231.891
Breaker stock and checks and undergrades.....	01	7108	12/91	271.794	271.794	264.682	399.933	367.132
Breaker stock.....	01	710801	12/91	264.388	264.388	256.682	388.480	356.294
Checks and undergrades.....	01	710802	12/91	353.327	353.327	351.926	525.439	485.565
Hay, hayseeds, and oilseeds.....	01	8		279.853	263.207	251.399	238.850	240.943
Hay and hayseeds.....	01	81		411.350	339.202	332.410	321.049	328.183
Hay and hayseeds.....	01	8101		411.350	339.202	332.410	321.049	328.183
Alfalfa hay.....	01	810101		363.298	328.424	278.727	325.703	340.233
All other hay.....	01	810102	09/15	161.444	121.696	136.348	109.296	108.834
Oilseeds.....	01	83		251.810	241.385	229.752	217.784	219.279
Oilseeds.....	01	8301		251.810	241.385	229.752	217.784	219.279
Peanuts.....	01	830111		142.012	121.405	133.055	99.497	131.365
Cottonseed.....	01	830121		235.177	236.063	301.955	287.686	210.410
Soybeans.....	01	830131		232.579	223.436	209.431	199.841	201.188
Flaxseed.....	01	830151	12/91	279.513	-	283.296	263.104	263.104
Sunflower.....	01	830161	12/91	254.406	247.107	-	209.150	209.150
Canola.....	01	830171	12/11	109.653	102.423	96.281	92.057	96.424
Miscellaneous oil crops.....	01	830181	09/15	170.534	169.625	172.799	173.745	173.745
Processed foods and feeds.....	02	-		259.459	259.988	258.745	260.316	263.705
Cereal and bakery products.....	02	1		330.105	330.114	329.422	328.361	327.545
Bakery products.....	02	11		359.112	359.236	359.501	361.746	362.179
Bread (white, wheat, rye, etc.), including frozen.....	02	1102	06/06	177.949	178.246	177.883	178.320	178.719
Bread (white, wheat, rye, etc.), including frozen.....	02	110201	06/06	177.949	178.246	177.883	178.320	178.719
White pan bread.....	02	11020111	12/11	144.334	144.648	144.278	144.878	144.807
White hearth bread (French, Italian, etc.).....	02	11020112	12/11	146.263	146.273	146.406	147.207	147.236
Dark wheat breads (whole wheat, cracked wheat, multigrain, etc.).....	02	11020113	12/11	142.796	143.000	143.181	143.166	144.002
Other variety breads (rye, unleavened, raisin, potato, self-rising, salt-free, canned, etc.).....	02	11020114	12/11	131.428	131.674	130.919	130.882	131.593
Rolls (bread-type), muffins, bagels, and croissants.....	02	1105		372.334	371.702	371.854	373.054	372.792
Rolls (bread-type), muffins, bagels, and croissants.....	02	110505	06/06	181.652	181.344	181.418	182.003	181.875
Rolls, hamburger and wiener.....	02	11050501	12/11	132.620	132.643	132.625	133.229	133.024
All other rolls, bread-type (incl. muffins, bagels, and croissants).....	02	11050502	12/11	152.172	151.677	151.807	152.129	152.128
Other sweet goods, excluding frozen.....	02	1107		391.163	391.413	391.408	389.581	391.818
Other sweet goods, excluding frozen.....	02	110703	06/99	243.181	243.336	243.333	242.197	243.588
Soft cakes, excluding frozen.....	02	1108		437.601	438.398	440.803	435.850	437.177
Soft cakes, excluding frozen.....	02	110803	06/99	224.456	224.864	226.098	223.557	224.238
Pies (fruit, cream, and custard), excluding frozen.....	02	1109		479.816	480.733	481.649	470.588	473.537
Pies (fruit, cream, and custard), excluding frozen.....	02	110903	06/99	241.588	242.049	242.511	236.942	238.426
Cookies, crackers, and related products.....	02	1121		268.977	268.977	269.036	276.582	276.582
Cookies, wafers, and ice cream cones and cups (excluding frozen).....	02	112103	06/83	268.094	268.094	268.140	279.718	279.718
Crackers, biscuits, and related products.....	02	112104	06/83	251.351	251.351	251.430	251.430	251.430
Saltines and all other crackers, cracker meal and crumbs, and biscuits.....	02	1121042	12/11	101.631	101.631	101.663	101.663	101.663
Retail bakery products, excluding retail trade.....	02	1130	06/14	163.207	163.479	164.705	165.223	165.223
Retail bakery products, excluding retail trade.....	02	113001	06/14	163.207	163.479	164.705	165.223	165.223
Flour and flour base mixes and doughs.....	02	12		262.779	264.332	263.484	263.404	260.277
Wheat flour.....	02	1203		262.196	266.239	263.512	262.056	255.473
Wheat flour.....	02	120301	06/83	255.978	259.925	257.264	255.841	249.415
Flour base mixes and doughs.....	02	1204		258.635	258.847	259.005	259.657	258.417
Flour base mixes and doughs.....	02	120401	06/83	271.768	271.991	272.157	272.841	271.538

See footnotes at end of table.

Table 9. Producer price indexes for commodity and service groupings and individual items, not seasonally adjusted — Continued

[March 2024, Index base 1982=100, unless otherwise indicated]

Title	Commodity code		Other index base	Unadjusted index ¹				
	Group code	Item code		Nov. 2023	Dec. 2023 ^P	Jan. 2024 ^P	Feb. 2024 ^P	Mar. 2024 ^P
Prepared flour mixes, including refrigerated and frozen doughs and batters, made in flour mills.....	02	1204011	12/11	134.025	134.025	133.755	133.707	133.707
Flour mixes, excluding cake mixes, made from purchased flour.....	02	1204013	12/11	139.833	139.976	140.137	140.597	139.762
Milled rice and byproducts.....	02	13		280.940	280.752	278.490	278.687	276.297
Head rice.....	02	1301		304.428	307.833	306.495	306.160	299.519
Head rice.....	02	130106	06/03	294.787	298.083	296.788	296.463	290.033
Head rice not packaged with other ingredients.....	02	1301066	12/11	133.929	135.394	134.641	133.999	131.093
Milled rice (incl second heads, screenings, brewers, bran, sharps, rice flour, and byproducts).....	02	1302	06/84	160.537	158.013	155.975	156.459	157.832
Milled rice (incl second heads, screenings, brewers, bran, sharps, rice flour, and byproducts).....	02	130201	06/84	160.537	158.013	155.975	156.459	157.832
Cereal and pasta products.....	02	14		311.283	309.745	307.794	299.553	298.852
Dry macaroni, spaghetti, and egg noodle products, made from purchased flour.....	02	1402	06/85	284.768	284.768	279.518	277.970	277.970
Dry macaroni, spaghetti, and egg noodle products, made from purchased flour.....	02	140203	12/02	234.355	234.355	230.034	228.761	228.761
Dry macaroni, spaghetti, and egg noodle products, made from purchased flour.....	02	14020303	06/09	157.935	157.935	155.023	154.165	154.165
Cereal and mill products, other than flour.....	02	1409	06/85	293.346	291.587	290.509	281.435	280.635
Manufactured starch, made by wet milling.....	02	140907	06/85	370.101	372.321	374.393	338.557	340.363
Wheat mill products, corn mill products, and other grain mill products except flour.....	02	140908	06/98	240.783	235.176	231.451	221.630	218.756
Wheat mill products, except flour.....	02	1409081	12/09	138.043	133.400	129.574	117.291	112.032
Corn mill products.....	02	1409082	12/09	154.787	151.634	148.973	146.694	146.227
Other grain mill products.....	02	1409083	12/09	161.402	158.906	159.914	154.347	155.009
Breakfast cereal.....	02	140909	12/11	138.218	138.218	138.218	138.218	138.218
Meats, poultry, and fish.....	02	2		226.725	231.828	228.430	230.527	241.577
Meats.....	02	21		236.693	244.406	236.073	237.718	243.343
Beef and veal products, fresh or frozen.....	02	2101		299.249	297.749	289.176	297.162	304.899
Beef, fresh/frozen variety meats, not canned or made into sausage, made in slaughtering plants.....	02	210126	06/08	242.030	238.945	242.394	249.344	256.240
Beef, fresh/frozen whole/half carcass, not canned or made into sausage, misp.....	02	210131	06/08	191.194	178.847	188.474	199.206	201.089
Beef, fresh/frozen, primal and subprimal cuts, made in slaughtering plants.....	02	210133	12/95	260.017	260.527	249.730	255.877	263.026
Lamb/mutton, fresh or frozen, not canned or made into sausage, made in slaughtering plants.....	02	2103		481.347	482.516	482.887	492.286	498.250
Lamb/mutton, fresh or frozen, not canned or made into sausage, made in slaughtering plants.....	02	210321	12/88	385.011	385.946	386.242	393.761	398.531
Pork products, fresh, frozen, or processed, except sausage.....	02	2104		159.450	187.160	177.781	171.243	173.886
Pork, fresh/frozen, unprocessed, all cuts, except sausage, made in slaughtering plants.....	02	210444	06/01	100.343	136.574	126.825	120.597	119.832
Pork, processed or cured, not canned or made into sausage.....	02	210447	06/01	175.699	171.584	168.341	165.036	172.425
Pork, processed or cured, not canned or made into sausage, made in slaughtering plants.....	02	2104471	06/08	194.217	198.442	194.792	182.882	200.537
Pork, processed or cured, not canned or made into sausage, mfpc.....	02	2104472	06/08	152.372	146.395	143.601	143.001	146.805
Pork, sweet-pickled, dry-cured, or dry salt, not canned or made into sausage, mfpc.....	02	21044721	09/16	126.508	126.675	126.946	125.890	125.845
Smoked hams and picnics, excluding canned, made from purchased carcasses.....	02	21044722	12/11	141.254	143.584	141.412	133.791	127.426
Smoked slab bacon, made from purchased carcasses.....	02	21044723	09/16	127.711	119.782	115.662	113.856	117.654
Smoked sliced bacon, made from purchased carcasses.....	02	21044724	12/11	119.355	114.862	110.816	114.548	124.930
Other smoked pork, not canned or made into sausage, made from purchased carcasses.....	02	21044725	12/11	124.331	123.670	124.121	122.534	124.030
Boiled ham, barbecue pork, and other cooked pork, excluding canned meats and sausage, mfpc.....	02	21044726	12/11	127.815	104.128	104.159	104.158	104.164
Other meats, fresh, frozen, or canned.....	02	2105		225.136	220.925	214.779	216.960	222.626
Fresh/processed sausage, deli & cooked meats, etc.....	02	210503	06/01	207.524	207.077	202.651	199.665	205.322
Fresh and processed sausage, deli, and cooked meats, made in slaughtering plants.....	02	2105031	06/08	225.938	228.423	222.340	218.040	220.162
Fresh and processed sausage, deli, and cooked meats, mfpc.....	02	2105032	06/08	177.259	176.569	172.920	170.478	175.729
Fresh sausage (pork sausage, breakfast links, etc.), excluding canned, mfpc.....	02	21050321	12/11	151.490	154.363	146.544	147.773	154.721
Dry or semidry sausage (salami, cervelat, pepperoni, summer sausage, pork roll, etc), mfpc.....	02	21050322	12/11	142.137	137.450	136.324	130.396	136.232
Frankfurters, including wieners, excluding canned, made from purchased carcasses.....	02	21050323	12/11	142.901	142.303	141.341	140.419	141.377
Other sausage (smoked or cooked) & jellied goods & similar preparations, excluding canned, mfpc.....	02	21050324	12/11	143.214	144.362	143.970	142.752	143.153
Boxed meat (beef, pork, lamb, etc.), made from purchased carcasses.....	02	210504	06/08	141.032	137.549	134.382	136.185	139.850
Canned meats, excluding dog, cat, and baby food.....	02	210579	12/88	278.015	279.858	282.087	288.256	281.711
Frozen ground meat patties and other processed, frozen, or cooked meats, mfpc.....	02	210586	12/01	163.474	157.628	151.127	156.042	160.847
Processed poultry.....	02	22		166.078	167.103	168.859	174.101	193.539

See footnotes at end of table.

Table 9. Producer price indexes for commodity and service groupings and individual items, not seasonally adjusted — Continued

[March 2024, Index base 1982=100, unless otherwise indicated]

Title	Commodity code		Other index base	Unadjusted index ¹				
	Group code	Item code		Nov. 2023	Dec. 2023 ^P	Jan. 2024 ^P	Feb. 2024 ^P	Mar. 2024 ^P
Young chickens, including bulk, chilled, frozen, whole, and in parts.	02	2203		187.521	192.879	196.640	203.535	233.840
Young chickens, including bulk, chilled, frozen, whole, and in parts.	02	220333	12/90	185.249	190.543	194.258	201.069	231.007
Turkeys, including frozen, whole, and in parts.	02	2206		172.102	167.469	174.644	166.868	167.085
Turkeys, including frozen, whole, and in parts.	02	220611	12/90	170.822	166.223	173.346	165.627	165.842
Canned, cooked, smoked or prepared poultry.	02	2208		130.002	126.778	124.359	132.898	146.706
Canned, cooked, smoked or prepared poultry.	02	220811	12/90	106.827	104.178	102.190	109.207	120.553
Chicken hens and other poultry/small game.	02	2209	12/90	113.121	114.281	113.978	112.224	112.224
Other poultry/small game (duck, goose, rabbit, etc.).	02	220911	12/90	305.582	315.336	312.792	298.040	298.040
Unprocessed and prepared seafood.	02	23		408.657	407.527	430.749	414.524	423.712
Unprocessed finfish.	02	2301		602.738	609.607	893.738	550.816	584.955
Haddock.	02	230101		171.108	196.501	291.964	183.861	240.059
Halibut.	02	230102		777.151	581.636	1,240.777	708.986	1,179.948
Flounder.	02	230131	12/91	138.713	147.173	221.929	140.403	201.816
Cod.	02	230132	12/91	98.139	98.671	113.265	83.711	87.437
Pollock.	02	230133	12/91	298.345	310.500	262.451	235.425	202.043
Tuna.	02	230136	01/16	75.835	72.128	92.560	73.364	81.267
Other finfish.	02	230199	12/91	430.773	445.110	926.308	442.064	476.570
Unprocessed shellfish.	02	2305	12/91	266.705	269.525	287.502	302.945	321.102
Shrimp.	02	230501	12/91	85.663	76.783	76.972	77.046	77.042
Lobsters.	02	230503	12/91	190.464	214.203	257.123	313.726	364.339
Clams.	02	230504	12/91	270.215	266.205	272.090	266.585	266.585
Oysters.	02	230505	01/16	138.725	135.938	135.938	118.772	118.772
Sea scallops.	02	230506	01/16	114.569	114.569	116.124	115.176	113.957
Mussels.	02	230507	01/16	134.483	134.483	134.483	134.483	134.483
Prepared fresh and frozen seafood.	02	2306	12/11	127.819	126.745	126.987	127.790	129.409
Prepared fresh fish/seafood, inc. surimi/surimi-based products.	02	230601	12/11	139.002	137.103	138.339	139.305	138.819
Prepared frozen fish.	02	230602	12/11	115.325	113.734	113.440	114.441	115.899
Prepared frozen shellfish.	02	230603	12/11	118.928	119.780	120.773	121.045	120.913
Other prepared fresh and frozen seafood.	02	230604	12/11	148.401	148.571	147.943	148.316	155.865
Dairy products.	02	3		230.250	226.952	224.047	226.303	228.290
Fluid milk products.	02	31		298.310	293.294	288.185	288.423	293.181
Packaged fluid milk and related products.	02	3103	12/82	293.827	294.362	289.486	286.991	293.017
Fluid whole milk.	02	310301		274.582	274.885	267.622	264.462	270.209
Reduced fat and lowfat milk (1/2-2).	02	310302	12/82	299.688	303.476	299.815	296.579	304.515
Fat free or skim milk.	02	310303	12/82	295.137	302.459	306.857	302.893	307.560
Other fluid milk related products, packaged, incl. cartons, bottles, cans, and dispenser cans.	02	310304	12/82	329.966	323.222	316.618	316.904	321.359
Cottage cheese.	02	3104	12/82	313.198	313.065	313.148	313.639	314.770
Cottage cheese.	02	310401	12/82	313.198	313.065	313.148	313.639	314.770
Other milk products.	02	3105	12/82	243.292	243.842	243.416	243.197	244.039
Other milk products.	02	310501	12/82	243.292	243.842	243.416	243.197	244.039
Yogurt, excluding frozen.	02	3105011	12/11	121.124	121.144	121.250	121.154	121.166
Other packaged milk products.	02	3105012	12/11	146.827	147.654	146.776	146.620	147.922
Bulk fluid milk and cream.	02	3106	12/91	256.979	234.931	224.530	230.663	236.682
Bulk fluid milk and cream.	02	310601	12/91	256.979	234.931	224.530	230.663	236.682
Butter.	02	32		198.511	185.398	186.895	195.698	203.108
Butter.	02	3201		198.511	185.398	186.895	195.698	203.108
Butter.	02	320114	06/84	198.123	185.035	186.530	195.315	202.711
Natural, processed, and imitation cheese.	02	33		182.773	179.941	176.132	178.433	177.833
Natural cheese, except cottage cheese.	02	3302		173.433	170.588	167.325	169.135	168.419
Natural cheese, except cottage cheese.	02	330212	06/88	190.233	187.113	183.534	185.519	184.734
Natural cheese, except lowfat, shipped in consumer packages or containers (3 lbs or less).	02	3302121	12/07	132.882	132.869	132.076	132.184	132.162
Natural cheese, except lowfat, shipped in packages or containers (more than 3 lbs) or bulk.	02	3302122	12/07	91.832	89.422	86.667	88.455	87.253
Lowfat natural cheese, except cottage cheese, shipped in consumer packages (3 lbs. or less).	02	3302123	06/10	120.925	120.907	121.015	121.094	121.025
Lowfat natural cheese, except cottage cheese, shipped in packages (more than 3 lbs.) or in bulk.	02	3302124	06/10	123.902	117.125	111.781	114.931	115.217
Processed cheese and related products.	02	3303		185.148	182.305	174.853	178.646	178.538
Process cheese and related products.	02	330312	06/88	196.795	193.774	185.853	189.884	189.770
Process cheese, shipped in consumer packages or containers (3 lbs. or less).	02	3303121	06/10	125.783	124.624	121.323	124.100	124.292
All other process cheese and related products.	02	3303122	06/10	141.500	138.621	131.314	134.030	133.705
Process cheese shipped in packages or containers (more than 3 lbs.) or in bulk.	02	33031221	06/10	139.877	137.786	130.877	127.563	128.006
Cheese food, spread, and other related products.	02	33031225	12/11	113.075	110.167	104.075	111.063	110.190
Cheese substitutes and imitations.	02	3304	06/88	343.697	-	-	-	-
Cheese substitutes and imitations.	02	330401	06/88	343.697	-	-	-	-

See footnotes at end of table.

Table 9. Producer price indexes for commodity and service groupings and individual items, not seasonally adjusted — Continued

[March 2024, Index base 1982=100, unless otherwise indicated]

Title	Commodity code		Other index base	Unadjusted index ¹				
	Group code	Item code		Nov. 2023	Dec. 2023 ^P	Jan. 2024 ^P	Feb. 2024 ^P	Mar. 2024 ^P
Raw liquid whey.....	02	3307	12/04	205.009	216.246	247.912	264.987	269.319
Raw liquid whey.....	02	330701	12/04	205.009	216.246	247.912	264.987	269.319
Ice cream and frozen desserts.....	02	34		285.622	286.210	286.463	286.847	286.625
Ice cream and frozen desserts.....	02	3402	06/83	281.776	282.356	282.606	282.984	282.766
Ice cream and frozen desserts.....	02	340201	06/83	281.776	282.356	282.606	282.984	282.766
Ice cream, excl. lowfat and nonfat (incl. custards), shipped in bulk (containers 3 gal or more).....	02	3402011	12/11	136.778	137.275	136.725	136.327	137.668
Ice cream, incl. custards (excl. lowfat and nonfat) shipped in sizes less than 3 gallons.....	02	3402012	12/11	129.551	129.936	130.283	130.298	129.976
Ice cream, including custards (excluding lowfat and nonfat), novelty forms.....	02	3402013	12/11	137.962	137.817	137.693	138.268	138.513
Ice cream, including custards, lowfat and nonfat.....	02	3402014	12/11	119.987	120.409	120.413	120.478	119.783
Frozen desserts containing fats other than butterfat (incl. soy, rice, almond, oats, etc.).....	02	3402016	12/22	105.393	105.291	105.282	105.291	106.765
Other frozen desserts (yogurt, sherbet, water ices, mellorine, frozen pudding, gelato, etc.).....	02	3402019	12/11	140.919	141.498	141.276	141.804	141.519
Dry, condensed, and evaporated milk products.....	02	35		169.193	170.062	171.059	173.862	176.740
Dry milk products, including feed grade.....	02	3502	12/83	141.542	142.969	144.607	148.286	150.108
Dry milk products, including feed grade.....	02	350201	12/83	141.542	142.969	144.607	148.286	150.108
Liquid milk products.....	02	3503	12/83	209.516	209.178	210.258	210.320	217.513
Consumer-type canned milk products.....	02	350301	12/83	282.465	281.933	279.107	278.854	279.983
Bulk liquid milk products, including feed grade.....	02	350303	12/83	119.475	119.363	124.583	124.979	138.294
Ice cream mixes and related products.....	02	3505	06/02	173.220	170.953	166.135	164.162	166.063
Ice cream mixes and related products.....	02	350502	06/02	173.220	170.953	166.135	164.162	166.063
Processed fruits and vegetables.....	02	4		290.428	290.684	292.309	292.862	290.155
Canned fruits and juices.....	02	41		300.345	300.553	305.932	307.392	306.342
Canned fruits, excluding baby foods.....	02	4101		308.159	306.087	306.817	311.722	309.173
Canned fruits, excluding baby foods.....	02	410105	12/87	271.452	269.627	270.269	274.590	272.345
Canned and fresh fruit juices, nectars, and concentrates.....	02	4102		302.833	304.382	312.612	312.068	311.882
Canned and fresh fruit juices, nectars, and concentrates.....	02	410239	12/87	249.289	250.565	257.340	256.891	256.738
Frozen fruits, juices and ades.....	02	42		284.019	285.112	286.230	286.838	290.740
Frozen fruits.....	02	4202		264.411	267.072	269.793	271.272	280.753
Frozen fruits.....	02	420209	12/90	249.553	252.065	254.634	256.029	264.977
Canned vegetables and juices.....	02	44		256.003	255.731	255.715	257.564	251.850
Canned vegetables and juices.....	02	4401		256.003	255.731	255.715	257.564	251.850
Canned vegetables.....	02	440102	12/87	280.838	281.294	282.261	280.438	277.027
Canned catsup and other tomato based sauces.....	02	440127	12/87	227.514	226.849	226.149	230.496	223.064
Frozen vegetables.....	02	45		314.654	315.024	314.161	312.976	313.092
Frozen potato products (French-fried, patties, puffs, etc.).....	02	4502	12/90	342.264	342.264	342.264	337.307	337.310
Frozen potato products (French-fried, patties, puffs, etc.).....	02	450202		431.063	431.063	431.063	424.820	424.824
Frozen vegetables, other than potato products.....	02	4505	12/90	193.763	194.335	193.001	195.402	195.580
Frozen vegetables, other than potato products.....	02	450509	06/97	190.289	190.851	189.540	191.898	192.073
Dried and dehydrated food.....	02	48	12/03	216.297	217.086	220.102	219.010	214.673
Dried and dehydrated food.....	02	4801	12/03	216.297	217.086	220.102	219.010	214.673
Dried and dehydrated food.....	02	480101	12/03	216.297	217.086	220.102	219.010	214.673
Soup mixes (including dried/dehydrated/freeze-dried) and bouillon....	02	48010101	12/11	124.625	124.625	124.625	124.625	124.625
Dried and dehydrated fruits and vegetables, including freeze-dried....	02	48010102	12/11	147.536	148.280	149.439	149.237	147.271
Sugar and confectionery.....	02	5		266.476	267.326	268.332	275.698	281.290
Raw cane sugar and sugar cane mill products and byproducts.....	02	52		245.144	244.322	238.727	240.639	244.066
Raw cane sugar and sugarcane mill products and byproducts.....	02	5201		245.144	244.322	238.727	240.639	244.066
Raw cane sugar and sugarcane mill products and byproducts.....	02	520106	12/03	226.285	225.526	220.362	222.126	225.290
Refined sugar products and byproducts.....	02	53		234.346	234.490	240.561	261.378	263.435
Refined sugar products and byproducts.....	02	5307	12/02	195.121	195.241	200.296	217.628	219.341
Refined granulated cane sugar and byproducts.....	02	530701	12/02	215.248	216.098	216.426	231.738	235.359
Beet sugar.....	02	530702	12/02	180.835	180.334	189.496	208.808	208.919
Confectionery materials.....	02	54		253.867	256.894	255.697	265.423	285.730
Confectionery materials.....	02	5401		253.867	256.894	255.697	265.423	285.730
Corn sweeteners, made by wet milling.....	02	540107	06/85	266.979	261.537	258.950	260.196	253.055
Chocolate coatings, made from cacao beans.....	02	540108	06/83	237.623	254.364	254.802	272.064	315.242
Other chocolate and cocoa products, made from cacao beans.....	02	540109	06/83	353.711	375.121	376.286	409.745	501.733
Confectionery end products.....	02	55		305.739	306.290	307.200	310.435	312.573
Candy and nuts.....	02	5503	06/83	275.057	275.589	276.466	279.587	281.649
Chocolate and chocolate-type confectionery products.....	02	550301	06/83	279.572	279.597	279.191	285.944	284.409
Chocolate/chocolate-type confectionery prods, cacao beans.....	02	5503011	12/11	134.827	134.827	134.864	140.674	140.674
Chocolate/confectionery products, made from purchased chocolate, not retailed.....	02	5503014	12/11	120.529	120.542	120.327	122.803	122.015

See footnotes at end of table.

Table 9. Producer price indexes for commodity and service groupings and individual items, not seasonally adjusted — Continued
 [March 2024, Index base 1982=100, unless otherwise indicated]

Title	Commodity code		Other index base	Unadjusted index ¹				
	Group code	Item code		Nov. 2023	Dec. 2023 ^P	Jan. 2024 ^P	Feb. 2024 ^P	Mar. 2024 ^P
Nonchocolate-type confectioneries.....	02	550302	06/83	280.404	280.741	281.275	283.014	283.014
Nuts and seeds (salted, roasted, cooked or blanched).....	02	550304	06/91	186.640	187.556	189.503	189.516	195.331
Nuts (salted, roasted, cooked, or blanched), sold in bulk.....	02	5503041	06/08	111.967	112.627	113.985	113.942	117.853
Canned nuts (salted, roasted, cooked, or blanched).....	02	5503042	06/08	133.312	133.829	131.638	133.366	131.882
All other packaged nuts, including all types of seeds (salted, roasted, cooked, or blanched).....	02	5503043	06/08	172.385	170.921	170.892	170.887	170.697
Other confectionery-type products.....	02	550305	06/91	222.590	223.207	223.207	223.207	223.207
Beverages and beverage materials.....	02	6		252.754	251.770	255.341	257.465	257.883
Alcoholic beverages.....	02	61		219.498	219.597	220.508	220.591	220.812
Malt beverages.....	02	6101		232.158	231.924	234.392	234.422	234.642
Bottled beer and ale.....	02	610101		202.473	201.580	202.571	202.562	202.787
Canned beer and ale.....	02	610103		240.440	240.237	241.105	240.875	241.621
Beer and ale in barrels and kegs.....	02	610105	06/82	319.595	319.701	323.336	323.637	323.380
All other malt beverages and brewing products.....	02	610108	12/03	109.187	109.237	117.490	117.742	117.555
Distilled and bottled liquor, excluding brandy.....	02	6102		196.410	196.410	196.410	196.658	196.654
Distilled liquor, excluding brandy.....	02	610202	12/11	103.002	103.002	103.002	102.940	102.940
Distilled whiskey, all other distilled liquor, excluding brandy.....	02	6102022	12/11	118.767	118.767	118.767	118.696	118.696
Bottled liquor, excluding brandy.....	02	610204	12/11	104.450	104.450	104.450	104.753	104.749
Bottled whiskey.....	02	6102041	06/12	102.600	102.600	102.600	102.600	102.600
Bottled gin, vodka, rum, cordials, cocktails, and similar compounds.....	02	6102042	06/12	105.059	105.059	105.059	105.861	105.851
Wines, brandy, and brandy spirits.....	02	6104	12/83	209.026	209.557	209.190	209.235	209.578
Wines, brandy, and brandy spirits.....	02	610441	06/06	133.309	133.648	133.413	133.442	133.661
Wines, white, red & rose grape, and other fruit, 14 percent or less alcohol.....	02	6104411	12/11	117.189	117.387	117.188	117.223	117.630
Wines, white grape, 14 percent or less alcohol content.....	02	61044111	12/11	118.675	118.736	118.638	118.578	118.915
Wines, red grape, 14 percent or less alcohol content.....	02	61044112	12/11	113.218	113.474	113.164	113.267	113.708
Wines, rose grape & other fruits & berries, 14 percent or less alcohol.....	02	61044113	12/11	142.449	144.182	144.231	144.785	145.851
Wines, dessert, effervescent, and wine coolers.....	02	6104412	12/11	131.487	132.598	132.368	132.448	125.719
Other wines, brandy, and brandy spirits.....	02	6104413	12/11	149.745	151.158	150.789	150.621	152.435
Soft drinks.....	02	62		282.138	279.026	288.551	294.610	295.156
Soft drinks, non-carbonated and bottled water.....	02	6206		247.828	234.597	244.165	247.445	246.775
Bottled water, non-carb, processed or pasteurized.....	02	620608	12/03	119.239	119.895	121.777	121.018	120.630
Soft drinks, non-carbonated.....	02	620609		271.694	248.559	262.393	270.756	270.146
Soft drinks, non-carbonated, iced tea and other types.....	02	6206093	12/07	132.395	132.896	136.236	141.886	143.117
Soft drinks, non-carbonated, fruit drinks, cocktails, ades.....	02	6206094	12/11	145.828	126.316	135.790	139.327	138.076
Soft drinks, carbonated, bottle/can, all types.....	02	6210	12/11	163.130	166.498	171.414	174.984	174.310
Soft drinks, carbonated, bottle/can, all types.....	02	621001	12/11	163.130	166.498	171.414	174.984	174.310
Soft drinks, energy and sport.....	02	6211	01/24	—	—	100.000	103.216	105.372
Soft drinks, energy and sport.....	02	621101	01/24	—	—	100.000	103.216	105.372
Packaged beverage materials.....	02	63		250.100	250.774	250.301	249.496	250.145
Coffee (whole bean, ground, & instant).....	02	6301		255.965	256.609	256.063	255.529	256.273
Coffee, concentrated, including coffee substitutes.....	02	630103		201.905	201.905	201.905	201.905	201.905
Roasted coffee.....	02	630104	06/88	225.847	226.432	225.937	225.452	226.127
Tea in consumer packages, exc. canned ice tea.....	02	6303		215.360	216.289	216.359	213.435	213.376
Tea in consumer packages, exc. canned ice tea.....	02	630313	12/85	182.615	183.403	183.463	180.983	180.933
Other beverage materials.....	02	64		331.608	331.608	327.301	327.473	328.291
Other beverage materials.....	02	6401		331.608	331.608	327.301	327.473	328.291
Malt and malt byproducts.....	02	640101		169.251	169.251	167.901	168.158	169.379
Liquid beverage bases, excluding use by soft drink bottlers.....	02	640109	12/85	309.485	309.485	284.596	284.596	284.596
Fats and oils.....	02	7		349.059	343.323	332.949	325.976	324.253
Shortening, cooking oil, and margarine.....	02	78		363.181	356.809	353.210	354.627	356.831
Shortening, cooking oil, and margarine.....	02	7801		363.181	356.809	353.210	354.627	356.831
Margarine, butter blends, and butter substitutes.....	02	780109		393.955	387.394	398.071	397.803	—
Shortening and cooking oils.....	02	780115	12/11	119.165	117.049	114.830	115.423	116.316
Other oilseed processing.....	02	7A	12/04	294.838	288.984	277.343	265.427	262.826
Other oilseed processing.....	02	7A01	12/04	294.838	288.984	277.343	265.427	262.826
Cotton linters.....	02	7A0104	12/11	32.705	31.190	31.502	31.846	31.846
Cottonseed cake, meal, hulls, and other byproducts.....	02	7A0105	12/11	110.923	108.809	106.407	105.016	104.233
Cottonseed cake and meal.....	02	7A01051	12/11	118.913	118.913	118.913	117.584	116.058
Other crude and refined vegetable oils and other vegetable mill products.....	02	7A0106	12/11	190.902	190.912	189.061	187.881	186.724
Other crude vegetable oils, including linseed, peanut, sunflower, safflower, etc.....	02	7A01061	12/11	235.792	235.346	233.972	232.282	231.570
Other vegetable oil mill products, including all oil seed cake and meal.....	02	7A01063	12/11	112.706	113.252	111.851	111.351	110.469
Corn oil, crude and refined.....	02	7B	01/16	192.243	192.049	178.650	172.007	166.320

See footnotes at end of table.

Table 9. Producer price indexes for commodity and service groupings and individual items, not seasonally adjusted — Continued
 [March 2024, Index base 1982=100, unless otherwise indicated]

Title	Commodity code		Other index base	Unadjusted index ¹				
	Group code	Item code		Nov. 2023	Dec. 2023 ^P	Jan. 2024 ^P	Feb. 2024 ^P	Mar. 2024 ^P
Corn oil, made by wet milling.....	02	7B01	01/16	192.243	192.049	178.650	172.007	166.320
Corn oil, made by wet milling.....	02	7B0101	01/16	192.243	192.049	178.650	172.007	166.320
Miscellaneous processed foods.....	02	8		289.047	289.054	290.279	294.797	296.157
Canned jams, jellies, and preserves.....	02	81		243.839	243.904	243.882	243.659	243.598
Canned jams, jellies, and preserves.....	02	8101		243.839	243.904	243.882	243.659	243.598
Canned jams, jellies, and preserves.....	02	810102	12/87	215.818	215.876	215.856	215.659	215.605
Pickles and other pickled products, including horseradish.....	02	82		306.904	306.904	306.904	307.542	307.542
Pickles and other pickled products.....	02	8201		306.904	306.904	306.904	307.542	307.542
Pickles and other pickled products, including horseradish.....	02	820106	12/86	274.305	274.305	274.305	274.876	274.876
Specialty canning.....	02	84		328.511	329.022	330.312	330.944	330.917
Specialty canning.....	02	8401		328.511	329.022	330.312	330.944	330.917
Canned dry beans.....	02	840102	12/82	223.032	222.918	222.982	223.113	222.925
Canned soups and stews, excluding frozen and seafood.....	02	840104	12/82	446.935	446.894	449.606	450.369	450.369
Canned baby foods and other canned specialties/nationality foods.....	02	840105	06/08	150.680	151.737	151.749	152.229	152.241
Frozen specialty food.....	02	85		232.197	231.841	233.413	233.853	233.607
Frozen specialty food.....	02	8501		232.197	231.841	233.413	233.853	233.607
Frozen cakes, pies, and other pastries.....	02	850109	12/82	344.729	340.314	351.514	349.984	348.658
Frozen dinners (beef, pork, and poultry pies) and nationality foods, incl. frozen pizza.....	02	850111	12/82	185.866	186.095	185.975	185.641	186.257
Other frozen specialties, incl. all whipped topping, waffles, soups, etc., excluding seafood.....	02	850113	12/82	288.430	289.885	288.765	296.330	292.309
Prepared sauces, except tomato.....	02	86		259.551	259.894	260.953	261.822	261.822
Prepared sauces, excluding tomato-based sauces and sauces comprised of 20 percent or more meat.....	02	8601		259.551	259.894	260.953	261.822	261.822
Prepared sauces, excluding tomato-based sauces and sauces comprised of 20 percent or more meat.....	02	860103	12/86	215.259	215.544	216.422	217.143	217.143
Other miscellaneous processed foods.....	02	89		315.928	316.014	317.306	320.988	325.046
Other miscellaneous processed foods.....	02	8901		315.928	316.014	317.306	320.988	325.046
Mayonnaise, salad dressings, and sandwich spreads.....	02	890102	12/86	296.978	295.709	295.386	294.578	294.593
Dry mix food preparations.....	02	890148	06/91	161.803	161.803	162.076	162.076	161.694
Perishable non-frozen prepared food, including tortillas.....	02	890149	06/91	188.071	188.059	188.652	189.274	189.842
Perishable prepared foods.....	02	8901492	12/07	132.016	132.140	131.923	132.469	132.968
Flavoring extracts, emulsions, liquid flavors, and food colorings.....	02	890151	12/85	347.837	347.837	352.921	352.921	352.921
Other flavoring agents, except chocolate syrup.....	02	890154	12/00	167.929	167.225	172.016	178.316	168.027
Soft drink flavoring syrup, sold in bulk.....	02	89015411	12/11	155.855	155.855	164.563	164.563	164.533
Other flavoring agents (except chocolate syrups).....	02	89015412	12/11	131.144	131.144	133.363	133.396	133.396
Table salt (evaporated), pepper (white and black), and other spices.....	02	890156	06/91	281.115	281.316	282.163	288.255	289.668
Pepper and other spices in commercial sizes (1 lb or more).....	02	8901566	05/17	110.915	110.915	112.141	112.141	114.184
Peanut butter.....	02	890158	06/91	161.503	167.577	165.339	163.741	163.979
Ice.....	02	890161	12/85	288.939	290.701	286.621	286.914	286.914
Dairy product alternatives, including plant-based.....	02	890162	06/92	197.693	197.534	197.301	197.235	194.878
Dry, condensed, and evaporated dairy product alternatives, including plant-based.....	02	8901621	12/09	135.546	135.522	135.474	135.471	134.550
Liquid dairy product alternatives, including plant-based.....	02	8901622	12/09	127.107	126.933	126.689	126.611	124.513
Perishable beverage dairy milk alternatives, including plant-based.....	02	89016221	09/23	100.078	99.916	99.916	99.866	97.800
All other liquid dairy product alternatives, including plant-based.....	02	89016222	09/23	100.429	100.393	99.433	99.326	99.326
Chips (potato, corn, etc.).....	02	890172	12/85	303.183	303.189	303.327	308.502	328.216
Potato chips and sticks, plain and flavored.....	02	8901721	12/07	172.808	172.808	172.808	174.878	179.309
Corn chips and related products.....	02	8901722	12/07	207.452	207.465	207.455	210.884	241.775
Other chips, sticks (hard pretzels, bacon rinds, popcorn (except candied), etc.).....	02	8901723	12/07	188.971	188.971	189.280	193.898	197.782
Vinegar and cider.....	02	890174	12/85	203.179	203.179	203.179	203.179	203.179
Other food preparations.....	02	890175	12/85	307.089	309.268	308.580	313.191	308.167
Prepared animal feeds.....	02	9		245.037	242.711	238.749	234.885	232.798
Soybean cake, meal, and other byproducts.....	02	92		151.261	150.995	144.348	141.229	139.670
Soybean cake, meal, and byproducts.....	02	9201		151.261	150.995	144.348	141.229	139.670
Soybean cake, meal, and byproducts.....	02	920112	12/04	184.501	184.176	176.068	172.264	170.363
Soybean cake and meal.....	02	9201121	12/09	102.464	102.351	98.498	96.715	95.462
Other soybean products, including isolates and concentrates.....	02	9201122	12/09	182.699	181.389	163.872	155.289	156.282
Formula feeds.....	02	93		262.887	261.716	260.364	253.230	248.309
Formula feeds.....	02	9301		262.887	261.716	260.364	253.230	248.309
Chicken and turkey feed, supplements, concentrates, and premixes.....	02	930102	12/86	260.104	255.693	249.641	239.857	233.909
Dairy cattle feed, supplements, concentrates, and premixes.....	02	930110	12/11	120.005	121.599	124.165	118.609	115.041
Swine feed, supplements, concentrates, and premixes.....	02	930115	12/11	118.875	118.504	118.973	117.362	117.283
Beef cattle feed, supplements, concentrates, and premixes.....	02	930117	12/11	120.895	120.765	120.082	119.375	116.581
Poultry, exc. chicken and turkey, and livestock, exc. cattle and swine, feed.....	02	930118	12/86	355.121	355.838	355.977	354.353	352.328

See footnotes at end of table.

Table 9. Producer price indexes for commodity and service groupings and individual items, not seasonally adjusted — Continued

[March 2024, Index base 1982=100, unless otherwise indicated]

Title	Commodity code		Other index base	Unadjusted index ¹				
	Group code	Item code		Nov. 2023	Dec. 2023 ^P	Jan. 2024 ^P	Feb. 2024 ^P	Mar. 2024 ^P
Miscellaneous feedstuffs.....	02	94		332.489	327.679	322.716	320.074	319.344
Pet food.....	02	9402		359.013	359.072	358.356	360.067	359.939
Dog and cat food.....	02	940202	12/85	309.744	309.745	309.724	311.566	311.566
Dog food.....	02	9402021	12/10	157.306	157.307	157.291	158.267	158.267
Canned dog food.....	02	94020211	12/10	182.565	182.565	182.565	186.151	186.151
Dry and semi moist dog food.....	02	94020214	12/11	144.264	144.265	144.246	144.687	144.687
Cat food.....	02	9402022	12/10	164.486	164.486	164.486	165.366	165.366
Canned cat food.....	02	94020224	12/11	166.326	166.326	166.326	167.111	167.111
Dry and semi moist cat food.....	02	94020225	12/10	152.098	152.098	152.098	152.936	152.936
Pet (excluding dog and cat), laboratory, and fur animal feed.....	02	940203	12/85	273.906	274.601	266.290	262.829	261.292
Miscellaneous feedstuffs other than pet food.....	02	9403		297.088	287.854	279.055	272.417	271.146
Meat meal and meat and bone meal.....	02	940301		213.620	198.064	167.805	147.256	156.444
Wet process corn byproducts.....	02	940317	06/85	193.016	193.336	194.559	188.065	181.407
Other animal feeds, including fertilizer byproducts and feather.....	02	940325	12/97	209.699	209.051	204.832	200.561	195.975
Animal and marine feed and fertilizer byproducts, except meat and bone meal.....	02	9403252	06/09	115.396	114.469	110.388	106.838	103.397
Other prepared animal feeds, including feeding materials and adjuncts.....	02	9403253	06/09	120.889	120.980	119.982	118.497	116.601
Miscellaneous byproducts of slaughtering plants.....	02	940333	06/01	524.425	501.358	484.696	481.839	487.440
Distillers' dried grains (dark and light) and dried solubles.....	02	940334	12/22	91.668	88.443	89.451	87.112	83.346
Textile products and apparel.....	03	—		184.783	184.574	184.705	184.606	186.746
Synthetic fibers.....	03	1		165.561	163.556	160.974	161.591	170.473
Unprocessed filament yarns.....	03	15		171.553	169.475	166.800	167.439	176.642
Noncellulosic and cellulosic organic fibers.....	03	1504	05/22	105.779	104.497	102.848	103.242	108.917
Noncellulosic fibers.....	03	150401		157.816	156.136	153.300	153.835	163.933
Noncellulosic organic fibers.....	03	1504014	06/05	140.869	138.944	135.860	136.828	148.813
Polyester manufactured fibers.....	03	15040147	06/11	124.264	121.246	122.816	123.004	121.752
Other noncellulosic organic fibers, incl. polyamide, polyolefin, and producer-textured.....	03	15040149	06/11	131.684	130.560	125.484	126.729	143.976
Processed yarns and threads.....	03	2		174.548	174.906	175.588	175.016	176.542
Yarns.....	03	26		168.278	168.631	169.305	168.740	170.248
Spun cotton yarns.....	03	2601		152.708	152.708	152.708	152.708	156.768
Spun cotton yarns.....	03	260115	05/22	81.023	81.023	81.023	81.023	83.177
Spun synthetic yarns.....	03	2603		160.728	160.728	160.728	160.728	160.728
Spun synthetic yarns.....	03	260304	12/94	144.066	144.066	144.066	144.066	144.066
Textured and twisted yarns.....	03	2604	12/88	172.964	173.718	175.157	174.371	174.354
Textured and twisted yarns.....	03	260405	05/22	91.573	91.972	92.734	92.318	92.309
Other spun noncellulosic and natural fiber (excluding cotton and wool) yarns.....	03	2607	06/08	137.797	137.797	137.797	135.914	135.914
Other spun noncellulosic and natural fiber (excluding cotton and wool) yarns.....	03	260701	06/08	137.797	137.797	137.797	135.914	135.914
Greige fabrics.....	03	3		170.523	170.741	170.915	169.706	169.624
Greige broadwoven fabrics.....	03	37		175.043	175.380	175.406	175.408	175.375
Greige manmade, silk, and other natural fiber (exc cotton/wool) broadwoven fabrics.....	03	3703		168.510	169.115	168.927	168.930	168.879
Greige manmade, silk, and other natural fiber (exc cotton/wool) broadwoven fabrics.....	03	370304	12/94	148.071	148.603	148.438	148.440	148.395
Greige knit fabrics.....	03	38		194.604	194.604	194.604	194.604	194.066
Weft (circular) knit fabrics, greige goods (excluding hosiery).....	03	3803		173.252	173.252	173.252	173.252	173.252
Weft (circular) knit fabrics, greige goods (excluding hosiery).....	03	380301		173.252	173.252	173.252	173.252	173.252
Warp knit fabrics, greige goods (excluding hosiery).....	03	3804		224.317	224.317	224.317	224.317	223.218
Warp knit fabrics, greige goods (excluding hosiery).....	03	380401		224.317	224.317	224.317	224.317	223.218
Tire cord and tire fabric.....	03	39	06/84	145.864	145.864	146.515	141.500	141.500
Tire cord and tire fabrics.....	03	3901	06/84	145.864	145.864	146.515	141.500	141.500
Tire cord and tire fabrics.....	03	390101	06/84	145.864	145.864	146.515	141.500	141.500
Finished fabrics.....	03	4		201.611	202.000	202.215	201.934	203.182
Finished broadwoven fabrics.....	03	42		208.184	209.554	209.479	207.822	211.192
Finished cotton broadwoven fabrics.....	03	4201		195.486	195.613	196.374	189.029	193.324
Finished cotton broadwoven fabrics.....	03	420104	12/94	173.099	173.212	173.886	167.382	171.185
Finished manmade, silk, and other natural fiber (exc. cotton and wool) broadwoven fabrics.....	03	4203		217.493	219.663	219.098	220.648	223.674
Finished manmade, silk, and other natural fiber (exc. cotton and wool) broadwoven fabrics.....	03	420306	12/94	179.062	180.849	180.383	181.660	184.151
Finished manmade, silk, & natural fiber (exc cotton/wool) broadwoven, finished in weaving mills.....	03	4203061	06/10	124.167	124.167	124.608	124.780	124.780
Finished manmade fiber, silk and other natural fiber broadwoven fabrics, finishing mill.....	03	4203062	06/10	163.537	166.201	165.140	166.899	170.614
Woven and braided narrow fabrics.....	03	44		263.060	267.252	269.304	269.236	269.631

See footnotes at end of table.

Table 9. Producer price indexes for commodity and service groupings and individual items, not seasonally adjusted — Continued
 [March 2024, Index base 1982=100, unless otherwise indicated]

Title	Commodity code		Other index base	Unadjusted index ¹				
	Group code	Item code		Nov. 2023	Dec. 2023 ^P	Jan. 2024 ^P	Feb. 2024 ^P	Mar. 2024 ^P
Woven and braided narrow fabrics.	03	4402	06/84	263.060	267.252	269.305	269.237	269.632
Woven narrow fabrics (12 inches or less in width).	03	440204	12/89	223.481	227.793	229.848	229.780	229.780
Braided narrow fabrics (12 inches or less in width).	03	440205	12/08	226.303	225.677	225.684	225.684	227.915
Nonwoven fabrics and felts.	03	45		203.580	203.403	203.479	203.481	203.645
Nonwoven fabrics and felts.	03	4503		203.580	203.403	203.479	203.481	203.645
Nonwoven fabrics.	03	450321		202.670	202.496	202.575	202.541	202.706
Pressed, punched, or needled felts, excluding hats.	03	450333	12/01	133.830	133.702	133.702	134.091	134.193
Coated fabrics, not rubberized.	03	46	06/85	261.592	261.905	261.955	261.332	261.640
Coated fabrics, not rubberized.	03	4601	06/85	261.592	261.905	261.955	261.332	261.640
Vinyl coated fabrics, including expanded vinyl coated.	03	460102	06/85	247.681	247.315	247.487	246.815	246.862
Coated or laminated fabrics and coated yarns, incl. impregnated fabrics.	03	460103	06/85	271.376	271.977	271.977	271.365	271.786
Screen printed textile materials, embroideries, and lace goods.	03	47	06/85	222.579	222.736	223.105	223.146	225.151
Screen printed textile and apparel materials and embroideries.	03	4701	06/85	222.874	223.032	223.403	223.444	225.451
Embroideries (excluding Schiffl machine products) and embroidery contractors.	03	470103	12/11	131.705	131.705	133.985	134.111	134.614
Screen printing on garments, apparel accessories, and other fabric articles, excluding labels.	03	470108	12/85	222.737	222.932	222.499	222.499	224.788
Knit fabrics, finished in knitting mills.	03	48	12/03	172.134	172.436	172.683	172.911	173.136
Weft (circular) knit fabrics, knit and finished in the same establishment (excluding hosiery).	03	4801	12/03	197.991	198.631	198.631	198.966	198.886
Weft (circular) knit fabrics, knit and finished in the same establishment (excluding hosiery).	03	480101	12/03	197.991	198.631	198.631	198.966	198.886
Warp knit goods, knit and finished in the same establishment.	03	4802	12/03	151.903	151.903	152.379	152.513	153.020
Warp knit goods, knit and finished in the same establishment.	03	480201	12/03	151.903	151.903	152.379	152.513	153.020
Warp knit fabrics, knit and finished in same establishment.	03	4802011	06/08	169.432	169.432	169.973	170.126	170.701
Apparel & other fabricated textile prods.	03	8		179.671	179.546	181.032	181.387	181.452
Apparel.	03	81		156.843	156.882	158.977	159.160	159.202
Miscellaneous apparel and accessories.	03	8104	12/83	227.606	227.606	230.260	230.756	230.756
Men's and boys' fabric, straw, and felt hats, made from purchased materials.	03	810414	12/09	178.930	178.930	180.640	180.640	180.640
Hat bodies and fabric caps, made from purchased materials.	03	810416	12/09	186.260	186.260	196.521	196.521	196.521
Gloves and mittens, made from purchased materials.	03	810424	12/11	149.509	149.509	149.509	149.509	149.509
Leather and sheep-lined apparel, made from purchased materials.	03	810428	12/03	201.069	201.069	201.069	202.935	202.935
Apparel and accessories, n.e.c.	03	810441	12/85	190.556	190.556	192.760	193.275	193.275
All other cut and sew apparel, made from purchased materials.	03	81044118	12/22	103.371	103.371	105.079	105.477	105.477
Fabricated apparel accessories.	03	8104412	06/09	147.765	147.765	147.765	147.765	147.765
All other apparel accessories, made from purchased materials.	03	81044125	12/11	141.426	141.426	141.426	141.426	141.426
Women's, girls', and infants' cut and sew apparel.	03	8106	12/03	106.208	106.259	108.606	108.610	108.680
Women's and girls' blouses and shirts, made from purchased fabrics.	03	810603	12/22	96.699	96.699	98.689	98.702	98.702
Women's and girls' dresses, made from purchased fabrics.	03	810611	12/03	98.972	98.972	103.578	103.578	103.578
Women's and girls' lingerie and nightwear, made from purchased fabrics.	03	810647		161.591	161.591	161.591	161.591	161.591
Women's and girls' other outerwear, made from purchased fabrics.	03	810661	12/22	100.728	100.811	100.811	100.811	101.045
Men's and boys' cut and sew apparel.	03	8107	12/03	137.849	137.849	139.227	139.604	139.620
Men's and boys' work clothing, made from purchased fabrics.	03	810713	12/22	102.508	102.508	102.508	102.707	102.707
Men's and boys' shirts, except work shirts, made from purchased fabrics.	03	810723	12/22	100.654	100.654	102.776	103.013	103.013
Men's and boys' suits, coats, and overcoats, made from purchased fabrics.	03	810735	12/13	125.429	125.429	125.429	125.767	125.767
Men's and boys' other outerwear, made from purchased fabrics.	03	810744	12/22	95.063	95.063	100.638	101.384	101.425
Men's and boys' nightwear, robes, and underwear, made from purchased fabrics.	03	810761	12/03	161.698	161.698	161.698	161.698	162.352
Apparel made in knitting mills.	03	8108	12/03	124.526	124.587	124.580	124.580	124.580
Knit outerwear, underwear, and nightwear, made in knitting mills.	03	810808	05/16	112.457	112.457	112.457	—	—
Hosiery and socks.	03	810831	05/20	107.570	107.641	107.632	107.632	107.632
Textile house furnishings.	03	82		182.130	182.094	182.155	183.893	183.544
Textile house furnishings.	03	8203	06/83	196.177	196.138	196.204	198.076	197.700
Curtains and draperies, made from purchased materials.	03	820304	12/05	152.045	152.045	152.045	153.618	153.618
Other textiles, including towels and bed textiles.	03	820312	06/05	145.237	145.197	145.265	146.607	146.226
Fabricated textile products, made in weaving mills.	03	8203121	06/11	99.829	99.657	100.180	106.945	103.999
Other household textile products.	03	8203122	06/11	131.265	131.248	131.248	131.711	131.711
Bedspreads, made from purchased materials.	03	82031221	12/11	139.542	139.542	139.542	139.542	139.542
Sheets and pillowcases, made from purchased materials.	03	82031223	12/11	157.610	157.610	157.610	157.610	157.610
Other household furnishings, made from purchased materials.	03	82031226	12/11	126.165	126.145	126.145	126.670	126.670
Industrial and other fabricated products.	03	83		223.577	223.216	224.746	224.773	225.040
Industrial and other fabricated products.	03	8303		222.703	222.343	223.867	223.895	224.160
Rope, cordage, and twine.	03	830321	06/12	135.594	135.013	136.461	136.478	137.365
Duffle bags.	03	830333	06/10	—	—	—	158.895	158.895

See footnotes at end of table.

Table 9. Producer price indexes for commodity and service groupings and individual items, not seasonally adjusted — Continued

[March 2024, Index base 1982=100, unless otherwise indicated]

Title	Commodity code		Other index base	Unadjusted index ¹				
	Group code	Item code		Nov. 2023	Dec. 2023 ^P	Jan. 2024 ^P	Feb. 2024 ^P	Mar. 2024 ^P
All other textile bags.....	03	830334	06/10	152.958	152.958	157.046	157.046	157.046
Canvas and related products.....	03	830345	06/03	186.028	186.122	186.492	186.492	186.492
All other fabricated textile products, excluding trimming and findings....	03	830351	12/85	177.070	176.886	178.360	178.410	178.097
All other miscellaneous fabricated textile products.....	03	8303516	09/18	127.890	127.682	129.347	129.405	129.177
Trimming and findings, excluding automobile and apparel.....	03	830361	12/06	213.315	199.709	206.189	206.189	222.590
Miscellaneous textile products/services.....	03	9	06/85	197.425	198.354	198.214	196.179	194.953
Miscellaneous textile products/services.....	03	94	09/18	134.903	135.538	135.442	134.051	133.214
Miscellaneous textile products/services.....	03	9401	09/18	134.903	135.538	135.442	134.051	133.214
Textile and fabric finishing, except broadwoven.....	03	940103	12/01	158.373	158.654	158.373	154.286	151.824
Hides, skins, leather, and related products.....	04	—		178.272	178.054	179.292	177.810	177.799
Hides and skins, incl. cattle.....	04	1		103.562	102.552	105.699	97.347	96.605
Hides and skins, incl. cattle.....	04	19	06/01	47.413	46.951	48.391	44.567	44.228
Hides, skins, and pelts, made in slaughtering plants.....	04	1901	06/01	47.413	46.951	48.391	44.567	44.228
Hides, skins, and pelts, made in slaughtering plants.....	04	190108	06/01	47.413	46.951	48.391	44.567	44.228
Leather.....	04	2		201.329	201.647	202.757	203.050	204.084
Finished and unfinished leather.....	04	27	12/97	110.369	110.543	111.152	111.313	111.879
Finished and unfinished leather.....	04	2701	12/97	110.369	110.543	111.152	111.313	111.879
Finished and unfinished leather.....	04	270102	12/03	92.067	92.212	92.719	92.854	93.326
Footwear.....	04	3		251.321	251.365	251.767	253.515	253.553
Men's nonathletic footwear.....	04	31		293.235	293.315	293.799	297.059	297.131
Men's footwear (size 6 and larger), excluding athletic.....	04	3105	12/93	204.493	204.549	204.887	207.160	207.210
Men's footwear (size 6 and larger), excluding athletic.....	04	310501	12/93	204.648	204.703	205.041	207.317	207.367
Women's nonathletic footwear.....	04	32		194.384	194.389	194.898	194.898	194.898
Women's footwear (size 4 and larger), excluding athletic.....	04	3205	12/93	151.975	151.979	152.377	152.377	152.377
Women's footwear (size 4 and larger), excluding athletic.....	04	320501	12/93	151.892	151.896	152.293	152.293	152.293
Other footwear including slippers.....	04	39	12/02	172.660	172.660	172.660	172.660	172.660
Other footwear, excluding rubber and plastic soled footwear.....	04	3901	12/02	172.660	172.660	172.660	172.660	172.660
Other footwear, excluding rubber and plastic soled footwear.....	04	390104	12/11	153.462	153.462	153.462	153.462	153.462
Other leather and related products.....	04	4		223.515	223.515	223.776	225.429	225.450
Luggage and small leather goods.....	04	41		204.354	204.354	204.460	207.229	207.264
Luggage and small leather goods.....	04	4101		204.354	204.354	204.460	207.229	207.264
Luggage (including suitcases, travel bags, backpacks, and other types).....	04	410112	12/84	163.265	163.265	163.425	167.604	167.604
Women's and children's handbags and purses.....	04	410128	06/82	197.316	197.316	197.316	197.316	197.397
Personal leather goods (excluding women's handbags and purses).....	04	410132	06/82	204.766	204.766	204.766	204.766	204.766
Leather and leather-like goods, n.e.c.....	04	45	06/85	231.643	231.643	232.094	232.094	232.094
Leather and leather-like goods, n.e.c.....	04	4501	06/85	231.643	231.643	232.094	232.094	232.094
All other leather goods.....	04	450101	06/85	257.701	257.701	258.250	258.250	258.250
Boot and shoe cut stock and findings.....	04	4501011	12/11	121.156	121.156	121.156	121.156	121.156
All other miscellaneous leather goods.....	04	4501014	12/11	156.826	156.826	157.202	157.202	157.202
Leather belts, made from purchased materials.....	04	450111	06/85	176.127	176.127	176.141	176.141	176.141
Fuels and related products and power.....	05	—		230.136	217.269	220.644	230.942	229.308
Coal.....	05	1		289.237	284.516	285.475	287.571	282.004
Coal.....	05	13		289.237	284.516	285.475	287.571	282.004
Coal.....	05	1301		289.237	284.516	285.475	287.571	282.004
Unprepared bituminous coal and lignite (utility sold).....	05	130101		185.150	183.441	177.671	180.361	181.149
Unprepared bituminous coal and lignite from surface mine (utility sold).....	05	1301011	06/08	144.278	146.504	138.091	138.124	138.156
Unprepared bituminous coal and lignite from underground mine (utility sold).....	05	1301012	12/22	116.880	112.504	112.491	116.101	117.137
Prepared bituminous coal and lignite (utility sold).....	05	130102	12/01	325.783	319.280	325.015	328.720	319.689
Prepared bituminous coal & lignite, from surface mine (utility sold)....	05	1301021	06/08	169.518	153.017	166.768	172.866	156.678
Prepared bituminous coal & lignite, from underground mine (utility sold).....	05	1301022	06/08	193.319	196.747	194.169	194.052	195.075
Coal exports.....	05	130103	12/22	89.845	90.364	86.057	82.889	82.356
Coal non-utility sold (including anthracite).....	05	130104	12/86	380.791	371.285	371.383	377.186	377.407
Gas fuels.....	05	3		119.798	119.624	133.511	111.923	87.477
Natural gas.....	05	31		91.431	91.617	106.479	78.629	49.517
Natural gas.....	05	3101		91.431	91.617	106.479	78.629	49.517
Natural gas.....	05	310105	06/96	115.880	116.116	134.953	99.655	62.758
Natural gas from the wellhead.....	05	3101051	06/09	62.567	62.679	73.968	52.505	33.687
Natural gas from processing facilities.....	05	3101052	06/09	77.926	78.190	83.480	75.599	43.504
Liquefied petroleum gas.....	05	32		152.981	151.829	157.135	162.724	161.981

See footnotes at end of table.

Table 9. Producer price indexes for commodity and service groupings and individual items, not seasonally adjusted — Continued

[March 2024, Index base 1982=100, unless otherwise indicated]

Title	Commodity code		Other index base	Unadjusted index ¹				
	Group code	Item code		Nov. 2023	Dec. 2023 ^P	Jan. 2024 ^P	Feb. 2024 ^P	Mar. 2024 ^P
Liquefied petroleum gas.....	05	3201		152.981	151.829	157.135	162.724	161.981
Isopentane and natural gasoline.....	05	320102	06/09	88.256	81.429	83.654	91.333	103.754
Propane.....	05	320104		126.924	142.890	159.717	196.045	171.190
Butane.....	05	320105		124.516	137.704	136.426	139.021	131.503
Plant condensate, ethane, gas mixtures, and other natural gas liquids...	05	320108	06/09	52.728	50.600	51.863	50.376	50.938
Electric power.....	05	4		262.204	262.284	265.674	267.204	266.333
Residential electric power.....	05	41	12/90	223.768	223.751	227.924	227.464	228.868
Residential electric power.....	05	4121	12/90	223.768	223.751	227.924	227.464	228.868
Residential electric power.....	05	412101	12/90	223.768	223.751	227.924	227.464	228.868
Residential electric power, New England.....	05	4121011	12/07	196.861	196.861	215.067	215.318	215.318
Residential electric power, Middle Atlantic.....	05	4121012	12/07	140.674	140.107	147.440	147.910	148.055
Residential electric power, East North Central.....	05	4121013	12/07	167.947	168.932	176.564	177.129	177.034
Residential electric power, West North Central.....	05	4121014	12/07	139.011	135.810	133.737	135.141	134.830
Residential electric power, South Atlantic.....	05	4121015	12/07	152.260	152.614	152.496	152.939	152.350
Residential electric power, East South Central.....	05	4121016	12/07	155.403	155.368	158.478	156.086	161.812
Residential electric power, West South Central.....	05	4121017	12/07	141.580	141.847	138.045	134.764	136.037
Residential electric power, Mountain.....	05	4121018	12/07	132.216	132.493	132.147	132.147	136.153
Residential electric power, Pacific.....	05	4121019	12/07	231.507	231.533	238.731	238.716	241.113
Commercial electric power.....	05	42		245.092	245.058	247.243	248.189	247.491
Commercial electric power.....	05	4221	12/90	214.522	214.492	216.405	217.232	216.622
Commercial electric power.....	05	422101	12/90	214.522	214.492	216.405	217.232	216.622
Commercial electric power, New England.....	05	4221011	12/07	178.691	178.691	187.635	187.741	187.741
Commercial electric power, Middle Atlantic.....	05	4221012	12/07	134.915	136.601	126.577	127.402	122.965
Commercial electric power, East North Central.....	05	4221013	12/07	152.383	153.502	158.768	160.221	159.401
Commercial electric power, West North Central.....	05	4221014	12/07	138.755	134.090	133.949	136.879	136.603
Commercial electric power, South Atlantic.....	05	4221015	12/07	128.384	128.919	128.482	128.415	128.825
Commercial electric power, East South Central.....	05	4221016	12/07	145.740	144.056	146.257	146.291	147.586
Commercial electric power, West South Central.....	05	4221017	12/07	131.667	129.930	126.044	126.945	125.643
Commercial electric power, Mountain.....	05	4221018	12/07	143.393	144.267	142.926	142.926	146.643
Commercial electric power, Pacific.....	05	4221019	12/07	201.793	201.864	218.033	218.002	218.894
Industrial electric power.....	05	43		294.670	295.340	297.182	306.463	297.489
Industrial electric power.....	05	4321	12/90	247.773	248.337	249.885	257.690	250.144
Industrial electric power.....	05	432101	12/90	247.773	248.337	249.885	257.690	250.144
Industrial electric power, New England.....	05	4321011	12/07	158.369	178.295	186.303	195.488	178.749
Industrial electric power, Middle Atlantic.....	05	4321012	12/07	145.849	147.786	148.014	152.234	148.751
Industrial electric power, East North Central.....	05	4321013	12/07	230.459	235.578	245.261	255.897	253.488
Industrial electric power, West North Central.....	05	4321014	12/07	142.777	140.971	143.947	143.461	143.196
Industrial electric power, South Atlantic.....	05	4321015	12/07	122.360	122.903	123.626	123.882	124.797
Industrial electric power, East South Central.....	05	4321016	12/07	139.350	137.314	137.333	139.313	139.426
Industrial electric power, West South Central.....	05	4321017	12/07	119.757	119.399	118.412	114.955	108.537
Industrial electric power, Mountain.....	05	4321018	12/07	178.217	166.871	155.673	196.767	163.095
Industrial electric power, Pacific.....	05	4321019	12/07	201.706	202.467	203.114	202.848	204.791
Transportation electric power.....	05	46	12/10	129.038	129.219	127.922	127.835	129.157
Transportation electric power.....	05	4621	12/10	129.038	129.219	127.922	127.835	129.157
Transportation electric power.....	05	462111	12/10	129.038	129.219	127.922	127.835	129.157
Utility natural gas.....	05	5	12/90	271.330	273.279	275.444	276.324	266.931
Residential natural gas.....	05	51	12/90	277.549	277.432	280.426	281.279	275.033
Residential natural gas.....	05	5121	12/90	277.549	277.432	280.426	281.279	275.033
Residential natural gas.....	05	512101	12/90	277.549	277.432	280.426	281.279	275.033
Residential natural gas, New England.....	05	5121011	06/12	179.007	178.746	178.376	178.466	178.704
Residential natural gas, Middle Atlantic.....	05	5121012	06/12	145.990	149.596	154.480	154.058	153.780
Residential natural gas, East North Central.....	05	5121013	06/12	139.819	136.456	137.469	137.161	132.465
Residential natural gas, West North Central.....	05	5121014	06/12	137.321	138.785	138.445	141.584	132.764
Residential natural gas, South Atlantic.....	05	5121015	06/12	135.898	136.828	134.804	134.160	132.709
Residential natural gas, East South Central.....	05	5121016	06/12	110.068	107.405	106.225	106.910	104.109
Residential natural gas, West South Central.....	05	5121017	06/12	199.840	201.273	210.020	211.692	209.194
Residential natural gas, Mountain.....	05	5121018	06/12	202.520	202.822	198.234	198.142	196.895
Residential natural gas, Pacific.....	05	5121019	06/12	174.181	171.057	173.911	176.551	167.579
Commercial natural gas.....	05	52	12/90	270.009	272.188	272.318	272.973	262.993
Commercial natural gas.....	05	5221	12/90	270.009	272.188	272.318	272.973	262.993
Commercial natural gas.....	05	522101	12/90	270.009	272.188	272.318	272.973	262.993
Commercial natural gas, New England.....	05	5221011	06/12	181.633	181.422	181.890	182.197	182.492
Commercial natural gas, Middle Atlantic.....	05	5221012	06/12	128.965	130.550	136.985	135.347	134.156
Commercial natural gas, East North Central.....	05	5221013	06/12	139.535	141.335	138.765	140.027	132.766
Commercial natural gas, West North Central.....	05	5221014	06/12	145.157	149.121	148.186	152.623	137.535
Commercial natural gas, South Atlantic.....	05	5221015	06/12	118.621	119.315	114.772	115.618	115.674

See footnotes at end of table.

Table 9. Producer price indexes for commodity and service groupings and individual items, not seasonally adjusted — Continued
 [March 2024, Index base 1982=100, unless otherwise indicated]

Title	Commodity code		Other index base	Unadjusted index ¹				
	Group code	Item code		Nov. 2023	Dec. 2023 ^P	Jan. 2024 ^P	Feb. 2024 ^P	Mar. 2024 ^P
Commercial natural gas, East South Central.....	05	5221016	06/12	119.844	118.761	113.056	111.279	104.914
Commercial natural gas, West South Central.....	05	5221017	06/12	207.747	210.069	213.050	216.299	211.456
Commercial natural gas, Mountain.....	05	5221018	06/12	222.075	222.532	216.942	211.557	210.230
Commercial natural gas, Pacific.....	05	5221019	06/12	201.051	201.175	204.030	206.039	186.672
Industrial natural gas.....	05	53	12/90	219.841	219.494	218.657	220.255	214.437
Industrial natural gas.....	05	5321	12/90	219.841	219.494	218.657	220.255	214.437
Industrial natural gas.....	05	532101	12/90	219.841	219.494	218.657	220.255	214.437
Industrial natural gas, New England.....	05	5321011	09/16	181.530	181.337	185.861	186.396	186.903
Industrial natural gas, Middle Atlantic.....	05	5321012	09/16	137.441	138.864	138.027	137.935	135.808
Industrial natural gas, East North Central.....	05	5321013	06/12	122.203	128.164	128.096	130.667	126.155
Industrial natural gas, West North Central.....	05	5321014	06/12	174.060	176.236	177.609	175.118	165.759
Industrial natural gas, South Atlantic.....	05	5321015	09/16	148.273	150.131	148.779	149.237	143.912
Industrial natural gas, East South Central.....	05	5321016	09/16	116.613	112.467	110.894	109.447	107.311
Industrial natural gas, West South Central.....	05	5321017	09/16	169.072	157.678	160.155	162.513	159.692
Industrial natural gas, Mountain.....	05	5321018	09/16	180.668	180.668	179.605	184.474	177.767
Industrial natural gas, Pacific.....	05	5321019	09/16	148.308	157.553	151.164	151.328	147.829
Natural gas to electric power.....	05	54	12/90	231.813	236.007	238.152	238.899	227.136
Natural gas to electric power.....	05	5421	12/90	231.813	236.007	238.152	238.899	227.136
Natural gas to electric power.....	05	542101	12/90	231.813	236.007	238.152	238.899	227.136
Crude petroleum (domestic production).....	05	6		215.826	193.028	201.535	212.704	211.085
Crude petroleum (domestic production).....	05	61		215.826	193.028	201.535	212.704	211.085
Crude petroleum (domestic production).....	05	6101		215.826	193.028	201.535	212.704	211.085
Crude petroleum (domestic production).....	05	610102	06/84	235.065	210.234	219.500	231.665	229.901
Petroleum products, refined.....	05	7		284.959	256.034	256.244	288.797	293.699
Gasoline.....	05	71		228.402	208.189	215.204	241.673	256.804
Unleaded premium gasoline.....	05	7103		256.573	234.210	244.446	270.453	284.370
Unleaded premium gasoline.....	05	710304	06/02	290.677	265.340	276.937	306.401	322.168
Unleaded regular gasoline.....	05	7104		221.669	201.764	208.036	234.981	250.380
Unleaded regular gasoline.....	05	710404	06/02	266.362	242.444	249.982	282.358	300.862
Unleaded mid-premium gasoline.....	05	7105	12/87	413.884	363.512	378.396	434.314	457.938
Unleaded mid-premium gasoline.....	05	710504	06/02	283.041	248.594	258.772	297.013	313.168
Kerosene and jet fuels.....	05	72		303.652	266.565	267.303	298.829	281.312
Kerosene.....	05	7202		300.177	259.301	253.385	295.775	283.069
Kerosene.....	05	720201		300.191	259.312	253.396	295.789	283.081
Jet fuel.....	05	7203		304.737	267.791	268.963	299.873	281.995
Jet fuel.....	05	720301		307.081	269.850	271.031	302.180	284.164
Light fuel oils.....	05	73		369.728	321.916	309.382	361.596	357.745
Home heating oil and distillates.....	05	7302		266.100	239.913	249.348	276.608	255.742
Home heating oil and distillates.....	05	730201		266.100	239.913	249.348	276.608	255.742
No. 2 diesel fuel.....	05	7303		393.711	342.052	327.029	383.567	381.108
No. 2 diesel fuel.....	05	730302	06/85	492.829	428.164	409.359	480.131	477.053
Residual fuels (heavy fuel oils, incl. #5, #6, & other residual fuels).....	05	74		213.168	198.089	197.780	201.437	203.204
Residual fuels (heavy fuel oils, incl. #5, #6, & other residual fuels).....	05	7407	06/85	313.147	290.995	290.541	295.913	298.510
Residual fuels (heavy fuel oils, incl. #5, #6, & other residual fuels).....	05	740703	06/02	276.762	257.184	256.783	261.531	263.825
Finished lubricants.....	05	76		608.103	612.460	614.473	614.012	608.551
Lubricating grease.....	05	7603		518.287	518.287	518.287	518.287	518.287
Lubricating grease not from petroleum refineries.....	05	760303	06/85	501.454	501.454	501.454	501.454	501.454
Lubricating and similar oils.....	05	7604	06/85	563.802	568.845	571.176	570.641	564.320
Lubricating and similar oils not from petroleum refineries.....	05	760401	06/85	545.938	550.822	553.078	552.561	546.440
Lubricating oil base stocks.....	05	78	06/09	188.802	174.937	168.618	184.593	174.911
Lubricating oil base stocks.....	05	7801	06/09	188.802	174.937	168.618	184.593	174.911
Lubricating oil base stocks.....	05	780121	06/09	188.802	174.937	168.618	184.593	174.911
Asphalt and other petroleum and coal products, n.e.c.....	05	8	12/84	383.912	340.688	336.509	322.952	328.594
Asphalt and other petroleum and coal products, n.e.c.....	05	81	12/84	383.912	340.688	336.509	322.952	328.594
Asphalt.....	05	8102	06/85	255.681	237.084	241.620	225.248	250.407
Asphalt.....	05	810212	06/85	255.681	237.084	241.620	225.248	250.407
Other petroleum and coal products, including coke oven products, n.e.c.....	05	8103	12/84	869.032	762.674	747.100	722.547	717.437
Other petroleum and coal products, including coke oven products, n.e.c.....	05	810319	12/84	869.032	762.674	747.100	722.547	717.437
Other petroleum and coal products, made in coke oven establishments.....	05	8103191	06/09	184.392	183.670	181.190	179.087	178.420
Chemicals and allied products.....	06	—		345.289	343.080	341.561	344.428	344.706
Industrial chemicals.....	06	1		307.009	299.729	290.229	296.311	297.732
Basic inorganic chemicals.....	06	13		352.043	351.315	347.217	346.239	344.704

See footnotes at end of table.

Table 9. Producer price indexes for commodity and service groupings and individual items, not seasonally adjusted — Continued
 [March 2024, Index base 1982=100, unless otherwise indicated]

Title	Commodity code		Other index base	Unadjusted index ¹				
	Group code	Item code		Nov. 2023	Dec. 2023 ^P	Jan. 2024 ^P	Feb. 2024 ^P	Mar. 2024 ^P
Inorganic chemicals, other than alkalis and chlorine.....	06	1302		338.252	338.841	337.520	335.335	336.563
Aluminum compounds.....	06	130209	06/95	145.060	144.821	141.861	138.433	138.195
Inorganic acids, inc. hydrochloric, sulfuric acid, and other.....	06	13020T	12/08	112.934	114.016	117.505	109.820	111.779
Sulfuric acid.....	06	13020T1	06/87	185.403	189.089	194.818	183.788	182.798
Lime.....	06	130213		417.055	417.039	448.201	466.812	473.800
Potassium and sodium compounds, excluding bleaches, alkalis, and alum.....	06	130217	06/01	435.697	433.018	436.613	428.695	437.463
Rock salt.....	06	130271	12/84	428.230	428.230	429.609	429.609	—
Other inorganic chemicals, nec.....	06	130283	12/06	177.231	177.555	173.135	172.323	172.068
All other inorganic chemicals.....	06	1302833	12/08	124.617	124.915	123.286	122.550	122.320
Alkalis and chlorine, including natural sodium carbonate and sulfate.....	06	1303		433.561	427.882	413.128	416.542	404.625
Chlorine, sodium hydroxide, and other alkalis.....	06	130302	06/05	214.971	212.178	204.611	206.656	200.744
Sodium hydroxide (caustic soda).....	06	1303024	12/07	142.502	139.664	136.675	139.463	133.073
Other alkalis.....	06	1303028	12/11	158.560	157.968	149.371	148.746	148.062
Basic organic chemicals.....	06	14		301.174	292.586	281.977	289.453	291.447
Primary basic organic chemicals.....	06	1401		248.894	243.922	238.911	252.510	271.006
Aromatics.....	06	140197	06/01	263.870	254.791	238.795	254.502	279.362
Liquid refinery gases.....	06	140198	06/01	219.712	216.551	215.707	227.743	242.961
Cyclic intermediate chemicals and dyes.....	06	1402		276.207	275.268	274.121	275.141	270.156
Cyclic intermediate chemicals.....	06	140281	06/01	259.860	259.034	258.593	260.159	254.801
Synthetic organic dyes.....	06	140282	06/01	124.253	123.625	120.860	119.182	119.294
Other basic organics.....	06	1403		297.892	287.678	274.403	277.896	270.560
Ethanol (ethyl alcohol).....	06	140341		270.793	236.471	208.269	209.251	189.604
Other basic organics, n.e.c.....	06	140399	06/87	299.515	298.592	291.267	295.599	293.068
Fatty acids.....	06	1403991	12/07	214.471	200.310	173.331	167.599	160.624
Bulk pesticides and other bulk synthetic organic agricultural chemicals, excluding preparation.....	06	1403992	12/07	281.816	281.799	282.148	280.539	280.495
Industrial organic flavor oil mixtures and blends.....	06	1403993	12/08	326.078	325.098	339.440	335.639	335.325
Natural organic chemicals.....	06	1403995	12/08	138.835	139.235	135.811	135.811	132.540
Synthetic organic chemicals for use as flavor and perfume materials.....	06	1403997	12/07	184.299	184.299	184.395	184.299	—
Synthetic organic rubber-processing chemicals.....	06	1403998	12/07	140.455	142.656	140.653	143.912	—
Synthetic organic plasticizers.....	06	1403999	12/07	148.253	149.134	140.149	149.465	143.142
Other synthetic organic chemicals.....	06	140399A	12/07	100.243	102.224	104.855	107.682	106.559
Miscellaneous end use chemicals and chemical products, excluding urea.....	06	140399B	12/07	232.427	231.315	223.043	229.105	225.287
Miscellaneous cyclic and acyclic chemicals and chemical products, excluding fatty acid esters.....	06	140399C	12/07	131.752	131.686	127.836	128.167	129.786
Paints and allied products.....	06	2		401.425	401.048	400.576	399.396	398.674
Prepared paint.....	06	21		418.188	418.133	418.510	417.054	416.050
Architectural coatings.....	06	2101		507.619	507.598	509.609	509.609	509.609
Architectural coatings.....	06	210104	12/03	278.476	278.465	279.568	279.568	279.568
Exterior architectural coatings.....	06	2101041	12/12	185.042	185.020	187.056	187.056	187.056
Interior architectural coatings.....	06	2101042	12/12	152.876	152.876	152.876	152.876	152.876
OEM finishes excluding marine coatings.....	06	2102	06/83	260.915	260.492	258.845	257.719	258.215
OEM finishes excluding marine coatings.....	06	210201	06/83	260.915	260.492	258.845	257.719	258.215
Transportation finishes, except powdered and high-solids coatings.....	06	2102011	12/12	118.648	118.535	118.322	116.329	117.403
All other product finishes for original equipment manufacturers (OEM), excluding marine coating.....	06	2102012	12/12	145.333	145.072	143.980	143.834	143.835
Special purpose coatings, incl. marine, industrial & construction coatings.....	06	2103	06/83	529.897	530.456	530.466	524.347	517.654
Special purpose coatings, incl. marine, industrial & construction coatings.....	06	210301	06/83	529.897	530.456	530.466	524.347	517.654
Paint materials.....	06	22		339.346	337.671	335.700	335.243	335.230
Paint colors.....	06	2202		280.301	278.727	274.117	273.687	273.675
All other inorganic pigments, including TiO ₂ , chrome colors, and other white opaque pigments.....	06	22020N	09/21	122.083	123.254	121.055	121.055	121.049
Synthetic organic pigments, lakes, and toners.....	06	220298	06/87	209.968	189.818	188.316	186.079	186.079
Allied and miscellaneous paint products.....	06	23	06/83	419.411	419.965	414.717	414.229	414.330
Allied and miscellaneous paint products.....	06	2301	06/83	419.411	419.965	414.717	414.229	414.330
Allied and miscellaneous paint products.....	06	230104	12/03	237.426	237.740	234.769	234.493	234.550
Drugs and pharmaceuticals.....	06	3		666.429	665.910	672.994	676.479	676.714
Medicinal and botanical chemicals, drugs, and other products.....	06	31		187.047	186.661	187.404	202.206	202.656
Medicinal and botanical chemicals, drugs, and other products.....	06	3102	06/82	187.102	186.716	187.459	202.266	202.716
Synthetic organic medicinal chemicals, medicinal & botanical drugs, & other products.....	06	310203	06/82	187.102	186.716	187.459	202.266	202.716
Veterinary pharmaceutical preparations.....	06	34		211.805	211.805	216.394	216.394	216.394
Pharmaceuticals for veterinary use.....	06	3403	12/87	210.418	210.418	214.977	214.977	214.977
Pharmaceuticals for veterinary use.....	06	340303	06/01	160.482	160.482	163.959	163.959	163.959

See footnotes at end of table.

Table 9. Producer price indexes for commodity and service groupings and individual items, not seasonally adjusted — Continued
 [March 2024, Index base 1982=100, unless otherwise indicated]

Title	Commodity code		Other index base	Unadjusted index ¹				
	Group code	Item code		Nov. 2023	Dec. 2023 ^P	Jan. 2024 ^P	Feb. 2024 ^P	Mar. 2024 ^P
Biological products, including diagnostics.....	06	37		328.168	327.162	330.175	330.399	330.640
Biological products, excluding diagnostic, for veterinary, industrial, and all other misc. uses.....	06	3717	12/04	173.193	170.761	178.079	178.079	178.079
Biological products, excluding diagnostic, for veterinary, industrial, and all other misc. uses.....	06	371705	12/22	114.819	113.207	118.058	118.058	118.058
Diagnostics.....	06	3718	06/09	143.834	143.775	144.378	144.627	144.895
In-vitro diagnostic substances.....	06	371801		227.687	227.918	229.541	226.869	226.811
Biological products, excluding diagnostic, for human use.....	06	3719	06/09	156.414	156.414	155.940	155.940	155.940
Biological products, excluding diagnostic, for human use.....	06	371904	12/22	102.693	102.693	102.382	102.382	102.382
Pharmaceutical preparations.....	06	38	06/01	289.593	289.653	292.918	293.530	293.550
Pharmaceuticals affecting neoplasms, the endocrine system, & metabolic diseases.....	06	3801	06/01	314.729	314.729	315.902	315.902	315.903
Cancer therapy products.....	06	380102	12/09	117.783	117.783	120.174	120.174	120.174
Insulin/antidiabetes products.....	06	380103	12/09	316.470	316.470	288.538	288.538	288.552
Other neoplasms, endocrine system, and metabolic diseases.....	06	380104	12/09	176.874	176.874	179.160	179.160	179.160
Hormones and oral contraceptives.....	06	380105	12/09	226.878	226.878	227.071	227.071	227.071
Pharmaceuticals acting on the central nervous system and the sense organs.....	06	3802	06/01	343.632	343.632	353.678	355.884	355.884
Analgesics.....	06	380202	12/09	290.017	290.017	290.017	294.439	294.439
Analgesics, over-the-counter.....	06	380202OC	06/81	277.623	277.623	277.623	277.623	277.623
Analgesics, prescription.....	06	380202RX	06/81	2,489.804	2,489.804	2,489.804	2,531.530	2,531.530
Psychotherapeutics.....	06	380203	12/09	203.338	203.338	203.404	205.454	205.454
Antidepressants.....	06	3802031	12/09	203.832	203.832	203.832	205.912	205.912
Other psychotherapeutics, including tranquilizers.....	06	3802032	12/09	210.012	210.012	210.555	212.486	212.486
Anticonvulsants.....	06	380204	12/09	221.858	221.858	222.446	231.051	231.051
Other central nervous system and sense organs.....	06	380205	12/09	206.168	206.168	216.340	216.351	216.351
Pharmaceuticals acting on the cardiovascular system.....	06	3803	06/01	447.212	447.156	449.921	449.921	449.921
Other cardiovascular preparations.....	06	380305	12/09	331.807	331.743	331.806	331.806	331.806
Pharmaceuticals acting on the respiratory system.....	06	3804	06/01	223.867	223.867	227.018	227.019	227.019
Antihistamines and bronchodilators, including antiasthmatics.....	06	380402	12/07	167.912	167.912	169.885	169.885	169.885
Other respiratory preparations.....	06	380403	12/07	178.561	178.561	181.755	181.756	181.756
Other respiratory preparations, over-the-counter.....	06	380403OC	12/07	124.640	124.640	124.640	124.640	124.640
Other respiratory preparations, prescription.....	06	380403RX	12/07	177.383	177.383	-	-	-
Pharmaceuticals acting on the digestive or the genito-urinary systems.....	06	3805	06/01	200.785	200.785	186.707	186.786	186.786
Other digestive or genito-urinary preparations.....	06	380503	12/09	146.124	146.124	134.708	134.772	134.772
Other digestive or genito-urinary preparations, prescription.....	06	380503RX	06/01	220.570	220.570	198.928	199.049	199.049
Pharmaceuticals acting on the skin.....	06	3806	06/01	191.524	189.910	190.970	190.387	190.577
Other pharmaceutical preparations acting on the skin.....	06	380603	12/09	125.733	125.733	126.403	125.950	125.950
Anti-acne preparations.....	06	380606	12/09	111.783	111.783	112.890	112.890	112.890
Vitamin, nutrient, and hematinic preparations.....	06	3807	06/01	153.304	154.100	154.100	154.100	154.121
Multivitamins.....	06	380702	12/09	127.087	127.087	127.087	127.087	127.087
Other vitamins and nutrients.....	06	380703	12/09	138.547	139.656	139.657	139.657	139.657
Pharmaceuticals affecting parasitic and infective diseases.....	06	3808	06/01	278.209	278.209	280.365	281.030	281.030
Broad and medium spectrum antibiotics.....	06	380802	12/09	171.403	171.403	171.403	171.403	171.403
Systemic antivirals.....	06	380803	12/09	196.197	196.197	202.588	202.588	202.588
Other parasitic and infective diseases.....	06	380804	12/09	213.823	213.823	216.176	217.261	217.261
Fats and oils, inedible.....	06	4		315.362	309.356	362.562	344.964	341.991
Fats and oils, inedible.....	06	41		315.362	309.356	362.562	344.964	341.991
Fats and oils, inedible.....	06	4101		315.362	309.356	362.562	344.964	341.991
Soybean oil, processed for inedible purposes.....	06	410131	06/95	185.352	183.958	225.394	214.038	213.117
Crude soybean oil, degummed, made from soybeans crushed in the same establishment.....	06	4101311	12/07	86.921	85.916	146.759	143.839	143.550
Soybean oil, all other types.....	06	4101312	12/07	138.502	137.794	129.405	118.632	117.809
Lard, inedible tallow, and grease, except wool grease.....	06	410132	06/02	476.177	443.864	413.618	398.074	384.587
Agricultural chemicals and chemical products.....	06	5		279.801	285.046	285.039	283.095	286.573
Mixed fertilizers.....	06	51		259.617	259.539	262.182	263.290	264.925
Mixed fertilizers.....	06	5105	06/86	273.944	273.862	276.650	277.820	279.545
Mixed fertilizers.....	06	510501	06/86	273.944	273.862	276.650	277.820	279.545
Mixed fertilizers, made in plants which manufacture fertilizer materials.....	06	5105011	12/09	270.744	270.744	270.744	270.235	270.235
Mixed fertilizers, dry, mixing only.....	06	5105012	12/09	131.019	130.945	132.528	133.077	133.871
Mixed fertilizers, liquid, mixing only.....	06	5105013	12/09	111.020	111.020	115.310	118.444	121.973
Fertilizer materials.....	06	52		302.036	314.204	313.687	308.216	316.018
Nitrogenates.....	06	5201		341.003	361.133	349.298	327.117	336.588
Fertilizer materials of organic origin.....	06	520137	12/93	233.665	233.665	236.026	235.872	235.511
Synthetic ammonia, nitric acid, ammonium compounds, and urea.....	06	52013A	12/14	107.127	114.088	109.887	102.224	105.515
Phosphates.....	06	5202		282.634	288.786	297.517	305.502	312.260
Phosphoric acid, 52-54 percent APA, superphosphates and other phosphate fertilizer materials.....	06	52026A	12/14	122.360	125.023	128.803	132.260	135.185

See footnotes at end of table.

Table 9. Producer price indexes for commodity and service groupings and individual items, not seasonally adjusted — Continued
 [March 2024, Index base 1982=100, unless otherwise indicated]

Title	Commodity code		Other index base	Unadjusted index ¹				
	Group code	Item code		Nov. 2023	Dec. 2023 ^P	Jan. 2024 ^P	Feb. 2024 ^P	Mar. 2024 ^P
Other agricultural chemicals.....	06	53		217.656	218.682	217.981	217.908	218.099
Other agricultural chemicals.....	06	5301		217.656	218.682	217.981	217.908	218.099
Lawn and garden pesticides and chemicals.....	06	530107	06/03	194.297	194.297	193.175	193.175	193.175
Household and institutional pesticides and chemicals.....	06	530108	06/03	183.171	183.171	183.984	183.978	183.978
Agricultural and commercial pesticides and chemicals.....	06	530109	06/03	143.022	143.769	143.253	143.199	143.339
Plastic resins and materials.....	06	6		266.482	265.438	262.312	268.880	266.772
Thermoplastic resins and plastics materials.....	06	62		268.972	267.825	264.566	270.835	270.357
Thermoplastic resins and plastics materials.....	06	6212	12/03	186.908	186.110	183.846	188.202	187.870
Thermoplastic resins and plastics materials.....	06	621201	12/03	186.908	186.110	183.846	188.202	187.870
Thermosetting resins and plastics materials.....	06	63		267.513	267.119	264.715	273.848	260.107
Thermosetting resins and plastics materials.....	06	6306	12/98	190.633	190.352	188.639	195.148	185.356
Thermosetting resins and plastics materials.....	06	630601	12/98	190.633	190.352	188.639	195.148	185.356
Other chemicals and allied products.....	06	7		256.434	257.325	258.077	257.392	257.301
Soaps and detergents.....	06	71		235.965	239.392	240.050	240.050	240.050
Soaps and other detergents.....	06	7104	06/83	226.634	229.925	230.557	230.557	230.557
Soaps and detergents, commercial, industrial, and institutional.....	06	710401	06/83	322.225	331.271	332.919	332.919	332.919
Commercial, industrial, and institutional hard surface cleaners.....	06	71040101	12/11	119.675	119.571	120.227	120.227	120.227
Commercial, industrial, and institutional laundry detergents.....	06	71040102	12/11	140.425	140.425	140.425	140.425	140.425
Commercial, industrial, and institutional dishwashing detergents.....	06	71040103	12/11	170.365	183.013	183.013	183.013	183.013
Commercial, industrial, and institutional metal cleaners.....	06	71040104	12/11	146.754	146.754	146.754	146.754	146.754
Dairy, farm, and food plant cleaners, sanitizers, etc.....	06	71040106	12/11	136.474	136.474	136.474	136.474	136.474
Commercial, industrial, and institutional soaps, excluding specialty cleaners.....	06	71040107	12/11	142.466	142.466	144.648	144.648	144.648
Household detergents.....	06	710402		187.864	188.021	188.052	188.052	188.052
Household alkaline detergents and cleaners.....	06	7104021	05/18	141.344	141.468	141.492	141.492	141.492
Household dry and liquid laundry detergents.....	06	7104022	05/18	116.658	116.658	116.658	116.658	116.658
Soaps, excluding specialty cleaners, household.....	06	710403	06/83	222.562	221.976	221.976	221.976	221.976
Polish and other sanitation goods.....	06	72	06/83	232.148	232.139	232.319	233.498	233.497
Polish and other sanitation goods.....	06	7201	06/83	232.148	232.139	232.319	233.498	233.497
Polishing preparations and related products.....	06	720103	06/83	297.012	297.012	296.737	296.737	296.737
Specialty cleaning and sanitation products.....	06	720105	05/17	121.687	121.679	121.871	122.968	122.966
Disinfectants, nonagricultural, industrial and institutional.....	06	7201051	05/17	157.533	157.533	158.025	158.025	158.025
Air and room fresheners.....	06	7201053	12/11	127.233	127.233	127.139	127.139	127.139
Laundry fabric softeners and rinses, liquid and dry.....	06	7201058	05/17	113.515	113.515	113.658	113.658	113.658
Other specialty cleaning and sanitation products.....	06	7201059	12/11	121.932	121.910	122.015	124.869	124.866
Cosmetics and other toilet preparations.....	06	75		190.196	190.198	190.158	191.773	191.927
Shaving preparations.....	06	7502		191.580	191.580	190.214	190.214	190.214
Shaving preparations.....	06	750206	06/99	169.509	169.509	168.299	168.299	168.299
Perfumes, toilet waters, and colognes.....	06	7503		193.786	193.786	193.786	195.970	195.970
Perfumes, toilet waters, and colognes.....	06	750306	06/99	120.866	120.866	120.866	122.228	122.228
Hair preparations (including shampoos).....	06	7504		215.820	215.820	215.820	218.296	219.747
Hair preparations (including shampoos).....	06	750407	06/99	159.744	159.744	159.744	161.577	162.651
Hair preparations incl professional, consumer, and cream/gel shampoos.....	06	75040701	12/11	141.831	141.831	141.831	141.831	141.831
Hair tonics and hair dressings incl professional and consumer use.....	06	75040702	12/11	115.068	115.068	115.068	121.151	124.715
Toothpastes, denture cleaners, and mouthwashes.....	06	7505		174.433	174.433	174.433	174.420	174.420
Denture cleaners, mouthwashes, gargles, and rinses.....	06	750504	12/11	138.590	138.590	138.590	138.590	138.590
Creams, lotions, and oils, excluding shaving, hair, and deodorant.....	06	7514	06/99	134.219	134.219	134.219	134.499	134.499
Creams, lotions, and oils, excluding shaving, hair, and deodorant.....	06	751401	06/99	134.219	134.219	134.219	134.499	134.499
Other cosmetics and toilet preparations.....	06	7515	06/99	126.139	126.142	126.142	127.877	127.877
Other cosmetics and toilet preparations.....	06	751501	06/99	126.139	126.142	126.142	127.877	127.877
Misc. chemical prod. and preparations.....	06	79		318.597	319.349	320.915	317.607	317.247
Explosives and blasting accessories.....	06	7902		283.130	282.092	291.077	295.297	294.306
Explosives and blasting accessories.....	06	790234	12/03	174.032	173.394	178.917	181.511	180.901
Industrial gases.....	06	7903		360.495	363.384	371.743	354.088	353.863
Carbon dioxide.....	06	790302		533.715	530.562	542.127	556.063	557.196
Nitrogen.....	06	790303		233.059	244.549	232.689	217.779	218.064
Oxygen.....	06	790304		577.040	577.604	598.373	587.994	586.776
Argon and hydrogen.....	06	790309	06/09	93.055	97.006	95.424	97.795	97.134
Other industrial gases (including fluorocarbon and acetylene).....	06	790312	06/09	282.261	281.615	293.767	270.523	270.523
Adhesives and sealants.....	06	7904	12/83	359.758	359.065	359.263	358.015	360.170
Synthetic resin and rubber adhesives.....	06	790402	12/83	362.898	361.756	361.239	359.184	361.752
Epoxy adhesives.....	06	7904021	12/11	160.631	160.631	160.631	160.631	161.262
Other synthetic resin and rubber adhesives.....	06	7904026	12/11	134.893	134.445	133.957	134.285	135.818
Structural sealants (load bearing).....	06	790407	12/11	117.350	117.350	117.343	117.343	118.322
Nonstructural caulking compounds and sealants.....	06	79040A	12/11	178.915	178.915	179.904	179.904	180.840
Surface active agents.....	06	7905	12/83	349.326	349.326	349.326	349.326	349.326

See footnotes at end of table.

Table 9. Producer price indexes for commodity and service groupings and individual items, not seasonally adjusted — Continued
 [March 2024, Index base 1982=100, unless otherwise indicated]

Title	Commodity code		Other index base	Unadjusted index ¹				
	Group code	Item code		Nov. 2023	Dec. 2023 ^P	Jan. 2024 ^P	Feb. 2024 ^P	Mar. 2024 ^P
Surfactants (bulk surface active agents).....	06	790502	12/83	389.718	389.718	389.718	389.718	389.718
Gum and wood chemicals, including wood distillation products.....	06	7906	06/84	523.792	523.281	526.123	541.017	536.492
Gum and wood chemicals, including wood distillation products.....	06	790607	12/03	341.973	341.639	343.495	353.219	350.265
Other miscellaneous chemical products.....	06	7909		268.165	269.251	269.203	267.488	266.043
Carbon black, all processes.....	06	790918	12/83	637.096	619.364	632.754	612.581	580.412
Printing ink.....	06	790919	06/84	267.724	268.282	267.960	266.938	267.730
Gravure printing inks.....	06	7909192	12/11	104.728	104.728	104.720	104.884	104.884
Lithographic and offset inks.....	06	7909193	12/11	132.895	132.895	132.893	132.893	133.364
News and nonheat web offset printing inks.....	06	79091931	12/11	139.081	139.081	139.081	139.081	145.747
Publication and commercial web inks.....	06	79091932	12/11	133.064	133.064	133.064	133.064	133.064
Sheet-fed general inks.....	06	79091933	12/11	130.914	130.914	130.903	130.903	130.903
Sheet-fed packaging inks.....	06	79091934	12/11	127.211	127.211	127.211	127.211	127.211
Flexographic printing inks.....	06	7909194	12/11	160.240	160.240	160.240	157.946	157.946
Nonimpact/digital inks.....	06	7909195	12/11	195.526	196.653	195.881	196.367	195.585
All other printing inks.....	06	7909196	12/11	122.597	123.059	123.059	123.053	122.896
Water-treating compounds.....	06	790961	06/85	209.984	216.948	217.081	216.901	216.105
Automotive chemicals.....	06	790991	06/09	114.218	114.241	114.273	114.096	114.073
All other chemical preparations, including essential oils, matches, and gelatin.....	06	790999	06/85	297.997	299.324	298.303	296.451	295.586
Rubber and plastic products.....	07	—		251.296	250.925	251.101	251.238	252.029
Rubber and rubber products.....	07	1		221.361	220.900	220.704	221.441	222.798
Synthetic rubber, inc. styrene-butadiene rubber (SBR) and ethylene propylene.....	07	11		224.945	221.576	218.100	220.708	228.550
Synthetic rubber.....	07	1102		226.115	222.728	219.234	221.856	229.738
Synthetic rubber, inc. sbr and ethylene propylene.....	07	110224	06/03	179.140	176.457	173.689	175.766	182.011
Tires, tubes, tread, & repair materials.....	07	12		194.360	194.376	194.456	194.474	194.278
Tires.....	07	1201		189.795	189.795	189.877	189.894	189.699
Pneumatic tires (including passenger, truck, bus, tractor, industrial, and other tires).....	07	12010		189.901	189.901	189.986	190.004	189.801
Passenger car pneumatic tires.....	07	120104	12/03	196.594	196.594	196.957	196.880	196.581
Truck and bus (including off-the-highway) pneumatic tires.....	07	120105		187.406	187.406	186.753	187.066	186.958
Tread rubber, tire sundries, and repair materials.....	07	1203		293.911	294.894	294.789	294.799	294.795
Tread rubber, tire sundries, and repair materials.....	07	120354	12/03	211.429	212.137	212.061	212.061	212.065
Miscellaneous rubber products.....	07	13		254.213	254.433	255.300	256.067	256.459
Rubber and plastics footwear, including athletic footwear.....	07	1301		156.248	156.248	156.179	160.593	160.593
Rubber and plastics footwear, including athletic footwear.....	07	130109	12/11	116.462	116.462	116.411	119.701	119.701
Rubber and plastic belts and belting.....	07	1303		351.212	351.212	355.785	355.894	356.257
Flat rubber and plastics belts and belting.....	07	130371	12/03	314.849	314.849	320.066	320.224	320.754
Rubber and plastics transmission belts and belting (excluding flat).....	07	130372	12/03	160.285	160.286	161.465	161.465	161.465
Rubber and plastics hose.....	07	1304		292.266	292.266	290.606	291.166	294.708
Rubber and plastics hose.....	07	130411	12/11	129.590	129.590	128.854	129.102	130.673
Industrial rubber and plastics hose without fittings.....	07	1304116	12/11	117.909	117.909	117.909	117.909	117.909
Rubber and plastics water hose (incl. fire, irrigation, etc.).....	07	1304117	12/11	152.213	152.213	152.630	154.106	154.106
Rubber and plastics hose for on- and off-highway motor vehicles.....	07	1304118	12/11	126.099	126.099	123.664	123.664	128.213
Miscellaneous rubber products, n.e.c.....	07	1306	06/83	230.422	230.689	231.523	232.295	232.242
All other industrial rubber products.....	07	130604	06/83	330.700	331.533	333.275	338.386	338.386
All other miscellaneous rubber goods.....	07	130606	06/83	246.571	246.571	250.327	250.003	250.003
Rubber compounds or mixtures for sale or interplant transfer.....	07	130612	06/83	295.081	296.210	297.493	297.493	297.493
Rubber products for mechanical use.....	07	130617	12/04	145.289	145.289	145.356	145.355	145.355
Molded rubber mechanical goods automotive.....	07	1306171	12/11	109.671	109.671	109.671	109.671	109.671
Molded rubber mechanical goods, transportation/off-highway.....	07	1306172	12/11	128.141	128.141	126.783	126.783	126.783
Other molded rubber mechanical goods (excluding tubing).....	07	1306179	12/11	153.772	153.772	155.734	155.733	155.733
Other extruded rubber mechanical goods (excl. auto)(excl. tubing).....	07	130617C	12/11	126.667	126.667	126.667	126.667	126.667
Rubber coated fabrics, garments, and footwear.....	07	130618	06/06	206.633	206.633	213.556	213.556	213.556
Plastic products.....	07	2		271.254	270.899	271.213	271.145	271.768
Plastic construction products.....	07	21		344.142	342.669	343.581	343.314	343.358
Plastics construction products.....	07	2106		344.142	342.669	343.581	343.314	343.358
Plastics pipe.....	07	210603	12/05	193.056	190.590	189.726	189.152	188.138
Plastics drain, waste, and vent pipe.....	07	2106031	12/11	144.655	142.572	140.280	139.591	137.750
Plastics water pipe.....	07	2106033	12/11	232.221	227.603	230.210	226.273	225.656
Plastics sewer, stormdrain, and water main pipe.....	07	2106038	12/17	203.602	202.142	198.909	199.390	198.638
Other plastics pipe.....	07	210603B	12/11	170.663	170.663	170.663	170.663	170.663
Plastics pipe fittings and unions.....	07	210604	12/05	316.358	318.131	320.453	321.428	323.810
Plastics plumbing fixtures.....	07	210605	12/05	167.728	166.224	168.141	168.141	168.141
Other plastics construction products.....	07	210606		297.212	297.417	298.790	298.769	299.523
Building and construction polystyrene foam products.....	07	2106061	06/08	198.280	198.280	198.280	198.514	198.514
Building & construction fabricated plastics products (excl foam, plumbing fixtures, hardware).....	07	2106063	06/08	168.748	168.879	169.760	169.721	170.204

See footnotes at end of table.

Table 9. Producer price indexes for commodity and service groupings and individual items, not seasonally adjusted — Continued

[March 2024, Index base 1982=100, unless otherwise indicated]

Title	Commodity code		Other index base	Unadjusted index ¹				
	Group code	Item code		Nov. 2023	Dec. 2023 ^P	Jan. 2024 ^P	Feb. 2024 ^P	Mar. 2024 ^P
Unsupported plastic film, sheet and other shapes.	07	22		270.726	272.229	268.726	271.368	270.305
Unsupported plastics film, sheet, and other shapes.	07	2205	12/82	268.279	269.769	266.297	268.916	267.862
Unsupported plastics film, sheet, and other shapes.	07	220501	12/82	268.279	269.769	266.297	268.916	267.862
Unlaminated polyethylene film and sheet.	07	2205011	12/11	125.051	125.072	124.805	126.752	126.508
Unlaminated vinyl and vinyl copolymer film and sheet.	07	2205013	12/11	159.282	159.282	154.580	154.580	—
Miscellaneous unlaminated plastics film and sheet.	07	2205014	12/11	108.604	108.474	108.373	109.152	109.145
Unlaminated plastics profile shapes.	07	2205015	12/11	137.223	138.715	134.332	134.270	133.236
Laminated plastic sheets, rods, and tubes.	07	23		272.202	273.886	274.279	274.279	274.279
Laminated plastics plates, sheet (except packaging), and shapes.	07	2304		272.569	274.255	274.649	274.649	274.649
Laminated plastics plates, sheet (except packaging), and shapes.	07	230401	12/82	280.571	282.307	282.712	282.712	282.712
Parts for manufacturing from plastics.	07	26		179.454	179.417	179.435	179.380	181.293
Parts for transportation equipment.	07	2601		169.236	169.160	169.185	169.203	171.868
Parts for transportation equipment.	07	260105	12/82	167.854	167.778	167.803	167.820	170.464
Transportation polyurethane foam products.	07	2601051	12/11	124.749	124.749	124.997	124.997	124.997
Transportation fabricated plastic parts (excluding foam and reinforced plastics).	07	2601052	12/11	130.049	129.986	129.986	130.000	132.213
Other parts and components for manufacturing.	07	2602		177.795	178.885	178.885	178.885	178.896
Other parts and components for manufacturing.	07	260205	12/82	177.933	179.024	179.024	179.024	179.035
All other miscellaneous polyurethane foam products.	07	2602051	12/11	119.734	119.734	119.734	119.734	119.734
Electrical & electronic fabricated plastics (excl. foam and reinforced plastics).	07	2602052	12/11	111.010	113.068	113.068	113.068	113.068
All other polystyrene foam products incl. transportation application uses.	07	2602053	12/11	172.161	172.161	172.161	172.161	172.161
Industrial machinery plastics products, excl foam (incl gears, bearings, bushings, cams).	07	2602054	12/11	144.730	144.730	144.730	144.730	144.751
Foam components for furniture.	07	2603	12/82	265.406	262.642	262.642	261.758	261.674
Foam components for furniture.	07	260305	12/99	195.559	193.522	193.522	192.871	192.809
Other plastic products.	07	29	12/82	300.314	300.686	302.606	303.472	303.618
Other plastics products.	07	2901	12/82	300.314	300.686	302.606	303.472	303.618
Custom compounding of purchased resins and color concentrates.	07	290196	12/99	199.297	199.019	201.287	201.174	201.617
All other reinforced and fiberglass plastics products.	07	290197	12/99	245.651	247.043	246.737	248.925	248.386
Products made of foam other than polystyrene or polyurethane.	07	290198	12/99	164.342	164.342	165.096	—	—
Plastic packaging products.	07	2A	12/06	145.842	145.386	146.698	145.788	146.375
Plastics packaging products.	07	2A01	12/06	145.842	145.386	146.698	145.788	146.375
Plastics packaging products.	07	2A0101	12/06	145.842	145.386	146.698	145.788	146.375
Other plastics packaging products, excluding film, sheet, foam and bottles.	07	2A01012	12/09	133.872	132.871	134.618	134.024	134.852
Packaging polyurethane foam products.	07	2A01013	12/09	198.492	198.492	198.492	198.492	198.492
Plastics bottles.	07	2A01014	12/09	130.090	130.480	131.516	130.143	130.406
Polystyrene foam food containers.	07	2A01015	12/11	230.892	230.373	229.669	228.802	229.250
Polystyrene foam protective shipping pads, shaped cushioning, etc.	07	2A01016	12/11	232.095	232.095	232.095	230.919	230.919
Consumer, institutional, and commercial products, n.e.c.	07	2B	12/06	194.866	194.721	194.630	194.806	195.125
All other consumer, institutional, and commercial products.	07	2B01	12/06	194.866	194.721	194.630	194.806	195.125
All other consumer, institutional, and commercial products.	07	2B0101	12/06	194.866	194.721	194.630	194.806	195.125
Consumer and institutional polystyrene foam products.	07	2B01011	12/07	225.537	225.147	224.273	224.572	224.342
Consumer and institutional polyurethane foam products.	07	2B01013	12/07	203.956	203.956	203.956	203.956	203.956
Consumer/institutional/commercial fabricated plastics products.	07	2B01015	12/07	177.056	176.955	176.990	177.142	177.539
Recyclable plastics.	07	2C	12/11	87.503	84.221	83.376	80.413	—
Recyclable plastics.	07	2C01	12/11	87.503	84.221	83.376	80.413	—
Recyclable plastics.	07	2C0101	12/11	87.503	84.221	83.376	80.413	—
Lumber and wood products.	08	—		294.547	295.423	295.573	297.552	298.770
Lumber.	08	1		240.351	244.854	246.353	249.562	254.731
Softwood lumber.	08	11		240.798	241.386	244.297	247.904	255.753
Softwood cut stock and dimension.	08	1105		232.631	232.229	232.581	230.410	236.694
Softwood cut stock and dimension.	08	110503		248.289	247.860	248.236	245.918	252.626
Softwood lumber, not edge worked.	08	1106	12/03	122.165	122.518	124.218	126.494	130.925
Softwood lumber, not edge worked.	08	110601	12/03	122.165	122.518	124.218	126.494	130.925
Softwood dressed lumber, less than 2 inches in nominal thickness, not edge worked.	08	1106012	06/12	105.567	106.392	106.813	117.599	126.700
Softwood dressed 2-inch lumber, 2 inches in nominal thickness only, not edge worked.	08	1106013	06/12	128.309	130.744	133.335	136.338	142.826
Softwood dressed lumber and timbers, more than 2 inches in nominal thickness, not edge worked.	08	1106014	06/12	118.531	114.692	118.215	115.039	117.579
Softwood lumber, made from purchased lumber.	08	1107	12/03	255.435	255.745	256.336	255.789	256.057
Softwood lumber, made from purchased lumber.	08	110701	12/03	255.435	255.745	256.336	255.789	256.057
Hardwood lumber.	08	12		249.915	260.317	259.821	262.586	264.068
Hardwood cut stock and dimension.	08	1203		296.540	297.248	297.250	297.253	302.806
Hardwood cut stock and dimension.	08	120311	06/84	258.001	258.618	258.619	258.621	263.453

See footnotes at end of table.

Table 9. Producer price indexes for commodity and service groupings and individual items, not seasonally adjusted — Continued
 [March 2024, Index base 1982=100, unless otherwise indicated]

Title	Commodity code		Other index base	Unadjusted index ¹				
	Group code	Item code		Nov. 2023	Dec. 2023 ^P	Jan. 2024 ^P	Feb. 2024 ^P	Mar. 2024 ^P
Hardwood flooring.....	08	1204	06/84	263.975	264.293	264.575	265.259	262.732
Oak and maple hardwood flooring.....	08	120401	06/84	266.668	267.010	267.314	268.499	265.781
Hardwood flooring, other than oak and maple.....	08	120402	12/11	153.744	153.744	153.744	149.724	149.724
Hardwood lumber, not edge worked.....	08	1205	12/03	97.081	104.442	104.048	105.945	106.644
Hardwood lumber, not edge worked.....	08	120501	12/03	97.081	104.442	104.048	105.945	106.644
Millwork.....	08	2		351.891	350.907	350.880	356.499	355.598
General millwork.....	08	21		330.799	331.319	331.502	338.621	338.583
General millwork.....	08	2101		330.799	331.319	331.502	338.621	338.583
Stock wood kitchen cabinets, related cabinetwork and countertops.....	08	210102	12/12	121.726	121.726	121.726	121.806	121.806
Stock wood kitchen cabinets and related cabinetwork for permanent installation.....	08	2101021	12/09	128.504	128.504	128.504	128.615	128.615
Custom wood kitchen cabinets, bathroom vanities, and related cabinetwork.....	08	210105	12/12	149.297	149.297	149.369	157.573	157.573
Custom wood kitchen cabinets and related cabinetwork not sold direct to customer at retail.....	08	2101051	12/09	174.655	174.655	174.785	188.343	188.343
Custom wood kitchen cabinets, bathroom vanities, and related cabinet work sold at retail.....	08	2101052	12/09	143.221	143.221	143.221	144.993	144.993
Wood window units.....	08	210112	06/83	375.868	375.868	375.868	389.347	389.347
Double hung wood window units.....	08	2101121	06/13	166.527	166.527	166.527	172.360	172.360
Casement wood window units.....	08	2101122	06/13	184.848	184.848	184.848	191.626	191.626
All other wood window units, including horizontal sliding, awning and single hung.....	08	2101123	06/13	157.605	157.605	157.605	163.237	163.237
Wood sash, excluding sash shipped in window units.....	08	210122	06/83	378.806	378.806	378.806	392.505	392.505
Wood window & door frames, incl. door frames in door units, excl. window frames in window units.....	08	210132	06/83	203.713	205.699	205.699	207.936	207.936
Wood panel, flush, & molded face doors, interior & exterior, incl. doors with glazed sections.....	08	210142	06/83	351.111	351.302	351.145	360.378	359.533
Other wood doors, incl. garage, patio, bifold, cabinet, screen, storm and louver.....	08	210152	06/83	322.420	322.415	324.040	332.725	332.783
Wood moldings.....	08	210162	06/83	351.678	351.010	350.607	350.793	350.920
Mirror and picture frames and framed pictures.....	08	210175	06/02	148.882	148.882	148.882	153.624	153.624
Other wood millwork products, including stairwork, exterior millwork, and softwood flooring.....	08	210183	06/83	304.759	308.313	308.823	309.358	309.643
Prefabricated structural members.....	08	22		467.898	460.645	459.753	459.663	455.134
Prefabricated structural members.....	08	2201		467.898	460.645	459.753	459.663	455.134
Laminated veneer lumber.....	08	220107	12/03	231.633	233.314	231.816	234.766	234.592
Other engineered structural wood members, excluding trusses & laminated veneer lumber.....	08	220108	12/03	228.625	228.724	224.338	224.752	224.892
Wood trusses.....	08	220109	12/03	287.819	281.469	282.237	281.578	277.782
Plywood.....	08	3		282.609	282.998	283.943	279.778	281.544
Softwood veneer and plywood.....	08	31		332.403	333.062	335.310	328.576	331.964
Softwood veneer and plywood.....	08	3103		259.583	260.097	261.853	256.594	259.240
Softwood veneer and plywood.....	08	310303	12/05	160.370	160.688	161.773	158.523	160.158
Softwood veneer, incl. veneer backed w/ paper, cloth, or other flexible material.....	08	3103031	12/07	131.432	129.905	129.269	129.038	132.593
Softwood plywood products: rough, sanded, and specialties.....	08	3103035	12/11	193.289	195.079	197.587	191.756	191.983
Hardwood veneer and plywood.....	08	35	12/05	156.407	156.494	156.293	155.158	155.299
Hardwood veneer and plywood.....	08	3501	12/05	156.407	156.494	156.293	155.158	155.299
Hardwood veneer, including veneer backed with paper, cloth, or other flexible material.....	08	350102	12/11	135.411	135.990	135.691	134.964	134.946
Hardwood plywood.....	08	350104	12/12	152.317	152.317	151.657	150.256	150.894
Hardwood veneered panels, including two-ply veneers.....	08	350107	12/11	151.517	150.273	151.395	150.136	149.674
Other wood products.....	08	4		212.745	212.600	210.996	210.393	210.425
Wood pallets and pallet containers, wood and metal combination.....	08	41		354.823	352.708	349.838	346.030	344.721
Wood pallets and pallet containers.....	08	4101		354.823	352.708	349.838	346.030	344.721
Wood pallets and pallet containers, wood and metal combination.....	08	410101	12/09	181.691	180.607	179.138	177.188	176.518
Wood boxes.....	08	42		225.313	225.081	218.154	217.776	215.119
Wood boxes.....	08	4201		225.313	225.081	218.154	217.776	215.119
Nailed and lock-corner wood boxes.....	08	420101	06/85	212.477	212.477	212.477	212.477	212.477
Wood box and crate shook.....	08	420102	06/85	226.806	226.262	224.528	223.659	217.556
Other wood container parts and wood containers.....	08	420127	12/03	122.807	122.812	115.237	115.237	115.237
Miscellaneous wood products.....	08	49		153.645	154.495	154.001	154.951	155.953
Wood ties, siding, shingles, and shakes, and contract sawing of logs owned by others.....	08	4903	12/03	186.845	183.783	183.382	180.276	180.276
Wood ties, siding, shingles, and shakes, and contract sawing of logs owned by others.....	08	490301	12/03	186.845	183.783	183.382	180.276	180.276
Sawn wood fence stock, wood lath, and contract resawing and planing.....	08	4904	12/03	220.450	220.450	220.450	220.450	220.450
Sawn wood fence stock, wood lath, and contract resawing and planing.....	08	490401	12/03	220.450	220.450	220.450	220.450	220.450

See footnotes at end of table.

Table 9. Producer price indexes for commodity and service groupings and individual items, not seasonally adjusted — Continued
 [March 2024, Index base 1982=100, unless otherwise indicated]

Title	Commodity code		Other index base	Unadjusted index ¹				
	Group code	Item code		Nov. 2023	Dec. 2023 ^P	Jan. 2024 ^P	Feb. 2024 ^P	Mar. 2024 ^P
All other miscellaneous wood products.....	08	4909	06/84	239.979	241.878	241.009	243.097	244.944
All other miscellaneous wood products.....	08	490901	06/84	239.979	241.878	241.009	243.097	244.944
Logs, bolts, timber, pulpwood and wood chips.....	08	5		264.831	264.016	264.380	263.402	263.541
Logs, bolts, timber, pulpwood and wood chips.....	08	51		264.831	264.016	264.380	263.402	263.541
Logs, bolts, timber, pulpwood and wood chips.....	08	5105	12/11	113.162	112.814	112.970	112.552	112.611
Logs, bolts, timber and pulpwood.....	08	510502	12/11	111.719	111.579	111.553	110.946	111.088
Wood chips, excluding field chips.....	08	510505	12/11	115.194	113.994	114.898	115.283	114.999
Prefabricated wood buildings & components.....	08	6	12/84	382.817	382.709	383.926	383.669	385.701
Prefabricated wood buildings & components.....	08	61	12/84	382.817	382.709	383.926	383.669	385.701
Prefabricated wood buildings and components.....	08	6101	12/84	382.817	382.709	383.926	383.669	385.701
Prefabricated stationary wood buildings, components (not sold as complete units).....	08	610101	12/84	211.726	209.037	217.150	217.071	217.379
Prefabricated stationary wood buildings, precut packages (complete units).....	08	610102	12/84	522.691	522.628	516.495	516.415	519.042
Prefabricated stationary wood buildings, shipped in panel form (complete units).....	08	610103	12/84	593.917	597.141	597.644	596.690	601.709
Prefabricated stationary wood buildings, shipped in three-dimensional assemblies.....	08	610104	12/84	403.650	402.205	404.603	404.603	405.767
Prefabricated stationary wood buildings, three-dimensional assemblies, residential.....	08	6101041	12/11	190.932	190.173	191.423	191.423	192.033
Prefabricated stationary wood buildings, three-dimensional assemblies, nonresidential.....	08	6101042	12/11	181.628	181.628	181.706	181.706	181.723
Treated wood and contract wood preserving.....	08	7	06/85	279.347	282.586	282.432	281.232	281.966
Treated wood and contract wood preserving.....	08	71	06/85	279.347	282.586	282.432	281.232	281.966
Treated wood.....	08	7101	06/85	285.249	288.664	288.500	287.163	287.946
Wood poles, piles, and posts owned and treated by the same establishment.....	08	710101	06/85	429.241	436.197	433.755	431.882	433.445
Other wood products owned and treated by the same establishment.....	08	710102	06/85	235.478	237.027	238.426	237.226	237.602
Contract wood preservation.....	08	7102	06/85	224.243	224.930	224.930	225.955	225.955
Receipts for treating wood owned by others w/ arsenical chemicals, creosote, & other chemicals.....	08	710201	06/85	224.243	224.930	224.930	225.955	225.955
Pulp, paper, and allied products.....	09	—		330.924	330.528	331.963	332.690	332.921
Pulp, paper, and prod., ex. bldg. paper.....	09	1		284.540	283.688	284.452	285.186	285.016
Wood pulp.....	09	11		199.526	204.946	208.590	211.634	215.393
Wood pulp.....	09	1105	06/06	138.518	142.281	144.811	146.924	149.534
Wood pulp.....	09	110501	06/06	138.518	142.281	144.811	146.924	149.534
Special alpha and dissolving wood pulp, incl. sulfite and sulfate and other wood pulp.....	09	1105012	12/11	103.341	106.718	108.790	110.567	112.763
All other miscellaneous pulp, other than wood, and pulp mill byproducts incl. turpentine.....	09	1105017	12/07	170.043	167.330	168.064	168.064	168.064
Recyclable paper.....	09	12		286.031	293.796	317.322	326.792	343.245
News and other low grade recyclable paper.....	09	1201		204.731	213.392	242.869	251.385	—
News and other low grade recyclable paper.....	09	120125	06/06	92.429	96.339	109.647	113.491	—
Corrugated recyclable paper.....	09	1203		264.176	268.338	285.694	294.250	320.923
Corrugated recyclable paper.....	09	120325	06/06	90.743	92.173	98.135	101.073	110.236
High grade recyclable paper (including pulp substitutes and deinking).....	09	1207	12/86	170.409	180.475	200.111	205.665	194.703
High grade recyclable (including pulp substitutes and deinking).....	09	120725	06/06	128.120	135.688	150.451	154.627	146.385
Paper.....	09	13		246.732	246.932	247.661	248.504	247.292
Writing and printing papers.....	09	1301		239.997	240.111	241.684	241.787	238.134
Bleached bristol, clay-coated, uncoated, and industrial converted paper.....	09	130119	12/11	129.369	129.514	130.348	130.348	128.405
Newsprint.....	09	1302		140.500	140.304	138.173	134.518	134.518
Newsprint.....	09	130291		140.500	140.304	138.173	134.518	134.518
Packaging and industrial converting paper.....	09	1303		316.332	316.509	316.185	318.837	320.835
Coated and laminated single and multi-web paper.....	09	130321	12/87	269.380	269.920	271.924	271.924	271.924
Single-web paper, rolls and sheets, including waxed, for flexible packaging uses.....	09	1303211	12/11	166.454	166.454	166.675	166.675	166.675
Multiweb laminated rolls and sheets, except foil, for flexible packaging uses.....	09	1303213	12/11	134.753	135.313	137.199	137.199	137.199
Coated and laminated single and multi-web film.....	09	130322	12/87	252.837	252.942	252.180	254.633	256.321
Single-web film, rolls, and sheets, including coextruded, for flexible packaging uses.....	09	130322A	01/19	127.133	126.965	127.878	129.152	130.255
Single-web film, rolls, and sheets for flexible packaging uses.....	09	130322A1	12/11	140.126	140.159	141.464	142.433	143.760
Coextruded single-web film, for flexible packaging uses.....	09	130322A2	12/11	134.995	133.903	133.619	136.797	137.507
All other coated and processed papers.....	09	1305	12/82	261.250	262.613	264.344	263.937	262.591
Converted foil for nonpackaging applications.....	09	130505	06/13	122.601	122.601	122.601	122.601	122.601
Other coated and processed papers, except for packaging uses.....	09	130506	06/13	123.725	124.551	125.601	125.354	124.538
Paperboard.....	09	14		331.180	326.123	328.547	327.916	328.355

See footnotes at end of table.

Table 9. Producer price indexes for commodity and service groupings and individual items, not seasonally adjusted — Continued

[March 2024, Index base 1982=100, unless otherwise indicated]

Title	Commodity code		Other index base	Unadjusted index ¹				
	Group code	Item code		Nov. 2023	Dec. 2023 ^P	Jan. 2024 ^P	Feb. 2024 ^P	Mar. 2024 ^P
Corrugated paperboard in sheets and rolls, lined and unlined.....	09	1405		324.501	325.992	329.730	329.687	329.687
Corrugated paperboard in sheets and rolls, lined and unlined.....	09	140551		324.501	325.992	329.730	329.687	329.687
Paperboard, excluding corrugated paperboard in sheets and rolls.....	09	1411	12/82	352.537	345.637	347.896	347.089	347.658
Recycled paperboard.....	09	141105	12/82	388.389	386.203	382.684	380.216	381.359
Unbleached kraft packaging and industrial converting paperboard.....	09	141107	12/99	211.212	203.689	204.305	203.950	204.343
Bleached packaging and industrial converting paperboard.....	09	141112	05/21	127.816	127.816	127.816	127.816	127.816
Converted paper and paperboard products.....	09	15		303.829	302.958	301.869	302.535	301.310
Sanitary paper products, including stock.....	09	1501		220.173	217.322	216.903	217.235	215.861
Sanitary paper products, including stock.....	09	150123	12/99	152.788	150.810	150.519	150.750	149.796
Sanitary tissue paper products, made in paper mills.....	09	1501233	12/07	132.651	131.904	131.584	131.542	131.382
Disposable diapers and similar disposable products, purchased sanitary paper stock and wadding.....	09	1501234	12/07	123.291	123.291	123.291	123.291	123.291
Sanitary tissue paper products, made from purchased sanitary paper stock or wadding.....	09	1501235	12/07	148.947	142.747	142.402	143.475	139.947
Paper, plastic, and foil bags.....	09	1502		354.615	354.391	354.750	354.395	354.691
Uncoated single-web paper grocers' bags and sacks and variety and shopping bags.....	09	150214	12/83	459.643	459.643	459.643	459.457	459.457
Specialty bags, pouches and liners.....	09	150216	12/83	283.539	283.333	283.663	283.347	283.618
Plastics, foil, and coated paper bags.....	09	1502161	12/10	155.065	155.065	155.123	153.591	153.455
Specialty bags, pouches, and liners, multiweb laminations and foil, except film-film.....	09	15021612	06/13	151.371	151.371	151.482	150.224	150.090
Single-web film specialty bags, pouches, and liners.....	09	1502162	12/10	138.604	138.489	138.664	138.703	138.849
Polyethylene grocery and variety bags and pouches.....	09	15021621	12/11	121.320	121.320	121.320	121.468	121.468
Polyethylene refuse bags.....	09	15021622	12/11	130.468	129.872	129.389	127.845	127.598
Other polyethylene bags, pouches, and liners.....	09	15021625	12/11	146.432	146.443	147.403	147.826	148.453
Coextruded single-web film specialty bags, pouches, & liners.....	09	15021626	06/13	141.564	141.564	141.564	142.964	142.964
Multiweb film/film combination specialty bags, pouches and liners.....	09	1502163	12/10	140.197	140.172	140.342	138.204	139.403
Paper boxes and containers.....	09	1503		343.886	343.631	341.883	341.952	339.932
Corrugated shipping containers.....	09	150301	06/87	325.104	324.982	320.214	318.952	319.709
Corrugated shipping containers for food and beverages and carryout boxes for retail food.....	09	1503011	12/09	159.346	159.314	157.781	157.280	157.039
Corrugated shipping containers for paper and allied products.....	09	1503012	12/09	153.587	153.445	153.173	153.000	154.837
Corrugated shipping containers for metal and electrical machinery.....	09	1503013	12/09	195.078	195.078	183.792	183.737	184.004
Corrugated shipping containers for all other end uses.....	09	1503014	12/09	168.456	168.376	166.832	165.630	166.099
Setup (rigid) paperboard boxes.....	09	150322	12/83	497.544	510.244	510.244	510.244	511.437
Folding paperboard boxes, packaging, and packaging components.....	09	150336	12/04	159.084	158.579	160.584	161.969	158.412
Folding paperboard boxes, packaging, and packaging components.....	09	15033601	12/11	145.719	145.255	147.092	148.360	145.103
Paperboard fiber drums with ends of any material.....	09	150337		536.848	537.059	537.584	539.713	541.759
Other corrugated and solid fiber products, including containers, pallets, pads, etc.....	09	1504		435.030	442.621	441.657	442.618	444.410
Other corrugated and solid fiber products, including containers, pallets, pads, etc.....	09	150441		605.003	615.560	614.219	615.556	618.048
Office supplies and accessories.....	09	1506		267.596	268.503	263.547	268.039	269.340
Envelopes.....	09	150636	12/84	254.232	252.623	246.207	244.299	247.026
Die-cut paper and paperboard office supplies.....	09	150646	12/03	300.682	300.683	319.028	319.035	319.035
Paper supplies for business machines and other misc. unprinted office supplies.....	09	150655	06/90	248.740	254.575	237.692	260.024	259.254
Tablets, pads, and related products.....	09	150657	12/11	142.211	142.009	142.009	142.009	142.009
Fiber cans, tubes, and similar fiber products.....	09	1507		493.703	494.270	494.422	494.269	490.328
Fiber cans, all fiber and composite.....	09	150731	12/09	192.187	192.897	193.075	193.001	186.225
Fiber cores and tubes.....	09	150732	12/09	188.415	188.391	188.391	188.338	189.443
Paperboard cones, reels, spools, bobbins, blocks, and all vulcanized fiber products.....	09	150733	12/09	168.898	168.898	168.898	168.898	168.898
Molded pulp goods, including egg cartons, florists pots, food trays, etc.....	09	1508	06/85	270.288	268.606	267.483	272.226	262.578
Molded pulp goods, including egg cartons, florists pots, food trays, etc.....	09	150814	06/90	235.257	233.793	232.816	236.944	228.546
Miscellaneous converted paper and paperboard products.....	09	1509	12/84	253.231	252.626	253.301	255.720	255.344
Pasted, lined, laminated, or surface-coated paperboard.....	09	150901	12/84	329.858	329.858	329.860	328.805	328.805
Wallcoverings.....	09	150902	06/85	192.634	192.634	192.634	192.634	192.634
Other sanitary paper products & misc. converted paper & paperboard products.....	09	150999	12/84	249.961	249.210	250.047	253.224	252.756
Miscellaneous converted paper and paperboard products.....	09	1509992	06/10	154.622	154.157	154.675	156.640	156.351
Pressure-sensitive products.....	09	16	12/82	246.275	244.006	243.900	242.584	243.209
Pressure-sensitive products.....	09	1601	12/82	246.275	244.006	243.900	242.584	243.209
Pressure-sensitive products.....	09	160101	12/82	245.771	243.507	243.401	242.088	242.711
Building paper & building board mill prods.....	09	2		310.152	319.488	321.792	320.336	328.390
Hardboard, particleboard & fiberboard prods.....	09	22		292.590	301.397	303.572	302.198	309.796
Particleboard and fiberboard.....	09	2201		301.206	310.718	312.995	311.519	319.679
Particleboard made from particleboard produced at the same location.....	09	220125	12/82	355.944	349.204	356.549	354.469	354.469
Medium density fiberboard (MDF) made from MDF produced at the same location.....	09	220131	06/84	-	-	252.583	251.610	251.610

See footnotes at end of table.

Table 9. Producer price indexes for commodity and service groupings and individual items, not seasonally adjusted — Continued

[March 2024, Index base 1982=100, unless otherwise indicated]

Title	Commodity code		Other index base	Unadjusted index ¹				
	Group code	Item code		Nov. 2023	Dec. 2023 ^P	Jan. 2024 ^P	Feb. 2024 ^P	Mar. 2024 ^P
Prefinished particleboard and medium density fiberboard (MDF) made from purchased materials.....	09	220141	12/02	252.199	249.668	242.968	242.968	242.968
Hardboard products.....	09	2202	06/84	241.321	240.311	241.395	241.395	241.395
Hardboard products.....	09	220206	12/11	183.968	183.198	184.024	184.024	184.024
Publications, printed matter and printing material.....	09	4	06/09	143.624	143.639	144.824	145.103	145.298
Books printing.....	09	44	12/83	285.288	283.782	290.108	291.639	291.639
Books printing.....	09	4401	12/83	285.288	283.782	290.108	291.639	291.639
Books printing.....	09	440114	06/05	181.545	180.587	184.613	185.587	185.587
Textbook printing and binding.....	09	4401141	12/11	159.120	159.120	159.120	157.782	157.782
Technical, scientific, & professional book printing & binding.....	09	4401143	12/11	150.031	139.520	139.520	138.754	138.754
Religious book printing and binding.....	09	4401145	12/11	164.722	164.722	164.669	162.239	162.239
General book (trade, etc.) printing and binding.....	09	4401147	12/11	232.441	232.441	242.317	247.206	247.206
Other book and pamphlet printing and binding.....	09	440114E	12/11	118.347	118.258	121.266	121.230	121.230
Manifold business forms printing.....	09	45	12/83	422.097	422.097	435.935	435.935	435.935
Manifold business forms printing.....	09	4501	12/83	422.097	422.097	435.935	435.935	435.935
Manifold business forms printing, excluding checkbooks.....	09	450105	09/18	114.289	114.289	118.035	118.035	118.035
Commercial printing.....	09	47	06/82	233.063	233.172	234.938	235.321	235.656
Magazine and periodical printing.....	09	4701	06/82	170.360	170.118	169.592	169.592	169.592
Magazine and periodical printing (lithographic).....	09	470102	06/82	181.297	181.040	180.480	180.480	180.480
Label and wrapper printing for packaging.....	09	4702	06/82	259.647	259.647	259.695	259.698	259.698
Label and wrapper printing (lithographic).....	09	470202	06/82	176.277	176.277	176.277	176.277	176.277
Label and wrapper printing (flexographic).....	09	470205	12/08	163.489	163.489	163.535	163.537	163.537
Catalog and directory printing.....	09	4703	06/82	158.297	158.297	159.059	159.059	159.059
Catalog and directory printing (lithographic).....	09	470302	06/82	172.311	172.311	173.141	173.141	173.141
Advertising printing.....	09	4705	06/82	187.409	187.409	187.973	187.973	187.841
Advertising printing (lithographic).....	09	470506	06/82	184.206	184.206	184.771	184.771	184.638
Other general job printing.....	09	4706	06/82	307.372	307.372	308.111	311.554	311.548
Quick printing.....	09	470604	12/08	130.741	130.741	132.861	144.323	144.323
Other commercial and general job printing.....	09	470609	06/82	307.317	307.317	307.446	307.446	307.439
Other commercial and general job printing (lithographic).....	09	4706091	06/09	139.267	139.267	139.324	139.324	139.321
All other commercial and general job printing.....	09	4706094	09/18	130.604	130.604	130.667	130.667	130.667
Other commercial printing, incl. screen, engraving, digital, & general job exc. labels/wrappers.....	09	4711	12/88	201.887	202.210	206.150	206.150	207.054
Commercial screen printing, excluding on garments, apparel accessories, & other fabric articles.....	09	471101	06/82	183.155	183.155	185.675	185.675	186.334
Screen printing (excluding on textiles, apparel, apparel accessories, and labels).....	09	4711012	06/09	130.390	130.390	132.183	132.183	132.653
Other commercial and general job screen printing.....	09	47110123	06/10	130.102	130.102	133.252	133.252	134.590
Digital printing.....	09	471103	12/88	154.263	154.584	158.172	158.172	158.985
Blankbooks, binders, and bookbinding work.....	09	48	06/85	339.317	339.525	339.393	340.642	341.623
Tradebinding and related work.....	09	4802	12/85	216.453	216.668	216.532	217.828	218.846
Miscellaneous binding and postpress work, incl collating, perforating, folding, gluing, etc.....	09	480203	12/11	132.817	132.463	132.139	132.139	132.139
Softcover, pamphlet, sample book, and other binding of books and materials printed elsewhere.....	09	480204	12/11	145.193	145.236	145.236	145.343	145.874
Services for the printing trade.....	09	49	06/85	113.786	113.786	113.786	114.046	114.046
Prepress services, including platemaking.....	09	4905	12/03	101.506	101.506	101.506	101.738	101.738
Prepress services, excl platemaking (incl film, assembled flats, color sep., typesetting, etc.).....	09	490501	12/03	99.504	99.504	99.504	99.504	99.504
Printing plates and cylinders, prepared for printing (excl blank plates and blank cylinders).....	09	490502	12/03	109.292	109.292	109.292	109.915	109.915
Metals and metal products.....	10	-		304.046	308.339	312.303	313.996	309.689
Iron and steel.....	10	1		314.569	325.481	338.573	344.521	320.689
Iron ores.....	10	11		204.521	203.905	205.036	203.147	203.147
Iron ores.....	10	1105	12/97	214.925	214.277	215.466	213.481	213.481
Iron ores.....	10	110555	12/97	214.925	214.277	215.466	213.481	213.481
Iron and steel scrap.....	10	12		554.973	608.017	619.958	601.821	544.290
Carbon steel scrap.....	10	1211	12/86	517.553	568.039	581.431	565.330	504.070
Heavy melting scrap.....	10	121191	06/96	302.948	314.881	329.674	323.291	291.699
Carbon steel scrap bundles.....	10	121192	06/96	273.734	323.366	319.514	303.052	266.182
Shredded carbon steel scrap.....	10	121193	06/96	250.358	275.765	285.211	278.288	247.460
Cut plate and structural scrap.....	10	121194	06/96	295.980	323.215	321.723	315.013	279.278
Stainless and other alloy steel scrap.....	10	1212	12/86	418.847	445.962	439.280	429.238	464.403
Stainless and other alloy steel scrap.....	10	121208	06/96	271.366	288.934	284.605	278.098	300.881
Cast iron scrap.....	10	1213	12/86	268.464	291.706	289.757	280.148	264.114
Cast iron scrap.....	10	121308	06/96	209.008	227.102	225.585	218.104	205.621
Other ferrous scrap.....	10	1215	06/06	95.950	108.145	105.862	-	-
Other ferrous scrap.....	10	121501	06/06	95.950	108.145	105.862	-	-

See footnotes at end of table.

Table 9. Producer price indexes for commodity and service groupings and individual items, not seasonally adjusted — Continued
 [March 2024, Index base 1982=100, unless otherwise indicated]

Title	Commodity code		Other index base	Unadjusted index ¹				
	Group code	Item code		Nov. 2023	Dec. 2023 ^P	Jan. 2024 ^P	Feb. 2024 ^P	Mar. 2024 ^P
Foundry and forge shop products.....	10	15		278.469	281.048	283.082	284.598	285.552
Pressure and soil pipe and fittings, cast iron.....	10	1502		585.585	585.553	597.936	598.018	598.002
Cast iron pressure and soil pipe and fittings, except ductile pressure pipe.....	10	150227		1,106.805	1,106.794	1,158.147	1,158.272	1,158.245
Other gray and ductile iron castings.....	10	1504		268.549	269.103	273.212	273.541	272.620
Ductile iron castings (excluding pressure pipe & fittings).....	10	150413	12/03	193.100	193.763	196.004	196.297	195.147
Gray iron castings (including molds and stools for heavy steel ingots).....	10	150419	12/11	137.817	137.836	140.661	140.773	140.790
Standard and pearlitic malleable iron castings.....	10	1505		328.986	471.571	477.298	477.228	477.216
Standard and pearlitic malleable iron castings.....	10	150501		328.986	471.571	477.298	477.228	477.216
Steel investment castings.....	10	1506		316.434	316.434	316.280	316.280	316.280
Steel investment castings.....	10	150624	12/03	180.630	180.630	180.542	180.542	180.542
Carbon steel castings, except investment.....	10	1507		301.974	301.974	303.120	303.504	303.496
Carbon steel castings, except investment.....	10	150701	12/03	204.395	204.395	205.171	205.430	205.425
High alloy steel castings, excluding investment.....	10	1508		399.322	399.322	398.489	398.489	398.584
High alloy steel castings, excluding investment.....	10	150801	12/03	293.336	293.336	292.723	292.723	292.793
Other alloy steel castings, except investment.....	10	1509		296.306	296.306	284.619	284.619	284.619
Other alloy steel castings, except investment.....	10	150901	12/03	212.254	212.254	203.882	203.882	203.882
Other forge shop products.....	10	1513	06/82	199.581	199.589	201.479	204.754	207.626
Closed die forgings, ferrous.....	10	151359	06/98	146.339	146.117	148.256	151.721	154.747
Hot impression die impact, press and upset steel forgings.....	10	15135912	12/17	119.412	119.213	121.132	124.240	127.090
Hot impression die impact, press, and upset carbon steel forgings.....	10	151359121	12/17	110.215	110.215	114.808	-	-
Hot impression die impact, press, & upset alloy steel forgings, except stainless and high temp.....	10	151359122	12/17	123.621	123.165	122.248	123.024	122.910
Steel mill products.....	10	17		297.967	305.208	321.687	332.616	306.765
Semifinished steel mill products.....	10	1702	06/82	420.284	422.028	431.125	426.075	426.307
Hot rolled steel bars, plates, and structural shapes.....	10	1704	06/82	283.171	281.739	281.913	288.801	291.402
Hot rolled steel bars, plates, & structural shapes, alloy.....	10	170406	12/10	-	-	141.307	138.488	137.721
Hot rolled steel bars, plates, and structural shapes, carbon.....	10	170410	12/17	163.101	162.221	162.245	166.836	168.536
Steel wire.....	10	1705	06/82	377.886	379.254	381.560	381.919	376.305
Steel wire, carbon.....	10	170501	12/03	338.895	339.742	341.670	342.157	340.693
Steel pipe and tube.....	10	1706	06/82	383.853	380.899	389.270	394.148	383.846
Steel pipe and tube, carbon.....	10	170652	12/17	162.575	160.955	166.031	168.766	163.164
Steel pipe and tube, stainless steel.....	10	170674	12/10	141.183	139.526	139.660	139.538	139.220
Cold rolled steel sheet and strip.....	10	1707	06/82	361.070	413.808	433.171	454.090	396.888
Cold rolled steel sheet and strip.....	10	170710	06/82	361.070	413.808	433.171	454.090	396.888
Cold finished steel bars and bar shapes.....	10	1708	06/82	269.227	266.596	275.085	275.020	270.400
Cold finished steel bars and bar shapes.....	10	170810	12/17	140.536	139.162	143.593	143.559	141.148
Electrometallurgical ferroalloy products.....	10	1712	12/17	122.820	121.605	114.083	112.264	106.629
Electrometallurgical ferroalloy products.....	10	171201	12/17	122.820	121.605	114.083	112.264	106.629
Nonferrous metals.....	10	2		320.644	323.146	321.900	322.020	330.828
Nonferrous metal ores.....	10	21	12/83	528.864	534.075	528.855	523.794	566.761
Primary nonferrous metals.....	10	22		241.535	239.017	240.553	249.216	251.967
Primary nonferrous metals.....	10	2201		247.491	244.912	246.485	255.362	258.181
Other nonferrous metals, unalloyed.....	10	220181	06/88	365.393	362.976	362.315	-	-
Nonferrous scrap.....	10	23		431.233	444.781	436.260	434.126	452.536
Copper base scrap.....	10	2301		585.860	596.211	593.740	604.893	635.230
No. 1 copper scrap, including wire.....	10	230101	12/86	481.409	490.065	489.601	493.312	525.248
No. 2 copper scrap, including wire.....	10	230102	12/86	777.020	802.978	792.537	808.226	857.451
Yellow brass scrap.....	10	230103	12/86	655.377	658.070	654.300	686.649	688.146
Aluminum base scrap.....	10	2302		254.256	258.968	258.425	267.191	264.554
Used beverage can scrap.....	10	230205	12/86	174.778	171.324	177.653	188.542	202.164
Other nonferrous scrap (including lead, zinc and precious metals).....	10	2303		401.389	426.513	402.976	372.135	409.228
Other nonferrous scrap (including lead, zinc and precious metals).....	10	230309	06/06	171.663	182.408	172.342	159.151	175.015
Secondary nonferrous metals.....	10	24		307.125	307.207	308.482	305.105	315.538
Secondary aluminum.....	10	2402		256.775	257.161	254.456	255.042	255.708
Secondary aluminum.....	10	240229	06/97	159.802	160.042	158.358	158.723	159.138
Secondary copper, alloyed and unalloyed.....	10	2403		712.446	715.718	721.014	718.051	731.046
Secondary copper, alloyed and unalloyed.....	10	240339	06/97	466.845	468.989	472.459	470.518	479.033
Secondary precious metals.....	10	2406		400.539	403.210	414.134	405.510	440.847
Secondary precious metals.....	10	240669	06/97	474.931	478.098	491.051	480.825	522.726
All other miscellaneous secondary nonferrous metals, including lead and zinc.....	10	2408	06/11	98.415	97.068	98.246	94.589	100.355
All other miscellaneous secondary nonferrous metals, including lead and zinc.....	10	240801	06/11	98.415	97.068	98.246	94.589	100.355
Nonferrous mill shapes.....	10	25		263.745	263.906	263.772	264.093	264.691
Aluminum mill shapes.....	10	2501		227.576	226.844	225.148	225.517	224.451
Extruded aluminum shapes, including rod, bar, and wire.....	10	250162	12/04	157.355	156.899	156.526	156.277	155.669

See footnotes at end of table.

Table 9. Producer price indexes for commodity and service groupings and individual items, not seasonally adjusted — Continued
 [March 2024, Index base 1982=100, unless otherwise indicated]

Title	Commodity code		Other index base	Unadjusted index ¹				
	Group code	Item code		Nov. 2023	Dec. 2023 ^P	Jan. 2024 ^P	Feb. 2024 ^P	Mar. 2024 ^P
Copper and brass mill shapes.....	10	2502		564.710	570.562	575.231	570.767	582.267
Copper and copper alloy sheet, strip and plate.....	10	250237	12/03	298.341	304.146	304.145	301.693	—
Copper and copper alloy rod, bar and shapes.....	10	250238	12/03	340.223	341.250	346.873	342.410	351.554
Copper and copper alloy pipe and tube.....	10	250239	06/04	336.016	342.518	341.280	342.903	342.903
Nickel and nickel-base alloy mill shapes.....	10	2504		214.579	214.265	205.234	214.596	213.995
Nickel and nickel-base alloy mill shapes.....	10	250466	12/03	155.915	155.687	149.125	155.928	155.491
Titanium and titanium-base alloy mill shapes.....	10	2505		210.556	210.556	210.230	212.812	212.812
Titanium and titanium-base alloy mill shapes.....	10	250505	12/03	187.299	187.299	187.009	189.305	189.305
Other nonferrous mill shapes.....	10	2519		261.785	261.259	278.523	278.161	277.263
All other nonferrous metal mill shapes, except precious metal.....	10	251935	12/03	243.880	243.277	262.100	268.486	267.020
Nonferrous wire and cable.....	10	26		346.757	348.045	348.613	349.139	351.040
Nonferrous wire and cable.....	10	2603	12/82	355.685	357.006	357.588	358.128	360.078
Electronic wire and cable.....	10	260301	12/82	319.520	319.520	319.520	319.520	321.596
Copper wire and cable.....	10	260314	12/86	378.282	383.871	385.557	385.753	391.963
Power wire and cable.....	10	260332	06/04	469.571	461.467	461.037	460.390	449.786
Fiber optic cable.....	10	260333	12/88	63.004	63.004	62.171	62.171	62.171
Other wire and cable.....	10	260398	06/04	223.935	219.432	222.777	227.535	226.026
Nonferrous forge shop products.....	10	27	12/83	219.393	220.005	220.269	221.848	223.508
Nonferrous forge shop products.....	10	2701	12/83	219.393	220.005	220.269	221.848	223.508
Nonferrous forge shop products.....	10	270111	12/83	220.436	221.051	221.317	222.903	224.571
Hot impression die, impact, press and upset aluminum and other nonferrous forgings.....	10	2701111	12/07	131.109	131.511	131.682	132.719	133.809
Hot impression die, impact, press and upset aluminum and aluminum alloy forgings.....	10	27011111	12/07	133.429	134.109	133.565	133.468	135.406
Hot impression die, impact, press and upset titanium and titanium alloy forgings.....	10	27011112	12/07	122.563	122.563	122.563	124.995	124.995
Other nonferrous hot impression die impact, press, and upset forgings.....	10	27011113	12/07	170.302	171.401	179.378	179.378	181.494
Nonferrous foundry shop products.....	10	28		276.627	277.817	280.041	282.986	283.399
Aluminum castings.....	10	2802		230.913	231.952	232.893	235.566	235.714
Aluminum die-castings.....	10	280207	06/83	192.771	194.429	192.941	193.540	193.576
Aluminum castings, excluding die-castings.....	10	280208	05/18	134.250	133.933	137.125	140.578	140.766
Castings, nonferrous (except aluminum).....	10	2807	12/11	145.474	146.044	148.331	149.619	150.076
Castings, nonferrous (except aluminum).....	10	280701	12/11	145.474	146.044	148.331	149.619	150.076
Nonferrous die-castings (except aluminum).....	10	2807011	12/11	136.919	136.941	136.868	136.108	135.790
Copper base castings (excluding die-castings).....	10	2807013	12/11	132.555	134.053	133.871	134.109	135.635
Metal containers.....	10	3		224.162	224.210	225.151	225.642	225.278
Metal cans and can components.....	10	31		201.418	201.433	202.368	202.390	201.988
Steel cans and tinware end products.....	10	3102		321.325	321.381	320.222	320.222	—
Steel cans and tinware end products.....	10	310231	12/01	251.882	251.927	251.018	251.018	—
Aluminum cans and can components.....	10	3103		140.948	140.948	142.405	142.432	142.428
Aluminum cans and can components.....	10	310331	12/01	166.285	166.285	168.005	168.036	168.032
Barrels, drums, pails and other metal containers.....	10	32		437.980	438.339	439.333	444.239	444.239
Barrels, drums, pails and other metal containers.....	10	3201		437.980	438.339	439.333	444.239	444.239
Steel shipping barrels and drums (excl. beer barrels) (more than 12-gallon capacity).....	10	320106	12/11	159.560	160.054	160.054	168.333	168.333
All other metal containers.....	10	320107	12/11	182.579	182.579	183.415	181.856	181.856
Hardware.....	10	4		286.644	286.461	285.670	287.459	287.271
Hardware, n.e.c.....	10	41		288.498	287.976	285.999	289.461	288.998
Builders' hardware.....	10	4101		336.476	336.476	332.761	339.613	339.613
Builders' hardware (lock units, key blanks, door & window hardware, cabinet hardware, etc.).....	10	410104	06/07	169.563	169.563	167.691	171.144	171.144
Transportation equipment hardware.....	10	4103		204.592	204.592	204.081	204.081	204.081
Furniture hardware.....	10	4104		320.047	320.047	319.789	318.502	318.502
Furniture hardware.....	10	410411	06/85	285.921	285.921	285.691	284.541	284.541
Other miscellaneous hardware.....	10	4105	06/85	458.923	450.574	449.814	456.384	449.003
Other miscellaneous hardware.....	10	410502	12/03	324.698	318.791	318.253	322.902	317.680
Hand and edge tools.....	10	42		291.867	292.385	294.040	292.403	292.778
Hand and edge tools.....	10	4201		291.867	292.385	294.040	292.403	292.778
Mechanics hand service tools.....	10	420135	06/06	145.209	146.408	146.389	145.023	145.892
Edge tools, hand operated.....	10	420145	06/06	176.311	176.311	176.784	176.784	176.784
All other misc handtools, including cutting dies, machine & power-driven (except metal cutting).....	10	420155	06/06	149.685	149.685	151.422	150.238	150.238
Plumbing fixtures and fittings.....	10	5		334.676	333.601	337.939	338.679	338.872
Plumbing fixture fittings and trim.....	10	54		395.136	395.136	400.214	400.214	400.214
Plumbing fixtures, fittings, and trim.....	10	5402		394.971	394.971	400.046	400.046	400.046
Lavatory and sink fittings.....	10	540218	06/98	204.550	204.550	207.737	207.737	207.737

See footnotes at end of table.

Table 9. Producer price indexes for commodity and service groupings and individual items, not seasonally adjusted — Continued
 [March 2024, Index base 1982=100, unless otherwise indicated]

Title	Commodity code		Other index base	Unadjusted index ¹				
	Group code	Item code		Nov. 2023	Dec. 2023 ^P	Jan. 2024 ^P	Feb. 2024 ^P	Mar. 2024 ^P
Miscellaneous plumbing fixtures, fittings, and trim.....	10	540223	06/83	397.862	397.862	402.931	402.931	402.931
Enameled iron & metal sanitary ware.....	10	56	12/86	285.249	278.093	284.475	—	—
Enameled iron and metal sanitary ware.....	10	5601	12/86	285.249	278.093	284.475	—	—
Enameled iron and metal sanitary ware.....	10	560102	12/03	203.561	198.454	203.009	—	—
Heating equipment.....	10	6		391.417	392.209	394.575	395.150	402.113
Steam and hot water equipment.....	10	61		428.498	428.498	428.498	428.498	—
Steam and hot water equipment.....	10	6101		428.498	428.498	428.498	428.498	428.498
Cast iron heating boilers, radiators and convectors.....	10	610106	06/99	289.688	289.688	289.688	289.688	—
Furnaces and heaters, including parts.....	10	62		302.997	302.997	307.760	307.283	317.188
Furnaces and heaters, including parts.....	10	6201		302.997	302.997	307.760	307.283	317.188
Furnaces and heaters, including parts.....	10	620146	12/03	200.279	200.279	203.427	203.112	209.659
Warm air furnaces, including parts.....	10	6201461	12/09	176.802	176.802	180.679	180.128	188.189
Warm air furnaces.....	10	62014611	12/09	174.311	174.311	178.270	177.707	185.216
Floor and wall furnaces, unit heaters, infrared heaters, & mechanical stokers, including parts.....	10	6201462	12/09	155.715	155.715	155.715	156.078	156.078
Other heating equipment, non-electric, including parts.....	10	63		369.763	373.257	372.789	374.474	375.932
Other heating equipment, non-electric, including parts.....	10	6301		369.763	373.257	372.789	374.474	375.932
Other heating equipment, non-electric, including parts.....	10	630161	06/99	229.521	231.689	231.399	232.445	233.350
Domestic heating stoves.....	10	64		276.239	276.239	276.239	283.738	283.738
Domestic heating stoves.....	10	6401		276.239	276.239	276.239	283.738	283.738
Domestic heating stoves.....	10	640141	06/99	217.515	217.515	217.515	223.420	223.420
Domestic water heaters.....	10	66		570.610	570.610	570.888	570.889	580.085
Domestic water heaters.....	10	6601		570.610	570.610	570.888	570.889	580.085
Household water heaters, electric, for permanent installation.....	10	660101		564.318	564.318	564.476	564.476	575.407
Household water heaters, except electric.....	10	660114	12/00	347.673	347.673	347.881	347.882	352.876
Fabricated structural metal products.....	10	7		364.874	368.818	370.642	369.388	369.569
Metal doors, sash, and trim.....	10	71		433.455	433.446	433.445	433.731	433.774
Metal doors and frames (except storm).....	10	7102	06/83	410.717	410.704	410.703	410.983	411.049
Metal doors and frames (except storm).....	10	710209	06/07	213.070	213.063	213.062	213.208	213.242
Metal windows (except storm sash).....	10	7103	06/83	403.837	403.837	403.837	404.205	404.205
Metal windows (except storm sash).....	10	710313	06/97	275.704	275.704	275.704	275.955	275.955
Metal molding and trim and store fronts.....	10	7104	06/83	1,055.679	1,055.679	1,055.679	1,055.827	1,055.710
Metal molding and trim and store fronts.....	10	710413	06/83	1,055.679	1,055.679	1,055.679	1,055.827	1,055.710
Metal combination screen, storm sash, and storm doors.....	10	7105	06/83	259.937	259.937	259.937	260.222	260.222
Metal combination screen, storm sash, and storm doors.....	10	710515	06/83	259.937	259.937	259.937	260.222	260.222
Metal window and door screens (except combination screens) and metal weather strip.....	10	7107	05/16	154.042	154.042	154.042	154.042	154.042
Metal window and door screens (except combination screens) and metal weather strip.....	10	710717	05/16	154.042	154.042	154.042	154.042	154.042
Metal tanks.....	10	72		328.584	331.326	334.978	334.978	334.987
Metal tanks.....	10	7201		328.584	331.326	334.978	334.978	334.987
Metal tanks, heavy gauge, including field-erected.....	10	720123		328.584	331.326	334.978	334.978	334.987
Sheet metal products.....	10	73		317.794	318.318	318.058	320.267	321.816
Sheet metal products.....	10	7301		317.794	318.318	318.058	320.267	321.816
Sheet metal air-conditioning ducts and stove pipe.....	10	730120	12/03	289.813	289.813	289.813	289.813	288.180
Sheet metal roofing and roof drainage equipment.....	10	730170	12/03	245.837	247.479	249.369	247.479	247.479
Sheet metal electronic enclosures.....	10	7301C	06/11	149.068	149.033	149.103	148.948	150.126
Steel sheet metal computer & peripheral equipment enclosures.....	10	7301C1	06/11	136.490	136.572	136.910	136.670	136.848
Aluminum sheet metal computer & peripheral equipment enclosures.....	10	7301C2	06/11	179.103	179.103	179.103	179.031	178.697
Other sheet metal electronic enclosures (excl. computers).....	10	7301C3	06/11	140.672	140.504	140.296	140.224	142.785
Other sheet metal work.....	10	7301G	06/11	137.274	137.386	137.083	139.881	141.748
Aluminum and other sheet metal work.....	10	7301G3	06/11	128.272	128.025	127.516	128.120	128.195
Structural, architectural, and pre-engineered metal products.....	10	74		358.780	366.095	369.216	365.394	364.762
Fabricated structural metal.....	10	7405		363.180	371.944	373.932	367.674	364.921
Fabricated structural metal bar joists and concrete reinforcing bars.....	10	74051		359.390	373.083	378.625	369.526	363.592
Fabricated structural iron & steel for industrial bldgs metal bar joists, short span.....	10	740510	06/11	167.354	167.896	180.584	179.759	179.759
Fabricated structural iron & steel for commercial, residential, institutional, & public bldgs.....	10	740514	06/11	210.159	220.009	220.057	213.659	209.316
Other fabricated structural metal, including for bridges.....	10	74055	06/82	362.262	366.790	365.770	361.968	361.918
Fabricated structural metal for bridges.....	10	740553	12/07	164.367	169.283	163.932	158.370	158.107
Other fabricated structural iron and steel, aluminum, and other metals.....	10	740554	12/07	170.567	172.418	172.418	171.005	171.005
Custom roll form products.....	10	7407		202.576	208.573	215.684	215.540	215.540
Custom roll form products.....	10	740775	06/90	191.254	196.915	203.629	203.494	203.494
Ornamental and architectural metal work.....	10	7408	12/83	525.415	525.561	527.514	530.193	531.550
Iron, steel, and aluminum stairs, staircases and fire escapes.....	10	740803	12/83	578.591	579.112	584.229	584.229	584.229

See footnotes at end of table.

Table 9. Producer price indexes for commodity and service groupings and individual items, not seasonally adjusted — Continued

[March 2024, Index base 1982=100, unless otherwise indicated]

Title	Commodity code		Other index base	Unadjusted index ¹				
	Group code	Item code		Nov. 2023	Dec. 2023 ^P	Jan. 2024 ^P	Feb. 2024 ^P	Mar. 2024 ^P
Steel and aluminum fences, gates (not wire), and railings and window guards.....	10	740813	12/97	289.242	289.195	289.517	290.841	291.445
Other architectural and ornamental metal work.....	10	74082	12/97	301.303	301.303	301.837	301.837	303.751
Other aluminum and metal architectural and ornamental work.....	10	740821	12/08	208.258	208.258	208.516	208.516	212.044
Fabricated metal pipe, tube, and fittings.....	10	7411	12/11	147.382	150.900	152.471	151.381	155.262
Fabricated metal pipe, tube, and fittings.....	10	741151	12/11	147.382	150.900	152.471	151.381	155.262
Heat exchangers and steam condensers.....	10	75		427.936	428.365	428.492	429.303	429.303
Heat exchangers and steam condensers.....	10	7501		427.590	428.019	428.146	428.956	428.956
Heat exchangers and steam condensers (except for nuclear applications).....	10	750103		419.394	420.123	420.338	420.563	420.563
Fabricated steel plate.....	10	76		330.753	330.753	330.753	330.753	—
Fabricated steel plate.....	10	7601		330.753	330.753	330.753	330.753	—
Fabricated steel plate.....	10	760102	12/01	225.774	225.774	225.774	225.774	—
Prefabricated metal buildings.....	10	79		547.250	550.535	553.955	555.027	558.393
Prefabricated metal building systems (excl. farm service bldgs, residential bldgs, and parts).....	10	7901		581.625	583.306	586.443	586.456	592.589
Prefabricated metal building systems (excl. farm service bldgs, residential bldgs, and parts).....	10	790101	12/97	422.542	423.763	426.042	426.052	430.507
Farm service buildings and other prefabricated and portable buildings, steel and aluminum.....	10	7902		465.759	467.184	472.183	472.193	472.127
Farm service buildings and other prefabricated and portable buildings, steel and aluminum.....	10	790201	12/97	316.231	317.199	320.593	320.600	320.555
Panels, parts, and sections for prefabricated buildings, steel and aluminum.....	10	7903		416.770	426.449	429.045	434.495	430.649
Panels, parts, and sections for prefabricated buildings, steel and aluminum.....	10	790354		416.770	426.449	429.045	434.495	430.649
Miscellaneous metal products.....	10	8		225.902	225.860	226.720	227.367	228.036
Bolts, nuts, screws, rivets, and washers.....	10	81		316.528	316.628	322.423	322.463	324.143
Externally threaded fasteners, except aircraft types.....	10	8102	06/82	270.191	270.480	270.435	270.628	273.586
Hex bolts, including heavy, tap-and-joint.....	10	810206	06/82	213.910	213.884	213.685	213.623	219.790
Cap, set, machine, lag, flange, and self-locking screws, except aircraft types.....	10	810231		330.770	331.739	333.578	334.223	333.255
Other metal bolts, incl. square, round, plow, high-strength structural, and bent.....	10	810262	12/99	302.486	302.486	302.317	302.317	321.876
Other externally threaded metal fasteners, including studs, except aircraft types.....	10	810263	12/99	190.395	190.328	189.067	189.035	189.086
Internally threaded fasteners, except aircraft types.....	10	8103	06/82	153.744	153.461	155.597	155.596	156.220
Internally threaded fasteners, except aircraft types.....	10	810312	06/82	153.744	153.461	155.597	155.596	156.220
Nonthreaded metal fasteners, except aircraft types.....	10	8104	06/82	273.696	273.677	276.433	275.797	275.797
Nonthreaded metal fasteners, except aircraft types.....	10	810424	06/82	273.696	273.677	276.433	275.797	275.797
Aircraft fasteners, except plastics (including aerospace).....	10	8105	06/82	629.584	629.584	664.908	664.908	664.908
Aircraft fasteners, except plastics (including aerospace).....	10	810536	06/82	629.584	629.584	664.908	664.908	664.908
Formed products, except fasteners, made by cold-, warm-, or hot-heading processes.....	10	8106	06/82	301.271	301.271	301.272	301.272	301.272
Formed products, except fasteners, made by cold-, warm-, or hot-heading processes.....	10	810648	06/82	301.271	301.271	301.272	301.272	301.272
Lighting fixtures.....	10	83		223.792	224.015	223.966	224.782	226.794
Residential electric lighting fixtures, except portable.....	10	8302		255.958	255.959	255.067	255.072	255.073
Residential electric lighting fixtures, except portable.....	10	830225	06/98	177.463	177.463	176.844	176.848	176.849
Commercial, institutional and industrial electric lighting fixtures.....	10	8303		245.442	245.892	245.906	247.427	250.504
Commercial and institutional electric lighting fixtures, including parts and accessories.....	10	830302	12/04	163.074	163.430	163.441	164.645	167.080
Industrial electric lighting fixtures, including parts and accessories.....	10	830304	12/04	195.563	195.563	195.563	—	—
Other lighting equipment.....	10	8305		207.122	207.122	207.141	207.298	208.506
Outdoor lighting equipment (including parts and accessories).....	10	830522	06/85	205.355	205.355	205.355	205.355	205.355
All other miscellaneous electric and nonelectric lighting equipment, incl parts and accessories.....	10	830524	06/85	133.605	133.605	133.625	133.797	135.118
Ammunition, except for small arms.....	10	85	12/85	238.068	238.068	238.068	238.068	239.906
Ammunition, except for small arms.....	10	8501	12/85	238.068	238.068	238.068	238.068	239.906
Ammunition, except for small arms.....	10	850101	12/85	238.068	238.068	238.068	238.068	239.906
Ordnance and ordnance accessories, n.e.c.....	10	86	12/85	250.190	250.190	250.190	250.190	250.190
Ordnance and ordnance accessories, n.e.c.....	10	8601	12/85	250.190	250.190	250.190	250.190	250.190
Ordnance and ordnance accessories, n.e.c.....	10	860101	12/85	250.190	250.190	250.190	250.190	250.190
Fabricated ferrous wire products.....	10	88	06/82	333.848	331.386	331.322	330.995	329.200
Ferrous wire rope, cable, forms and strand.....	10	8801	06/82	304.811	305.669	305.494	305.581	305.581
Ferrous wire rope, cable, forms and strand.....	10	880101	06/82	304.811	305.669	305.494	305.581	305.581
Ferrous wire cloth, other woven wire products.....	10	8807	06/82	215.787	215.787	215.107	215.107	215.107
Ferrous wire cloth, other woven wire products.....	10	880701	06/82	215.787	215.787	215.107	215.107	215.107
Other fabricated ferrous wire products.....	10	8809	06/82	335.109	331.156	331.177	330.702	328.167
Steel fencing and fence gates.....	10	880993	06/09	142.959	141.735	140.977	139.451	139.298

See footnotes at end of table.

Table 9. Producer price indexes for commodity and service groupings and individual items, not seasonally adjusted — Continued
 [March 2024, Index base 1982=100, unless otherwise indicated]

Title	Commodity code		Other index base	Unadjusted index ¹				
	Group code	Item code		Nov. 2023	Dec. 2023 ^P	Jan. 2024 ^P	Feb. 2024 ^P	Mar. 2024 ^P
Other fabricated ferrous wire products, n.e.c.....	10	880996	12/11	157.042	155.112	155.250	155.250	153.906
Steel nails, staples, tacks, spikes and brads.....	10	8812	06/09	210.781	210.934	210.993	210.662	209.751
Steel nails, staples, tacks, spikes and brads.....	10	881201	06/09	210.781	210.934	210.993	210.662	209.751
Other miscellaneous metal products.....	10	89		206.575	206.656	207.213	207.968	208.538
Wire springs.....	10	8904		355.339	355.340	358.936	358.936	358.936
Precision mechanical wire springs.....	10	890424		283.856	283.857	283.194	283.194	283.194
Precision mechanical extension- and torsion-type wire springs.....	10	8904241	12/09	156.468	156.468	155.990	155.990	155.990
Precision mechanical compression-type springs.....	10	8904242	12/09	168.470	168.471	168.153	168.153	168.153
Other metal products.....	10	8905		186.806	186.936	187.199	188.104	188.753
Automotive job stampings.....	10	890507		130.786	130.784	130.456	132.073	132.457
Precision turned products, automotive.....	10	890521	12/83	163.940	163.940	163.938	163.938	163.938
Precision turned products, except automotive.....	10	890522	12/83	258.513	258.608	258.388	258.177	258.177
Metal powders, paste, and flake.....	10	890564	06/85	229.611	229.765	233.680	233.248	236.622
Powder metallurgy parts, except bearings, gears, etc.....	10	890571	12/91	136.485	137.255	139.521	—	—
Other fabricated metal products.....	10	890589	06/85	240.372	241.043	242.955	241.453	243.085
Metal stampings n.e.c.....	10	8907	06/84	254.487	254.487	257.351	256.995	257.443
Metal job stampings, except automotive.....	10	890701		288.869	288.869	293.268	292.612	294.647
Recreational vehicle metal job stamping.....	10	8907011	12/10	173.179	173.179	178.201	—	—
Motor and generator metal job stamping.....	10	8907012	12/10	117.965	117.965	119.169	—	—
Other metal job stampings.....	10	8907013	12/10	144.054	144.054	146.242	146.018	147.140
Other metal stampings, n.e.c., incl. stamped and pressed metal, and crowns and closures.....	10	890709	01/24	—	—	100.000	100.000	99.332
Metal foil and leaf.....	10	8908	12/84	211.695	211.695	211.582	211.537	211.537
Flexible packaging foil.....	10	890811	12/84	188.830	188.830	188.729	188.690	188.690
Heavy gauge springs.....	10	8909	06/04	293.276	291.351	291.458	291.799	289.612
Cold formed steel springs, except wire.....	10	890913	06/04	391.384	391.496	391.702	392.358	394.142
Machinery and equipment.....	11	—		175.669	175.724	177.254	177.785	178.203
Agricultural machinery and equipment.....	11	1		318.249	318.731	318.786	319.165	320.628
Agricultural machinery and equipment.....	11	14	12/02	199.236	199.537	199.572	199.809	200.725
Commercial turf and grounds care equipment, including parts and attachments.....	11	1401	12/02	162.648	163.227	161.988	162.253	162.533
Commercial turf and grounds care equipment, including parts and attachments.....	11	140111	12/02	162.648	163.227	161.988	162.253	162.533
Farm plows, harrows, rollers, pulverizers, etc., and attachments.....	11	1402	12/02	287.051	287.051	287.051	287.051	287.051
Farm plows, harrows, rollers, pulverizers, etc., and attachments.....	11	140211	12/02	287.051	287.051	287.051	287.051	287.051
Farm dairy equipment, sprayers and dusters, farm blowers, and attachments.....	11	1404	12/02	175.300	175.300	175.300	175.300	175.300
Farm dairy equipment, sprayers and dusters, farm blowers, and attachments.....	11	140411	12/02	175.300	175.300	175.300	175.300	175.300
Planting, seeding, and fertilizing machinery and attachments.....	11	1405	12/02	196.407	198.998	201.915	203.336	204.793
Planting, seeding, and fertilizing machinery and attachments.....	11	140511	12/02	196.407	198.998	201.915	203.336	204.793
Harvesting machinery (except hay and straw) and attachments.....	11	1406	12/82	341.410	341.410	341.410	341.410	341.410
Harvesting machinery (except hay and straw) and attachments.....	11	140611	12/82	341.410	341.410	341.410	341.410	341.410
Haying machinery and attachments.....	11	1407	12/82	332.312	332.312	327.818	327.818	328.716
Haying machinery and attachments.....	11	140711	12/82	332.312	332.312	327.818	327.818	328.716
All other farm machinery and equipment, excluding parts, including attachments.....	11	1408	12/02	237.418	237.418	237.686	237.770	240.251
All other farm machinery and equipment, excluding parts, including attachments.....	11	140811	12/02	237.418	237.418	237.686	237.770	240.251
Parts for farm machinery, for sale separately.....	11	1409	12/02	190.098	188.923	188.726	188.697	188.697
Parts for farm machinery, for sale separately.....	11	140911	12/02	190.098	188.923	188.726	188.697	188.697
Construction machinery and equipment.....	11	2		304.092	304.479	306.088	306.311	306.384
Tractors and attachments, ex. parts.....	11	2A	12/99	196.811	196.934	198.728	198.728	198.728
Construction machinery for mounting (excluding parts, winches, snow clearing attachments).....	11	2A03	12/99	188.970	188.970	190.374	190.374	190.374
Construction machinery for mounting (excluding parts, winches, snow clearing attachments).....	11	2A0302	12/99	188.970	188.970	190.374	190.374	190.374
Tractor shovel loaders (skid steer, wheel, crawler, and integral design backhoes).....	11	2A04		284.541	284.891	286.504	286.504	286.504
Tractor shovel loaders (skid steer, wheel, crawler, and integral design backhoes).....	11	2A0406	06/86	271.367	271.701	273.240	273.240	273.240
Construction wheel and crawler tractors, dozers, self-propelled log skidders, etc.....	11	2A05	12/03	193.128	193.128	196.055	196.055	196.055
Construction wheel and crawler tractors, dozers, self-propelled log skidders, etc.....	11	2A0501	12/03	193.128	193.128	196.055	196.055	196.055
Power cranes, draglines, & shovels (excavators) (incl. surface mining equipment) (excl. parts).....	11	2B	12/99	196.176	196.176	196.780	196.780	196.780
Power cranes, draglines, & shovels (excavators) (incl. surface mining equip.) (excluding parts).....	11	2B05	12/99	196.176	196.176	196.780	196.780	196.780
Power cranes, draglines, & shovels (excavators) (incl. surface mining equip.) (excluding parts).....	11	2B0504	12/99	196.176	196.176	196.780	196.780	196.780

See footnotes at end of table.

Table 9. Producer price indexes for commodity and service groupings and individual items, not seasonally adjusted — Continued

[March 2024, Index base 1982=100, unless otherwise indicated]

Title	Commodity code		Other index base	Unadjusted index ¹				
	Group code	Item code		Nov. 2023	Dec. 2023 ^P	Jan. 2024 ^P	Feb. 2024 ^P	Mar. 2024 ^P
Mixers, pavers, and related equipment (excluding parts).....	11	2C		324.290	324.290	327.922	327.922	327.922
Mixers, pavers, and related equipment (excluding parts).....	11	2C01		324.290	324.290	327.922	327.922	327.922
Mixers, pavers, and related equipment (excluding parts).....	11	2C0109	12/99	232.858	232.858	235.466	235.466	235.466
Off-highway, equipment, ex. parts.....	11	2D	12/99	212.290	212.290	216.993	216.993	216.993
Graders, rollers & compactors, rough-terrain forklifts, scrapers, trenchers, etc. (excl. parts).....	11	2D03	12/03	209.973	209.973	212.974	212.974	212.974
Graders, rollers & compactors, rough-terrain forklifts, scrapers, trenchers, etc. (excl. parts).....	11	2D0301	12/03	209.973	209.973	212.974	212.974	212.974
Misc. construction machinery and equipment.....	11	2J	12/05	179.304	180.182	180.182	180.455	180.621
Winches, aerial work platforms, and automotive wrecker hoists, including parts and attachments.....	11	2J01	12/05	187.871	189.884	189.884	189.887	190.267
Winches, aerial work platforms, and automotive wrecker hoists, including parts and attachments.....	11	2J0101	12/03	236.644	239.180	239.181	239.183	239.663
Other construction machinery and equipment (excluding parts).....	11	2J03	12/03	193.030	193.030	193.030	193.569	193.569
Other construction machinery and equipment (excluding parts).....	11	2J0301	12/03	193.030	193.030	193.030	193.569	193.569
Parts for construction machinery and equipment, sold separately.....	11	2K	12/99	211.110	210.665	210.901	211.784	211.784
Parts for construction machinery and equipment, sold separately.....	11	2K01	12/99	211.110	210.665	210.901	211.784	211.784
Parts for cranes, draglines, and shovels (including surface mining equipment) (sold separately).....	11	2K0101	12/11	187.119	186.214	185.129	185.128	185.128
Parts for off-highway wheel tractors and shovel loaders (sold separately).....	11	2K0102	12/11	137.148	137.148	137.990	136.164	136.164
Parts for other construction machinery (sold separately).....	11	2K0103	12/11	142.897	142.905	143.855	145.365	145.365
Metalworking machinery and equipment.....	11	3		243.430	243.634	246.753	247.440	248.920
Power-driven handtools, including parts and attachments.....	11	32		237.772	237.772	236.252	236.257	236.257
Power-driven handtools, including parts and attachments.....	11	3211	12/04	161.962	161.962	160.926	160.930	160.930
Power-driven handtools, including parts and attachments.....	11	321101	12/04	161.962	161.962	160.926	160.930	160.930
Power-driven handtools, pneumatic, hydraulic, and powder-actuated.....	11	3211011	06/11	161.876	161.876	160.650	160.657	160.657
Power-driven handtools, electric (except battery powered), including parts.....	11	3211014	06/11	152.669	152.669	152.600	152.600	152.600
Welding machines and equipment.....	11	33		397.103	397.103	397.756	403.395	414.838
Arc welding machines, components, and accessories, excluding electrodes and stud welding equip.....	11	3301		430.751	430.751	430.751	438.904	458.380
Arc welding machines, components, and accessories, excluding electrodes and stud welding equip.....	11	330175	12/97	283.009	283.009	283.009	288.366	301.162
Resistance welders, components, accessories, and electrodes.....	11	3302		301.810	301.810	301.810	308.087	308.087
Resistance welders, components, accessories, and electrodes.....	11	330276	12/84	279.692	279.692	279.692	285.509	285.509
Gas welding and cutting equipment, parts, attachments, and accessories.....	11	3304		271.608	271.608	279.228	279.229	279.374
Gas welding and cutting equipment, parts, attachments, and accessories.....	11	330461	06/83	267.142	267.142	274.637	274.638	274.780
Other welding equipment, components, and accessories (excluding arc, resistance, and gas).....	11	3306	12/00	156.073	156.073	156.073	156.073	156.461
Other welding equipment, components, and accessories (excluding arc, resistance, and gas).....	11	330629	12/00	156.073	156.073	156.073	156.073	156.461
Industrial process furnaces and ovens.....	11	34		278.927	278.632	279.215	280.504	280.725
Industrial process furnaces and ovens, except parts and attachments.....	11	3407	12/04	170.992	171.537	171.909	172.820	172.920
Industrial process furnaces and ovens, except parts and attachments.....	11	340711	12/04	170.992	171.537	171.909	172.820	172.920
Parts and attachments for industrial process furnaces and ovens.....	11	3409	06/11	149.988	148.052	148.332	148.730	148.934
Parts and attachments for industrial process furnaces and ovens.....	11	340901	06/11	149.988	148.052	148.332	148.730	148.934
Cutting tools and accessories.....	11	35		231.427	231.291	231.881	232.213	232.235
Small cutting tools.....	11	3501		214.813	214.631	215.058	215.058	215.058
End mills and milling cutters.....	11	350144	12/11	123.468	122.600	122.977	122.977	122.977
Threading tools, including blanks, tips and inserts.....	11	350145	12/11	120.818	120.818	121.970	121.970	121.970
Carbon and high-speed steel, shank, solid, tipped carbide twist drills.....	11	350146	12/11	130.917	130.917	130.943	130.943	130.943
Taps, carbide indexable, and throwaway inserts for machine tools.....	11	350147	12/11	139.342	139.342	139.342	139.342	139.342
Other cutting tools for machine tools, excluding tips and blanks.....	11	350149	12/11	123.130	123.130	123.324	123.324	123.324
Other machine tool attachments and accessories.....	11	3505	06/83	279.784	279.785	282.281	282.281	282.489
Other machine tool attachments and accessories.....	11	350501	06/83	279.784	279.785	282.281	282.281	282.489
Abrasive products.....	11	36		270.487	271.238	278.135	277.748	279.882
Nonmetallic sized grains, powders, and flour abrasives (incl. graded only).....	11	3601		197.023	197.023	199.383	199.383	199.383
Nonmetallic sized grains, powders, and flour abrasives (incl. graded only).....	11	360105	06/87	253.650	253.650	256.688	256.688	256.688
Nonmetallic abrasive products (including diamond abrasives).....	11	3603		256.811	256.811	271.105	271.579	272.928
Nonmetallic abrasive products (including diamond abrasives).....	11	360311	06/87	235.090	235.090	248.175	248.609	249.844
Nonmetallic coated abrasive products and buffing wheels, polishing wheels, and laps.....	11	3605		322.900	322.900	326.094	326.774	332.264
Nonmetallic coated abrasive products and buffing wheels, polishing wheels, and laps.....	11	360505		239.009	239.009	241.373	241.876	245.940

See footnotes at end of table.

Table 9. Producer price indexes for commodity and service groupings and individual items, not seasonally adjusted — Continued

[March 2024, Index base 1982=100, unless otherwise indicated]

Title	Commodity code		Other index base	Unadjusted index ¹				
	Group code	Item code		Nov. 2023	Dec. 2023 ^P	Jan. 2024 ^P	Feb. 2024 ^P	Mar. 2024 ^P
Metal cutting machine tools.....	11	37		232.658	232.658	233.048	233.475	235.663
Other metal-cutting machine tools.....	11	3720	12/09	125.116	125.116	125.642	125.711	125.728
Other metal-cutting machine tools.....	11	372041	12/09	125.116	125.116	125.642	125.711	125.728
Metal machining centers.....	11	3721	12/09	132.026	132.026	132.026	132.026	132.026
Metal machining centers.....	11	372121	12/09	132.026	132.026	132.026	132.026	132.026
Rebuilt metal-cutting machine tools and parts for metal-cutting machine tools.....	11	3753	12/02	161.825	161.825	161.825	163.898	163.898
Rebuilt metal-cutting machine tools and parts for metal-cutting machine tools.....	11	375311	12/02	161.825	161.825	161.825	163.898	163.898
Metal forming machine tools.....	11	38		296.306	296.306	296.306	297.951	297.951
Metal-forming machine tools (except rebuilt and parts).....	11	3826	12/09	153.364	153.364	153.364	154.612	154.612
Metal punching and shearing (power & manual), and bending and forming machines (power only).....	11	382611		219.539	219.539	219.539	219.539	219.539
Rebuilt metal-forming machine tools and parts for metal-forming machine tools.....	11	3852	12/02	160.175	160.175	160.175	160.175	160.175
Rebuilt metal-forming machine tools and parts for metal-forming machine tools.....	11	385205	12/02	160.175	160.175	160.175	160.175	160.175
Tools, dies, jigs, fixtures & ind. molds.....	11	39		185.211	185.616	191.115	191.115	191.115
Special tools, dies, jigs, and fixtures.....	11	3901		201.762	201.762	207.319	207.319	207.319
Special tools, dies, jigs, and fixtures.....	11	390135	12/03	132.370	132.370	136.016	136.016	136.016
Jigs and fixtures, including parts.....	11	3901351	06/10	139.706	139.706	141.842	141.842	141.842
Metalworking dies and die sets.....	11	3901353	06/10	121.344	121.344	121.344	121.344	121.344
Standard punches, industrial prototypes, die parts & other special tooling for dies.....	11	3901357	06/10	126.752	126.752	133.677	133.677	133.677
Industrial molds and mold boxes.....	11	3903		163.245	164.161	169.558	169.558	169.558
Industrial injection-type molds made of metal for plastics.....	11	390312	12/09	127.178	127.178	127.178	127.178	127.178
Other industrial molds and mold boxes.....	11	390331	12/09	128.797	129.870	136.192	136.192	136.192
Metalworking machinery n. e. c.....	11	3A	06/83	266.962	266.967	268.838	269.960	271.375
Rolling mill and other metalworking machinery, including assembly machines.....	11	3A03	09/23	100.248	100.250	100.953	101.374	101.905
Rolling mill and other metalworking machinery, including assembly machines.....	11	3A0310	09/23	100.248	100.250	100.953	101.374	101.905
General purpose machinery and equipment.....	11	4		332.007	332.140	333.668	335.801	336.300
Pumps, compressors, and equipment.....	11	41		357.179	359.087	363.217	364.772	367.578
Industrial pumps, except hydraulic fluid power pumps.....	11	4102		373.585	373.585	382.428	382.631	388.765
Industrial pumps, except hydraulic fluid power pumps.....	11	410212	12/97	238.365	238.365	244.007	244.137	248.051
Parts and attachments for air and gas compressors and vacuum pumps.....	11	4107	06/84	412.339	412.339	413.039	411.775	413.847
Parts and attachments for air and gas compressors, ex. refrigeration, ice making, & a/c.....	11	410701	06/84	412.339	412.339	413.039	411.775	413.847
Domestic water systems.....	11	4113	12/03	216.913	216.913	220.172	222.434	222.434
Domestic water systems.....	11	411311	12/03	216.913	216.913	220.172	222.434	222.434
Air and gas compressors and vacuum pumps.....	11	4115	06/05	229.932	230.867	231.251	233.486	235.714
Air and gas compressors and vacuum pumps.....	11	411501	06/05	229.932	230.867	231.251	233.486	235.714
Other pumps, including parts and attachments.....	11	4119	12/83	353.843	360.540	362.224	363.339	363.339
Parts and attachments for pumps.....	11	411911	12/83	428.371	428.371	431.466	432.099	432.099
All other pumps, including domestic sump, oil well, and oil field pumps.....	11	411915	12/97	191.561	196.811	197.511	198.259	198.259
Oil-well and oil-field pumps.....	11	4119153	12/09	127.403	127.403	128.013	128.645	128.645
Other pumps, except automotive circulating pumps, and measuring & dispensing pumps.....	11	4119155	12/09	157.762	162.756	163.415	164.119	164.119
Elevators, escalators, and other lifts.....	11	42		211.722	211.722	211.681	215.109	215.072
Elevators and moving stairways.....	11	4201		204.135	204.135	204.135	207.969	207.969
Elevators and moving stairways.....	11	420112	12/03	178.352	178.352	178.352	181.702	181.702
Parts and attachments for elevators and moving stairs (sold separately).....	11	4202		251.658	251.658	251.327	251.598	251.301
Parts and attachments for elevators and moving stairs (sold separately).....	11	420221		251.658	251.658	251.327	251.598	251.301
Fluid power equipment.....	11	43		362.200	362.360	365.974	367.033	366.645
Fluid power pumps and parts.....	11	4301		292.467	292.732	295.200	295.581	294.577
Fluid power pumps and motors, including parts.....	11	430114		292.467	292.732	295.200	295.581	294.577
Fluid power valves.....	11	4302		355.025	355.444	359.127	363.776	363.776
Fluid power valves.....	11	430201	12/82	346.349	346.758	350.350	354.886	354.886
Nonaerospace type hydraulic directional control valves.....	11	4302013	12/07	169.570	169.571	169.571	172.888	172.888
Nonaerospace type pneumatic directional control valves.....	11	4302015	12/07	168.791	170.962	171.847	172.354	172.354
Aerospace type fluid power valves.....	11	430201A	06/09	153.732	153.732	153.732	157.066	157.066
Fluid power cylinders, actuators, accumulators, cushions, & parts.....	11	4303		319.892	319.892	325.198	325.199	324.716
Non-aerospace hydraulic & all aerospace-type fluid power cylinders.....	11	430312	06/98	222.373	222.373	226.960	226.960	226.960
Parts for hydraulic & pneumatic cylinders and actuators.....	11	430315	06/98	280.836	280.836	283.520	283.525	281.774
Fluid power hose and tube fittings.....	11	4304		503.356	503.439	504.656	504.656	504.656
Fluid power hose and tube fittings.....	11	430406		503.356	503.439	504.656	504.656	504.656

See footnotes at end of table.

Table 9. Producer price indexes for commodity and service groupings and individual items, not seasonally adjusted — Continued

[March 2024, Index base 1982=100, unless otherwise indicated]

Title	Commodity code		Other index base	Unadjusted index ¹				
	Group code	Item code		Nov. 2023	Dec. 2023 ^P	Jan. 2024 ^P	Feb. 2024 ^P	Mar. 2024 ^P
Nonaerospace type flared (metal) fittings, couplings, and assemblies.....	11	4304062	06/09	145.950	145.950	146.363	146.363	146.363
Parts for fluid power valves.....	11	4305	06/91	238.500	238.500	242.706	242.706	242.706
Parts for fluid power valves.....	11	430501	06/91	238.500	238.500	242.706	242.706	242.706
Industrial material handling equipment.....	11	44		298.475	298.508	302.374	302.612	303.072
Conveying equipment, except parts and accessories.....	11	4402		293.470	293.529	301.016	301.370	301.370
Unit handling conveyors and conveying systems.....	11	440212	06/84	231.501	231.583	231.669	231.669	231.669
Unit handling gravity and trolley conveyors and conveying systems... ..	11	4402122	06/09	129.586	129.555	129.555	129.555	129.555
All other unit handling conveyors, including tow, belt, roller, pneumatic, portable, etc.....	11	4402124	06/09	149.071	149.257	149.396	149.396	149.396
Bulk material handling conveyors and conveying systems.....	11	440216	06/84	318.993	318.993	338.135	339.049	339.049
Industrial trucks, trailers, and stackers.....	11	4403		286.548	286.548	287.560	287.558	287.665
Industrial trucks, tractors, mobile straddle carriers & cranes, & automatic stacking machines.....	11	44035	12/11	158.903	158.903	159.560	159.560	159.636
Work trucks with lifting & handling equipment, riding, electric, self-propelled.....	11	440353	06/02	230.083	230.083	238.824	238.824	238.824
Work trucks with lifting & handling equipment, non-riding electric or any non-electric.....	11	440356	06/02	190.916	190.916	191.546	191.546	191.538
Work trucks not fitted with lifting & handling equipment, electric or non-electric.....	11	440357	06/02	215.228	215.228	213.638	213.638	213.833
Bulk powered material moving equipment, dock boards, and metal pallets and skids.....	11	440358	06/02	204.519	204.519	204.519	204.519	204.519
Parts and attachments for industrial trucks and tractors.....	11	440378	12/86	367.479	367.479	367.971	367.957	367.957
Hoists, overhead cranes, and monorail systems.....	11	4404		359.481	359.623	361.147	362.276	366.618
Hoists and parts and attachments for hoists (sold separately).....	11	440481	12/84	337.740	337.740	337.740	340.500	343.517
Overhead traveling cranes and monorail systems, including parts and attachments sold separately.....	11	440485	12/84	339.656	339.951	343.105	342.137	347.511
Parts and accessories for conveyors and conveying systems.....	11	4406	09/18	138.269	138.253	140.914	140.914	140.914
Parts and accessories for unit handling conveyors and conveying systems.....	11	440601	06/84	296.501	296.410	297.364	297.364	297.364
Parts and accessories for bulk material handling conveyors and conveying systems.....	11	440602	06/84	497.078	497.075	510.970	510.970	510.970
Mechanical power transmission equipment.....	11	45		367.855	367.850	369.421	370.442	371.454
Speed changers, drives, gears.....	11	4501		361.453	361.440	361.440	361.551	364.188
Loose gear, pinions and racks.....	11	450108	12/83	262.862	262.862	262.862	262.862	264.297
Speed changers and industrial high speed drives & parts other than loose gearing.....	11	450117	12/03	211.593	211.579	211.579	211.703	213.595
Other power transmission equipment.....	11	4502	12/84	351.281	351.281	353.689	355.189	355.189
Mechanical power transmission equipment, excl. speed changers, drives, & gears.....	11	450212	12/03	232.562	232.562	234.498	235.703	235.703
Scales and balances.....	11	46		236.987	237.611	239.432	239.461	239.461
Vehicle and industrial scales.....	11	4611	12/91	205.556	205.877	207.199	207.199	207.199
Vehicle and industrial scales.....	11	461101	06/03	178.784	179.063	180.212	180.212	180.212
Motor truck and railroad track scales.....	11	4611011	12/10	153.891	154.038	155.136	155.136	155.136
Industrial scales (including automatic checkweigher and bulkweigher scales).....	11	4611012	12/10	176.042	176.819	177.611	177.611	177.611
Miscellaneous non-vehicle scales (crane, susp., tank, hopper, measuring dev, lab, bulk conveyor).....	11	4611013	12/10	150.987	150.987	152.004	152.004	152.004
Retail, commercial, household, and mailing scales and balances.....	11	4612	12/91	196.279	196.651	200.759	200.759	200.759
Retail, commercial, household, and mailing scales and balances.....	11	461201	06/03	180.174	180.514	184.286	184.286	184.286
Parts, attachments, and accessories for scales and balances.....	11	4613	12/91	276.200	278.527	279.104	279.327	279.327
Parts, attachments, and accessories for scales and balances.....	11	461301	06/03	269.899	272.173	272.737	272.955	272.955
Air purification equipment and industrial and commercial fans and blowers... ..	11	47		300.355	300.303	302.158	302.154	302.422
Fan, blower, air purification equipment.....	11	4701		300.355	300.303	302.158	302.154	302.422
Dust collection and other air purification equipment for cleaning incoming air.....	11	470143	12/83	255.817	255.659	257.073	257.065	257.121
Air filters for air-conditioners and furnaces, etc., of 2400 CFM or less, except parts.....	11	4701431	06/09	166.006	166.006	168.614	168.614	168.614
Other dust collection and air purification equipment, except parts.....	11	4701432	06/09	146.894	146.801	147.706	147.685	147.818
Parts for dust collection and air purification equipment.....	11	4701433	06/09	147.193	146.897	144.207	144.207	144.207
Industrial and commercial fans and blowers.....	11	470145	12/03	233.973	234.001	236.180	236.180	236.607
Centrifugal blower filter units, and classes I-IV centrifugal fans, except parts.....	11	4701452	06/09	191.481	191.481	193.657	193.657	194.444
Other centrifugal fans and blowers, except parts.....	11	4701453	06/09	186.063	186.063	188.781	188.781	189.092
Axial fans and industrial propeller fans, except parts.....	11	4701457	06/09	162.606	162.606	162.606	162.606	162.675
Power roof ventilators, except parts.....	11	4701458	06/09	162.155	162.155	162.155	162.155	162.155
Parts and accessories for fans and blowers.....	11	4701459	06/09	182.934	183.196	183.196	183.196	183.421
Air conditioning and refrigeration equip.....	11	48		294.346	293.434	292.795	296.376	294.764
Unitary air-conditioners, except air source heat pumps.....	11	4802		272.323	269.559	269.767	275.813	266.678
Unitary air-conditioners, except air source heat pumps.....	11	480222	06/97	222.051	219.797	219.967	224.897	217.448
Commercial refrigeration equipment.....	11	4803		408.532	408.532	404.761	409.984	410.004
Commercial refrigeration equipment.....	11	480331	06/97	264.787	264.787	262.343	265.728	265.741

See footnotes at end of table.

Table 9. Producer price indexes for commodity and service groupings and individual items, not seasonally adjusted — Continued
 [March 2024, Index base 1982=100, unless otherwise indicated]

Title	Commodity code		Other index base	Unadjusted index ¹				
	Group code	Item code		Nov. 2023	Dec. 2023 ^P	Jan. 2024 ^P	Feb. 2024 ^P	Mar. 2024 ^P
All other miscellaneous refrigeration and air-conditioning equipment.	11	4806		348.728	348.728	347.169	347.169	362.975
All other miscellaneous refrigeration and air-conditioning equipment.	11	480631	06/97	241.491	241.491	240.412	240.412	251.358
Heat transfer equipment, including heat pumps.	11	4807	12/11	171.831	171.594	171.640	173.394	173.425
Heat transfer equipment, except dehumidifiers.	11	480732	12/03	251.214	250.808	250.400	253.172	251.506
Heat pumps.	11	480734	12/09	140.740	140.719	142.151	142.980	148.027
Parts and accessories for air conditioning and heat transfer equipment.	11	4809	12/89	265.750	265.828	266.499	267.418	267.849
Parts and accessories for air conditioning and heat transfer equipment.	11	480901	12/89	265.750	265.828	266.499	267.418	267.849
Refrigeration condensing units.	11	4815	01/19	159.146	159.432	159.721	159.721	159.721
Refrigeration condensing units.	11	481511	01/19	159.146	159.432	159.721	159.721	159.721
Miscellaneous general purpose equipment.	11	49		367.801	367.979	367.268	370.565	372.418
Metal valves, except fluid power.	11	4902	12/82	442.141	443.724	437.934	439.884	439.841
Gates, globes, angles, and checks.	11	490201	12/82	469.457	470.669	478.356	479.760	480.264
Gates, globes, angles, straightway (Y-type) checks, stop & check, 3- & 4-way, etc.	11	4902011	06/09	165.843	165.843	169.266	170.478	170.913
Industrial valves for water works and municipal equipment.	11	4902012	06/09	158.855	159.550	161.681	161.681	161.681
Industrial ball valves, incl. manual and power operated.	11	490202	12/82	590.021	590.021	553.690	557.271	557.270
Industrial butterfly valves, incl. manual and power operated.	11	490203	12/82	306.082	306.759	310.014	322.214	297.041
Industrial plug valves.	11	490204	12/82	308.666	325.431	325.431	325.431	325.431
Other industrial valves, including nuclear.	11	490209	12/82	414.616	414.616	396.271	399.286	402.663
Automatic regulating and control valves.	11	490211	12/98	260.916	260.916	261.260	261.260	263.296
Metal pipe fittings, flanges, and unions.	11	4903	12/82	477.144	475.079	475.973	475.771	489.891
Metal pipe fittings, flanges, and unions.	11	490301	12/82	477.144	475.079	475.973	475.771	489.891
Ball and roller bearings.	11	4905		331.879	333.983	335.083	343.744	344.427
Ball bearings, complete, unmounted.	11	490531	12/03	170.002	169.159	169.248	170.180	172.679
Mounted bearings, except plain.	11	490534	06/83	478.794	478.384	481.972	482.224	482.561
Parts and components for ball and roller bearings, incl. balls and rollers.	11	490535	06/83	196.063	195.080	194.509	192.411	194.350
Tapered roller bearings (including cups & cones), unmounted.	11	490537	06/83	382.149	390.775	390.775	399.403	406.516
Other roller bearings, unmounted.	11	490538	06/83	365.691	365.691	370.601	397.659	382.817
Industrial patterns.	11	4907	12/84	208.965	208.965	207.534	207.534	209.186
Industrial patterns.	11	490701	12/84	208.965	208.965	207.534	207.534	209.186
Filters and strainers.	11	4908	12/84	330.403	329.948	329.977	331.212	331.212
Filters and strainers, except fluid power.	11	490805	12/03	197.908	197.899	197.899	200.427	200.427
Industrial filters and strainers and reusable media, except fluid power.	11	4908051	12/11	146.278	146.278	146.278	148.427	148.427
Nonreusable media for filters and strainers, except fluid power.	11	4908052	12/11	145.436	145.382	145.382	145.470	145.470
Parts and accessories for filters and strainers, except fluid power.	11	4908053	12/11	158.361	158.361	158.361	—	—
Other miscellaneous general purpose equipment.	11	4911	12/84	260.921	259.936	261.628	264.630	266.069
Other miscellaneous general purpose equipment.	11	491102	06/07	154.691	154.107	155.110	156.890	157.743
Electronic computers and computer equipment.	11	5	02/23	97.703	98.380	99.736	99.870	99.594
Electronic computers.	11	51	02/23	98.188	99.858	103.319	103.665	102.882
Electronic computers.	11	5101	02/23	98.188	99.858	103.319	103.665	102.882
Personal computers and workstations (excluding portable computers).	11	510114	02/23	98.866	101.035	99.934	100.994	100.870
Portable computers, laptops, tablets and other single user computers.	11	510115	02/23	97.160	97.186	97.056	96.990	95.899
Host computers, multiusers (mainframes, UNIX and PC servers).	11	510116	02/23	96.535	98.333	102.815	103.110	102.214
Computer storage devices.	11	52	12/04	47.393	47.454	47.483	47.483	47.529
Computer storage devices (except parts, attachments and accessories).	11	5201	12/04	46.763	46.826	46.855	46.855	46.902
Computer storage devices (except parts, attachments and accessories).	11	520101	12/04	46.763	46.826	46.855	46.855	46.902
Computer peripheral equipment and parts.	11	54	12/98	85.267	85.268	85.281	85.283	85.285
Parts, attachments, and accessories for computer terminals and peripherals.	11	5405	12/98	152.865	152.883	152.930	152.930	152.930
Parts, attachments, and accessories for computer terminals and peripherals.	11	540501	12/98	152.865	152.883	152.930	152.930	152.930
Computer terminals (including POS and funds-transfer devices) and other computer peripherals.	11	5406	06/99	62.202	62.196	62.196	62.199	62.202
Computer terminals (including POS and funds-transfer devices) and other computer peripherals.	11	540602	06/07	65.019	65.013	65.013	65.016	65.019
Special industry machinery and equipment.	11	6		278.692	279.019	281.680	281.747	281.904
Food products machinery.	11	61		371.213	375.947	385.059	385.262	385.262
Dairy and milk products plant machinery and equipment.	11	6101		364.909	364.909	364.909	364.909	364.909
Dairy and milk products plant machinery and equipment.	11	610111	12/83	356.968	356.968	356.968	356.968	356.968
Commercial food products machinery (except packaging and cooking equipment).	11	6104		322.450	327.968	343.816	343.837	343.837
Commercial food products machinery (except packaging and cooking equipment).	11	610409	12/83	318.114	323.558	339.193	339.214	339.214
Industrial food products machinery for processing foods, beverages, & animal & fowl feed.	11	6105	12/83	385.832	390.008	390.380	390.875	390.875

See footnotes at end of table.

Table 9. Producer price indexes for commodity and service groupings and individual items, not seasonally adjusted — Continued

[March 2024, Index base 1982=100, unless otherwise indicated]

Title	Commodity code		Other index base	Unadjusted index ¹				
	Group code	Item code		Nov. 2023	Dec. 2023 ^P	Jan. 2024 ^P	Feb. 2024 ^P	Mar. 2024 ^P
Industrial food products machinery for processing foods, beverages, & animal & fowl feed.....	11	610501	12/83	385.832	390.008	390.380	390.875	390.875
Other industrial food and feed machinery.....	11	6105012	12/12	145.245	149.412	149.792	149.909	149.909
Machinery for sorting, grading, and cleaning fruits, vegetables, eggs, and for processing meat.....	11	6105013	12/12	159.159	159.216	159.216	159.216	159.216
Parts and attachments for industrial food and feed products machinery.....	11	6105014	12/12	145.078	145.182	145.182	146.838	146.838
Textile machinery and equipment.....	11	62		185.571	185.571	185.571	185.571	185.571
Textile machinery (except parts, attachments, and accessories).....	11	6212	06/86	158.331	158.331	158.331	158.331	158.331
Textile machinery (except parts, attachments, and accessories).....	11	621201	06/86	158.331	158.331	158.331	158.331	158.331
Textile machinery parts and attachments.....	11	6277		202.872	202.872	202.872	202.872	202.872
Textile machinery parts and attachments.....	11	627701	06/86	182.071	182.071	182.071	182.071	182.071
Sawmill and woodworking machinery.....	11	63		309.387	309.778	314.908	316.200	317.614
Sawmill and woodworking machinery.....	11	6306	12/04	207.990	208.253	211.702	212.570	213.521
Sawmill and woodworking machinery, excluding parts and attachments (sold separately).....	11	630602	06/12	179.271	179.538	182.987	183.869	184.582
Parts, attachments, & accessories for sawmill & woodworking machinery.....	11	630603	06/12	164.185	164.185	164.454	164.454	165.750
Paper industries machinery.....	11	64		277.705	278.472	280.395	280.794	283.661
Paper industries machinery.....	11	6401	06/82	277.705	278.472	280.395	280.794	283.661
Paper industries machinery, excluding parts & attachments (sold separately).....	11	640114	12/03	149.826	150.003	150.864	150.864	153.122
Parts and attachments for paper industries machinery.....	11	640115	12/03	180.886	182.032	183.771	184.619	184.538
Printing trades machinery and equipment.....	11	65		183.074	184.156	184.052	182.966	183.968
Other printing machinery and equipment.....	11	6509	12/82	172.895	174.216	174.089	172.762	173.986
Other printing machinery and equipment, incl. pre-press preparation equipment & plates.....	11	650912	06/09	103.630	105.231	105.063	103.454	104.682
Parts, attachments, & accessories for printing trades machinery.....	11	650913	06/09	121.951	121.951	121.971	121.971	122.320
Other special industry machinery.....	11	66		258.003	257.766	260.713	260.741	260.881
Plastics and rubber working machinery.....	11	6603		230.295	230.553	232.521	232.521	232.521
Plastics working machinery and equipment, excluding patterns and molds, including parts.....	11	66039	09/15	106.516	106.647	107.646	107.646	107.646
Plasticworking machinery (excluding parts).....	11	660391	12/08	111.584	111.749	112.277	112.277	112.277
Parts for plasticworking machinery.....	11	660395	12/08	126.238	126.238	130.381	130.381	130.381
Miscellaneous special industry machinery.....	11	6606		252.113	251.797	254.795	254.827	254.986
Semiconductor manufacturing machinery and parts.....	11	660638	06/87	124.924	124.935	125.286	125.332	125.562
Packing, packaging, and bottling machinery and parts.....	11	67		372.876	372.876	374.108	374.662	375.516
Packing, packaging, and bottling machinery and parts.....	11	6705	06/06	182.215	182.215	182.817	183.088	183.505
Packing, packaging, and bottling machinery, excluding parts.....	11	670501	06/06	175.289	175.289	175.631	175.631	175.631
Parts for packing, packaging, and bottling machinery.....	11	670502	12/83	364.766	364.766	367.469	369.655	373.027
Service industry machinery and parts.....	11	68		318.144	318.383	320.509	320.528	320.097
Service industry machinery and parts.....	11	6801	06/82	318.144	318.383	320.509	320.528	320.097
Commercial cooking and food warming equipment (incl. parts).....	11	68013	12/03	230.717	231.173	231.091	231.098	229.788
Commercial cooking equipment incl. ranges, deep-fat fryers, etc. except electric.....	11	680131	12/11	187.456	188.363	188.363	188.363	186.066
Commercial electric cooking equipment, incl. ranges, deep-fat fryers, etc.....	11	680132	12/11	154.442	154.442	154.294	154.307	154.022
Parts and accessories for commercial cooking and food warming equipment.....	11	680133	12/11	147.230	147.230	147.230	147.230	147.230
Other service industry machinery, incl. electronic teaching mach. & auto. maintenance equipment.....	11	68014	05/23	100.307	100.342	101.246	101.253	101.260
Coin-operated machines and mechanisms (incl. parts).....	11	680141	05/18	104.766	104.766	104.766	104.766	104.766
Commercial laundry and drycleaning machinery products (incl. parts).....	11	680143	06/03	199.056	199.056	200.936	200.936	200.936
Commercial and industrial floor & carpet cleaning machines, ex. vacuum cleaners (incl. parts).....	11	680145	09/16	141.686	141.686	150.424	150.424	150.424
Electronic teaching machines, teaching aids, etc., (incl. kits and parts).....	11	680147	09/16	104.281	104.281	104.281	104.281	—
All other parts and attachments for service industry equipment.....	11	680148	12/11	136.522	136.522	138.965	139.382	139.382
Other service industry equipment.....	11	680149	09/16	133.104	133.186	134.706	134.706	134.724
Electrical machinery and equipment.....	11	7		134.879	134.879	136.418	136.643	137.121
Wiring devices.....	11	71		368.817	367.079	364.711	366.868	366.641
Current-carrying wiring devices.....	11	7101		269.673	268.705	268.657	269.245	269.357
Current-carrying switches for electrical circuitry (including vehicular switches).....	11	710143	12/99	183.796	185.269	185.538	184.878	184.843
Current-carrying wire connectors for electrical circuitry.....	11	710144	12/99	184.558	183.759	182.744	182.743	186.119
Current-carrying wiring devices n.e.c.....	11	710147	06/06	194.207	192.640	192.825	193.848	192.803
Noncurrent-carrying wiring devices.....	11	7102		496.226	493.267	486.615	491.555	490.677
Noncurrent-carrying electrical conduit and conduit fittings, incl. plastic conduit & fittings.....	11	710216	12/04	252.445	248.928	241.629	241.435	240.516
Other noncurrent-carrying wiring devices and supplies (boxes, covers, bar hangers, etc.).....	11	710217	12/04	208.442	208.795	208.833	221.461	221.293

See footnotes at end of table.

Table 9. Producer price indexes for commodity and service groupings and individual items, not seasonally adjusted — Continued
 [March 2024, Index base 1982=100, unless otherwise indicated]

Title	Commodity code		Other index base	Unadjusted index ¹				
	Group code	Item code		Nov. 2023	Dec. 2023 ^P	Jan. 2024 ^P	Feb. 2024 ^P	Mar. 2024 ^P
Porcelain, steatite, and other ceramic electrical products.....	11	710252	12/03	193.229	193.196	192.306	192.150	192.150
Integrating and measuring instruments.....	11	72		185.627	185.944	186.006	186.164	186.164
Test equipment for electrical, radio, & communication circuits & motors. ...	11	7205	12/83	175.147	175.446	175.504	175.654	175.654
Test equipment for electrical, radio, & communication circuits & motors.....	11	720501		184.544	184.859	184.921	185.078	185.078
Motors, generators, motor generator sets.....	11	73		291.212	291.212	292.021	292.021	295.636
Fractional horsepower motors and generators.....	11	7303	06/83	216.634	216.636	216.636	216.636	218.480
Fractional horsepower motors and generators.....	11	730312	12/99	162.993	162.995	162.995	162.995	164.383
Integral horsepower motors and generators (excluding land transportation types).....	11	7304	06/83	407.349	407.349	407.349	407.349	417.645
Integral horsepower motors and generators (excluding land transportation types).....	11	730405	12/99	283.635	283.635	283.635	283.635	290.805
Parts and supplies for motors and generators.....	11	7309	06/83	324.590	324.590	322.876	322.876	336.965
Parts and supplies for motors and generators.....	11	730901	06/83	324.590	324.590	322.876	322.876	336.965
Other motors and generators.....	11	7311	06/06	157.357	157.357	158.573	158.573	157.739
Other motors and generators.....	11	731101	06/06	157.357	157.357	158.573	158.573	157.739
Prime mover generator sets, except steam & hydraulic turbine.....	11	7311012	12/14	137.117	137.117	138.634	138.634	138.634
Transformers and power regulators.....	11	74		384.173	390.232	392.773	392.773	394.518
Power and distribution transformers, except parts.....	11	7409	12/99	334.153	340.547	343.229	343.229	—
Other transformers and parts for transformers.....	11	7411	12/99	228.088	228.088	228.088	228.088	233.978
Switchgear, switchboard, industrial controls equipment.....	11	75		329.246	329.781	334.067	335.746	338.284
Industrial controls and related parts and accessories.....	11	7507		311.758	311.758	319.751	320.277	321.006
Industrial controls and related parts and accessories.....	11	750799	06/85	296.714	296.714	304.321	304.821	305.516
General-purpose industrial controls.....	11	7507991	06/11	160.737	160.737	160.737	167.467	168.084
Parts for industrial controls and motor-control accessories.....	11	7507992	06/11	143.058	143.058	143.437	145.627	145.627
Specific-purpose industrial controls.....	11	7507993	06/11	134.917	134.917	134.917	134.917	134.917
Switchgear and switchboard apparatus.....	11	7522	06/05	192.982	193.492	194.474	195.872	198.011
Switchgear and switchboard apparatus.....	11	752201	06/05	192.982	193.492	194.474	195.872	198.011
Low voltage panelboards and distribution boards, 1000 volts or less..	11	7522013	12/07	156.818	157.049	157.049	160.262	160.262
Switchgear, except relays and ducts.....	11	752201A	12/07	191.175	191.877	193.603	194.659	197.820
Communications and related equipment and miscellaneous electronic systems & equipment.....	11	76	12/85	131.794	131.790	135.797	136.138	137.163
Telephone and wireline data networking equipment.....	11	7601	12/85	92.043	92.043	91.922	92.518	92.518
Other communications and related equipment, including broadcast and wireless.....	11	7603	06/13	109.839	109.828	110.651	111.329	111.336
Broadcast, studio, and related electronic equipment.....	11	760301	12/85	119.508	119.867	120.931	121.836	121.501
Radio station and wireless communication equipment.....	11	760302	12/85	101.399	101.389	102.173	102.865	102.865
Radio station equipment.....	11	7603022	06/13	116.063	116.063	116.683	119.240	119.240
Other broadcast and wireless communications systems and equipment.....	11	7603023	06/13	113.991	113.977	114.681	115.365	115.365
Intercommunications, alarm and traffic control systems.....	11	760303	12/85	164.788	164.528	165.435	165.790	166.087
Alarm systems, including electric sirens and horns.....	11	7603031	06/08	134.150	133.596	134.738	134.738	134.848
Intercommunications systems, including inductive paging systems....	11	7603033	06/08	155.119	155.275	155.765	155.765	—
Electronic systems and equipment, n.e.c.....	11	7605	12/03	150.497	150.497	150.500	150.500	150.500
Electronic systems and equipment, n.e.c.....	11	760512	12/03	150.497	150.497	150.500	150.500	150.500
Search, detection, navigation & guidance systems and equipment.....	11	7606	06/04	161.812	161.812	170.354	170.379	172.751
Search, detection, navigation & guidance systems and equipment.....	11	760613	06/04	161.812	161.812	170.354	170.379	172.751
Electric lamp bulbs, tubes, and components.....	11	77		108.985	108.985	108.985	108.985	108.985
Electric lamp bulbs, tubes, and components.....	11	7704	12/04	84.089	84.089	84.089	84.089	84.089
Electric lamp bulbs, tubes, and components.....	11	770401	12/04	84.089	84.089	84.089	84.089	84.089
Electronic components and accessories.....	11	78		68.303	68.226	68.647	68.540	68.577
Relays for electronic circuitry, industrial control overload, and switchgear type.....	11	7821		285.450	285.450	290.448	290.448	290.448
Relays for electronic circuitry, industrial control overload, and switchgear type.....	11	782119	06/90	212.224	212.224	215.941	215.941	215.941
Switches, mechanical, for electronic circuitry.....	11	7822	06/82	256.367	256.367	262.543	272.886	272.886
Switches, mechanical, for electronic circuitry.....	11	782299	06/82	256.367	256.367	262.543	272.886	272.886
Connectors for electronic circuitry.....	11	7824		257.306	257.329	257.757	257.824	261.942
Connectors for electronic circuitry.....	11	782481	12/11	148.627	148.640	148.888	148.927	151.305
Filters, crystals, and transducers.....	11	7828	06/82	120.386	120.386	119.624	119.624	119.624
Filters, crystals, and transducers.....	11	782890	06/82	120.386	120.386	119.624	119.624	119.624
Crystal, filter, piezoelectric, and other related electronic devices (exc. microwave filters).....	11	7828901	06/82	123.283	123.283	123.283	123.283	123.283
Integrated microcircuits.....	11	7839	06/05	32.434	32.172	32.226	32.154	32.075
Integrated microcircuits.....	11	783911	06/05	32.434	32.172	32.226	32.154	32.075
Other semiconductor and related devices.....	11	7847	06/05	79.188	79.188	79.825	79.825	79.825
Other semiconductor devices, including parts (such as chips, wafers and heat sinks).....	11	784711	06/05	77.143	77.143	77.764	77.764	77.764
Bare printed circuit boards.....	11	7849	12/00	124.570	127.503	129.072	128.435	128.435

See footnotes at end of table.

Table 9. Producer price indexes for commodity and service groupings and individual items, not seasonally adjusted — Continued
 [March 2024, Index base 1982=100, unless otherwise indicated]

Title	Commodity code		Other index base	Unadjusted index ¹				
	Group code	Item code		Nov. 2023	Dec. 2023 ^P	Jan. 2024 ^P	Feb. 2024 ^P	Mar. 2024 ^P
Bare printed circuit boards.....	11	784901	06/82	130.322	133.390	135.032	134.365	134.365
Electronic coils, transformers, and other inductors.....	11	7853	06/82	250.155	249.420	254.637	259.048	259.048
Electronic coils, transformers, and other inductors.....	11	785399	06/00	171.725	171.220	174.801	177.829	177.829
Capacitors and resistors for electronic circuitry.....	11	7854	12/22	105.494	105.494	109.553	109.553	109.553
Capacitors for electronic circuitry.....	11	785411	12/02	198.744	198.744	199.781	199.781	199.781
Microwave components, electron tubes, and other electronic components, n.e.c.....	11	7856	06/00	179.650	179.832	180.718	180.718	180.718
Printed circuit assemblies, loaded boards, modules and consumer external modems.....	11	7861	06/82	80.883	80.876	81.343	80.432	80.443
Printed circuit assemblies, loaded boards, modules and consumer external modems.....	11	786199	06/82	80.883	80.876	81.343	80.432	80.443
Miscellaneous electrical machinery and equipment.....	11	79		138.073	138.082	138.362	138.739	138.795
Storage batteries.....	11	7901		244.192	244.192	244.539	244.771	245.365
Storage batteries, lead acid type, BCI dimensional group 8D or smaller.....	11	790103	12/84	258.067	258.067	258.644	258.644	261.194
Storage batteries, lead acid type, larger than BCI dimensional group 8D.....	11	790104	12/84	316.396	316.396	316.396	317.538	309.722
Storage batteries (excluding lead acid), including parts for all storage batteries.....	11	790105	12/84	259.130	259.130	259.133	259.613	259.613
Primary batteries.....	11	7902		234.514	233.966	233.678	233.482	232.782
Primary batteries.....	11	790229	12/03	152.104	151.749	151.562	151.435	150.981
Carbon and graphite products.....	11	7903		228.989	229.149	238.759	238.946	238.905
X-ray and electromedical equipment.....	11	7905		93.004	93.020	93.155	93.510	93.514
Irradiation equipment.....	11	790512	06/85	125.855	125.855	125.855	128.119	128.119
Electromedical equipment, including diagnostic, therapeutic and patient monitoring equipment.....	11	790541	06/09	103.237	103.261	103.467	103.467	103.473
Miscellaneous electrical industrial apparatus.....	11	7929	12/85	183.238	183.238	178.649	178.718	178.718
Rectifying apparatus.....	11	792902	12/85	208.790	208.790	210.822	211.083	211.083
Other electrical equipment for industrial use, except for electronic circuitry.....	11	792904	12/03	156.147	156.147	149.937	149.937	149.937
All other electrical equipment and components, except industrial.....	11	7939	12/06	134.305	134.304	134.302	134.302	142.871
All other electrical equipment and components, except industrial.....	11	793901	12/06	134.305	134.304	134.302	134.302	142.871
Miscellaneous instruments.....	11	8		249.349	249.049	251.304	252.240	252.933
Automatic environmental controls for monitoring residential, commercial, and appliance use.....	11	81		216.875	216.875	215.855	215.856	215.161
Automatic environmental controls for monitoring residential, commercial, and appliance use.....	11	8105	12/03	149.555	149.555	148.852	148.852	148.373
Automatic environmental controls for monitoring residential, commercial, and appliance use.....	11	810501	12/03	149.555	149.555	148.852	148.852	148.373
Industrial process control instruments.....	11	82	06/83	291.868	291.740	296.686	297.383	297.383
Industrial process control instruments.....	11	8201	06/83	291.868	291.740	296.686	297.383	297.383
Industrial process control instruments.....	11	820171	12/03	176.767	176.689	179.685	180.107	180.107
Fluid meters and counting devices.....	11	84	12/85	242.707	242.927	244.773	245.952	246.609
Fluid meters and counting devices.....	11	8401	12/85	242.707	242.927	244.773	245.952	246.609
Engineering and scientific instruments.....	11	85	12/85	286.565	286.565	286.952	286.952	287.620
Aeronautical, nautical, and navigational instruments.....	11	8501	12/85	322.489	322.489	322.489	322.489	322.489
Aeronautical, nautical, and navigational instruments.....	11	850111	12/85	322.489	322.489	322.489	322.489	322.489
Hospital beds and specialized hospital furniture.....	11	8504	12/11	141.201	141.201	142.272	142.272	144.118
Hospital beds and specialized hospital furniture.....	11	850404	12/11	141.201	141.201	142.272	142.272	144.118
Measuring instruments and lenses.....	11	86	12/85	172.156	171.470	173.475	175.057	175.472
Sighting, tracking, and fire-control equipment, optical type.....	11	8601	12/85	144.620	137.227	143.184	138.190	138.190
Sighting, tracking, and fire-control equipment, optical type.....	11	860111	12/85	144.620	137.227	143.184	138.190	138.190
All other miscellaneous optical instruments and lenses.....	11	8602	12/85	148.863	148.666	148.829	149.331	149.356
All other miscellaneous optical instruments and lenses.....	11	860211	12/85	148.863	148.666	148.829	149.331	149.356
Laboratory analytical instruments.....	11	8603	12/85	182.910	182.860	184.876	187.477	188.036
Laboratory analytical instruments.....	11	860311	12/85	182.910	182.860	184.876	187.477	188.036
Measuring & controlling devices, n.e.c.....	11	89	06/85	200.039	200.039	202.174	202.353	203.913
Aircraft engine instruments.....	11	8901	06/85	188.243	188.243	189.680	191.117	203.673
Aircraft engine instruments.....	11	890199	06/85	188.243	188.243	189.680	191.117	203.673
Nuclear radiation detection & monitoring instruments.....	11	8904	06/85	248.577	248.577	254.629	254.629	254.629
Nuclear radiation detection & monitoring instruments.....	11	890499	06/85	248.577	248.577	254.629	254.629	254.629
Physical properties and kinematic testing equipment.....	11	8905	06/04	135.622	135.622	137.284	137.284	137.284
Physical properties and kinematic testing equipment.....	11	890599	06/04	135.622	135.622	137.284	137.284	137.284
Commercial, geophysical, meteorological, surveying, drafting & general-purpose instruments.....	11	8906	06/04	140.567	140.567	141.273	141.273	141.273
Commercial, geophysical, meteorological & general-purpose instruments.....	11	890699	06/04	140.567	140.567	141.273	141.273	141.273
Miscellaneous machinery.....	11	9		216.822	216.679	218.591	219.442	219.611
Oil field and gas field machinery.....	11	91		252.507	252.507	256.794	256.794	256.794

See footnotes at end of table.

Table 9. Producer price indexes for commodity and service groupings and individual items, not seasonally adjusted — Continued

[March 2024, Index base 1982=100, unless otherwise indicated]

Title	Commodity code		Other index base	Unadjusted index ¹				
	Group code	Item code		Nov. 2023	Dec. 2023 ^P	Jan. 2024 ^P	Feb. 2024 ^P	Mar. 2024 ^P
Oil and gas field drilling, surveying, and cementing machinery (except parts sold separately).....	11	9102		262.717	262.717	262.717	262.717	262.717
Oil and gas field drilling, surveying, and cementing machinery (except parts sold separately).....	11	910201	09/20	111.869	111.869	111.869	111.869	111.869
Oil field and gas field production machinery (except pumps and parts sold separately).....	11	9104		231.074	231.074	245.198	245.198	245.198
Oil field and gas field production machinery (except pumps and parts sold separately).....	11	910456	12/03	189.854	189.854	201.459	201.459	201.459
Parts and attachments for oil and gas field machinery and equipment.....	11	9106	12/10	133.528	133.528	133.528	133.528	133.528
Parts and attachments for oil and gas field production machinery and equipment.....	11	910604	12/10	135.726	135.726	—	—	—
Mining machinery and equipment.....	11	92		436.819	436.995	437.694	438.390	438.390
Mining machinery and equipment (except parts sold separately).....	11	9207	09/19	148.495	148.572	148.861	149.076	149.076
Underground mining machinery (except parts sold separately).....	11	920701	12/03	297.104	297.535	297.628	—	—
Crushing, pulverizing, & screening machinery (except parts sold separately).....	11	920702	12/03	266.064	266.064	266.064	266.064	266.064
Drills and other mining machinery (except parts sold separately).....	11	920703	12/03	261.585	261.585	263.098	—	—
Mineral processing & beneficiation machinery (except parts sold separately).....	11	920704	12/03	294.685	294.685	294.685	294.685	294.685
Parts and attachments for mining machinery and equipment (sold separately).....	11	9253		339.701	339.701	339.851	340.560	340.560
Parts and attachments for mining machinery and equipment (sold separately).....	11	925303	12/03	244.690	244.690	244.798	245.308	245.308
Internal combustion engines.....	11	94		198.823	198.824	202.801	202.816	202.813
Diesel, semidiesel, and dual-fuel engines (except automotive).....	11	9407	12/82	225.271	225.271	232.093	231.486	231.486
Diesel, semidiesel, and dual-fuel engines (except automotive).....	11	940725	12/00	172.750	172.750	177.983	177.517	177.517
Diesel, semidiesel, and dual-fuel engines for automobiles, trucks, and buses.....	11	9408	12/82	167.194	167.196	172.175	172.503	172.497
Diesel, semidiesel, and dual-fuel engines for automobiles, trucks, and buses.....	11	940811	12/82	167.194	167.196	172.175	172.503	172.497
Parts & accessories for internal combustion engines, ex. aircraft & gasoline automotive engines.....	11	9413		247.265	247.265	249.400	249.400	249.400
Parts & accessories for internal combustion engines, ex. aircraft & gasoline automotive engines.....	11	941301		247.265	247.265	249.400	249.400	249.400
Machine shop products.....	11	95		221.837	221.409	221.785	223.775	224.032
Machine shop products.....	11	9505	06/84	200.965	200.578	200.918	202.721	202.954
Machine shop job work and job order repairs.....	11	950501	06/84	200.965	200.578	200.918	202.721	202.954
Turbines and turbine generator sets.....	11	97	06/87	273.181	273.467	274.590	274.884	275.694
Turbines and turbine generator sets (excluding parts).....	11	9701	06/87	273.181	273.467	274.590	274.884	275.694
Steam, gas, and other turbines and turbine generators.....	11	970103	06/11	112.933	114.248	114.235	113.793	113.337
Parts & accessories for turbines, turbine generators, and turbine generator sets.....	11	98	09/15	121.201	121.201	121.250	121.320	121.320
Parts & accessories for turbines, turbine generators, and turbine generator sets.....	11	9801	09/15	121.201	121.201	121.250	121.320	121.320
Parts & accessories for turbines, turbine generators, and turbine generator sets.....	11	980101	09/15	121.201	121.201	121.250	121.320	121.320
Furniture and household durables.....	12	—		218.957	218.482	219.176	219.056	219.652
Household furniture.....	12	1		270.121	270.058	270.240	270.022	271.511
Metal household furniture.....	12	11		207.668	207.413	208.240	209.539	208.692
Metal household furniture.....	12	1101		207.668	207.413	208.240	209.539	208.692
Metal household dining room and kitchen furniture.....	12	110102	06/84	261.278	259.406	265.460	265.815	259.616
Other metal household furniture.....	12	110104	06/84	183.562	183.562	183.562	184.897	184.897
Metal household furniture, beds, nonupholstered.....	12	1101041	12/11	126.647	126.647	126.647	126.647	126.647
Wood household furniture (nonupholstered).....	12	12		309.499	309.499	309.563	307.649	307.649
Wood household furniture (nonupholstered).....	12	1206	12/22	102.407	102.407	102.428	101.794	101.794
Wood living room furniture (nonupholstered).....	12	120602	12/04	166.418	166.418	166.645	166.475	166.475
Wood dining room, outdoor, and ready-to-assemble furniture (nonupholstered).....	12	120603	12/22	103.219	103.219	103.219	103.219	103.219
Wood bedroom furniture, including infants' and children's, (nonupholstered).....	12	120605	12/04	160.340	160.340	160.340	157.574	157.574
Upholstered household furniture.....	12	13		256.703	256.716	256.857	256.874	260.614
Upholstered household furniture.....	12	1301		256.703	256.716	256.857	256.874	260.614
Dual purpose sleep furniture, incl. convertible sofa.....	12	130123	06/83	219.604	219.604	219.604	219.604	220.175
Upholstered household furniture.....	12	130141	06/05	162.456	162.466	162.575	162.588	165.392
Upholstered household davenports, sofas, loveseats, and settees.....	12	1301411	12/11	140.613	140.622	140.656	140.668	143.267
Upholstered household sectional sofa pieces.....	12	1301412	12/11	134.778	134.784	134.878	134.886	134.988
Upholstered household rocking chairs, including swivel rockers.....	12	1301413	12/11	142.458	142.461	142.446	142.449	143.348
Other upholstered household furniture, including custom.....	12	1301415	12/11	156.942	156.963	157.386	157.411	165.150
Bedding.....	12	14		234.807	234.662	234.779	234.363	233.466
Bedding.....	12	1401		234.807	234.662	234.779	234.363	233.466

See footnotes at end of table.

Table 9. Producer price indexes for commodity and service groupings and individual items, not seasonally adjusted — Continued
 [March 2024, Index base 1982=100, unless otherwise indicated]

Title	Commodity code		Other index base	Unadjusted index ¹				
	Group code	Item code		Nov. 2023	Dec. 2023 ^P	Jan. 2024 ^P	Feb. 2024 ^P	Mar. 2024 ^P
Innerspring mattresses, excluding crib size.....	12	140104	12/95	213.981	213.981	213.981	212.927	211.250
Mattress foundations.....	12	140107	12/11	137.999	137.628	137.628	137.628	136.900
Mattresses, other types, including crib, foam, waterbed mattresses and mattress inserts.....	12	140114	06/83	253.547	253.547	253.547	253.547	252.906
Sleep system ensembles and mattresses, excluding conventional waterbeds.....	12	140122	12/95	140.114	140.114	140.114	140.114	140.114
Mattress and foundation sets.....	12	140134	12/03	141.700	141.504	141.700	141.700	141.602
Metal porch, lawn, outdoor & casual furniture.....	12	15		365.067	365.067	365.067	365.067	365.067
Porch and lawn furniture.....	12	1501		365.067	365.067	365.067	365.067	365.067
Metal porch, lawn, outdoor & casual furniture.....	12	150112	06/84	363.108	363.108	363.108	363.108	363.108
Nonupholstered household furniture, except wood and metal.....	12	16	12/85	148.071	148.071	148.071	—	—
Nonupholstered household furniture, except wood and metal.....	12	1601	12/85	148.071	148.071	148.071	—	—
Nonupholstered household furniture, except wood and metal.....	12	160101	12/85	148.071	148.071	148.071	—	—
Commercial furniture.....	12	2		312.653	310.574	311.675	315.850	316.233
Wood office furniture and store fixtures.....	12	21		300.911	300.943	301.544	301.992	304.048
Wood office furniture and store fixtures.....	12	2101		300.911	300.943	301.544	301.992	304.048
Wood office seating, including upholstered.....	12	210112	06/85	260.760	260.760	262.547	266.823	266.823
Wood office desks and extensions.....	12	210113	06/85	329.383	329.383	329.383	334.697	334.802
Wood office files, storage units, and tables.....	12	210114	06/85	302.338	302.338	302.405	303.104	303.104
Wood office furniture, other types (incl. panel/desking systems).....	12	210116	06/85	230.171	230.171	230.152	233.260	233.392
Fixtures for stores, banks and offices.....	12	210161	12/83	298.262	298.299	298.922	298.777	301.191
Custom architectural woodwork, millwork, and fixtures.....	12	2101611	06/08	151.221	151.221	151.221	151.221	151.221
Wood lockers, partitions, and shelving (except custom).....	12	2101612	06/08	154.996	156.839	156.090	153.332	164.787
Wood furniture dimensions and nonwood furniture parts and frames..	12	2101615	12/11	207.272	205.145	211.319	213.191	—
Nonwood furniture and store fixtures.....	12	22		307.000	301.778	303.781	312.396	311.282
Nonwood commercial storage units, files, and tables.....	12	2202		311.999	306.630	307.923	319.873	317.967
Nonwood commercial storage units, files, and tables.....	12	220202	06/95	224.100	220.243	221.172	229.756	228.387
Nonwood commercial furniture.....	12	2203		308.785	308.922	312.214	317.492	316.591
Nonwood commercial desks and extensions.....	12	220321		373.054	374.063	389.914	400.609	399.751
Nonwood office seating.....	12	220325		239.135	239.135	239.265	244.910	244.910
Nonwood office furniture panel systems, and other nonwood office furniture.....	12	220326	06/95	222.993	223.071	225.860	227.979	226.773
Nonwood partitions and fixtures.....	12	2204	12/83	288.428	277.990	278.796	289.347	288.324
Storage racks and accessories, except wood.....	12	220407	12/83	246.271	246.271	248.977	254.698	246.965
Fixtures (bank, office, and store) except wood.....	12	220409	12/83	323.028	282.382	284.046	320.637	317.760
Public building furniture.....	12	23	12/84	325.492	327.855	327.286	327.289	327.289
Public building furniture.....	12	2301	12/84	325.492	327.855	327.286	327.289	327.289
School furniture (except stone and concrete), excluding library furniture.....	12	230101	12/84	387.956	389.781	387.790	387.799	387.799
Public building and related furniture, excluding school & restaurant furniture.....	12	230102	12/84	313.002	315.686	315.686	315.686	315.686
Commercial furniture and fixtures, n.e.c.....	12	24	12/85	288.450	289.704	289.540	290.298	290.943
Commercial furniture and fixtures, n.e.c.....	12	2401	12/85	288.450	289.704	289.540	290.298	290.943
Bar, bowling center, cafeteria, and restaurant furniture.....	12	240104	12/10	178.856	178.856	179.177	179.177	179.177
Other commercial and institutional furniture and fixtures, n.e.c.....	12	240108	12/10	165.268	166.332	166.050	166.694	167.241
Floor coverings.....	12	3		212.557	211.886	215.025	211.021	210.957
Carpets and rugs.....	12	31		206.486	205.725	208.862	204.320	204.248
Carpet and rugs.....	12	3101		209.672	208.899	212.084	207.472	207.399
Carpet and rugs.....	12	310101		209.672	208.899	212.084	207.472	207.399
Resilient floor coverings.....	12	32		262.289	262.289	265.492	265.492	265.492
Resilient floor coverings.....	12	3201		262.289	262.289	265.492	265.492	265.492
Resilient floor coverings.....	12	320170	12/11	117.936	117.936	119.377	119.377	119.377
Household appliances.....	12	4		150.700	150.519	150.677	149.147	149.731
Major appliances.....	12	41		145.522	145.259	145.482	143.724	143.953
Household cooking appliances.....	12	4101		160.023	159.355	159.512	156.774	158.957
Electric household ranges, ovens (including microwave), surface cooking units, and equipment.....	12	410105	12/02	157.249	155.361	154.871	158.267	159.988
Gas household ranges, ovens, surface cooking units and equipment. ..	12	410139	12/02	149.693	149.700	152.036	144.042	147.135
Other household ranges and cooking equipment, including outdoor equipment.....	12	410169	12/02	200.269	200.269	198.592	193.908	195.894
Household refrigeration equipment.....	12	4103		121.092	120.952	121.090	120.093	119.808
Household refrigerators, including refrigerator-freezer combinations.....	12	410329	12/02	130.516	130.519	130.755	129.500	129.219
Other major household appliances including room air-conditioners.....	12	4104		176.217	176.555	177.214	175.383	174.015
Room air-conditioners.....	12	410445		233.361	233.361	234.137	234.137	234.137
Household vacuum cleaners, including parts and attachments.....	12	43		129.825	130.039	131.063	131.063	131.063
Household vacuum cleaners and other floor care machines (including parts and attachments).....	12	4301		121.792	121.992	122.953	122.953	122.953

See footnotes at end of table.

Table 9. Producer price indexes for commodity and service groupings and individual items, not seasonally adjusted — Continued
 [March 2024, Index base 1982=100, unless otherwise indicated]

Title	Commodity code		Other index base	Unadjusted index ¹				
	Group code	Item code		Nov. 2023	Dec. 2023 ^P	Jan. 2024 ^P	Feb. 2024 ^P	Mar. 2024 ^P
Household vacuum cleaners and other floor care machines (including parts and attachments).....	12	430114	06/07	132.860	133.079	134.127	134.127	134.127
Electric housewares and fans.....	12	44		146.947	147.343	146.674	146.717	150.402
Parts and attachments for small electric household appliances, including fan parts.....	12	4403	12/82	197.435	197.435	197.435	197.435	200.517
Parts and attachments for small electric household appliances, including fan parts.....	12	440311	12/82	197.435	197.435	197.435	197.435	200.517
Small electric household appliances, including fans.....	12	4404	05/21	117.192	117.508	116.973	117.007	119.951
Small electric household appliances, including fans.....	12	440401	05/21	117.192	117.508	116.973	117.007	119.951
Portable residential lighting fixtures, including parts and accessories.....	12	45		296.633	296.663	296.672	296.709	296.689
Portable residential lighting fixtures, including parts and accessories.....	12	4501		296.633	296.663	296.672	296.709	296.689
Portable residential lighting fixtures, including parts and accessories.....	12	450135	06/98	199.930	199.950	199.957	199.981	199.967
Home electronic equipment.....	12	5		62.373	62.373	62.373	62.373	63.582
Speakers and commercial sound equipment.....	12	57	12/03	138.110	138.110	138.110	138.110	143.766
Speakers and commercial sound equipment.....	12	5707	12/03	138.110	138.110	138.110	138.110	143.766
Speakers and commercial sound equipment.....	12	570708	12/03	138.110	138.110	138.110	138.110	143.766
Other home electronic equipment.....	12	58	06/04	114.837	114.837	114.837	114.837	114.837
Other home electronic equipment, including television receivers and automotive A/V equipment.....	12	5803	01/17	119.037	119.037	119.037	119.037	119.037
All other consumer audio and video equipment, excluding TV receivers and automotive A/V equip.....	12	580301	06/04	105.704	105.704	105.704	105.704	105.704
Other household durable goods.....	12	6		245.266	245.977	246.702	245.901	245.543
Vitreous china, fine earthenware, and other pottery products.....	12	61		328.166	328.166	328.166	328.166	328.166
Vitreous china, porcelain, and earthenware table and kitchenware and other pottery products.....	12	6101		328.119	328.119	328.119	328.119	328.119
Vitreous china, porcelain, and earthenware (semivitreous) table and kitchenware.....	12	610104	06/08	136.610	136.610	136.610	136.610	136.610
All other pottery products (including china decorated for the trade).....	12	610105	06/08	164.126	164.126	164.126	164.126	164.126
Mirrors (decorated and undecorated).....	12	65		223.589	222.788	225.944	221.517	221.517
Mirrors (decorated and undecorated), made from purchased glass.....	12	6501		223.589	222.788	225.944	221.517	221.517
Mirrors (decorated and undecorated), made from purchased glass.....	12	650104	12/04	144.026	143.510	145.543	142.691	142.691
Lawn/garden equipment.....	12	66		181.689	182.771	182.942	182.987	182.987
Parts and attachments for consumer lawn, garden, and snow equipment.....	12	6605	12/82	233.072	233.072	233.220	233.807	233.807
Parts and attachments for consumer lawn, garden, and snow equipment.....	12	660503	06/03	157.477	157.477	157.577	157.974	157.974
Consumer lawn, garden, and snow equipment.....	12	6607	05/18	121.136	121.935	122.053	122.053	122.053
Consumer lawn, garden, and snow equipment.....	12	660701	05/18	121.136	121.935	122.053	122.053	122.053
Consumer riding lawn, garden, and snow equipment.....	12	6607011	06/03	134.525	134.525	134.569	134.569	134.569
Consumer nonriding lawn, garden, and snow equipment.....	12	6607012	06/03	131.404	133.192	133.411	133.411	—
Cutlery, flatware (except precious), razors and razor blades.....	12	67		275.398	277.956	278.346	278.346	271.478
Cutlery, flatware (except precious), razors and razor blades.....	12	6701		275.398	277.956	278.346	278.346	271.478
Cutlery, scissors, shears, trimmers, and snips.....	12	670141	12/83	286.171	292.126	293.036	293.036	285.805
Metal kitchen utensil, pots, and pans.....	12	68		309.719	309.719	309.719	309.719	312.874
Metal kitchen utensil, pots, and pans.....	12	6801		309.719	309.719	309.719	309.719	312.874
Stamped and spun kitchen utensils, aluminum.....	12	680101		291.971	291.971	291.971	291.971	—
Window shades, blinds, and accessories.....	12	69	06/84	296.263	296.261	296.263	296.263	296.263
Window shades, blinds, and accessories.....	12	6901	06/84	296.263	296.261	296.263	296.263	296.263
Window shades and window shade accessories and rollers.....	12	690101	06/84	360.551	360.551	360.555	360.555	360.555
Other shades and blinds, including curtain and drapery fixtures, poles, & rods.....	12	690103	06/84	224.921	224.921	224.921	224.921	224.921
Nonmetallic mineral products.....	13	—		331.967	331.537	339.074	341.665	342.140
Glass.....	13	1		182.531	183.556	183.769	184.710	184.353
Flat glass.....	13	11		170.762	171.815	171.792	172.383	171.831
Specialty glass.....	13	1107		207.428	208.689	209.304	209.260	209.318
Specialty glass.....	13	110703	06/11	151.236	152.156	152.604	152.572	152.614
Other glass products, made by flat glass producers.....	13	1107034	06/11	161.713	161.713	161.713	161.713	161.713
Flat glass (float, sheet, and plate process).....	13	1108	12/22	91.634	92.228	91.163	—	—
Flat glass (float, sheet, and plate process).....	13	110811	12/22	91.634	92.228	91.163	—	—
Other finished glassware.....	13	13	06/83	198.781	199.495	200.680	202.948	203.495
Pressed and blown glassware.....	13	1301	06/83	201.942	202.667	203.872	206.176	206.731
Machine-made pressed & blown table, kitchen, art, & novelty glassware.....	13	130116	12/11	154.632	154.632	154.632	155.560	155.560
All other machine-made pressed and blown glassware.....	13	130117	12/11	125.027	126.041	127.698	128.980	129.756
Handmade pressed and blown glassware.....	13	130118	12/11	129.521	129.521	129.896	136.254	136.276
Concrete ingredients and related products.....	13	2		409.298	409.984	425.005	428.749	430.145

See footnotes at end of table.

Table 9. Producer price indexes for commodity and service groupings and individual items, not seasonally adjusted — Continued
 [March 2024, Index base 1982=100, unless otherwise indicated]

Title	Commodity code		Other index base	Unadjusted index ¹				
	Group code	Item code		Nov. 2023	Dec. 2023 ^P	Jan. 2024 ^P	Feb. 2024 ^P	Mar. 2024 ^P
Construction sand, gravel, and crushed stone.....	13	21		462.940	464.123	481.767	488.987	491.173
Construction sand, gravel and crushed stone.....	13	2101		462.940	464.123	481.767	488.987	491.173
Construction sand and gravel (run of pit/bank, washed, screened, etc.)..	13	210120	12/11	172.909	172.732	177.084	178.511	179.179
Construction sand and gravel, Northeast.....	13	2101201	12/12	179.548	179.548	188.618	188.618	188.618
Construction sand and gravel, Midwest.....	13	2101202	12/12	187.846	188.183	194.045	196.225	198.108
Construction sand and gravel, West.....	13	2101204	12/12	178.312	177.640	182.267	184.580	184.772
Crushed and broken stone.....	13	210121		457.267	459.185	479.325	487.996	490.335
Crushed and broken limestone.....	13	2101212	12/11	178.958	180.162	187.170	189.226	189.895
Crushed and broken granite.....	13	2101213	12/11	164.761	164.535	170.395	181.081	183.568
Bituminous limestone, sandstone, & other crushed & broken stone. . .	13	2101219	12/11	156.044	156.044	167.361	167.361	167.361
Cement, hydraulic.....	13	22		337.877	337.671	348.826	346.240	346.240
Cement, hydraulic.....	13	2201		337.877	337.671	348.826	346.240	346.240
Cement, hydraulic.....	13	220161	06/89	330.684	330.482	341.400	338.869	338.869
Concrete products.....	13	3		374.612	372.594	379.083	381.905	382.043
Concrete block and brick.....	13	31		365.199	370.739	374.352	377.413	377.479
Structural concrete block.....	13	3111		387.876	391.550	398.557	401.993	401.993
Structural concrete block.....	13	311135	12/87	316.551	319.550	325.268	328.072	328.072
Structural concrete block, lightweight units (weighing less than 105 lb/cubic ft.) (dry weight).....	13	3111351	12/11	167.379	168.752	172.517	173.342	173.342
Structural concrete block, mediumweight units (weighing 105 - 124 lb/cubic ft.) (dry weight).....	13	3111352	12/11	175.171	178.346	177.898	184.311	184.311
Structural concrete block, normalweight units (weighing 125 lb or more/cubic ft.) (dry weight).....	13	3111353	12/11	166.759	167.935	171.688	171.846	171.846
Decorative concrete block.....	13	3121		321.520	322.428	329.334	330.297	332.342
Decorative concrete block (including screen, split, slump, shadowal block, etc.).....	13	312101		321.520	322.428	329.334	330.297	332.342
Concrete brick.....	13	3131		325.989	339.418	339.418	340.652	340.652
Concrete brick.....	13	313101		325.989	339.418	339.418	340.652	340.652
Concrete pavers.....	13	3141		304.685	309.923	309.923	313.867	312.877
Concrete pavers (including grid, interlocking, etc.).....	13	314101		304.685	309.923	309.923	313.867	312.877
Concrete pipe.....	13	32		358.904	361.667	370.665	370.665	370.665
Concrete pipe.....	13	3201		358.904	361.667	370.665	370.665	370.665
Concrete pipe.....	13	320108	12/86	313.407	315.819	323.677	323.677	323.677
Concrete storm sewer pipe.....	13	3201082	12/11	222.575	225.790	227.133	227.133	227.133
Concrete pipe, except concrete culvert and storm sewer pipe.....	13	3201083	12/11	156.757	163.198	169.858	169.858	169.858
Ready-mix concrete.....	13	33		372.721	368.005	376.419	379.719	380.085
Ready-mix concrete.....	13	3301		372.721	368.005	376.419	379.719	380.085
Ready-mix concrete.....	13	330101		372.721	368.005	376.419	379.719	380.085
Northeast region ready-mix concrete.....	13	330101A	12/12	168.778	166.038	166.038	172.690	172.743
Midwest region ready-mix concrete.....	13	330101B	12/12	171.068	167.961	174.501	173.043	173.043
South region ready-mix concrete.....	13	330101C	12/12	168.569	166.343	170.503	173.471	173.155
West region ready-mix concrete.....	13	330101D	12/12	176.507	175.549	178.064	177.659	178.858
Precast concrete products.....	13	34		387.194	388.649	392.253	394.379	394.315
Precast concrete products.....	13	3401		387.194	388.649	392.253	394.379	394.315
Precast concrete products.....	13	340106	12/86	341.586	342.870	346.049	347.925	347.869
Precast concrete slabs and tile, roof and floor units.....	13	3401061	12/11	167.828	167.828	167.828	167.828	167.828
Precast concrete architectural wall panels.....	13	3401062	12/11	187.183	187.183	190.583	190.628	190.628
Burial vaults and boxes, precast concrete.....	13	3401063	12/11	162.476	162.476	166.900	166.900	168.056
Precast concrete products (excl burial vaults and boxes, slabs and tile, and arch. wall panels).....	13	3401064	12/11	175.613	176.511	177.783	179.086	178.951
Prestressed concrete products.....	13	35		370.599	369.641	366.640	367.894	366.018
Prestressed concrete products.....	13	3501		370.599	369.641	366.640	367.894	366.018
Prestressed concrete products.....	13	350107	12/86	378.195	377.217	374.155	375.435	373.520
Prestressed concrete bridge beams and solid and hollow cored slabs and panels.....	13	3501071	12/07	245.616	244.381	240.511	242.129	239.710
Prestressed concrete bridge beams.....	13	35010711	12/07	204.789	203.343	202.208	201.961	199.129
Prestressed concrete solid and hollow cored slabs and panels.....	13	35010712	12/07	285.314	285.314	273.605	280.987	280.987
Prestressed concrete products (excl bridge beams and solid and hollow cored slabs and panels).....	13	3501072	12/07	142.867	142.867	142.867	142.867	142.867
Clay construction products ex. refractories.....	13	4		233.265	230.457	231.457	235.358	234.764
Brick and structural clay tile.....	13	42	12/84	254.081	254.081	256.075	262.469	263.291
Building or common brick.....	13	4201	12/84	250.874	250.874	252.687	259.080	259.901
Building or common brick.....	13	420101	12/84	250.874	250.874	252.687	259.080	259.901
Glazed brick and other brick (paving, floor, and sewer).....	13	4202	12/84	299.482	299.482	316.602	316.602	316.658
Glazed brick and other brick (paving, floor, and sewer).....	13	420201	12/84	299.482	299.482	316.602	316.602	316.658
Clay floor and wall tile, glazed and unglazed.....	13	44		143.011	139.247	139.247	140.656	138.627
Clay floor and wall tile, glazed and unglazed (including quarry tile and ceramic mosaic tile).....	13	4401		143.011	139.247	139.247	140.656	138.627

See footnotes at end of table.

Table 9. Producer price indexes for commodity and service groupings and individual items, not seasonally adjusted — Continued
 [March 2024, Index base 1982=100, unless otherwise indicated]

Title	Commodity code		Other index base	Unadjusted index ¹				
	Group code	Item code		Nov. 2023	Dec. 2023 ^P	Jan. 2024 ^P	Feb. 2024 ^P	Mar. 2024 ^P
Clay floor and wall tile, glazed and unglazed (including quarry tile and ceramic mosaic tile).....	13	440131		143.012	139.248	139.248	140.657	138.628
Structural clay products, n.e.c.....	13	45		353.637	353.637	356.603	356.603	371.295
Structural clay products, n.e.c.....	13	4501		353.637	353.637	356.603	356.603	371.295
All other structural clay products, excluding clay refractories.....	13	450199	12/85	303.933	303.933	305.072	305.072	320.443
Refractories.....	13	5		346.412	347.334	351.030	350.150	350.125
Clay refractories.....	13	52		389.605	389.605	392.862	392.862	392.862
Clay refractories.....	13	5201		389.605	389.605	392.862	392.862	392.862
Clay refractories.....	13	520181	12/04	218.832	218.832	220.661	220.661	220.661
Nonclay refractories.....	13	53		311.974	315.127	320.471	317.460	317.376
Nonclay refractories (excluding dead-burned magnesia).....	13	5301		311.974	315.127	320.471	317.460	317.376
Nonclay refractories (excluding dead-burned magnesia).....	13	530112	12/04	204.637	206.706	210.211	208.236	208.181
Asphalt felts and coatings.....	13	6		339.123	340.022	339.068	342.248	342.567
Prepared asphalt and tar roofing and siding products.....	13	61		346.044	347.137	345.616	349.485	349.874
Prepared asphalt and tar roofing and siding products.....	13	6101		346.044	347.137	345.616	349.485	349.874
Prepared asphalt and tar roofing and siding products.....	13	610131	12/03	314.700	315.694	314.311	317.830	318.183
Asphalt smooth-surfaced roll roofing and cap sheets, organic and fiberglass base.....	13	6101311	12/12	153.788	153.788	153.788	153.788	153.788
Asphalt mineral-surfaced roll roofing and cap sheets, organic and fiberglass base.....	13	6101312	12/11	175.454	175.443	174.989	175.533	175.271
Other prepared asphalt and tar products for roofing and siding.....	13	6101317	12/11	129.292	128.796	128.860	128.622	129.253
Roofing asphalts, pitches, coatings, and cement.....	13	62		265.317	265.317	266.753	266.753	266.753
Roofing asphalts, pitches, coatings, and cement.....	13	6201		265.317	265.317	266.753	266.753	266.753
Roofing asphalts, pitches, coatings, and cement.....	13	620121	06/84	251.313	251.313	252.674	252.674	252.674
Gypsum products.....	13	7		455.648	454.844	454.833	466.020	474.780
Gypsum products.....	13	71		455.648	454.844	454.833	466.020	474.780
Gypsum products.....	13	7101		455.648	454.844	454.833	466.020	474.780
Gypsum building materials.....	13	710102	12/93	348.740	348.002	347.992	358.258	366.298
Other gypsum products.....	13	710116	12/99	245.245	245.245	245.245	245.245	245.245
Glass containers.....	13	8		274.102	273.954	283.742	283.677	283.894
Glass containers.....	13	81		274.102	273.954	283.742	283.677	283.894
Glass containers (including value of packaging).....	13	8101		274.102	273.954	283.742	283.677	283.894
Glass containers (including value of packaging).....	13	810104	06/95	209.638	209.526	217.012	216.962	217.128
Other nonmetallic minerals.....	13	9		318.348	317.724	330.191	332.273	332.515
Insulation materials.....	13	92		266.337	267.236	272.264	278.463	278.157
Mineral wool for thermal and acoustical envelope insulation.....	13	9201		257.816	258.474	259.564	266.854	267.931
Mineral wool for thermal and acoustical envelope insulation.....	13	920105	06/07	196.451	196.951	197.782	203.337	204.158
Mineral wool for industrial, equipment, and appliance insulation.....	13	9202		235.150	236.222	245.608	249.393	247.325
Mineral wool for industrial, equipment, and appliance insulation.....	13	920201		235.150	236.222	245.608	249.393	247.325
Paving mixtures and blocks.....	13	94		391.680	390.305	421.781	422.306	419.847
Paving mixtures and blocks.....	13	9401		391.680	390.305	421.781	422.306	419.847
Paving mixtures and blocks.....	13	940113	12/03	276.333	275.363	297.569	297.940	296.205
Emulsified asphalt, including liquid additives.....	13	940113A	12/09	157.117	157.700	157.424	156.823	156.823
Other liquid asphalt and tar paving materials, including cut-backs.....	13	940113B	12/09	185.799	185.861	189.237	189.112	189.112
Asphalt and tar paving mixtures (excluding liquid).....	13	940113C	12/09	138.678	136.757	165.339	166.530	164.334
Cut stone and stone products.....	13	95		236.014	236.014	239.465	241.034	241.034
Cut stone and stone products.....	13	9501	12/84	236.014	236.014	239.465	241.034	241.034
Dressed dimension granite (including gneiss, syenite, diorite, and cut granite).....	13	950111	12/84	231.684	231.684	236.161	238.179	238.179
Dressed dimension limestone (including dolomite, travertine, calcareous, tufa, & cut limestone).....	13	950121	12/84	208.310	208.310	219.458	219.458	219.458
Dressed dimension marble and other stone.....	13	950151	12/04	158.953	158.953	158.953	159.695	159.695
Gaskets, packing, and sealing devices.....	13	98		244.238	244.238	248.645	248.643	249.030
Gaskets and gasketing material.....	13	9801	12/85	266.777	266.777	268.459	268.454	269.156
Nonmetallic gaskets and gasketing.....	13	980111	12/90	238.585	238.585	240.694	240.687	241.810
Metallic gaskets and machined seals.....	13	980112	12/90	211.037	211.037	211.689	211.689	211.689
Packing and sealing.....	13	9802	12/85	229.395	229.395	237.570	237.570	237.575
Molded packing and sealing devices.....	13	980212	12/90	198.133	198.133	199.803	199.803	199.812
Rotary oil seals.....	13	980214	12/90	187.275	187.275	193.749	193.749	193.749
Nonmetallic minerals and products, n.e.c.....	13	99	06/82	305.157	303.659	308.655	310.953	314.505
Clay and stone mining and quarrying.....	13	9902	06/84	317.706	314.997	317.786	321.920	328.968
Ground or treated minerals and earths.....	13	990209	06/85	306.054	304.379	305.247	305.881	304.775
Treated lightweight aggregate and crushed slag, minerals and earths.....	13	9902094	12/14	158.904	158.904	159.199	158.406	157.569
Other minerals and earths, treated.....	13	9902096	12/14	91.352	90.204	90.205	91.085	90.799

See footnotes at end of table.

Table 9. Producer price indexes for commodity and service groupings and individual items, not seasonally adjusted — Continued

[March 2024, Index base 1982=100, unless otherwise indicated]

Title	Commodity code		Other index base	Unadjusted index ¹				
	Group code	Item code		Nov. 2023	Dec. 2023 ^P	Jan. 2024 ^P	Feb. 2024 ^P	Mar. 2024 ^P
Dimension stone mining and quarrying.....	13	990211	06/85	336.271	336.271	358.830	360.320	360.320
Clay, excluding kaolin and ball clay.....	13	990214	06/90	235.478	235.709	234.073	234.176	234.575
Bentonite.....	13	990214C	12/07	161.722	161.722	161.008	161.008	161.008
All other nonmetallic minerals, including talc and gypsum.....	13	990299	06/85	380.611	366.120	370.283	399.939	463.847
All other nonmetallic mineral products.....	13	9903	12/85	237.543	237.558	243.925	243.925	243.247
Other nonmetallic mineral products.....	13	990319	12/11	115.642	115.642	116.200	116.200	115.558
Transportation equipment.....	14	—		205.460	205.174	205.778	206.169	206.308
Motor vehicles and equipment.....	14	1		170.371	169.870	170.190	170.410	170.543
Motor vehicles.....	14	11		172.582	171.746	172.136	172.431	172.507
Passenger cars and chassis.....	14	1101		142.482	138.295	138.452	138.514	138.256
Passenger cars and chassis.....	14	110131	06/82	142.191	138.012	138.169	138.230	137.973
Motorcycles, including three-wheel motorbikes, motorscooters, mopeds, and parts.....	14	1104		203.953	203.953	204.190	204.190	208.215
Motorcycles, including three-wheel motorbikes, motorscooters, mopeds, and parts.....	14	110401		219.667	219.667	219.923	219.923	224.258
Trucks, truck tractors, & bus chassis 14,000 lb or less, incl. minivans & suvs.....	14	1105		200.813	200.801	201.368	201.820	201.913
Trucks, truck tractors, & bus chassis 14,000 lb or less, incl. minivans & suvs.....	14	110571	12/82	193.212	193.200	193.746	194.181	194.271
Trucks, over 14,000 lbs GVW.....	14	1106		248.283	248.413	248.413	248.431	248.465
Trucks, over 14,000 lbs GVW.....	14	110684	12/05	149.881	149.960	149.960	149.971	149.991
Truck, truck tractors, and bus chassis (chassis of own manufacture) 14,001 to 33,000 lbs.....	14	1106841	06/11	121.024	121.189	121.189	121.189	121.210
Buses, including military and firefighting vehicles (chassis of own manufacture).....	14	1106843	06/11	146.640	146.650	146.650	146.667	146.684
Motor vehicles parts.....	14	12		141.629	141.354	141.564	141.663	141.758
Motor vehicles parts.....	14	1205	12/03	126.915	126.668	126.857	126.945	127.031
Gasoline engines and engine parts, excl. carburetors, pistons, and valves.....	14	120501	12/03	134.282	131.614	131.672	131.923	132.634
Motor vehicle steering and suspension parts.....	14	120502	12/03	112.900	112.900	111.277	111.362	111.302
Motor vehicle transmission and power train.....	14	120503	12/03	123.987	124.124	124.364	124.447	124.208
Motor vehicle drive train components, except wheels and brakes, new.....	14	1205031	12/11	114.576	114.680	114.683	114.764	114.534
Motor vehicle transmissions except auxiliary and parts, new.....	14	12050310	06/12	113.951	113.939	116.929	116.861	116.282
Parts for manual and automatic transmissions, new.....	14	12050313	12/11	125.812	126.262	125.362	125.452	125.358
Other motor vehicle drive train components, except wheels and brakes, new.....	14	12050315	12/11	103.236	103.350	103.551	103.933	103.905
Motor vehicle drive train components, rebuilt.....	14	1205033	12/11	134.812	135.468	140.597	140.597	140.549
Motor vehicle brake systems.....	14	120504	12/03	144.862	145.534	149.294	149.210	149.318
Motor vehicle brake parts and assemblies, new.....	14	1205041	12/11	131.761	132.433	136.190	136.107	136.214
Motor vehicle drum brake assemblies and parts, new.....	14	1205041A	12/11	162.182	161.326	165.156	165.156	165.156
Other motor vehicle brake parts and assemblies, new.....	14	1205041B	12/11	118.372	120.196	121.372	121.198	121.422
Motor vehicle disc brake assemblies and parts, new.....	14	1205041C	12/11	136.035	136.035	144.607	144.607	144.607
Filters for internal combustion engines and motor vehicles.....	14	120505	12/03	163.166	163.166	163.166	163.166	—
Other motor vehicle parts.....	14	120508	12/03	117.700	117.887	117.975	118.282	118.109
Vehicle seating and interior trim.....	14	120511	06/04	114.281	114.307	114.319	114.448	114.804
Automobile trimmings.....	14	1205111	06/09	92.218	92.218	92.218	92.350	92.713
Seats for public conveyance and aircraft.....	14	1205113	06/09	119.236	119.329	119.375	119.647	120.407
Carburetors, pistons, piston rings, and valves.....	14	120513		216.705	216.705	216.732	217.539	217.344
Motor vehicle electrical and electronic equipment.....	14	120514		142.388	142.359	142.867	143.417	143.470
Vehicular lighting equipment.....	14	1205141		153.097	153.065	153.627	156.391	156.531
Other motor vehicle electrical and electronic equipment.....	14	1205142		144.864	144.834	145.347	145.361	145.393
Battery charging alternators, generators, and regulators.....	14	12051422	06/00	108.488	108.234	108.184	108.307	108.582
Parts for electrical and electronic engine equipment.....	14	12051424	06/00	98.440	98.440	98.578	98.578	98.578
All other miscellaneous non-engine electrical and electronic equipment.....	14	12051425	12/03	119.958	119.958	119.958	119.958	119.958
All other miscellaneous complete engine electrical equipment, including spark plugs.....	14	12051426	06/00	114.653	114.653	116.783	116.783	116.783
Truck and bus bodies.....	14	13	12/82	342.190	344.270	346.677	346.807	349.756
Truck and bus bodies sold separately.....	14	1301	12/82	349.280	351.982	355.109	355.209	359.097
Other truck and vehicle bodies, sold separately.....	14	13015	12/08	153.921	155.259	155.583	155.583	157.514
Dump truck bodies, sold separately.....	14	130151	12/08	181.213	181.213	181.213	181.213	181.213
All other truck and vehicle bodies, sold separately.....	14	130152	12/08	150.903	152.899	153.371	153.371	156.252
Service truck bodies, sold separately.....	14	130153	09/15	143.080	143.080	143.149	143.149	143.149
Complete vehicles on purchased chassis.....	14	1302	12/82	329.538	330.055	330.656	330.864	331.454
Buses and firefighting vehicles, complete, produced on purchased chassis.....	14	13027	12/08	128.926	129.019	129.019	129.180	129.343
Buses and firefighting vehicles, complete, produced on purchased chassis.....	14	130275	12/08	128.926	129.019	129.019	129.180	129.343
Other trucks and vehicles, complete, produced on purchased chassis, except upfitting trucks.....	14	130294	09/15	147.557	148.253	149.224	149.319	150.027

See footnotes at end of table.

Table 9. Producer price indexes for commodity and service groupings and individual items, not seasonally adjusted — Continued
 [March 2024, Index base 1982=100, unless otherwise indicated]

Title	Commodity code		Other index base	Unadjusted index ¹				
	Group code	Item code		Nov. 2023	Dec. 2023 ^P	Jan. 2024 ^P	Feb. 2024 ^P	Mar. 2024 ^P
Truck trailers.....	14	14		327.201	327.101	326.038	327.917	327.549
Truck trailers.....	14	1406	12/86	317.197	317.100	316.069	317.890	317.534
Truck trailers and chassis, axle rating 10,000 lb or more.....	14	140602	12/86	307.987	307.899	306.562	308.499	308.121
Truck trailers and chassis, axle rating less than 10,000 lb.....	14	140603	12/11	212.537	212.424	214.161	214.161	214.161
Motor homes, built on purchased chassis.....	14	15	06/84	217.878	217.878	217.878	217.973	217.973
Motor homes, built on purchased chassis.....	14	1501	06/84	217.878	217.878	217.878	217.973	217.973
Motor homes, built on purchased chassis.....	14	150101	06/84	217.878	217.878	217.878	217.973	217.973
Travel trailers and campers.....	14	16	06/84	299.142	299.142	299.142	299.142	299.142
Travel trailers.....	14	1601	06/84	285.419	285.419	285.419	285.419	285.419
Travel trailers.....	14	160101	06/84	285.419	285.419	285.419	285.419	285.419
Conventional travel trailers.....	14	1601016	12/11	169.971	169.971	169.971	169.971	169.971
Camping trailers, campers, pick-up covers, and parts.....	14	1602	06/84	342.412	342.412	342.412	342.412	342.412
Camping trailers, campers, pick-up covers, and parts.....	14	160201	06/84	342.412	342.412	342.412	342.412	342.412
Other parts and components, excluding appliances and furnishings...	14	1602013	12/11	200.368	200.368	200.368	200.368	200.368
Truck campers, caps, box covers, and fold-down camping trailers.....	14	1602014	06/14	146.909	146.909	146.909	—	—
Aircraft and aircraft equipment.....	14	2		312.077	312.720	314.680	315.835	316.180
Aircraft.....	14	21		349.326	349.991	352.208	353.296	353.894
Civilian aircraft.....	14	2102	12/85	334.557	335.459	337.269	338.745	339.556
Civilian aircraft.....	14	210206	12/03	181.150	181.638	182.618	183.417	183.856
Military aircraft.....	14	2104	06/13	111.060	111.060	112.014	112.014	112.014
Military aircraft.....	14	210401	06/13	111.060	111.060	112.014	112.014	112.014
Aircraft engine and engine parts.....	14	23	12/85	253.811	255.046	257.061	258.689	258.692
Aircraft engine and engine parts.....	14	2301	12/85	253.811	255.046	257.061	258.689	258.692
Aircraft engine and engine parts.....	14	230101	12/85	253.811	255.046	257.061	258.689	258.692
Aeronautical services on aircraft engines.....	14	2301015	12/11	154.166	158.688	158.304	165.447	165.447
Aircraft engine parts and accessories.....	14	2301017	12/11	119.696	119.888	122.083	122.012	122.016
Parts and accessories for military aircraft engines.....	14	23010175	12/11	125.814	126.426	126.821	126.821	126.669
Parts and accessories for civilian aircraft engines.....	14	23010177	12/11	118.824	118.824	121.892	121.786	121.864
Other aircraft parts and equipment.....	14	25	06/85	209.586	209.589	210.539	211.207	211.219
Other aircraft parts and equipment.....	14	2501	06/85	209.586	209.589	210.539	211.207	211.219
Aircraft propellers and helicopter rotors.....	14	250102	06/08	162.223	162.223	162.223	162.223	162.368
Aircraft parts and auxiliary equipment.....	14	250103	06/08	125.568	125.570	126.184	126.616	126.616
Aircraft landing gear for civilian and military aircraft.....	14	2501032	06/08	186.754	186.754	195.042	196.688	196.688
Other aircraft subassemblies and parts for military aircraft.....	14	2501033	06/08	126.394	126.412	126.759	128.546	128.546
Other aircraft subassemblies and parts for civilian aircraft.....	14	2501034	06/08	116.340	116.340	116.715	116.899	116.899
Ships and boats.....	14	3		309.614	309.910	310.411	310.861	311.110
Ships.....	14	31	12/85	252.856	253.083	253.088	253.854	253.915
Military self-propelled ships, new construction.....	14	3102	06/96	149.977	149.692	149.697	150.340	150.382
Military self-propelled ships, new construction.....	14	310201	06/96	149.977	149.692	149.697	150.340	150.382
Nonmilitary self-propelled ships, new construction.....	14	3103	06/96	273.219	278.281	278.281	278.281	278.281
Nonmilitary self-propelled ships, new construction.....	14	310301	12/85	417.016	424.743	424.743	424.743	424.743
Boats.....	14	32		357.014	357.382	358.699	358.489	359.038
Outboard motorboats, including commercial and military (except sailboats and lifeboats).....	14	3201		407.549	407.888	409.481	409.255	410.013
Outboard motorboats, wood or metal, incl. comm. and military (exc. sailboats and lifeboats).....	14	320107	06/11	176.666	177.084	177.436	175.046	175.498
Outboard motorboats, plastics/fiberglass, incl. comm. and mil. (exc. sailboats and lifeboats).....	14	320108	06/11	171.707	171.707	172.556	173.663	173.918
Inboard motorboats, including commercial and military (except sailboats and lifeboats).....	14	3202		365.692	367.898	367.147	368.859	369.076
Inboard cabin cruisers, including commercial and military (except sailboats and lifeboats).....	14	320206	12/03	187.276	188.849	190.176	191.397	191.552
Other inboard motorboats, including commercial and military (except sailboats and lifeboats).....	14	320207	06/11	156.862	156.862	152.888	152.888	152.888
Inboard-outdrive boats, including commercial and military (except sailboats and lifeboats).....	14	3203		294.263	294.263	294.263	292.855	292.912
All other inboard-outdrive boats, incl. comm. and military (except sailboats and lifeboats).....	14	320310	12/03	168.329	168.329	168.329	167.523	167.555
All other boats (excluding military and commercial).....	14	3204		290.720	290.720	294.733	294.733	294.733
All other boats (excluding military and commercial).....	14	320406	12/03	164.673	164.673	166.946	166.946	166.946
Railroad equipment.....	14	4		216.024	216.033	216.202	216.442	216.615
Railroad cars and locomotives.....	14	44	05/22	101.345	101.345	101.389	101.389	101.389
Railroad cars and locomotives.....	14	4401	05/22	101.345	101.345	101.389	101.389	101.389
Railroad cars.....	14	440102	12/01	173.055	173.055	173.239	173.239	—
Railway maintenance of way equipment and parts.....	14	45	05/22	107.022	107.037	107.212	107.616	107.909
Railway maintenance of way equipment and parts.....	14	4501		214.706	214.737	215.087	215.899	216.486
Air brake and other brake equipment.....	14	450101	12/03	105.434	105.434	105.451	105.451	105.451

See footnotes at end of table.

Table 9. Producer price indexes for commodity and service groupings and individual items, not seasonally adjusted — Continued

[March 2024, Index base 1982=100, unless otherwise indicated]

Title	Commodity code		Other index base	Unadjusted index ¹				
	Group code	Item code		Nov. 2023	Dec. 2023 ^P	Jan. 2024 ^P	Feb. 2024 ^P	Mar. 2024 ^P
Transportation equipment, n.e.c.....	14	9	06/85	205.153	204.910	204.048	203.850	201.212
Transportation equipment, n.e.c.....	14	91	06/85	205.153	204.910	204.048	203.850	201.212
Other transportation equipment, incl. golf carts, vehicle trailers, and all-terrain vehicles.....	14	9111	06/85	205.153	204.910	204.048	203.850	201.212
Automobile and light truck trailers.....	14	911104	12/92	268.879	267.246	262.556	261.734	261.734
All other miscellaneous transportation equipment, including all-terrain vehicles.....	14	911105	06/85	161.214	161.392	161.687	161.701	158.271
All-terrain vehicles and parts.....	14	9111051	06/08	117.033	117.421	117.874	117.904	116.968
All other miscellaneous transportation equipment and parts.....	14	9111052	06/08	121.706	121.706	121.805	121.805	118.410
Miscellaneous products.....	15	—		345.185	347.087	348.674	352.043	353.700
Toys, sporting goods, small arms, etc.....	15	1		215.139	217.908	221.010	221.364	224.059
Toys, games, and children's vehicles.....	15	11		180.888	180.888	181.112	181.112	181.112
Toys, games, and children's vehicles.....	15	1101		180.888	180.888	181.112	181.112	181.112
Nonelectronic games and puzzles (excl. toys), and electronic toys (incl. parts).....	15	110152	06/85	148.512	148.512	148.512	148.512	148.512
Nonelectronic games and puzzles, including parts.....	15	1101521	12/07	118.500	118.500	118.500	118.500	118.500
Other nonelectronic toys, including parts.....	15	110154	06/85	204.998	204.998	205.391	205.391	205.391
Models, science & craft kits/supply, & collectors' miniatures.....	15	110155	06/85	279.503	279.503	285.454	285.454	285.454
Sporting and athletic goods.....	15	12		214.581	219.162	221.698	222.274	226.707
Sporting and athletic goods.....	15	1201		214.581	219.162	221.698	222.274	226.707
Golf equipment, excluding apparel and shoes.....	15	120127	12/85	201.869	215.546	215.946	215.946	229.638
Bicycles, adult tricycles, unicycles and parts.....	15	120182	12/84	158.089	158.296	158.646	160.717	160.717
Playground equipment.....	15	120185	12/98	382.042	384.365	396.173	396.173	396.173
Gymnasium and exercise equipment.....	15	120192	12/98	151.731	151.731	151.758	153.222	153.222
Other sporting and athletic goods.....	15	120193	12/85	175.834	175.834	179.892	179.892	179.892
Small arms and ammunition.....	15	13		312.942	312.942	319.764	319.789	319.859
Small arms.....	15	1301		256.574	256.574	256.881	256.881	256.881
Single barrel shotguns, other small firearms n.e.c., and parts & attachments for small arms.....	15	130128	06/13	106.563	106.563	107.028	107.028	107.028
Small arms ammunition.....	15	1302		417.780	417.780	442.353	442.449	442.711
Small arms cartridges and shells.....	15	130281	06/02	289.085	289.085	309.020	309.104	309.336
Other ammunition products.....	15	130282	12/22	101.331	101.331	103.574	103.574	—
Tobacco products, incl. stemmed & redried.....	15	2		1,307.026	1,307.089	1,317.116	1,346.655	1,347.086
Cigarettes, excluding electronic.....	15	21		1,660.854	1,660.854	1,674.159	1,717.490	1,717.490
Cigarettes, excluding electronic.....	15	2101		1,660.854	1,660.854	1,674.159	1,717.490	1,717.490
Cigarettes, excluding electronic.....	15	210105	12/04	319.192	319.192	321.749	330.076	330.076
Stemmed and redried tobacco.....	15	24	06/84	108.438	108.678	109.120	109.120	110.762
Stemmed and redried tobacco.....	15	2402	06/84	107.011	107.248	107.683	107.683	109.304
Stemmed and redried tobacco.....	15	240208	06/99	117.339	117.599	118.077	118.077	119.854
Tobacco, unstemmed leaf, redried before packing.....	15	2402081	12/11	109.808	110.246	110.716	110.716	113.711
Tobacco, stemmed.....	15	2402084	12/11	101.885	101.885	102.273	102.273	102.273
Other tobacco products.....	15	25	12/05	220.173	220.173	221.493	222.112	222.112
Other tobacco products.....	15	2501	12/05	220.173	220.173	221.493	222.112	222.112
Other tobacco products.....	15	250101	12/05	220.173	220.173	221.493	222.112	222.112
Cigars.....	15	2501011	12/11	133.320	133.320	133.339	133.339	133.339
Chewing and smoking tobacco.....	15	2501014	12/11	192.874	192.874	194.360	195.060	195.060
Notions.....	15	3		265.043	269.667	269.688	269.855	269.855
Fasteners, zippers, buttons, needles, pins, and buckles.....	15	32		271.277	276.010	276.031	276.202	276.202
Fasteners, zippers, buttons, needles, pins, and buckles.....	15	3201		271.277	276.010	276.031	276.202	276.202
Fasteners, zippers, buttons, needles, pins, and buckles (except precious metal).....	15	320100		271.277	276.010	276.031	276.202	276.202
Photographic equipment and supplies.....	15	4		159.714	172.616	162.725	168.284	171.990
Photographic supplies.....	15	42		185.361	204.967	187.005	195.308	200.840
Photographic supplies.....	15	4206	12/83	182.057	201.315	183.672	191.827	197.261
Photographic supplies.....	15	420601	12/83	182.057	201.315	183.672	191.827	197.261
Prepared photographic chemicals.....	15	4206011	12/07	104.426	103.119	103.339	103.339	103.339
Photographic sensitized film, plates, paper, & cloth.....	15	4206012	12/07	166.956	192.994	169.803	180.454	187.551
Photographic sensitized film, plates, paper, & cloth, silver-halide-type (excl X-ray).....	15	42060121	12/07	162.775	192.899	165.787	178.239	—
Photographic sensitized film, plates, paper & cloth, other than silver-halide-type (incl X-ray).....	15	42060122	12/07	158.642	160.185	160.185	160.185	166.486
Mobile homes.....	15	5		475.301	475.301	475.363	476.273	476.384
Manufactured homes (mobile homes), all sizes (incl. multisection).....	15	53		487.533	487.533	487.596	488.529	488.643
Manufactured mobile homes and nonresidential mobile buildings.....	15	5303	12/86	456.692	456.692	456.752	457.626	457.732

See footnotes at end of table.

Table 9. Producer price indexes for commodity and service groupings and individual items, not seasonally adjusted — Continued
 [March 2024, Index base 1982=100, unless otherwise indicated]

Title	Commodity code		Other index base	Unadjusted index ¹				
	Group code	Item code		Nov. 2023	Dec. 2023 ^P	Jan. 2024 ^P	Feb. 2024 ^P	Mar. 2024 ^P
Manufactured homes (mobile homes), all width sizes (incl. multisection).....	15	530301	12/86	456.692	456.692	456.752	457.626	457.732
Medical, surgical & personal aid devices.....	15	6		201.046	201.163	202.779	203.698	203.891
Surgical and medical instruments.....	15	62	06/82	151.720	151.734	153.766	153.829	154.716
Surgical and medical instruments.....	15	6201	06/82	151.720	151.734	153.766	153.829	154.716
Surgical and medical instruments.....	15	620103	06/05	112.372	112.382	113.887	113.934	114.591
Surgical and medical catheters.....	15	6201031	12/11	92.676	91.934	94.671	94.653	95.459
Orthopedic and surgical instruments.....	15	6201033	06/12	116.320	116.425	116.695	116.801	119.447
Other surgical and medical apparatus and instruments, excluding parts.....	15	6201037	06/12	104.389	104.545	107.272	107.319	106.826
Parts for surgical and medical apparatus and instruments.....	15	6201038	06/12	113.994	114.298	116.115	116.115	114.981
Medical and surgical appliances and supplies.....	15	63	06/83	232.274	232.522	232.690	233.780	232.814
Medical and surgical appliances and supplies.....	15	6301	06/83	232.274	232.522	232.690	233.780	232.814
Medical and surgical appliances and supplies.....	15	630104	12/03	128.416	128.553	128.646	129.248	128.715
Artificial joints and limbs.....	15	6301041	12/11	105.744	106.773	105.437	105.501	102.748
Other orthopedic and prosthetic appliances.....	15	6301042	12/11	99.464	99.670	99.634	99.643	99.506
All other surgical and medical items.....	15	6301044	12/11	124.724	124.647	125.054	125.807	125.731
Ophthalmic goods.....	15	64	12/83	175.905	175.905	177.143	182.907	181.961
Ophthalmic goods.....	15	6401	12/83	175.905	175.905	177.143	182.907	181.961
Dental equipment and supplies.....	15	65	06/85	419.285	420.300	424.175	425.326	425.130
Dental equipment and supplies.....	15	6501	06/85	419.285	420.300	424.175	425.326	425.130
Dental equipment and supplies.....	15	650107	12/05	214.399	214.918	216.900	217.488	217.388
Professional dental equipment and supplies.....	15	6501071	12/07	155.443	155.899	157.639	158.188	158.121
Professional dental equipment.....	15	65010713	12/07	162.220	162.286	163.991	164.263	164.235
Professional dental supplies.....	15	65010714	01/23	103.442	104.419	105.760	106.620	106.507
Other industrial safety equipment.....	15	7		334.869	334.972	338.920	340.798	342.478
Personal safety equipment and clothing.....	15	71		334.868	334.971	338.920	340.798	342.478
Personal safety equipment and clothing.....	15	7108	06/04	156.850	156.898	158.747	159.627	160.414
Personal safety equipment and clothing.....	15	710802	06/04	156.850	156.898	158.747	159.627	160.414
Other miscellaneous products.....	15	9		252.665	254.302	254.254	254.789	257.488
Burial caskets.....	15	91		504.956	504.956	512.392	512.392	512.392
Burial caskets.....	15	9101		504.956	504.956	512.392	512.392	512.392
Burial caskets.....	15	910109	12/04	231.407	231.407	234.814	234.814	234.814
Metal burial caskets & coffins, completely lined & trimmed, adult sizes.....	15	9101091	12/11	160.873	160.873	160.873	160.873	160.873
Musical instruments.....	15	93		292.196	292.196	292.416	292.416	292.416
Musical instruments.....	15	9301		292.196	292.196	292.416	292.416	292.416
Nonelectronic pianos, organs, and nonelectronic piano and organ parts, excluding benches.....	15	930113	12/09	168.150	168.150	168.150	168.150	-
Other musical instruments and parts.....	15	930117	06/85	272.477	272.477	272.712	272.712	272.712
Other nonelectronic musical instruments.....	15	9301172	12/09	141.679	141.679	142.235	142.235	142.235
Other musical instrument parts & accessories, sold separately, excl. benches & instrument cases.....	15	9301173	12/09	144.071	144.071	144.071	144.071	144.071
Jewelry and jewelry products.....	15	94		265.435	269.208	270.438	269.605	272.644
Jewelry (gold and platinum) and silverware.....	15	9402		286.987	294.504	296.098	294.546	299.777
Jewelry, gold and platinum.....	15	940222	12/11	121.519	124.702	125.377	124.720	126.935
Costume jewelry and novelties.....	15	9404		240.260	240.260	241.799	241.799	241.799
Costume jewelry and novelties.....	15	940415	12/03	165.230	165.230	166.288	166.288	166.288
All other jewelry and personal goods (excluding costume).....	15	9407	06/07	158.110	157.914	157.972	158.125	158.921
All other jewelry and personal goods (excluding costume).....	15	940714	06/07	158.110	157.914	157.972	158.125	158.921
Jewelers' material and lapidary work.....	15	9408	12/08	179.027	179.476	180.180	179.476	180.733
Pens, pencils, and marking devices.....	15	95		225.728	225.728	227.088	227.178	227.178
Pens, markers, mechanical pencils, and associated parts.....	15	9502	12/85	214.810	214.810	217.296	217.296	217.296
Pens, markers, mechanical pencils, and associated parts.....	15	950210	12/85	214.810	214.810	217.296	217.296	217.296
Lead pencils, art goods, office supplies and small office equipment, excluding paper.....	15	9503	12/85	214.531	214.531	215.688	215.688	215.688
Lead pencils, art goods, office supplies and small office equipment, excluding paper.....	15	950307	12/85	214.531	214.531	215.688	215.688	215.688
Marking devices.....	15	9504	12/85	195.869	195.869	195.869	196.270	196.270
Marking devices.....	15	950406	12/05	137.332	137.332	137.332	137.613	137.613
Brooms and brushes.....	15	97		230.627	230.627	231.889	232.288	232.288
Brooms, brushes and mops.....	15	9705	12/85	220.786	220.786	221.994	222.376	222.376
Brooms, mops, and dusters.....	15	970501	12/85	256.666	256.666	259.793	259.793	259.793
Brooms.....	15	9705011	12/11	146.476	146.476	147.239	147.239	147.239
Mops and dusters, including refills.....	15	9705012	12/11	129.362	129.362	131.770	131.770	131.770
Paint and varnish brushes and rollers.....	15	970502	12/85	186.594	186.594	186.492	189.247	189.247

See footnotes at end of table.

Table 9. Producer price indexes for commodity and service groupings and individual items, not seasonally adjusted — Continued

[March 2024, Index base 1982=100, unless otherwise indicated]

Title	Commodity code		Other index base	Unadjusted index ¹				
	Group code	Item code		Nov. 2023	Dec. 2023 ^P	Jan. 2024 ^P	Feb. 2024 ^P	Mar. 2024 ^P
Paint and varnish brushes.....	15	9705021	12/11	123.863	123.863	123.863	127.594	127.594
Paint holders, pads, roller frames, and rollers.....	15	9705022	12/11	112.399	112.399	112.283	112.406	112.406
Other brushes, excl. paint and varnish brushes.....	15	970503	12/85	228.929	228.929	229.740	229.591	229.591
Personal brushes.....	15	9705031	12/11	104.468	104.468	104.468	104.468	104.468
Brushes, other than personal.....	15	9705032	12/11	145.315	145.315	146.147	145.995	145.995
Miscellaneous products, n.e.c.....	15	9A	12/85	255.258	256.937	256.174	257.227	260.843
Candles.....	15	9A01	12/85	202.754	202.754	206.455	206.455	206.455
Candles.....	15	9A0101	12/85	202.754	202.754	206.455	206.455	206.455
Signs and advertising displays.....	15	9A04	12/85	237.059	237.554	239.438	241.089	246.655
Non-electric signs and displays.....	15	9A0402	12/85	284.345	285.384	289.334	292.796	296.711
All other miscellaneous fabricated products and recyclable materials.....	15	9A09	12/85	298.427	303.031	295.406	295.446	295.804
Other miscellaneous fabricated products.....	15	9A0901	12/85	303.110	303.628	304.786	304.831	305.232
Reproduction of audio and video media and software.....	15	9D	12/03	127.848	127.583	127.583	127.512	127.583
Reproduction of audio and video media and software.....	15	9D01	12/03	127.848	127.583	127.583	127.512	127.583
Services²								
Transportation services.....	30	—	06/09	159.509	159.128	159.887	160.935	162.584
Transportation of freight and mail.....	30	1	06/09	164.524	163.205	164.650	165.563	165.872
Rail transportation of freight and mail.....	30	11	12/08	152.728	152.645	154.300	152.186	152.221
Rail transportation of freight and mail.....	30	1101	12/08	152.728	152.645	154.300	152.186	152.221
Rail transportation of freight and mail.....	30	110101	12/08	152.728	152.645	154.300	152.186	152.221
Truck transportation of freight.....	30	12	06/09	152.226	149.899	149.605	150.649	151.178
Local motor carrying.....	30	1201	06/09	132.541	132.962	133.667	133.705	134.938
Local motor carrying.....	30	120101	06/09	132.541	132.962	133.667	133.705	134.938
Long-distance motor carrying.....	30	1202	06/09	159.643	156.230	155.540	156.982	157.229
Long-distance motor carrying.....	30	120201	06/09	159.643	156.230	155.540	156.982	157.229
Water transportation of freight.....	30	13	06/09	165.329	168.994	170.890	174.461	176.453
Deep sea water transportation of freight.....	30	1301	12/08	152.650	157.355	162.304	163.358	164.710
Deep sea water transportation of freight.....	30	130101	12/08	152.650	157.355	162.304	163.358	164.710
Coastal and intercoastal water transportation of freight.....	30	1302	12/08	138.491	143.710	143.531	150.758	153.912
Coastal and intercoastal water transportation of freight.....	30	130201	12/08	138.491	143.710	143.531	150.758	153.912
Great Lakes-St Lawrence Seaway water transportation of freight.....	30	1303	12/08	147.838	146.369	145.025	144.610	147.122
Great lakes-St Lawrence Seaway water transportation of freight.....	30	130301	12/08	147.838	146.369	145.025	144.610	147.122
Inland waterways transportation of freight.....	30	1304	12/08	122.092	121.852	121.618	123.397	123.857
Inland waterways transportation of freight.....	30	130401	12/08	122.092	121.852	121.618	123.397	123.857
Air transportation of freight.....	30	14	12/08	124.538	123.194	122.290	121.094	120.939
Air transportation of freight.....	30	1401	12/08	124.538	123.194	122.290	121.094	120.939
Air transportation of freight, domestic.....	30	140102	01/16	116.206	115.381	115.293	114.861	114.106
Air transportation of freight, international.....	30	140103	01/16	102.587	100.855	99.011	97.029	97.790
Courier, messenger, and U.S. postal services.....	30	16	06/09	186.210	185.954	191.648	193.835	193.680
U.S. Postal Service.....	30	1601	06/89	292.062	292.062	292.062	301.311	301.311
Mailing services (market dominant services).....	30	160107	12/12	147.488	147.488	147.488	151.214	151.214
First class mail.....	30	1601071	06/89	261.509	261.509	261.509	267.691	267.691
Periodicals mail.....	30	1601072	06/89	357.340	357.340	357.340	363.276	363.276
Standard class mail.....	30	1601073	06/89	338.572	338.572	338.572	348.606	348.606
Package services mail.....	30	1601074	06/89	330.910	330.910	330.910	336.790	336.790
Special services and fees.....	30	1601075	06/89	353.467	353.467	353.467	360.852	360.852
Shipping services (competitive services).....	30	160108	12/12	170.603	170.603	170.603	178.782	178.782
Courier and messenger services, except air.....	30	1602	04/09	204.655	204.567	213.548	212.855	213.088
Courier and messenger services, except air.....	30	160201	04/09	204.655	204.567	213.548	212.855	213.088
Air mail and package delivery services, excluding by USPS.....	30	1603	04/09	237.009	235.850	247.902	250.146	248.883
Air mail and package delivery services, excluding by USPS.....	30	160301	04/09	237.009	235.850	247.902	250.146	248.883
Pipeline transportation.....	30	17	05/22	107.739	107.743	107.846	107.143	107.143
Pipeline transportation of petroleum products.....	30	1701	12/08	197.494	197.528	198.317	198.514	198.514
Pipeline transportation of crude petroleum.....	30	170101	12/08	209.891	209.960	211.429	211.670	211.670
Pipeline transportation of refined petroleum products.....	30	170102	12/08	183.574	183.574	183.713	183.867	183.867
Pipeline transportation of natural gas.....	30	1702	05/22	101.858	101.850	101.698	100.415	100.415
Pipeline transportation of natural gas.....	30	170201	05/22	101.858	101.850	101.698	100.415	100.415
Transportation of passengers (partial).....	30	2	06/09	141.994	145.144	143.324	144.894	151.605
Rail transportation of passengers.....	30	21	12/08	133.552	133.552	133.552	133.552	133.552
Rail transportation of passengers.....	30	2101	12/08	133.552	133.552	133.552	133.552	133.552
Rail transportation of passengers.....	30	210101	12/08	133.552	133.552	133.552	133.552	133.552
Airline passenger services.....	30	22	12/08	130.925	133.863	132.166	133.629	139.889
Airline passenger services.....	30	2201	12/08	130.925	133.863	132.166	133.629	139.889
Airline passenger services, domestic.....	30	220101	12/08	140.235	140.457	138.534	143.452	146.341

See footnotes at end of table.

Table 9. Producer price indexes for commodity and service groupings and individual items, not seasonally adjusted — Continued
 [March 2024, Index base 1982=100, unless otherwise indicated]

Title	Commodity code		Other index base	Unadjusted index ¹				
	Group code	Item code		Nov. 2023	Dec. 2023 ^P	Jan. 2024 ^P	Feb. 2024 ^P	Mar. 2024 ^P
Airline passenger services, international.....	30	220102	12/08	105.401	114.639	113.520	106.826	120.832
Services related to transportation activities.....	31	—	06/09	127.714	132.416	132.584	135.185	133.171
Services related to water transportation.....	31	1	06/09	140.598	141.117	142.511	143.233	144.158
Towing, tugging, docking, and related services.....	31	11	03/09	147.539	147.656	150.006	150.660	150.745
Towing, tugging, docking and related services.....	31	1101	03/09	147.539	147.656	150.006	150.660	150.745
Towing, tugging, docking and related services.....	31	110101	03/09	147.539	147.656	150.006	150.660	150.745
Operation of port waterfront terminals.....	31	12	12/08	166.345	165.253	167.873	169.077	169.656
Operation of port waterfront terminals.....	31	1201	12/08	166.345	165.253	167.873	169.077	169.656
Operation of port waterfront terminals.....	31	120101	12/08	166.345	165.253	167.873	169.077	169.656
Marine cargo handling.....	31	13	12/08	130.184	131.560	131.869	132.496	134.176
Marine cargo handling.....	31	1301	12/08	130.184	131.560	131.869	132.496	134.176
Marine cargo handling.....	31	130101	12/08	130.184	131.560	131.869	132.496	134.176
Services related to air transportation.....	31	2	04/09	142.235	141.600	142.049	142.701	143.474
Other airport operations, excluding aircraft maintenance and repair.....	31	21	04/09	142.235	141.600	142.049	142.701	143.474
Other airport operations, excluding aircraft maintenance and repair.....	31	2101	04/09	142.235	141.600	142.049	142.701	143.474
Other airport operations, excluding aircraft maintenance and repair.....	31	210101	04/09	142.235	141.600	142.049	142.701	143.474
Other services related to transportation activities (partial).....	31	3	06/09	118.489	126.456	126.169	130.062	126.130
Arrangement of freight and cargo.....	31	31	12/08	114.319	128.435	128.358	137.454	130.486
Arrangement of freight and cargo.....	31	3101	12/08	114.319	128.435	128.358	137.454	130.486
Arrangement of freight and cargo.....	31	310101	12/08	114.319	128.435	128.358	137.454	130.486
Freight forwarding.....	31	32	12/08	112.492	112.492	111.985	109.399	109.399
Freight forwarding.....	31	3201	12/08	112.492	112.492	111.985	109.399	109.399
Freight forwarding.....	31	320101	12/08	112.492	112.492	111.985	109.399	109.399
Warehousing, storage, and related services.....	32	—	12/08	137.626	137.556	138.181	141.361	142.611
Warehousing, storage, and related services.....	32	1	12/08	137.626	137.556	138.181	141.361	142.611
Warehousing, storage, and related services.....	32	11	12/08	137.626	137.556	138.181	141.361	142.611
Warehousing, storage, and related services.....	32	1101	12/08	137.626	137.556	138.181	141.361	142.611
Warehousing, storage, and related services.....	32	110101	12/08	137.626	137.556	138.181	141.361	142.611
Publishing sales, excluding software.....	33	—	06/09	143.206	144.893	146.703	148.483	148.908
Book, periodical, and newspaper publishing sales and subscriptions.....	33	1	06/09	152.126	154.762	156.596	157.967	158.271
Sales of books.....	33	11		484.151	489.914	502.245	509.414	511.463
Sales of textbooks.....	33	1101		808.720	810.431	815.685	822.627	814.426
Sales of textbooks.....	33	110101	06/88	516.488	517.582	520.937	525.370	520.133
Sales of technical, scientific, and professional books.....	33	1102		793.095	793.851	832.393	860.925	878.670
Sales of technical, scientific, and professional books.....	33	110201	06/88	619.426	620.017	650.119	672.403	686.263
Sales of religious books.....	33	1103		233.053	232.817	228.378	237.819	236.913
Sales of religious books.....	33	110301	06/88	176.877	176.699	173.329	180.495	179.807
Sales of general adult and juvenile books.....	33	1104		216.314	217.823	220.977	217.751	215.270
Sales of general adult and juvenile books.....	33	110402		216.314	217.823	220.977	217.751	215.270
Sales of general adult books.....	33	1104021	12/22	104.571	105.069	107.549	103.977	103.528
Sales of juvenile books.....	33	1104022	12/22	106.028	107.085	107.319	108.500	106.255
Sales of general reference books.....	33	1105		177.620	199.595	200.280	201.146	200.787
Sales of general reference books.....	33	110501	06/88	151.208	169.915	170.498	171.235	170.930
Sales and subscriptions of periodicals and newspapers.....	33	12	06/09	148.664	151.965	151.965	152.528	152.527
Sales and subscriptions of periodicals.....	33	1201	06/07	110.730	110.731	110.730	110.973	110.973
Sales and subscriptions of periodicals.....	33	120101	06/07	110.730	110.731	110.730	110.973	110.973
Newspaper subscription and single copy sales.....	33	1202		593.973	616.433	616.430	619.348	619.344
Newspaper subscription and single copy sales.....	33	120205		593.973	616.433	616.430	619.348	619.344
Newspaper subscriptions, print and online bundled.....	33	1202051	09/15	201.117	200.831	200.820	212.403	212.388
Newspaper subscriptions, print only.....	33	1202052	09/15	178.175	185.564	185.564	185.564	185.564
Greeting card publishing sales.....	33	3	12/85	240.017	239.977	240.017	240.017	240.017
Greeting card publishing sales.....	33	31	12/85	240.017	239.977	240.017	240.017	240.017
Greeting card publishing sales.....	33	3101	12/85	240.017	239.977	240.017	240.017	240.017
Greeting card publishing sales.....	33	310101	12/85	240.017	239.977	240.017	240.017	240.017
Calendars, yearbooks, and other miscellaneous publishing sales.....	33	4	12/89	222.410	222.399	223.848	223.265	223.402
Calendars, yearbooks, and other miscellaneous publishing sales.....	33	41	12/89	222.410	222.399	223.848	223.265	223.402
Calendars, yearbooks, and other miscellaneous publishing sales.....	33	4101	12/89	222.410	222.399	223.848	223.265	223.402
Calendars, yearbooks, and other miscellaneous publishing sales.....	33	410101	12/89	222.410	222.399	223.848	223.265	223.402
Directory, mailing list, and related compilations publishing sales.....	33	6	12/22	106.191	105.975	107.965	111.276	112.080
Directory, mailing list, and related compilations publishing sales.....	33	61	12/22	106.191	105.975	107.965	111.276	112.080
Directory, mailing list, and related compilations publishing sales.....	33	6101	12/22	106.191	105.975	107.965	111.276	112.080

See footnotes at end of table.

Table 9. Producer price indexes for commodity and service groupings and individual items, not seasonally adjusted — Continued
 [March 2024, Index base 1982=100, unless otherwise indicated]

Title	Commodity code		Other index base	Unadjusted index ¹				
	Group code	Item code		Nov. 2023	Dec. 2023 ^P	Jan. 2024 ^P	Feb. 2024 ^P	Mar. 2024 ^P
Directory, mailing list, and related compilations publishing sales.	33	610101	12/22	106.191	105.975	107.965	111.276	112.080
Software publishing.	34	—	06/09	98.946	100.547	98.749	98.775	99.022
System software publishing.	34	1	05/22	107.570	108.975	104.108	104.554	105.496
System software publishing.	34	11	05/22	107.570	108.975	104.108	104.554	105.496
System software publishing.	34	1101	05/22	107.570	108.975	104.108	104.554	105.496
System software publishing.	34	110101	05/22	107.570	108.975	104.108	104.554	105.496
Application software publishing.	34	2	06/09	106.894	108.994	110.281	109.847	109.367
Application software publishing.	34	21	06/09	106.894	108.994	110.281	109.847	109.367
Desktop and portable device application software publishing.	34	2101	12/08	102.780	102.919	105.151	107.173	107.419
Desktop and portable device application software publishing.	34	210101	12/08	102.780	102.919	105.151	107.173	107.419
Application software publishing, cross-industry, vertical market, utilities, and other.	34	2103	12/08	112.280	116.600	117.666	115.402	116.319
Application software publishing, cross-industry, vertical market, utilities, and other.	34	210301	12/08	112.280	116.600	117.666	115.402	116.319
Application software publishing, game software.	34	2104	12/13	104.630	104.697	104.891	104.668	99.310
Application software publishing, game software.	34	210401	12/13	104.630	104.697	104.891	104.668	99.310
Network compensation from broadcast and cable television and radio.	35	—	06/09	159.287	159.287	159.669	159.669	159.669
Affiliate agreements, programming sales, and retransmission fees for cable and broadcast tv.	35	1	06/09	160.024	160.024	160.529	160.529	160.529
Affiliate agreements, programming sales, and retransmission fees for cable and broadcast tv.	35	11	06/09	160.024	160.024	160.529	160.529	160.529
Affiliate agreements, programming sales, and retransmission fees for cable and broadcast tv.	35	1101	12/08	162.993	162.993	163.507	163.507	163.507
Affiliate agreements, programming sales, and retransmission fees for cable and broadcast tv.	35	110101	12/08	162.993	162.993	163.507	163.507	163.507
Affiliate agreements, programming sales, and retransmission fees for radio.	35	2	06/09	159.747	159.747	159.747	159.747	159.747
Affiliate agreements, programming sales, and retransmission fees for radio.	35	21	06/09	159.747	159.747	159.747	159.747	159.747
Affiliate agreements, programming sales, and network compensation for radio.	35	2101	12/08	159.478	159.478	159.478	159.478	159.478
Affiliate agreements, programming sales, and network compensation for radio.	35	210101	12/08	159.478	159.478	159.478	159.478	159.478
Advertising space and time sales.	36	—	06/09	95.673	95.726	93.629	94.094	92.449
Advertising space sales in periodicals, newspapers, directories, and mailing lists.	36	1	06/09	102.027	102.027	102.316	102.411	102.411
Advertising space sales in periodicals and newspapers.	36	11	06/09	101.256	101.256	101.583	101.695	101.695
Advertising space sales in periodicals.	36	1101		467.966	467.966	470.643	471.552	471.552
Advertising space sales in newspapers.	36	1102		343.655	343.655	343.655	343.655	343.655
Advertising space sales in newspapers, print only.	36	110203	09/15	82.387	82.387	82.387	82.387	82.387
Advertising space sales in directories and mailing lists.	36	12	12/08	110.734	110.734	110.789	110.789	110.789
Print advertising space sales in directories and mailing lists.	36	1201	12/08	110.734	110.734	110.789	110.789	110.789
Print advertising space sales in directories and mailing lists.	36	120101	12/08	110.734	110.734	110.789	110.789	110.789
Television advertising time sales.	36	2	06/09	83.466	83.549	80.023	80.521	74.746
Television advertising time sales.	36	21	06/09	83.466	83.549	80.023	80.521	74.746
Broadcast and network television advertising time sales.	36	2101	12/08	78.760	75.062	72.571	77.975	68.265
Broadcast and network television advertising time sales.	36	210101	12/08	78.760	75.062	72.571	77.975	68.265
Cable network advertising time sales.	36	2102	12/08	77.857	81.710	77.130	72.751	70.808
Cable network advertising time sales.	36	210201	12/08	77.857	81.710	77.130	72.751	70.808
Local cable system advertising time sales.	36	2103	12/08	73.317	73.317	73.132	73.110	73.110
Local cable system advertising time sales.	36	210301	12/08	73.317	73.317	73.132	73.110	73.110
Radio advertising time sales.	36	3	03/09	101.564	101.654	84.319	90.011	90.174
Radio advertising time sales.	36	31	03/09	101.564	101.654	84.319	90.011	90.174
Radio advertising time sales.	36	3101	03/09	101.564	101.654	84.319	90.011	90.174
Radio advertising time sales.	36	310101	03/09	101.564	101.654	84.319	90.011	90.174
Internet advertising sales.	36	6	12/22	102.077	102.121	101.890	101.869	101.859
Internet advertising sales.	36	61	12/22	102.077	102.121	101.890	101.869	101.859
Internet advertising sales.	36	6101	12/22	102.077	102.121	101.890	101.869	101.859
Internet advertising sales.	36	610101	12/22	102.077	102.121	101.890	101.869	101.859
Telecommunication, cable, and internet user services.	37	—	06/09	111.812	112.347	113.110	113.571	113.408
Wired telephone services.	37	1	06/09	123.781	123.731	123.591	124.208	124.226
Residential wired telephone services.	37	11	06/09	159.338	159.477	159.867	159.702	159.644
Local residential wired telephone service.	37	1101	12/08	158.546	158.890	158.884	159.139	159.163
Local residential wired telephone service.	37	110101	12/08	158.546	158.890	158.884	159.139	159.163

See footnotes at end of table.

Table 9. Producer price indexes for commodity and service groupings and individual items, not seasonally adjusted — Continued

[March 2024, Index base 1982=100, unless otherwise indicated]

Title	Commodity code		Other index base	Unadjusted index ¹				
	Group code	Item code		Nov. 2023	Dec. 2023 ^P	Jan. 2024 ^P	Feb. 2024 ^P	Mar. 2024 ^P
Long distance residential wired telephone service.....	37	1102	03/09	161.599	161.391	162.215	161.281	161.072
Long distance residential wired telephone service.....	37	110201	03/09	161.599	161.391	162.215	161.281	161.072
All-distance residential wired telephone service.....	37	1103	12/11	152.310	152.686	157.896	159.371	159.682
All-distance residential wired telephone service.....	37	110301	12/11	152.310	152.686	157.896	159.371	159.682
Business wired telephone services.....	37	12	06/09	104.831	104.682	104.264	105.409	105.471
Local business wired telephone service.....	37	1201	12/08	128.379	128.165	126.852	127.365	128.808
Local business wired telephone service.....	37	120101	12/08	128.379	128.165	126.852	127.365	128.808
Long distance business wired telephone and other toll service.....	37	1202	04/09	99.356	98.656	97.978	97.567	97.101
Long distance business wired telephone and other toll service.....	37	120201	04/09	106.612	105.861	105.133	104.693	104.193
Private line wired telephone service.....	37	1204	12/11	100.584	100.776	100.897	103.299	103.058
Private line wired telephone service.....	37	120401	12/11	100.584	100.776	100.897	103.299	103.058
All-distance business wired telephone service (partial).....	37	1205	05/22	102.479	102.642	101.916	101.346	102.048
All-distance business wired telephone service.....	37	120501	05/22	102.479	102.642	101.916	101.346	102.048
Other telephone services.....	37	13	12/08	102.994	102.994	102.994	102.782	102.763
Other wired telephone services.....	37	1301	12/08	102.994	102.994	102.994	102.782	102.763
Other wired telephone services.....	37	130104	12/08	102.329	102.329	102.329	102.119	102.099
Wireless telecommunication services.....	37	2	06/09	66.753	66.750	66.748	66.755	66.750
Cellular phone and other wireless telecommunication services.....	37	21	03/09	65.214	65.211	65.209	65.216	65.210
Cellular phone and other wireless telecommunication services.....	37	2101	03/09	65.214	65.211	65.209	65.216	65.210
Cellular phone and other wireless telecommunication services.....	37	210101	03/09	65.214	65.211	65.209	65.216	65.210
Cable and satellite subscriber services.....	37	3	12/08	167.243	167.296	170.159	174.412	172.704
Cable and satellite subscriber services.....	37	31	12/08	167.243	167.296	170.159	174.412	172.704
Cable and satellite subscriber services.....	37	3101	12/08	167.243	167.296	170.159	174.412	172.704
Cable and satellite subscriber services.....	37	310101	12/08	167.243	167.296	170.159	174.412	172.704
Internet access services.....	37	4	03/09	90.828	90.571	91.331	91.520	91.794
Internet access services.....	37	41	03/09	90.828	90.571	91.331	91.520	91.794
Residential Internet access services.....	37	4102	12/11	89.024	88.713	89.613	89.576	90.050
Residential Internet access services.....	37	410201	12/11	89.024	88.713	89.613	89.576	90.050
Business Internet access services.....	37	4103	12/11	96.957	96.846	97.236	98.043	97.774
Business Internet access services.....	37	410301	12/11	96.957	96.846	97.236	98.043	97.774
Bundled wired telecommunications access services.....	37	5	12/11	125.973	128.407	130.487	130.617	130.327
Bundled wired telecommunications access services.....	37	51	12/11	125.973	128.407	130.487	130.617	130.327
Bundled wired telecommunications access services.....	37	5101	12/11	125.973	128.407	130.487	130.617	130.327
Bundled wired telecommunications access services.....	37	510101	12/11	125.973	128.407	130.487	130.617	130.327
Data processing and related services.....	38	—	06/09	106.480	106.798	107.225	107.358	107.051
Data processing and related services.....	38	1	06/09	106.480	106.798	107.225	107.358	107.051
Data processing and related services.....	38	11	06/09	106.480	106.798	107.225	107.358	107.051
Hosting, ASP and other IT infrastructure provisioning services.....	38	1101	12/08	111.988	112.514	113.209	113.430	112.921
Hosting, ASP and other IT infrastructure provisioning services.....	38	110101	12/08	111.988	112.514	113.209	113.430	112.921
Business process management services (partial).....	38	1102	12/08	96.924	96.924	96.924	96.924	96.924
Business process management services (partial).....	38	110201	12/08	96.924	96.924	96.924	96.924	96.924
Data management, information transformation and other services.....	38	1103	12/08	99.544	99.544	99.587	99.587	99.587
Data management, information transformation and other services.....	38	110301	12/08	99.544	99.544	99.587	99.587	99.587
Credit intermediation services (partial).....	39	—	06/09	119.427	118.802	122.690	123.855	123.896
Loan services (partial).....	39	1	06/09	200.502	196.261	205.184	206.937	204.655
Business loans (partial).....	39	11	04/09	390.868	374.992	397.361	397.864	390.946
Business loans (partial).....	39	1101	04/09	390.868	374.992	397.361	397.864	390.946
Business loans (partial).....	39	110101	04/09	390.868	374.992	397.361	397.864	390.946
Consumer loans (partial).....	39	12	06/09	123.009	127.455	128.940	132.931	133.537
Residential real estate loans (partial).....	39	1201	04/09	147.834	155.142	155.833	160.977	162.582
Residential real estate loans, except home equity (partial).....	39	120101	04/09	114.802	125.518	124.622	135.318	140.327
Home equity loans (partial).....	39	120102	04/09	450.257	441.741	452.586	427.348	409.272
Vehicle loans (partial).....	39	1202	04/09	54.260	52.254	55.000	58.096	57.292
Vehicle loans (partial).....	39	120201	04/09	54.260	52.254	55.000	58.096	57.292
Credit cards, overdraft credit, and related plans (partial).....	39	1203	04/09	200.205	199.717	206.786	205.741	201.161
Credit cards, overdraft credit, and related plans (partial).....	39	120301	04/09	200.205	199.717	206.786	205.741	201.161
Other loans and loan services (partial).....	39	13	04/09	105.974	104.328	106.649	107.103	107.003
Other loans and loan services (partial).....	39	1301	04/09	105.974	104.328	106.649	107.103	107.003
Other loans and loan services (partial).....	39	130101	04/09	105.974	104.328	106.649	107.103	107.003
Deposit services (partial).....	39	2	04/09	72.352	74.681	75.354	76.191	78.247
Deposit services (partial).....	39	21	04/09	72.352	74.681	75.354	76.191	78.247
Deposit services (partial).....	39	2101	04/09	72.352	74.681	75.354	76.191	78.247

See footnotes at end of table.

Table 9. Producer price indexes for commodity and service groupings and individual items, not seasonally adjusted — Continued
 [March 2024, Index base 1982=100, unless otherwise indicated]

Title	Commodity code		Other index base	Unadjusted index ¹				
	Group code	Item code		Nov. 2023	Dec. 2023 ^P	Jan. 2024 ^P	Feb. 2024 ^P	Mar. 2024 ^P
Deposit services (partial).....	39	210101	04/09	72.352	74.681	75.354	76.191	78.247
Other credit intermediation services, including trust services (partial).....	39	3	04/09	97.728	97.580	97.615	98.928	98.928
Other credit intermediation services, including trust services (partial).....	39	31	04/09	97.728	97.580	97.615	98.928	98.928
Other credit intermediation services, including trust services (partial).....	39	3101	04/09	97.728	97.580	97.615	98.928	98.928
Other credit intermediation services, including trust services (partial).....	39	310101	04/09	97.728	97.580	97.615	98.928	98.928
Investment services.....	40	—	06/09	222.608	226.896	233.120	234.767	240.775
Securities brokerage, dealing, investment advice, and related services.....	40	1	06/09	212.507	218.283	219.941	221.151	227.959
Securities brokerage, dealing, investment advice, and related services.....	40	11	06/09	212.507	218.283	219.941	221.151	227.959
Securities brokerage, dealing, and investment advice.....	40	1101	12/08	99.905	103.952	104.990	107.790	112.451
Securities brokerage, dealing, and investment advice.....	40	110101	12/08	99.905	103.952	104.990	107.790	112.451
Securities brokerage and dealing related services (partial).....	40	1102	12/08	785.918	790.043	792.835	768.444	774.717
Securities brokerage and dealing related services.....	40	110201	12/08	785.918	790.043	792.835	768.444	774.717
Portfolio management.....	40	2	12/08	252.823	256.924	272.546	273.080	274.465
Portfolio management.....	40	21	12/08	252.823	256.924	272.546	273.080	274.465
Portfolio management.....	40	2101	12/08	252.823	256.924	272.546	273.080	274.465
Portfolio management.....	40	210101	12/08	252.823	256.924	272.546	273.080	274.465
Investment banking.....	40	3	12/08	250.168	248.530	249.212	257.642	277.351
Investment banking.....	40	31	12/08	250.168	248.530	249.212	257.642	277.351
Investment banking.....	40	3101	12/08	250.168	248.530	249.212	257.642	277.351
Investment banking.....	40	310101	12/08	250.168	248.530	249.212	257.642	277.351
Insurance and annuities.....	41	—	06/09	132.019	132.417	133.361	133.613	133.742
Insurance.....	41	1	06/09	134.899	135.331	136.328	136.600	136.740
Insurance.....	41	11	06/09	134.899	135.331	136.328	136.600	136.740
Life insurance.....	41	1101	03/09	107.477	107.494	107.548	107.548	107.549
Life insurance.....	41	110101	03/09	107.477	107.494	107.548	107.548	107.549
Disability insurance, including accidental death.....	41	1102	03/09	101.977	101.977	101.440	101.440	101.440
Disability insurance, including accidental death.....	41	110201	03/09	101.977	101.977	101.440	101.440	101.440
Health and medical insurance.....	41	1103	03/09	148.760	148.736	151.595	151.657	151.658
Health and medical insurance.....	41	110301	03/09	148.760	148.736	151.595	151.657	151.658
Property and casualty insurance.....	41	1104	03/09	137.620	138.518	139.125	139.656	139.945
Property and casualty insurance.....	41	110401	03/09	137.620	138.518	139.125	139.656	139.945
Annuities.....	41	2	03/09	114.616	114.528	114.816	114.780	114.778
Annuities.....	41	21	03/09	114.616	114.528	114.816	114.780	114.778
Annuities.....	41	2101	03/09	114.616	114.528	114.816	114.780	114.778
Annuities.....	41	210101	03/09	114.616	114.528	114.816	114.780	114.778
Commissions and fees from sales and administration of insurance policies (partial).....	42	—	06/09	110.094	110.176	110.188	110.546	110.546
Commissions from sales of insurance.....	42	1	06/09	110.094	110.176	110.188	110.546	110.546
Commissions from sales of insurance.....	42	11	06/09	110.094	110.176	110.188	110.546	110.546
Commissions from sales of life insurance and annuities.....	42	1101	06/09	104.877	104.877	104.883	108.023	108.023
Commissions from sales of life insurance and annuities.....	42	110101	06/09	104.877	104.877	104.883	108.023	108.023
Commissions from sales of health and medical insurance.....	42	1102	06/09	110.613	110.862	110.862	110.862	110.862
Commissions from sales of health and medical insurance.....	42	110201	06/09	110.613	110.862	110.862	110.862	110.862
Commissions from sales of property and casualty insurance.....	42	1103	06/09	113.104	113.176	113.193	113.193	113.193
Commissions from sales of property and casualty insurance.....	42	110301	06/09	113.104	113.176	113.193	113.193	113.193
Commissions from sales of other insurance.....	42	1104	06/09	100.786	100.786	100.786	100.786	100.786
Commissions from sales of other insurance.....	42	110401	06/09	100.786	100.786	100.786	100.786	100.786
Real estate services (partial).....	43	—	06/09	148.639	149.339	150.432	148.034	147.499
Nonresidential real estate services.....	43	1	06/09	131.889	132.916	134.046	130.738	130.144
Nonresidential real estate rents.....	43	11	06/09	132.490	133.902	136.112	131.265	130.469
Office buildings, gross rents.....	43	1101	12/08	136.107	133.930	135.638	132.963	134.413
Office buildings, gross rents.....	43	110101	12/08	136.107	133.930	135.638	132.963	134.413
Retail properties, gross rents.....	43	1102	04/09	125.000	128.756	130.884	121.866	119.443
Retail properties, gross rents.....	43	110201	04/09	125.000	128.756	130.884	121.866	119.443
Industrial buildings, gross rents.....	43	1103	04/09	114.611	115.250	121.192	121.151	121.306
Industrial buildings, gross rents.....	43	110301	04/09	114.611	115.250	121.192	121.151	121.306
Self-service storage and miniwarehouses, gross rents.....	43	1104	12/08	175.051	176.176	176.151	172.848	171.528
Self-service storage and miniwarehouses, gross rents.....	43	110401	12/08	175.051	176.176	176.151	172.848	171.528
Other nonresidential buildings, gross rents.....	43	1105	12/08	113.576	117.615	119.816	116.622	114.596
Other nonresidential buildings, gross rents.....	43	110501	12/08	113.576	117.615	119.816	116.622	114.596
Nonresidential property sales and leases including land, brokerage fees and commissions.....	43	12	12/08	140.811	138.251	136.830	136.823	136.741

See footnotes at end of table.

Table 9. Producer price indexes for commodity and service groupings and individual items, not seasonally adjusted — Continued
 [March 2024, Index base 1982=100, unless otherwise indicated]

Title	Commodity code		Other index base	Unadjusted index ¹				
	Group code	Item code		Nov. 2023	Dec. 2023 ^P	Jan. 2024 ^P	Feb. 2024 ^P	Mar. 2024 ^P
Nonresidential property sales and leases including land, brokerage fees and commissions.....	43	1201	12/08	140.811	138.251	136.830	136.823	136.741
Nonresidential property sales and leases including land, brokerage fees and commissions.....	43	120101	12/08	140.811	138.251	136.830	136.823	136.741
Nonresidential property management fees.....	43	13	12/08	104.133	105.591	101.732	106.033	106.387
Nonresidential property management fees.....	43	1301	12/08	104.133	105.591	101.732	106.033	106.387
Nonresidential property management fees.....	43	130101	12/08	104.133	105.591	101.732	106.033	106.387
Residential real estate services (partial).....	43	2	06/09	179.269	179.308	180.201	179.643	179.217
Residential property sales and rental, brokerage fees and commissions.....	43	21	12/08	201.190	201.459	200.802	200.059	199.415
Residential property sales and rental, brokerage fees and commissions.....	43	2101	12/08	201.190	201.459	200.802	200.059	199.415
Residential property sales and rental, brokerage fees and commissions.....	43	210101	12/08	201.190	201.459	200.802	200.059	199.415
Residential property management fees.....	43	22	12/08	128.916	128.453	132.723	132.579	132.637
Residential property management fees.....	43	2201	12/08	128.916	128.453	132.723	132.579	132.637
Residential property management fees.....	43	220101	12/08	128.916	128.453	132.723	132.579	132.637
Real estate appraisal fees.....	43	3	12/08	116.661	116.623	118.927	118.927	118.927
Real estate appraisal fees.....	43	31	12/08	116.661	116.623	118.927	118.927	118.927
Real estate appraisal fees.....	43	3101	12/08	116.661	116.623	118.927	118.927	118.927
Real estate appraisal fees.....	43	310101	12/08	116.661	116.623	118.927	118.927	118.927
Rental and leasing of goods (partial).....	44	—	06/09	107.644	107.283	104.191	104.287	107.683
Passenger car rental.....	44	1	03/09	102.377	101.746	94.097	95.388	103.414
Passenger car rental.....	44	11	03/09	102.377	101.746	94.097	95.388	103.414
Passenger car rental.....	44	1101	03/09	102.377	101.746	94.097	95.388	103.414
Passenger car rental.....	44	110101	03/09	102.377	101.746	94.097	95.388	103.414
Truck, trailer, and RV rental and leasing.....	44	2	06/09	124.222	123.504	123.485	122.967	122.647
Truck, trailer, and RV rental and leasing.....	44	21	06/09	116.704	116.031	116.013	115.525	115.225
Truck, truck trailer and RV rental.....	44	2101	12/08	122.715	121.132	121.140	119.338	119.005
Truck, truck trailer and RV rental.....	44	210101	12/08	122.715	121.132	121.140	119.338	119.005
Truck, truck trailer and RV leasing.....	44	2102	12/08	121.501	121.427	121.389	121.807	121.507
Truck, truck trailer and RV leasing.....	44	210201	12/08	121.501	121.427	121.389	121.807	121.507
Construction, mining, and forestry machinery and equipment rental and leasing.....	44	3	03/09	105.122	105.326	105.393	104.506	105.118
Construction, mining, and forestry machinery and equipment rental and leasing.....	44	31	03/09	105.122	105.326	105.393	104.506	105.118
Construction, mining, and forestry machinery and equipment rental and leasing.....	44	3101	03/09	105.122	105.326	105.393	104.506	105.118
Construction, mining, and forestry machinery and equipment rental and leasing.....	44	310101	03/09	105.122	105.326	105.393	104.506	105.118
Professional services (partial).....	45	—	06/09	140.034	140.365	143.491	144.309	144.365
Legal services.....	45	1	03/09	164.538	164.782	171.070	173.179	172.811
Legal services.....	45	11	03/09	164.538	164.782	171.070	173.179	172.811
Legal services.....	45	1101	03/09	164.538	164.782	171.070	173.179	172.811
Legal services.....	45	110101	03/09	164.538	164.782	171.070	173.179	172.811
Accounting services (partial).....	45	2	06/09	129.336	129.825	133.434	134.977	134.945
Accounting services, excluding payroll.....	45	21	06/09	129.336	129.825	133.434	134.977	134.945
Financial auditing.....	45	2101	12/08	120.082	120.524	125.871	126.039	125.911
Financial auditing.....	45	210101	12/08	120.082	120.524	125.871	126.039	125.911
Tax preparation and planning.....	45	2102	04/09	127.780	127.826	129.805	133.754	133.675
Tax preparation and planning.....	45	210201	04/09	127.780	127.826	129.805	133.754	133.675
Bookkeeping and compilation.....	45	2103	12/08	140.798	145.019	146.574	147.147	147.278
Bookkeeping and compilation.....	45	210301	12/08	140.798	145.019	146.574	147.147	147.278
Other accounting services, including billing and review (partial).....	45	2104	12/08	128.384	125.789	131.742	131.263	131.369
Other accounting services, including billing and review (partial).....	45	210401	12/08	128.384	125.789	131.742	131.263	131.369
Architectural and engineering services.....	45	3	06/09	133.452	133.458	134.915	135.062	135.086
Architectural services.....	45	31	03/09	113.870	113.901	114.512	114.567	114.584
Architectural services.....	45	3101	03/09	113.870	113.901	114.512	114.567	114.584
Architectural services.....	45	310101	03/09	113.870	113.901	114.512	114.567	114.584
Engineering services.....	45	32	03/09	137.006	137.007	138.620	138.783	138.808
Engineering services.....	45	3201	03/09	137.006	137.007	138.620	138.783	138.808
Engineering services.....	45	320101	03/09	137.006	137.007	138.620	138.783	138.808
Management, scientific, and technical consulting services.....	45	4	06/09	119.001	119.906	120.106	119.916	120.095
Management consulting services.....	45	41	06/09	119.001	119.906	120.106	119.916	120.095
Administrative and general management consulting services.....	45	4101	12/08	141.353	143.242	143.303	143.457	143.518

See footnotes at end of table.

Table 9. Producer price indexes for commodity and service groupings and individual items, not seasonally adjusted — Continued
 [March 2024, Index base 1982=100, unless otherwise indicated]

Title	Commodity code		Other index base	Unadjusted index ¹				
	Group code	Item code		Nov. 2023	Dec. 2023 ^P	Jan. 2024 ^P	Feb. 2024 ^P	Mar. 2024 ^P
Administrative and general management consulting services.....	45	410101	12/08	141.353	143.242	143.303	143.457	143.518
Human resources consulting services.....	45	4102	12/08	112.311	112.084	112.426	112.405	112.459
Human resources consulting services.....	45	410201	12/08	112.311	112.084	112.426	112.405	112.459
Marketing consulting services.....	45	4103	12/08	64.765	64.766	64.760	64.771	64.757
Marketing consulting services.....	45	410301	12/08	64.765	64.766	64.760	64.771	64.757
Process, physical distribution, and logistics consulting services.....	45	4104	12/08	121.751	120.912	122.642	119.395	121.158
Process, physical distribution, and logistics consulting services.....	45	410401	12/08	121.751	120.912	122.642	119.395	121.158
Advertising and related services (partial).....	45	5	12/08	117.654	117.694	117.664	117.647	117.645
Advertising agency services.....	45	51	12/08	117.654	117.694	117.664	117.647	117.645
Advertising agency services.....	45	5101	12/08	117.654	117.694	117.664	117.647	117.645
Advertising agency services.....	45	510101	12/08	117.654	117.694	117.664	117.647	117.645
Information technology (IT) technical support and consulting services (partial).....	45	6	12/08	121.327	121.607	129.827	126.046	132.436
Information technology (IT) technical support and consulting services (partial).....	45	61	12/08	121.327	121.607	129.827	126.046	132.436
Information technology (IT) technical support and consulting services (partial).....	45	6101	12/08	121.327	121.607	129.827	126.046	132.436
Information technology (IT) technical support and consulting services (partial).....	45	610101	12/08	121.327	121.607	129.827	126.046	132.436
Employment services.....	46	—	06/09	129.832	130.168	130.121	129.447	129.339
Permanent placement services.....	46	1	03/09	130.663	131.670	132.247	110.959	110.916
Permanent placement services.....	46	11	03/09	130.663	131.670	132.247	110.959	110.916
Employment placement services.....	46	1101	03/09	130.663	131.670	132.247	110.959	110.916
Employment placement services.....	46	110101	03/09	130.663	131.670	132.247	110.959	110.916
Executive search services.....	46	2	12/08	107.784	110.278	109.810	109.491	107.046
Executive search services.....	46	21	12/08	107.784	110.278	109.810	109.491	107.046
Executive search services.....	46	2101	12/08	107.784	110.278	109.810	109.491	107.046
Executive search services.....	46	210101	12/08	107.784	110.278	109.810	109.491	107.046
Staffing services.....	46	3	06/09	130.278	130.547	130.482	130.645	130.578
Temporary help services.....	46	31	03/09	140.418	140.943	140.817	141.135	141.004
Temporary help services.....	46	3101	03/09	140.418	140.943	140.817	141.135	141.004
Temporary help services.....	46	310101	03/09	140.418	140.943	140.817	141.135	141.004
Co-employment staffing services.....	46	32	12/08	120.245	120.245	120.245	120.245	120.245
Co-employment staffing services.....	46	3201	12/08	120.245	120.245	120.245	120.245	120.245
Co-employment staffing services.....	46	320101	12/08	120.245	120.245	120.245	120.245	120.245
Travel arrangement services (partial).....	47	—	06/09	107.275	106.748	106.329	106.589	106.024
Arrangement of flights (partial).....	47	1	06/09	102.715	102.292	102.198	101.941	101.251
Arrangement of international flights.....	47	11	12/08	107.724	107.156	108.238	108.309	107.116
Arrangement of international flights.....	47	1101	12/08	107.724	107.156	108.238	108.309	107.116
Arrangement of international flights.....	47	110101	12/08	107.724	107.156	108.238	108.309	107.116
Arrangement of domestic flights.....	47	12	12/08	88.147	87.940	86.374	85.725	85.725
Arrangement of domestic flights (partial).....	47	1201	12/08	88.147	87.940	86.374	85.725	85.725
Arrangement of domestic flights.....	47	120101	12/08	88.147	87.940	86.374	85.725	85.725
Arrangement of vehicle rentals and lodging.....	47	2	12/08	98.564	98.453	97.106	97.240	97.106
Arrangement of vehicle rentals and lodging.....	47	21	12/08	98.564	98.453	97.106	97.240	97.106
Arrangement of vehicle rentals and lodging (partial).....	47	2101	12/08	98.564	98.453	97.106	97.240	97.106
Arrangement of vehicle rentals and lodging.....	47	210101	12/08	98.564	98.453	97.106	97.240	97.106
Arrangement of cruises and tours.....	47	3	12/08	112.149	110.454	109.466	111.233	109.920
Arrangement of cruises and tours.....	47	31	12/08	112.149	110.454	109.466	111.233	109.920
Arrangement of cruises and tours.....	47	3101	12/08	112.149	110.454	109.466	111.233	109.920
Arrangement of cruises and tours.....	47	310101	12/08	112.149	110.454	109.466	111.233	109.920
Other travel arrangements (partial).....	47	4	12/08	124.888	124.888	124.888	124.888	124.888
Other travel arrangements (partial).....	47	41	12/08	124.888	124.888	124.888	124.888	124.888
Other travel arrangements (partial).....	47	4101	12/08	124.888	124.888	124.888	124.888	124.888
Other travel arrangements (partial).....	47	410101	12/08	124.888	124.888	124.888	124.888	124.888
Selected security services (partial).....	48	—	03/09	150.358	153.914	158.240	159.135	158.930
Security guard services.....	48	1	03/09	150.358	153.914	158.240	159.135	158.930
Security guard services.....	48	11	03/09	150.358	153.914	158.240	159.135	158.930
Security guard services.....	48	1101	03/09	150.358	153.914	158.240	159.135	158.930
Security guard services.....	48	110101	03/09	150.358	153.914	158.240	159.135	158.930
Cleaning and building maintenance services (partial).....	49	—	03/09	123.819	123.873	124.713	124.713	124.713

See footnotes at end of table.

Table 9. Producer price indexes for commodity and service groupings and individual items, not seasonally adjusted — Continued
 [March 2024, Index base 1982=100, unless otherwise indicated]

Title	Commodity code		Other index base	Unadjusted index ¹				
	Group code	Item code		Nov. 2023	Dec. 2023 ^P	Jan. 2024 ^P	Feb. 2024 ^P	Mar. 2024 ^P
Janitorial services.....	49	1	03/09	123.819	123.873	124.713	124.713	124.713
Janitorial services.....	49	11	03/09	123.819	123.873	124.713	124.713	124.713
Janitorial services.....	49	1101	03/09	123.819	123.873	124.713	124.713	124.713
Janitorial services.....	49	110101	03/09	123.819	123.873	124.713	124.713	124.713
Waste collection and remediation services (partial).....	50	—	12/08	171.951	170.323	170.886	169.913	173.965
Waste collection.....	50	1	12/08	171.951	170.323	170.886	169.913	173.965
Solid waste collection.....	50	11	12/08	171.951	170.323	170.886	169.913	173.965
Solid waste collection.....	50	1101	12/08	171.951	170.323	170.886	169.913	173.965
Solid waste collection.....	50	110101	12/08	171.951	170.323	170.886	169.913	173.965
Health care services.....	51	—	06/09	137.709	137.784	139.184	139.577	139.555
Outpatient care (partial).....	51	1	06/09	129.570	129.365	130.878	131.420	131.365
Outpatient care (partial).....	51	11	06/09	129.570	129.365	130.878	131.420	131.365
Physician care.....	51	1101	03/09	116.943	117.030	118.732	118.686	118.686
Medicare patients: physician care.....	51	110102	06/14	106.343	106.322	104.208	104.180	104.180
Medicaid patients: physician care.....	51	110103	06/14	90.208	90.208	100.515	100.515	100.515
Private insurance patients: physician care.....	51	110104	06/14	111.500	111.680	112.840	112.788	112.788
All other patients: physician care.....	51	110105	06/14	115.817	115.817	116.242	116.136	116.136
Medical laboratory and diagnostic imaging center care.....	51	1102	03/09	95.224	95.224	95.452	95.487	95.242
Medical laboratory care.....	51	110201	03/09	90.896	90.896	90.879	90.930	90.989
Medicare patients: medical laboratory care.....	51	1102011	06/14	79.422	79.422	79.534	79.534	79.534
Medicaid patients: medical laboratory care.....	51	1102012	06/14	95.625	95.625	95.625	95.625	95.625
Private insurance patients: medical laboratory care.....	51	1102013	06/14	98.102	98.102	98.057	98.057	98.057
All other patients: medical laboratory care.....	51	1102014	06/14	103.207	103.207	103.207	103.532	103.910
Diagnostic imaging center care.....	51	110202	03/09	102.201	102.201	102.954	102.954	102.056
Medicare and Medicaid patients: diagnostic imaging center care.....	51	1102021	06/14	92.039	92.039	91.448	91.448	91.448
Private insurance and all other patients: diagnostic imaging center care.....	51	1102024	06/14	104.917	104.917	106.139	106.139	104.931
Home health and hospice care.....	51	1103	12/08	128.647	128.647	129.254	129.254	129.254
Home health and hospice care.....	51	110301	12/08	128.647	128.647	129.254	129.254	129.254
Medicare and Medicaid patients: home health and hospice care.....	51	11030101	12/08	122.241	122.241	122.779	122.779	122.779
Medicare patients: home health and hospice care.....	51	110301011	12/08	111.738	111.738	111.687	111.687	111.687
Medicaid patients: home health and hospice care.....	51	110301012	12/08	132.445	132.445	133.506	133.506	133.506
Private insurance and all other patients: home health and hospice care.....	51	11030102	12/08	147.710	147.710	148.633	148.633	148.633
Private insurance patients: home health and hospice care.....	51	110301021	06/14	112.620	112.620	112.620	112.620	112.620
All other patients: home health and hospice care.....	51	110301022	06/14	154.852	154.852	155.933	155.933	155.933
Hospital outpatient care.....	51	1104	12/08	151.243	150.558	152.632	153.470	153.428
Hospital outpatient care.....	51	110401	12/08	151.243	150.558	152.632	153.470	153.428
Hospital outpatient care, general medical & surgical hospitals.....	51	1104011	12/08	151.245	150.524	152.547	153.429	153.385
Medicare patients: hospital outpatient care, general medical and surgical hospitals.....	51	11040111	06/14	115.526	115.526	117.326	117.326	117.326
Medicaid patients: hospital outpatient care, general medical and surgical hospitals.....	51	11040112	06/14	106.380	106.380	106.555	106.555	106.555
Private insurance and all other patients: outpatient care, gen. medical and surgical hospitals.....	51	11040113	06/14	136.063	135.060	136.933	138.160	138.099
Dental care.....	51	1105	06/10	131.698	131.698	132.069	134.623	134.353
Private insurance patients: dental care.....	51	110502	06/14	119.876	119.876	120.102	122.290	122.320
Private insurance patients: dental visits and consultations.....	51	1105021	06/14	132.553	132.553	132.553	134.596	134.596
Private insurance patients: dental surgical intervention services.....	51	1105022	06/14	114.204	114.204	114.509	116.040	116.040
Private insurance patients: dental non-surgical intervention services.....	51	1105023	06/14	113.444	113.444	113.799	116.281	116.342
Medicare, Medicaid and all other patients: dental care.....	51	110503	06/14	126.845	126.845	127.357	130.007	129.363
Medicare, Medicaid and all other patients: dental visits and consultations.....	51	1105031	06/14	129.991	129.991	130.337	132.902	130.957
Medicare, Medicaid and all other patients: dental surgical intervention services.....	51	1105032	06/14	112.531	112.531	112.531	119.494	119.494
Medicare and Medicaid and all other patients: dental non-surgical intervention services.....	51	1105033	06/14	129.187	129.187	129.959	131.373	131.373
Inpatient care.....	51	2	06/09	150.672	151.297	152.436	152.517	152.557
Inpatient care.....	51	21	06/09	150.672	151.297	152.436	152.517	152.557
Hospital inpatient care.....	51	2101	12/08	152.121	152.954	154.130	154.280	154.347
Hospital inpatient care.....	51	210101	12/08	152.121	152.954	154.130	154.280	154.347
Hospital inpatient care, general medical and surgical hospitals.....	51	2101011	12/08	153.719	154.636	155.891	156.018	156.091
Medicare patients: hospital inpatient care, general medical and surgical hospitals.....	51	21010111	06/14	122.406	122.454	122.454	122.422	122.422
Medicaid patients: hospital inpatient care, general medical and surgical hospitals.....	51	21010112	06/14	112.779	112.779	118.556	118.556	118.556
Private insur. & all other patients: hospital inpatient, general medical and surgical hospitals.....	51	21010113	06/14	143.801	145.491	145.877	146.146	146.284

See footnotes at end of table.

Table 9. Producer price indexes for commodity and service groupings and individual items, not seasonally adjusted — Continued

[March 2024, Index base 1982=100, unless otherwise indicated]

Title	Commodity code		Other index base	Unadjusted index ¹				
	Group code	Item code		Nov. 2023	Dec. 2023 ^P	Jan. 2024 ^P	Feb. 2024 ^P	Mar. 2024 ^P
Private insurance patients: hospital inpatient care, general medical and surgical hospitals.....	51	210101131	06/14	140.467	142.339	142.839	143.137	143.290
All other patients: hospital inpatient care, general medical and surgical hospitals.....	51	210101132	06/14	176.624	176.624	175.954	175.954	175.954
Hospital inpatient care, psychiatric & substance abuse hospitals.....	51	2101012	12/08	132.803	132.803	132.502	132.502	132.502
Hospital inpatient care, specialty hospitals.....	51	2101013	12/08	134.189	133.757	134.568	135.464	135.464
Medicare patients: hospital inpatient care, specialty hospitals.....	51	21010131	06/14	116.677	116.276	117.003	117.474	117.474
Medicaid patients: hospital inpatient care, specialty hospitals.....	51	21010132	06/14	149.212	150.706	152.196	154.125	154.125
Private insurance and all other patients: hospital inpatient care, specialty hospitals.....	51	21010133	06/14	112.027	111.109	111.595	112.330	112.330
Nursing home care.....	51	2102	12/08	149.276	149.288	149.762	149.590	149.542
Nursing home care.....	51	210201	12/08	149.276	149.288	149.762	149.590	149.542
Medicare and Medicaid patients: Nursing home care.....	51	21020101	12/08	148.270	148.243	148.420	148.354	148.509
Medicaid patients: Nursing home care.....	51	210201011	06/12	153.217	153.172	153.465	153.356	153.614
Medicare patients: Nursing home care.....	51	210201012	06/12	122.684	122.684	122.684	122.684	122.684
Private insurance and all other patients: Nursing home care.....	51	21020102	12/08	151.956	152.023	152.949	152.616	152.294
Private insurance patients: Nursing home care.....	51	210201021	06/14	105.795	105.795	105.795	105.795	105.795
All other patients: Nursing home care.....	51	210201022	06/14	136.838	136.910	137.913	137.552	137.203
Intellectual and developmental disability center care.....	51	2103	12/08	191.460	191.559	196.282	196.447	196.447
Intellectual and developmental disability center care.....	51	210301	12/08	191.460	191.559	196.282	196.447	196.447
Medicaid patients: Intellectual and developmental disability center care.....	51	21030101	06/14	148.069	148.166	149.112	149.272	149.272
Medicare, private ins. & all other patients: Intellectual & develop. disability center care.....	51	21030102	06/14	156.714	156.714	171.734	171.734	171.734
Sales of blood and blood products, organs, and tissues.....	51	3	03/09	120.006	120.801	121.776	122.037	122.226
Sales of blood and blood products, organs, and tissues.....	51	31	03/09	120.006	120.801	121.776	122.037	122.226
Sales of blood and blood products, organs, and tissues.....	51	3101	03/09	120.006	120.801	121.776	122.037	122.226
Sales of blood and blood products, organs, and tissues.....	51	310101	03/09	120.006	120.801	121.776	122.037	122.226
Accommodation services.....	53	—	06/09	137.741	134.470	135.430	137.762	138.544
Traveler accommodation services.....	53	1	06/09	137.741	134.470	135.430	137.762	138.544
Traveler accommodation services.....	53	11	06/09	137.741	134.470	135.430	137.762	138.544
Guestroom or unit rental.....	53	1101	03/09	141.866	138.219	139.069	141.357	142.382
Guestroom or unit rental.....	53	110101	03/09	141.866	138.219	139.069	141.357	142.382
Other traveler accommodation services.....	53	1102	03/09	143.897	143.883	146.585	150.410	148.541
Other traveler accommodation services.....	53	110201	03/09	143.897	143.883	146.585	150.410	148.541
Food and beverage for immediate consumption services (partial).....	54	—	06/09	132.928	132.923	133.017	133.825	135.282
Food and beverage for immediate consumption services (partial).....	54	1	06/09	132.928	132.923	133.017	133.825	135.282
Food and nonalcoholic beverages for immediate consumption (partial).....	54	11	04/09	126.980	126.885	126.834	127.702	128.978
Food and nonalcoholic beverages for immediate consumption (partial).....	54	1101	04/09	126.980	126.885	126.834	127.702	128.978
Food and nonalcoholic beverages for immediate consumption (partial).....	54	110101	04/09	126.980	126.885	126.834	127.702	128.978
Alcoholic beverages for immediate consumption (partial).....	54	12	12/08	170.548	171.103	172.107	172.538	175.131
Alcoholic beverages for immediate consumption (partial).....	54	1201	12/08	170.548	171.103	172.107	172.538	175.131
Alcoholic beverages for immediate consumption (partial).....	54	120101	12/08	170.548	171.103	172.107	172.538	175.131
Repair and maintenance services (partial).....	55	—	06/09	156.021	156.585	158.383	158.581	158.694
Commercial and industrial machinery and equipment repair and maintenance.....	55	1	03/09	158.694	159.512	162.342	162.224	162.230
Commercial and industrial machinery and equipment repair and maintenance.....	55	11	03/09	158.694	159.512	162.342	162.224	162.230
Commercial machinery repair and maintenance.....	55	1101	03/09	158.694	159.512	162.342	162.224	162.230
Commercial machinery repair and maintenance.....	55	110101	03/09	158.694	159.512	162.342	162.224	162.230
Motor vehicle repair and maintenance (partial).....	55	2	12/08	162.025	162.411	162.919	163.704	163.743
Motor vehicle repair and maintenance (partial).....	55	21	12/08	162.025	162.411	162.919	163.704	163.743
Motor vehicle repair and maintenance (partial).....	55	2101	12/08	162.025	162.411	162.919	163.704	163.743
Motor vehicle repair and maintenance (partial).....	55	210101	12/08	162.025	162.411	162.919	163.704	163.743
Ship repair and maintenance.....	55	3	06/09	134.938	135.928	137.086	137.086	138.363
Ship repair and maintenance.....	55	31	06/09	134.938	135.928	137.086	137.086	138.363
Ship repair, military.....	55	3101	12/08	117.893	118.221	118.221	118.221	118.561
Ship repair, military.....	55	310101	12/08	117.893	118.221	118.221	118.221	118.561
Ship repair, nonmilitary.....	55	3102	12/08	176.848	179.249	182.843	182.843	186.111
Ship repair, nonmilitary.....	55	310201	12/08	176.848	179.249	182.843	182.843	186.111
Aircraft repair and maintenance.....	55	4	04/09	149.094	149.094	150.932	150.932	150.932
Aircraft repair and maintenance.....	55	41	04/09	149.094	149.094	150.932	150.932	150.932
Aircraft repair and maintenance.....	55	4101	04/09	149.094	149.094	150.932	150.932	150.932
Aircraft repair and maintenance.....	55	410101	04/09	149.094	149.094	150.932	150.932	150.932

See footnotes at end of table.

Table 9. Producer price indexes for commodity and service groupings and individual items, not seasonally adjusted — Continued
 [March 2024, Index base 1982=100, unless otherwise indicated]

Title	Commodity code		Other index base	Unadjusted index ¹				
	Group code	Item code		Nov. 2023	Dec. 2023 ^P	Jan. 2024 ^P	Feb. 2024 ^P	Mar. 2024 ^P
Entertainment services (partial).....	56	—	06/09	127.576	130.110	129.423	129.524	131.838
Membership dues and admissions and recreation facility use fees (partial) . . .	56	1	06/09	144.020	147.303	147.456	147.457	149.662
Membership dues and admissions and recreation facility use fees (partial)...	56	11	06/09	144.020	147.303	147.456	147.457	149.662
Membership dues.....	56	1101	04/09	128.709	131.326	133.930	132.737	134.929
Membership dues, golf courses and country clubs.....	56	110101	04/09	162.438	162.438	169.405	169.405	169.405
Membership dues, fitness and recreational sports centers.....	56	110102	04/09	109.196	112.939	113.451	111.746	114.880
Admissions and recreational facilities use fees (partial).....	56	1102	12/08	170.295	174.837	169.892	172.374	174.520
Admissions and recreational facilities use fees, golf courses and country clubs.....	56	110201	12/08	128.966	134.149	135.388	134.114	136.083
Admissions and recreational facilities use fees, fitness and recreational sports centers.....	56	110202	12/08	155.778	155.778	155.778	155.778	155.778
Admissions and recreational facilities use fees, amusement and theme parks.....	56	110203	12/08	206.297	212.511	199.870	206.771	210.118
Recreational activity instruction fees (partial).....	56	2	12/08	123.359	123.359	124.048	124.048	124.048
Recreational activity instruction fees (partial).....	56	21	12/08	123.359	123.359	124.048	124.048	124.048
Recreational activity instruction fees (partial).....	56	2101	12/08	123.359	123.359	124.048	124.048	124.048
Recreational activity instruction fees (partial).....	56	210101	12/08	123.359	123.359	124.048	124.048	124.048
Gaming receipts (partial).....	56	3	12/08	111.736	113.699	111.839	112.073	114.823
Gaming receipts (partial).....	56	31	12/08	111.736	113.699	111.839	112.073	114.823
Gaming receipts (partial).....	56	3101	12/08	111.736	113.699	111.839	112.073	114.823
Gaming receipts (partial).....	56	310101	12/08	111.736	113.699	111.839	112.073	114.823
Wholesale trade services.....	57	—	06/09	163.495	159.958	162.595	161.365	162.176
Machinery and equipment and parts and supplies wholesaling.....	57	1	06/09	170.765	163.561	168.379	169.030	169.942
Machinery and equipment and parts and supplies wholesaling.....	57	11	06/09	170.765	163.561	168.379	169.030	169.942
Parts and supplies for machinery and equipment wholesaling.....	57	1102	03/09	195.584	195.366	197.805	199.691	197.287
Parts and supplies for machinery and equipment wholesaling.....	57	110201	03/09	195.584	195.366	197.805	199.691	197.287
Machinery and vehicle wholesaling.....	57	1103	05/19	127.910	117.062	123.004	123.657	123.441
Machinery and vehicle wholesaling.....	57	110301	05/19	127.910	117.062	123.004	123.657	123.441
Professional and commercial equipment wholesaling.....	57	1104	05/19	102.235	103.373	103.399	101.613	109.997
Professional and commercial equipment wholesaling.....	57	110401	05/19	102.235	103.373	103.399	101.613	109.997
Furnishings wholesaling.....	57	2	03/09	133.667	133.747	134.110	134.330	134.330
Furnishings wholesaling.....	57	21	03/09	133.667	133.747	134.110	134.330	134.330
Furnishings wholesaling.....	57	2101	03/09	133.667	133.747	134.110	134.330	134.330
Furnishings wholesaling.....	57	210101	03/09	133.667	133.747	134.110	134.330	134.330
Building materials, paint, and hardware wholesaling.....	57	3	03/09	128.807	127.477	128.949	126.422	126.392
Building materials, paint, and hardware wholesaling.....	57	31	03/09	128.807	127.477	128.949	126.422	126.392
Building materials, paint, and hardware wholesaling.....	57	3101	03/09	128.807	127.477	128.949	126.422	126.392
Building materials, paint, and hardware wholesaling.....	57	310101	03/09	128.807	127.477	128.949	126.422	126.392
Metals, minerals, and ores wholesaling.....	57	4	03/09	288.040	300.825	317.358	270.652	278.213
Metals, minerals, and ores wholesaling.....	57	41	03/09	288.040	300.825	317.358	270.652	278.213
Metals, minerals, and ores wholesaling.....	57	4101	03/09	288.040	300.825	317.358	270.652	278.213
Metals, minerals, and ores wholesaling.....	57	410101	03/09	288.040	300.825	317.358	270.652	278.213
Chemicals and allied products wholesaling.....	57	5	03/09	129.188	121.703	134.324	129.034	130.115
Chemicals and allied products wholesaling.....	57	51	03/09	129.188	121.703	134.324	129.034	130.115
Chemicals and allied products wholesaling.....	57	5101	03/09	129.188	121.703	134.324	129.034	130.115
Chemicals and allied products wholesaling.....	57	510101	03/09	129.188	121.703	134.324	129.034	130.115
Paper and plastics products wholesaling.....	57	6	03/09	208.462	210.670	208.250	202.922	202.009
Paper and plastics products wholesaling.....	57	61	03/09	208.462	210.670	208.250	202.922	202.009
Paper and plastics products wholesaling.....	57	6101	03/09	208.462	210.670	208.250	202.922	202.009
Paper and plastics products wholesaling.....	57	610101	03/09	208.462	210.670	208.250	202.922	202.009
Apparel wholesaling.....	57	7	03/09	140.262	128.484	130.619	126.081	128.510
Apparel wholesaling.....	57	71	03/09	140.262	128.484	130.619	126.081	128.510
Apparel wholesaling.....	57	7101	03/09	140.262	128.484	130.619	126.081	128.510
Apparel wholesaling.....	57	710101	03/09	140.262	128.484	130.619	126.081	128.510
Food and alcohol wholesaling.....	57	8	06/09	142.530	140.792	141.731	143.350	144.603
Food and alcohol wholesaling.....	57	81	06/09	142.530	140.792	141.731	143.350	144.603
Food wholesaling.....	57	8101	03/09	139.141	137.200	138.326	139.924	140.505
Food wholesaling.....	57	810101	03/09	139.141	137.200	138.326	139.924	140.505
Alcohol wholesaling.....	57	8102	02/09	156.550	156.596	155.965	157.603	164.101
Alcohol wholesaling.....	57	810201	02/09	156.550	156.596	155.965	157.603	164.101
Other commodities wholesaling.....	57	9	03/09	168.620	169.775	163.690	165.979	165.623

See footnotes at end of table.

Table 9. Producer price indexes for commodity and service groupings and individual items, not seasonally adjusted — Continued
 [March 2024, Index base 1982=100, unless otherwise indicated]

Title	Commodity code		Other index base	Unadjusted index ¹				
	Group code	Item code		Nov. 2023	Dec. 2023 ^P	Jan. 2024 ^P	Feb. 2024 ^P	Mar. 2024 ^P
Other commodities wholesaling.....	57	91	03/09	168.620	169.775	163.690	165.979	165.623
Other commodities wholesaling.....	57	9101	03/09	168.620	169.775	163.690	165.979	165.623
Other commodities wholesaling.....	57	910101	03/09	168.620	169.775	163.690	165.979	165.623
Retail trade services.....	58	—	06/09	149.508	149.924	147.649	149.255	150.286
Food and alcohol retailing.....	58	1	03/09	174.594	173.897	177.407	179.319	180.687
Food and alcohol retailing.....	58	11	03/09	174.594	173.897	177.407	179.319	180.687
Food retailing.....	58	1102	09/15	141.728	140.810	143.917	144.672	145.458
Food retailing.....	58	110201	09/15	141.728	140.810	143.917	144.672	145.458
Alcohol retailing.....	58	1103	09/15	116.974	118.615	119.421	125.474	128.326
Alcohol retailing.....	58	110301	09/15	116.974	118.615	119.421	125.474	128.326
Health and beauty care retailing, including optical goods.....	58	2	03/09	141.846	145.968	150.864	152.713	153.219
Health and beauty care retailing, including optical goods.....	58	21	03/09	141.846	145.968	150.864	152.713	153.219
Health and beauty care retailing, including optical goods.....	58	2101	03/09	141.846	145.968	150.864	152.713	153.219
Health and beauty care retailing, including optical goods.....	58	210101	03/09	141.846	145.968	150.864	152.713	153.219
Apparel, jewelry, footwear, and accessories retailing.....	58	3	06/09	128.916	132.532	125.874	132.001	133.440
Apparel, jewelry, footwear, and accessories retailing.....	58	31	06/09	128.916	132.532	125.874	132.001	133.440
Apparel, footwear, and accessories retailing.....	58	3101	03/09	124.077	127.687	120.129	126.941	128.527
Apparel, footwear, and accessories retailing.....	58	310101	03/09	124.077	127.687	120.129	126.941	128.527
Jewelry retailing.....	58	3102	03/09	141.720	144.770	145.655	145.856	146.007
Jewelry retailing.....	58	310201	03/09	141.720	144.770	145.655	145.856	146.007
Computer hardware, software, and supplies retailing.....	58	4	03/09	69.557	73.669	55.980	51.205	57.629
Computer hardware, software, and supplies retailing.....	58	41	03/09	69.557	73.669	55.980	51.205	57.629
Computer hardware, software, and supplies retailing.....	58	4101	03/09	69.557	73.669	55.980	51.205	57.629
Computer hardware, software, and supplies retailing.....	58	410101	03/09	69.557	73.669	55.980	51.205	57.629
TV, video, and photographic equipment and supplies retailing.....	58	5	03/09	51.036	47.677	54.894	54.419	53.006
TV, video, and photographic equipment and supplies retailing.....	58	51	03/09	51.036	47.677	54.894	54.419	53.006
TV, video, and photographic equipment and supplies retailing.....	58	5101	03/09	51.036	47.677	54.894	54.419	53.006
TV, video, and photographic equipment and supplies retailing.....	58	510101	03/09	51.036	47.677	54.894	54.419	53.006
Automobiles and automobile parts retailing.....	58	6	06/09	154.652	147.018	133.823	131.729	130.308
Automobiles and automobile parts retailing.....	58	61	06/09	154.652	147.018	133.823	131.729	130.308
Automobile retailing (Partial).....	58	6101	03/09	158.147	146.161	126.814	125.252	123.168
Automobile retailing (Partial).....	58	610101	03/09	158.147	146.161	126.814	125.252	123.168
Automotive parts, including tires, retailing.....	58	6102	03/09	154.871	156.918	157.282	153.841	153.880
Automotive parts, including tires, retailing.....	58	610201	03/09	154.871	156.918	157.282	153.841	153.880
RVs, trailers, and campers retailing.....	58	8	03/09	130.324	122.347	111.419	127.959	128.553
RVs, trailers, and campers retailing.....	58	81	03/09	130.324	122.347	111.419	127.959	128.553
RVs, trailers, and campers retailing.....	58	8101	03/09	130.324	122.347	111.419	127.959	128.553
RVs, trailers, and campers retailing.....	58	810101	03/09	130.324	122.347	111.419	127.959	128.553
Sporting goods, including boats, retailing.....	58	9	03/09	115.669	118.365	126.345	123.201	125.062
Sporting goods, including boats, retailing.....	58	91	03/09	115.669	118.365	126.345	123.201	125.062
Sporting goods, including boats, retailing.....	58	9101	03/09	115.669	118.365	126.345	123.201	125.062
Sporting goods, including boats, retailing.....	58	910101	03/09	115.669	118.365	126.345	123.201	125.062
Lawn, garden, and farm equipment and supplies retailing.....	58	A	03/09	181.170	181.652	180.300	177.376	178.383
Lawn, garden, and farm equipment and supplies retailing.....	58	A1	03/09	181.170	181.652	180.300	177.376	178.383
Lawn, garden, and farm equipment and supplies retailing.....	58	A101	03/09	181.170	181.652	180.300	177.376	178.383
Lawn, garden, and farm equipment and supplies retailing.....	58	A10101	03/09	181.170	181.652	180.300	177.376	178.383
Furniture retailing.....	58	B	03/09	138.440	139.187	138.806	140.948	141.131
Furniture retailing.....	58	B1	03/09	138.440	139.187	138.806	140.948	141.131
Furniture retailing.....	58	B101	03/09	138.440	139.187	138.806	140.948	141.131
Furniture retailing.....	58	B10101	03/09	138.440	139.187	138.806	140.948	141.131
Flooring and floor coverings retailing.....	58	C	03/09	132.909	129.327	132.260	134.440	134.535
Flooring and floor coverings retailing.....	58	C1	03/09	132.909	129.327	132.260	134.440	134.535
Flooring and floor coverings retailing.....	58	C101	03/09	132.909	129.327	132.260	134.440	134.535
Flooring and floor coverings retailing.....	58	C10101	03/09	132.909	129.327	132.260	134.440	134.535
Hardware and building materials and supplies retailing.....	58	D	03/09	172.640	172.559	174.154	174.382	175.268
Hardware and building materials and supplies retailing.....	58	D1	03/09	172.640	172.559	174.154	174.382	175.268
Hardware and building materials and supplies retailing.....	58	D101	03/09	172.640	172.559	174.154	174.382	175.268
Hardware and building materials and supplies retailing.....	58	D10101	03/09	172.640	172.559	174.154	174.382	175.268
Major household appliance retailing.....	58	E	03/09	130.136	122.514	120.004	136.213	125.284

See footnotes at end of table.

Table 9. Producer price indexes for commodity and service groupings and individual items, not seasonally adjusted — Continued
 [March 2024, Index base 1982=100, unless otherwise indicated]

Title	Commodity code		Other index base	Unadjusted index ¹				
	Group code	Item code		Nov. 2023	Dec. 2023 ^P	Jan. 2024 ^P	Feb. 2024 ^P	Mar. 2024 ^P
Major household appliance retailing.....	58	E1	03/09	130.136	122.514	120.004	136.213	125.284
Major household appliance retailing.....	58	E101	03/09	130.136	122.514	120.004	136.213	125.284
Major household appliance retailing.....	58	E10101	03/09	130.136	122.514	120.004	136.213	125.284
Fuels and lubricants retailing.....	58	F	06/09	274.306	287.286	266.752	265.030	272.635
Fuels and lubricants retailing.....	58	F1	06/09	274.306	287.286	266.752	265.030	272.635
Automotive fuels and lubricants retailing.....	58	F101	03/09	357.326	369.027	336.551	337.518	344.484
Automotive fuels and lubricants retailing.....	58	F10101	03/09	357.326	369.027	336.551	337.518	344.484
Household fuels retailing.....	58	F102	03/09	156.442	176.835	179.414	170.424	182.099
Household fuels retailing.....	58	F10201	03/09	156.442	176.835	179.414	170.424	182.099
Cleaning supplies and paper products retailing.....	58	G	03/09	206.540	206.391	211.028	209.257	208.302
Cleaning supplies and paper products retailing.....	58	G1	03/09	206.540	206.391	211.028	209.257	208.302
Cleaning supplies and paper products retailing.....	58	G101	03/09	206.540	206.391	211.028	209.257	208.302
Cleaning supplies and paper products retailing.....	58	G10101	03/09	206.540	206.391	211.028	209.257	208.302
Book retailing.....	58	H	03/09	133.706	133.844	138.827	134.056	137.570
Book retailing.....	58	H1	03/09	133.706	133.844	138.827	134.056	137.570
Book retailing.....	58	H101	03/09	133.706	133.844	138.827	134.056	137.570
Book retailing.....	58	H10101	03/09	133.706	133.844	138.827	134.056	137.570
Other merchandise retailing (partial).....	58	I	03/09	136.906	136.811	139.235	143.144	144.784
Other merchandise retailing (partial).....	58	I1	03/09	136.906	136.811	139.235	143.144	144.784
Other merchandise retailing (partial).....	58	I101	03/09	136.906	136.811	139.235	143.144	144.784
Other merchandise retailing (partial).....	58	I10101	03/09	136.906	136.811	139.235	143.144	144.784
Metal treatment services.....	59	—	12/84	234.876	236.267	239.281	239.180	240.345
Metal treatment services.....	59	1	12/84	234.876	236.267	239.281	239.180	240.345
Metal treatment services.....	59	11	12/84	234.876	236.267	239.281	239.180	240.345
Metal plating and polishing.....	59	1101	12/84	256.774	257.708	258.191	257.635	257.635
Metal plating and polishing.....	59	110111	12/84	256.774	257.708	258.191	257.635	257.635
Metal coating and allied services.....	59	1102	12/84	218.066	219.154	222.757	222.835	223.192
Metal coating and allied services.....	59	110222	12/84	218.066	219.154	222.757	222.835	223.192
Metal heat treating.....	59	1103	06/85	216.069	218.529	222.615	222.615	226.952
Metal heat treating.....	59	110349	06/06	170.908	172.853	176.085	176.085	179.516
Mining services.....	60	—	06/85	265.505	268.944	268.275	269.285	270.829
Mining services.....	60	1	06/85	265.505	268.944	268.275	269.285	270.829
Mining services.....	60	11	06/85	265.505	268.944	268.275	269.285	270.829
Support activities for coal mining.....	60	1102	06/85	222.889	222.760	223.282	223.659	223.793
Support activities for coal mining.....	60	110201	06/85	222.889	222.760	223.282	223.659	223.793
Drilling oil and gas wells services.....	60	1103	12/85	410.521	409.632	409.632	410.299	403.889
Drilling oil and gas wells services.....	60	110301	12/85	410.521	409.632	409.632	410.299	403.889
Support activities for oil and gas operations.....	60	1104	12/85	220.318	224.533	223.310	224.367	227.374
Support activities for oil and gas operations.....	60	110401	12/85	220.318	224.533	223.310	224.367	227.374
Metal and nonmetallic minerals mining services.....	60	1106	05/23	100.469	100.469	104.091	104.091	104.091
Metal and nonmetallic minerals mining services.....	60	110601	05/23	100.469	100.469	104.091	104.091	104.091
Contract work on textile products, apparel, and leather.....	61	—	06/10	137.127	137.805	137.805	137.805	140.721
Contract work on textile products and apparel.....	61	1	06/10	137.215	137.908	137.908	137.908	140.889
Contract work on textile products and apparel.....	61	11	06/10	137.215	137.908	137.908	137.908	140.889
Contract work on textile products.....	61	1102	06/87	242.567	242.540	242.540	242.540	242.540
Commission finishing of broadwoven fabrics.....	61	110201	06/87	270.335	270.304	270.304	270.304	270.304
Commission finishing of cotton broadwoven fabrics.....	61	1102011	06/08	190.193	190.200	190.200	190.200	190.200
Other commission finishing of broadwoven fabrics (excl. cotton & wool).....	61	1102012	06/08	206.666	206.636	206.636	206.636	206.636
Commission knit or knit & finishing of weft & warp knit fabric.....	61	110204	12/94	139.133	139.133	139.133	139.133	139.133
Contract work on apparel.....	61	1103	06/87	146.971	148.616	148.616	148.616	155.416
Contract work on women's, girls' and infants' apparel.....	61	11031	12/11	113.423	113.423	113.423	113.423	—
Contract work on men's and boys' (including unisex) apparel.....	61	11032	12/11	125.866	129.256	129.256	129.256	131.063
Contract work on men's and boys' pants, work apparel, and other outerwear.....	61	110321	06/07	122.095	132.969	132.969	132.969	132.969
Contract work on men's and boys' shirts, tailored suits/coats/jackets, & underwear/nightwear.....	61	110323	06/07	138.093	138.093	138.093	138.093	—
Contract & commission receipts for tanning or finishing leather owned by others.....	61	2	06/11	131.552	131.576	131.576	131.576	131.576
Contract & commission receipts for tanning or finishing leather owned by others.....	61	21	06/11	131.552	131.576	131.576	131.576	131.576
Contract and commission receipts for tanning or finishing leather owned by others.....	61	2101	12/97	173.458	173.490	173.490	173.490	173.490

See footnotes at end of table.

Table 9. Producer price indexes for commodity and service groupings and individual items, not seasonally adjusted — Continued

[March 2024, Index base 1982=100, unless otherwise indicated]

Title	Commodity code		Other index base	Unadjusted index ¹				
	Group code	Item code		Nov. 2023	Dec. 2023 ^p	Jan. 2024 ^p	Feb. 2024 ^p	Mar. 2024 ^p
Contract and commission receipts for tanning or finishing leather owned by others.....	61	210101	12/97	173.458	173.490	173.490	173.490	173.490
Construction (partial).....	80	—	06/09	163.459	163.511	163.952	163.918	164.131
New nonresidential building construction.....	80	1	06/09	172.648	172.706	173.169	173.127	173.255
New nonresidential building construction.....	80	11	06/09	172.648	172.706	173.169	173.127	173.255
New warehouse building construction.....	80	1101	12/04	232.179	232.045	232.114	231.984	232.116
New warehouse building construction.....	80	110101	12/04	232.179	232.045	232.114	231.984	232.116
New school building construction.....	80	1102	12/05	223.939	223.645	224.691	224.582	224.442
New school building construction.....	80	110201	12/05	223.939	223.645	224.691	224.582	224.442
New office building construction.....	80	1103	06/06	203.196	203.622	204.078	204.121	204.902
New office building construction.....	80	110301	06/06	203.196	203.622	204.078	204.121	204.902
New industrial building construction.....	80	1104	06/07	192.708	192.769	193.683	193.583	193.678
New industrial building construction.....	80	110401	06/07	192.708	192.769	193.683	193.583	193.678
New health care building construction.....	80	1105	06/12	157.338	157.442	157.764	157.743	157.406
New health care building construction.....	80	110501	06/12	157.338	157.442	157.764	157.743	157.406
Maintenance and repair of nonresidential buildings (partial).....	80	2	04/09	147.535	147.564	147.980	147.985	148.809
Maintenance and repair of nonresidential buildings (partial).....	80	21	04/09	147.535	147.564	147.980	147.985	148.809
Maintenance and repair of nonresidential buildings (partial).....	80	2101	04/09	147.535	147.564	147.980	147.985	148.809
Maintenance and repair of nonresidential buildings (partial).....	80	210101	04/09	147.535	147.564	147.980	147.985	148.809

¹ All indexes are subject to revision for 4 months after their originally scheduled publication to incorporate late reports and corrections by survey respondents.

² Due to incomplete coverage of the services sector, some services indexes in this table reflect only a portion of their wherever-provided output. These indexes are flagged using the term "partial" at the end of their titles. For more information regarding wherever-provided services indexes, go to <https://www.bls.gov/ppi/wepnotice.htm>. This webpage includes methodology documentation, a table identifying missing coverage areas for those indexes with incomplete coverage, and a concordance table between wherever-provided services indexes and Census product codes.

^p Preliminary

"—" Data not available.

Table 10. Producer price indexes and percentage changes for net output of selected industries and industry groups, not seasonally adjusted
 [March 2024]

Title ¹	Index base	Industry code	Unadjusted index ²					Unadjusted 1-month percent change ²	Unadjusted 12-month percent change ²
			Nov. 2023	Dec. 2023 ^P	Jan. 2024 ^P	Feb. 2024 ^P	Mar. 2024 ^P	Feb. to Mar. ^P	Mar. 2023 to Mar. 2024 ^P
Total mining, utilities, and manufacturing industries.....	12/06	AMUM--	155.218	153.138	154.725	156.008	156.520	0.3	0.0
Total mining industries.....	12/84	OMIN--	222.454	213.406	221.680	220.017	213.072	-3.2	-1.0
Oil and gas extraction.....	12/85	211--	198.434	183.410	195.817	192.588	179.327	-6.9	-4.1
Mining (except oil & gas).....	12/03	212--	327.799	328.019	330.913	331.969	341.377	2.8	4.0
Mining support activities.....	06/09	213--	125.463	127.179	126.855	127.470	128.168	0.5	2.0
Utilities.....	12/03	221--	182.223	178.910	190.073	178.420	176.014	-1.3	-4.0
Total manufacturing industries.....	12/84	OMFG--	246.497	243.261	244.076	248.600	250.062	0.6	0.4
Food mfg.....	12/84	311--	252.883	253.718	252.064	253.811	257.572	1.5	1.3
Beverage & tobacco mfg.....	12/03	312--	201.635	201.089	203.908	206.953	207.190	0.1	5.6
Textile mills.....	12/84	313--	168.755	169.049	169.279	169.065	169.572	0.3	-0.8
Textile product mills.....	12/03	314--	159.121	158.755	160.451	158.941	159.106	0.1	0.5
Apparel manufacturing.....	12/03	315--	127.235	127.830	129.127	129.404	130.863	1.1	3.4
Leather and allied product manufacturing.....	12/84	316--	203.264	203.351	203.819	205.282	205.540	0.1	3.1
Wood product manufacturing.....	12/03	321--	180.730	181.460	182.096	182.949	183.854	0.5	-1.0
Paper manufacturing.....	12/03	322--	182.128	181.578	181.525	181.760	181.174	-0.3	-3.1
Printing and related support activities.....	12/03	323--	162.507	163.706	164.848	165.014	166.552	0.9	4.9
Petroleum and coal products manufacturing.....	12/84	324--	350.800	317.124	318.083	354.714	361.663	2.0	-5.0
Chemical mfg.....	12/84	325--	351.359	350.192	348.366	350.181	349.811	-0.1	-3.5
Plastics and rubber products mfg.....	12/84	326--	250.109	250.046	250.252	250.446	250.947	0.2	-0.7
Nonmetallic mineral product mfg.....	12/84	327--	289.813	289.370	294.137	296.232	296.565	0.1	4.2
Primary metal mfg.....	12/84	331--	277.285	279.405	288.438	294.792	283.252	-3.9	-4.4
Fabricated metal product mfg.....	12/84	332--	278.772	280.006	281.627	281.685	282.232	0.2	2.1
Machinery mfg.....	12/03	333--	180.408	180.536	182.015	182.506	182.799	0.2	3.4
Computer & electronic product mfg.....	12/03	334--	99.787	99.821	101.223	101.426	101.746	0.3	2.8
Electrical equipment, appliance & component mfg.....	12/03	335--	198.371	198.312	198.894	199.043	199.851	0.4	2.0
Transportation equipment mfg.....	12/03	336--	141.155	140.964	141.426	141.747	141.850	0.1	2.0
Furniture & related product mfg.....	12/84	337--	268.535	267.867	268.554	271.134	271.794	0.2	1.2
Miscellaneous mfg.....	12/03	339--	145.617	145.850	147.086	147.636	148.222	0.4	3.1
Material recyclers.....	12/86	429930	405.272	433.070	436.388	427.905	403.541	-5.7	-10.7
Total trade industries.....	12/06	ATRADE	176.283	174.100	173.725	174.383	174.543	0.1	1.3
Total wholesale trade industries.....	12/06	AWHLTR	193.341	189.750	191.553	191.038	190.991	0.0	4.5
Merchant wholesalers, durable goods.....	06/04	423--	205.932	200.098	205.246	203.731	203.263	-0.2	2.9
Merchant wholesalers, nondurable goods.....	06/05	424--	212.747	210.774	209.628	209.975	210.305	0.2	6.1
Total retail trade industries.....	12/06	ARETTR	158.416	157.900	154.979	156.955	157.376	0.3	-3.0
Motor vehicle and parts dealers.....	12/03	441--	175.088	171.137	161.163	159.689	159.164	-0.3	-16.9
Bldg material and garden equip and supp dealers.....	12/03	444--	202.725	203.269	203.031	206.649	209.031	1.2	0.2
Food and beverage stores.....	12/99	445--	265.084	263.264	269.576	266.562	270.872	1.6	4.4
Furniture, home furnishings, electronics, and appliance retailers.....	12/22	449--	104.486	102.305	103.243	105.698	104.373	-1.3	-3.4
General merchandise retailers.....	12/03	455--	149.516	150.634	153.249	155.478	156.053	0.4	0.1
Health and personal care retailers.....	12/03	456--	147.108	145.906	143.311	144.656	144.696	0.0	-0.5
Gasoline stations and fuel dealers.....	12/22	457--	89.404	94.453	87.574	88.975	88.707	-0.3	6.0
Clothing and clothing accessories retailers.....	12/03	458--	154.097	157.024	144.192	158.854	160.264	0.9	1.6
Sporting goods and hobby retailers.....	12/03	4591--	127.923	121.860	122.847	123.917	120.535	-2.7	-2.0
Book retailers and news dealers.....	12/03	4592--	135.891	134.491	138.568	135.321	135.321	0.0	1.3
Office supplies, stationary, and gift retailers.....	12/03	4594--	160.427	160.043	160.706	159.170	159.380	0.1	-8.5
Transportation and warehousing industries.....	12/06	ATRNRW	167.544	167.060	168.127	169.243	170.693	0.9	-0.2
Transportation industries.....	12/06	ATRANS	159.247	158.710	159.018	159.699	161.263	1.0	-1.4
Air transportation.....	12/92	481--	261.764	265.988	263.169	265.536	275.810	3.9	1.3
Rail transportation.....	12/96	482--	234.578	234.455	236.926	233.769	233.821	0.0	0.8
Water transportation.....	12/03	483--	192.427	196.716	199.944	204.077	206.212	1.0	9.3
Truck transportation.....	12/03	484--	187.062	183.158	184.309	184.749	185.434	0.4	-4.7
Pipeline transportation.....	05/22	486--	109.635	109.638	109.732	109.011	109.011	0.0	0.8
Transportation support activities.....	12/03	488--	138.754	143.003	143.386	145.876	143.902	-1.4	2.8
Delivery and warehouse industries.....	12/06	ADLVWR	206.825	206.591	212.487	215.970	216.363	0.2	5.3
U.S. Postal Service.....	06/89	491--	292.039	292.039	292.039	301.288	301.288	0.0	7.1
Couriers and messengers.....	12/03	492--	307.012	306.398	323.099	324.012	323.882	0.0	5.3
Warehousing and storage.....	12/06	493--	144.214	144.112	144.981	149.261	151.005	1.2	2.2
Services less trade, transportation, and warehousing ³	12/06	ATTDSV	141.223	141.629	143.231	143.530	143.864	0.2	3.9
Information.....	12/06	AINFO-	111.068	111.884	111.432	111.758	111.626	-0.1	1.2
Publishing industries.....	12/22	513--	104.576	105.743	105.569	105.913	106.336	0.4	3.3
Broadcasting, except internet.....	12/03	516--	121.528	123.833	116.196	116.246	112.885	-2.9	-7.5

See footnotes at end of table.

Table 10. Producer price indexes and percentage changes for net output of selected industries and industry groups, not seasonally adjusted — Continued
 [March 2024]

Title ¹	Index base	Industry code	Unadjusted index ²					Unadjusted 1-month percent change ²	Unadjusted 12-month percent change ²
			Nov. 2023	Dec. 2023 ^p	Jan. 2024 ^p	Feb. 2024 ^p	Mar. 2024 ^p	Feb. to Mar. ^p	Mar. 2023 to Mar. 2024 ^p
Information - Continued									
Telecommunications.....	12/03	517--	108.012	108.468	109.153	109.573	109.419	-0.1	1.1
Data processing and related services.....	12/03	5182--	115.044	115.312	115.674	115.787	115.527	-0.2	1.3
Selected health care industries.....	12/06	ASHC--	141.561	141.596	143.133	143.517	143.504	0.0	3.1
Offices of physicians.....	12/96	6211--	144.249	144.354	146.314	146.262	146.262	0.0	1.8
Offices of dentists.....	06/10	6212--	131.537	131.537	131.904	134.436	134.168	-0.2	2.4
Medical and diagnostic laboratories.....	12/03	6215--	103.836	103.836	104.092	104.129	103.853	-0.3	0.1
Home health care services.....	12/96	6216--	163.684	163.684	164.545	164.545	164.545	0.0	3.1
Blood and organ banks.....	06/06	621991	133.561	134.434	135.552	135.932	136.155	0.2	5.3
Hospitals.....	12/92	622--	231.668	231.350	234.151	234.815	234.859	0.0	3.6
Nursing care facilities.....	12/03	6231--	180.141	182.298	182.870	182.663	182.601	0.0	4.0
Residential developmental disability homes.....	12/03	62321-	230.949	231.052	235.954	236.125	236.125	0.0	8.6
Other selected services less trade, transportation, and warehousing industries.....	12/06	ASTDSV	148.415	148.856	151.026	151.233	151.776	0.4	4.7
Depository credit intermediation.....	12/03	5221--	138.619	137.940	142.415	143.802	143.868	0.0	8.8
Security, commodity contracts and like activity.....	12/03	523--	258.132	262.623	270.659	271.233	276.589	2.0	12.8
Insurance carriers and related activities.....	12/03	524--	152.332	152.633	154.206	154.431	154.578	0.1	3.0
Lessors of nonres bldg (exc miniwarehouse).....	12/03	53112-	141.774	143.279	145.993	140.534	139.774	-0.5	5.5
Lessors of miniwarehouse and self storage units.....	12/03	53113-	199.342	200.623	200.595	196.833	195.330	-0.8	0.8
Offices of real estate agents and brokers.....	12/03	5312--	191.794	191.370	190.507	189.925	189.402	-0.3	3.3
Real estate property managers.....	12/03	53131-	130.668	131.098	132.071	134.025	134.232	0.2	5.9
Offices of real estate appraisers.....	12/03	531320	110.803	110.767	112.955	112.955	112.955	0.0	-2.6
Automotive equipment rental and leasing.....	06/01	5321--	149.177	148.353	141.064	142.171	149.693	5.3	-2.9
Other heavy machinery rental and leasing.....	12/03	532412	138.749	138.980	139.068	137.901	138.535	0.5	0.3
Legal services.....	12/96	5411--	273.104	273.508	283.945	287.446	286.835	-0.2	6.2
Offices of certified public accountants.....	12/03	541211	143.937	142.939	147.372	149.527	149.489	0.0	8.6
Other accounting services.....	12/03	541219	152.103	155.079	166.400	166.400	166.400	0.0	9.9
Architectural, engineering and related services.....	12/96	5413--	190.582	190.590	192.497	192.614	192.646	0.0	2.5
Management and technical consulting services.....	06/06	5416--	131.045	131.742	131.645	131.672	131.932	0.2	4.0
Advertising agencies.....	12/03	54181-	123.790	123.829	123.800	123.783	123.781	0.0	-0.2
Employment services.....	12/96	5613--	160.539	160.948	160.892	160.053	159.920	-0.1	0.0
Travel agencies.....	12/03	56151-	107.146	106.818	106.504	106.653	106.309	-0.3	1.7
Security guards and patrol services.....	12/04	561612	162.452	166.294	170.969	171.936	171.714	-0.1	11.6
Janitorial services.....	12/03	56172-	135.084	135.141	136.020	136.020	136.020	0.0	-0.5
Waste collection.....	12/03	5621--	186.801	185.050	185.392	184.482	188.581	2.2	4.1
Amusement and theme parks.....	06/06	71311-	219.075	223.513	215.249	221.302	224.877	1.6	5.5
Golf courses and country clubs.....	12/05	71391-	161.712	163.352	167.247	167.902	168.427	0.3	4.6
Fitness and recreational sports centers.....	12/04	71394-	117.716	120.210	120.854	119.717	121.806	1.7	4.3
Accommodation.....	12/96	721--	191.090	188.579	189.183	191.480	193.110	0.9	-2.1
Commercial machinery repair and maintenance.....	06/06	8113--	191.369	191.959	196.156	195.958	195.961	0.0	6.3

¹ Indexes in this table are derived from the net-output-weighted industry price indexes. Because of differences in coverage and aggregation methodology, they will generally not match the movements of similarly titled indexes which are derived from traditional commodity groupings.

² All indexes are subject to revision for 4 months after their originally scheduled publication to incorporate late reports and corrections by survey respondents.

³ Formerly titled "Total traditional service industries."

p Preliminary

-- Data not available.

Table 11. Producer price indexes for net output of selected industries and their products, not seasonally adjusted
 [March 2024]

Title ¹	Industry code	Product code	Index base	Unadjusted index ²				
				Nov. 2023	Dec. 2023 ^P	Jan. 2024 ^P	Feb. 2024 ^P	Mar. 2024 ^P
Logging.....	1133		12/81	210.500	210.234	210.186	209.043	209.309
Logging.....	11331		12/81	210.500	210.234	210.186	209.042	209.309
Logging.....	113310		12/81	210.626	210.361	210.312	209.168	209.435
Primary products.....		113310-P	12/81	218.930	218.654	218.604	217.415	217.692
Secondary products and miscellaneous receipts.....		113310-SM						
Mining								
Total mining industries.....			12/84	222.454	213.406	221.680	220.017	213.072
Oil and gas extraction.....	211		12/85	198.434	183.410	195.817	192.588	179.327
Oil and gas extraction.....	2111		12/85	198.434	183.410	195.817	192.588	179.327
Crude petroleum and natural gas extraction.....	211111		06/02	206.573	188.749	202.196	198.123	185.599
Primary products.....		211111-P	06/84	181.955	166.255	178.099	174.512	163.480
Crude petroleum.....		211111-1	06/84	232.458	207.872	217.072	229.117	227.372
Natural gas (from the wellhead).....		211111-3	06/84	80.272	80.414	94.898	67.362	43.220
Natural gas liquids extraction.....	211112		06/02	152.737	152.589	159.359	160.591	143.690
Primary products.....		211112-P	06/02	152.051	151.903	158.643	159.870	143.045
Natural gas liquids.....		211112-1	06/84	163.970	163.556	169.472	176.932	175.724
Isopentane and natural gasoline.....		211112-11	06/84	243.052	224.250	230.377	251.525	285.732
Propane.....		211112-12	06/84	124.196	139.819	156.285	191.831	167.511
Butane.....		211112-13	06/84	146.589	162.115	160.611	163.666	154.815
Plant condensate, ethane, gas mixtures, and other natural gas liquids.....		211112-14	06/96	168.292	161.501	165.532	160.786	162.580
Residue gas shipped from natural gas liquids plants.....		211112-3	06/84	111.750	112.148	119.792	108.484	62.428
Mining (except oil & gas).....	212		12/03	327.799	328.019	330.913	331.969	341.377
Coal mining.....	2121		12/85	296.307	291.784	292.665	294.797	289.534
Coal mining.....	21211		12/01	319.232	314.359	315.308	317.605	311.935
Coal mining.....	212110		12/22	103.238	101.657	101.950	102.695	100.856
Primary products.....		212110-P	12/22	103.162	101.577	101.853	102.600	100.756
Coal, utility sold.....		212110-1	12/22	104.741	102.951	103.894	105.118	102.927
Bituminous coal and lignite surface mining (utility sold).....		212110-11	12/01	208.453	193.363	203.842	209.692	194.200
Raw bituminous and lignite from surface mining operations (utility sold).....		212110-111	12/01	201.513	204.622	192.872	192.917	192.962
Processed bituminous coal and lignite surface operations (utility sold).....		212110-113	12/01	211.433	190.852	208.003	215.608	195.418
Bituminous coal underground mining (utility sold).....		212110-12	12/01	467.803	472.727	467.297	468.937	471.630
Raw bituminous coal shipped from underground mining operations (utility sold).....		212110-121	12/22	116.880	112.504	112.491	116.101	117.137
Processed bituminous coal shipped from underground mines (utility sold).....		212110-123	12/01	526.076	535.403	528.388	528.069	530.853
Coal exports.....		212110-4	12/22	89.845	90.364	86.057	82.889	82.356
Coal non-utility sold (including anthracite).....		212110-5	12/79	467.669	455.993	456.115	463.243	463.514
Secondary products and miscellaneous receipts.....		212110-SM						
Metal ore mining.....	2122		12/84	430.143	436.147	431.902	427.274	460.916
Iron ore mining.....	21221		12/84	202.456	201.846	202.966	201.096	201.096
Iron ore mining.....	212210		12/84	202.456	201.846	202.966	201.096	201.096
Primary products.....		212210-P	12/84	207.314	206.689	207.836	205.921	205.921
Iron ore (including crude, concentrates, agglomerates and pellets).....		212210-0	12/97	214.925	214.277	215.466	213.481	213.481
Copper, nickel, lead & zinc mining.....	21223		06/88	436.095	450.956	426.179	413.858	475.231
Copper, nickel, lead and zinc mining.....	212230		06/88	449.237	464.548	439.023	426.328	489.570
Primary products.....		212230-P	12/03	394.293	408.677	385.606	373.402	436.558
Secondary products and miscellaneous receipts.....		212230-SM						
Nonmetallic mineral mining & quarrying.....	2123		12/84	376.707	376.485	388.779	394.201	399.438
Stone mining & quarrying.....	21231		12/84	424.079	425.790	444.271	451.842	454.065
Dimension stone mining and quarrying.....	212311		06/85	361.927	361.927	385.450	387.698	387.698
Primary products.....		212311-P	06/85	350.177	350.177	373.669	375.220	375.220
Dimension stone.....		212311-0	06/85	350.177	350.177	373.669	375.220	375.220
Secondary products and miscellaneous receipts.....		212311-SM						
Crushed and broken limestone mining.....	212312		12/83	434.511	437.380	454.061	458.781	460.641
Primary products.....		212312-P	12/83	441.201	444.233	461.616	466.603	468.267
Crushed and broken limestone.....		212312-0	12/83	441.201	444.233	461.616	466.603	468.267
Secondary products and miscellaneous receipts.....		212312-SM						
Crushed and broken granite mining.....	212313		12/83	543.443	542.699	562.014	597.238	605.436
Primary products.....		212313-P	12/83	543.083	542.339	561.654	596.877	605.075
Crushed and broken granite.....		212313-0	12/83	543.083	542.339	561.654	596.877	605.075
Secondary products and miscellaneous receipts.....		212313-SM						

See footnotes at end of table.

Table 11. Producer price indexes for net output of selected industries and their products, not seasonally adjusted — Continued
 [March 2024]

Title ¹	Industry code	Product code	Index base	Unadjusted index ²				
				Nov. 2023	Dec. 2023 ^P	Jan. 2024 ^P	Feb. 2024 ^P	Mar. 2024 ^P
Other crushed and broken stone mining.....	212319		12/83	358.191	358.191	382.844	382.844	382.844
Primary products.....		212319-P	12/83	366.479	366.479	392.999	392.999	392.999
Bituminous limestone and sandstone, and other crushed and broken stone.....		212319-0	12/83	366.479	366.479	392.999	392.999	392.999
Secondary products and miscellaneous receipts.....		212319-SM						
Sand/gravel/clay/refractory minerals mining.....	21232		12/03	246.615	246.365	254.101	255.887	256.619
Construction sand and gravel mining.....	212321		06/82	501.788	501.101	516.666	521.155	522.910
Primary products.....		212321-P	06/82	511.671	510.938	526.477	531.062	533.101
Construction sand and gravel (run of pit/bank, washed, screened, etc).....		212321-0	06/82	511.671	510.938	526.477	531.062	533.101
Construction sand and gravel, Midwest.....		212321-02	12/12	192.430	192.776	198.781	201.014	202.944
Construction sand and gravel, West.....		212321-04	12/12	177.439	176.707	180.824	182.626	182.835
Secondary products and miscellaneous receipts.....		212321-SM						
Miscellaneous receipts.....		212321-M	06/82	472.861	472.861	494.839	494.839	494.839
Kaolin, clay, and ceramic and refractory minerals mining.....	212323		12/22	109.239	109.288	112.872	112.893	112.977
Primary products.....		212323-P	12/22	109.240	109.289	112.873	112.895	112.979
Bentonite.....		212323-2	06/84	233.389	233.389	232.356	232.356	232.356
Secondary products and miscellaneous receipts.....		212323-SM						
Other nonmetallic mineral mining & quarrying.....	21239		12/84	273.918	270.141	270.668	275.993	293.610
Other nonmetallic mineral mining and quarrying.....	212390		12/22	93.674	92.382	92.563	94.384	100.408
Primary products.....		212390-P	12/22	93.674	92.382	92.562	94.384	100.408
Rock salt.....		212390-5	12/84	428.893	428.893	430.274	430.274	—
All other nonmetallic minerals, including gypsum.....		212390-9	06/85	386.627	371.907	391.779	404.349	468.963
Secondary and miscellaneous.....		212390-SM						
Mining support activities.....	213		06/09	125.463	127.179	126.855	127.470	128.168
Mining support activities.....	2131		06/09	125.463	127.179	126.855	127.470	128.168
Mining support activities.....	21311		06/09	125.463	127.179	126.855	127.470	128.168
Drilling oil and gas wells.....	213111		12/85	407.770	407.042	407.042	407.588	400.958
Primary services.....		213111-P	12/85	405.000	404.277	404.277	404.820	398.234
Oil and gas well directional drilling control.....		213111-03	12/03	143.326	139.711	139.711	142.423	142.423
Drilling oil and gas wells, including drilling in, spudding in or tailing in.....		213111-04	12/85	400.769	400.769	400.769	400.769	393.031
Reworking oil and gas wells.....		213111-05	12/92	378.452	378.452	378.452	378.452	378.452
Support activities for oil and gas operations.....		213112	12/85	215.907	220.200	219.009	220.395	223.271
Primary services.....		213112-P	12/85	218.485	222.989	221.682	223.143	226.094
Oil and gas field support services.....		213112-0	12/85	218.485	222.989	221.682	223.143	226.094
Secondary products and miscellaneous receipts.....		213112-SM						
Support activities for coal mining.....		213113	06/85	220.920	220.793	221.310	221.684	221.817
Primary services.....		213113-P	06/85	222.830	222.701	223.223	223.601	223.734
Coal mining services.....		213113-0	06/85	222.830	222.701	223.223	223.601	223.734
Support activities for metal and nonmetallic minerals mining.....		213118	05/23	100.471	100.471	104.045	104.045	104.045
Primary services.....		213118-P	05/23	100.471	100.471	104.045	104.045	104.045
Support activities for metal and nonmetallic minerals mining.....		213118-1	05/23	100.471	100.471	104.045	104.045	104.045
Utilities.....	221		12/03	182.223	178.910	190.073	178.420	176.014
Electric power generation, transmission, and distribution.....	2211		12/03	179.709	175.375	188.550	173.998	172.338
Electric power generation.....	22111		12/03	167.515	155.594	194.581	144.060	140.737
Electric power generation.....	221110		12/03	167.464	155.543	194.532	144.009	140.687
Primary products.....		221110-P	12/03	172.027	159.591	200.328	147.599	144.139
Utilities.....		221110-4	12/03	170.581	163.218	222.391	161.451	158.082
Non-utilities.....		221110-5	12/03	161.192	144.982	165.929	124.459	121.161
Secondary products and miscellaneous receipts.....		221110-SM						
Electric power transmission, control, and distribution.....	22112		12/03	182.726	181.581	183.929	184.421	183.470
Electric bulk power transmission and control.....	221121		12/03	214.139	213.550	212.145	217.585	216.353
Primary products.....		221121-P	12/03	214.625	214.034	212.627	218.079	216.844
Electric bulk power transmission and control.....		221121-3	12/03	214.625	214.034	212.627	218.079	216.844
Electric power distribution.....	221122		12/03	181.680	180.510	183.004	183.306	182.363
Primary products.....		221122-P	12/90	224.017	224.085	226.987	228.286	227.551
Residential electric power.....		221122-41	12/90	223.359	223.342	227.507	227.048	228.449
New England residential electric power.....		221122-411	12/90	219.861	219.861	240.195	240.475	240.475
Middle Atlantic residential electric power.....		221122-412	12/90	182.938	182.201	191.737	192.348	192.537
East North Central residential electric power.....		221122-413	12/90	216.445	217.714	227.550	228.278	228.156
West North Central residential electric power.....		221122-414	12/90	159.039	155.377	153.006	154.612	154.255
South Atlantic residential electric power.....		221122-415	12/90	212.367	212.860	212.696	213.314	212.493
East South Central residential electric power.....		221122-416	12/90	235.952	235.899	240.622	236.990	245.683
West South Central residential electric power.....		221122-417	12/90	232.605	233.044	226.796	221.407	223.498

See footnotes at end of table.

Table 11. Producer price indexes for net output of selected industries and their products, not seasonally adjusted — Continued
 [March 2024]

Title ¹	Industry code	Product code	Index base	Unadjusted index ²				
				Nov. 2023	Dec. 2023 ^P	Jan. 2024 ^P	Feb. 2024 ^P	Mar. 2024 ^P
Electric power distribution - Continued								
Mountain residential electric power.....		221122-418	12/90	173.736	174.100	173.646	173.646	178.909
Pacific residential electric power.....		221122-419	12/90	335.282	335.320	345.745	345.723	349.195
Commercial electric power.....		221122-42	12/90	214.199	214.169	216.086	216.912	216.303
New England commercial electric power.....		221122-421	12/90	249.202	249.202	261.675	261.822	261.822
Middle Atlantic commercial electric power.....		221122-422	12/90	173.726	175.898	162.990	164.052	158.338
East North Central commercial electric power.....		221122-423	12/90	202.683	204.171	211.176	213.108	212.017
West North Central commercial electric power.....		221122-424	12/90	151.147	146.065	145.911	149.103	148.803
South Atlantic commercial electric power.....		221122-425	12/90	172.881	173.602	173.014	172.923	173.476
East South Central commercial electric power.....		221122-426	12/90	205.710	203.333	206.439	206.487	208.314
West South Central commercial electric power.....		221122-427	12/90	226.586	223.597	216.908	218.460	216.220
Mountain commercial electric power.....		221122-428	12/90	160.126	161.101	159.605	159.605	163.755
Pacific commercial electric power.....		221122-429	12/90	349.301	349.423	377.411	377.358	378.901
Industrial electric power.....		221122-43	12/90	246.262	246.822	248.361	256.114	248.619
New England industrial electric power.....		221122-431	12/90	158.279	178.194	186.197	195.377	178.647
Middle Atlantic industrial electric power.....		221122-432	12/90	189.650	192.168	192.465	197.953	193.424
East North Central industrial electric power.....		221122-433	12/90	372.171	380.439	396.076	413.251	409.362
West North Central industrial electric power.....		221122-434	12/90	167.396	165.279	168.768	168.198	167.887
South Atlantic industrial electric power.....		221122-435	12/90	168.491	169.239	170.234	170.586	171.846
East South Central industrial electric power.....		221122-436	12/90	199.967	197.045	197.072	199.914	200.076
West South Central industrial electric power.....		221122-437	12/90	275.254	274.432	272.162	264.216	249.466
Mountain industrial electric power.....		221122-438	12/90	200.219	187.473	174.892	221.059	183.231
Pacific industrial electric power.....		221122-439	12/90	296.135	297.253	298.203	297.813	300.664
Transportation electric power.....		221122-45	12/10	129.038	129.219	127.922	127.835	129.157
Secondary products and miscellaneous receipts.....		221122-SM						
Miscellaneous receipts.....		221122-M	12/90	190.773	190.774	189.380	189.380	189.380
Natural gas distribution.....	2212		12/03	169.599	170.475	172.836	173.325	168.444
Natural gas distribution.....	22121		12/03	169.599	170.475	172.836	173.325	168.444
Natural gas distribution.....	221210		12/03	169.545	170.420	172.782	173.271	168.392
Primary products.....		221210-P	12/90	278.369	279.872	284.999	285.836	277.537
Natural gas to ultimate consumers.....		221210-11	12/90	271.045	273.038	275.170	275.967	266.600
Residential natural gas.....		221210-112	12/90	277.592	277.476	280.471	281.078	274.834
New England residential natural gas.....		221210-1121	06/12	179.007	178.746	178.376	178.466	178.704
Middle Atlantic residential natural gas.....		221210-1122	06/12	145.990	149.596	154.480	154.058	153.780
East North Central residential natural gas.....		221210-1123	06/12	139.819	136.456	137.469	137.161	132.465
West North Central residential natural gas.....		221210-1124	06/12	137.321	138.785	138.445	141.584	132.764
South Atlantic residential natural gas.....		221210-1125	06/12	135.898	136.828	134.804	134.160	132.709
East South Central residential natural gas.....		221210-1126	06/12	110.068	107.405	106.225	106.910	104.109
West South Central residential natural gas.....		221210-1127	06/12	199.840	201.273	210.020	209.207	206.738
Mountain residential natural gas.....		221210-1128	06/12	202.520	202.822	198.234	198.142	196.895
Pacific residential natural gas.....		221210-1129	06/12	174.181	171.057	173.911	176.551	167.579
Commercial natural gas.....		221210-113	12/90	271.302	273.794	273.732	274.570	264.644
New England commercial natural gas.....		221210-1131	06/12	181.633	181.422	181.890	182.197	182.492
Middle Atlantic commercial natural gas.....		221210-1132	06/12	128.965	130.550	136.985	135.347	134.156
East North Central commercial natural gas.....		221210-1133	06/12	139.535	141.335	138.765	140.027	132.766
West North Central commercial natural gas.....		221210-1134	06/12	145.157	149.121	148.186	152.623	137.535
South Atlantic commercial natural gas.....		221210-1135	06/12	124.263	126.198	120.706	122.309	122.736
East South Central commercial natural gas.....		221210-1136	06/12	119.844	118.761	113.056	111.279	104.914
West South Central commercial natural gas.....		221210-1137	06/12	207.747	210.069	213.050	216.299	211.456
Mountain commercial natural gas.....		221210-1138	06/12	222.075	222.532	216.942	211.557	210.230
Pacific commercial natural gas.....		221210-1139	06/12	201.051	201.175	204.030	206.039	186.672
Industrial natural gas.....		221210-114	12/90	220.216	219.865	219.030	220.635	214.812
New England industrial natural gas.....		221210-1141	09/16	181.530	181.337	185.861	186.396	186.903
Middle Atlantic industrial natural gas.....		221210-1142	09/16	137.441	138.864	138.027	137.935	135.808
East North Central industrial natural gas.....		221210-1143	06/12	122.203	128.164	128.096	130.667	126.155
West North Central industrial natural gas.....		221210-1144	06/12	174.060	176.236	177.609	175.118	165.759
South Atlantic industrial natural gas.....		221210-1145	09/16	148.273	150.131	148.779	149.237	143.912
East South Central industrial natural gas.....		221210-1146	09/16	116.613	112.467	110.894	109.447	107.311
West South Central industrial natural gas.....		221210-1147	09/16	169.072	157.678	160.155	162.513	159.692
Mountain industrial natural gas.....		221210-1148	09/16	180.560	180.560	179.499	184.435	177.790
Pacific industrial natural gas.....		221210-1149	09/16	148.261	157.495	151.123	151.287	147.793
To electric power.....		221210-115	12/90	231.813	236.008	238.152	238.899	227.137
Delivered to ultimate consumers for the account of others (transportation only).....		221210-12	12/90	288.715	287.137	309.401	310.380	309.402
Industrial consumer.....		221210-122	12/90	265.116	268.189	304.583	305.875	305.023
Other consumers.....		221210-123	12/90	610.300	600.659	625.489	627.012	624.881
Secondary products and miscellaneous receipts.....		221210-SM						
Miscellaneous receipts.....		221210-M	12/90	190.373	190.853	191.075	191.500	191.058

See footnotes at end of table.

Table 11. Producer price indexes for net output of selected industries and their products, not seasonally adjusted — Continued
 [March 2024]

Title ¹	Industry code	Product code	Index base	Unadjusted index ²				
				Nov. 2023	Dec. 2023 ^P	Jan. 2024 ^P	Feb. 2024 ^P	Mar. 2024 ^P
Construction industries								
New industrial building construction.....	236211		06/07	192.227	192.286	193.194	193.096	193.191
Primary products.....		236211-P	06/07	192.227	192.286	193.194	193.096	193.191
New warehouse building construction.....	236221		12/04	232.520	232.383	232.483	232.349	232.480
Primary products.....		236221-P	12/04	232.520	232.383	232.483	232.349	232.480
New school building construction.....	236222		12/05	223.958	223.667	224.708	224.599	224.455
Primary products.....		236222-P	12/05	223.958	223.667	224.708	224.599	224.455
New office building construction.....	236223		06/06	204.209	204.570	205.041	205.084	205.835
Primary products.....		236223-P	06/06	204.209	204.570	205.041	205.084	205.835
New health care building construction.....	236224		06/12	157.373	157.476	157.805	157.782	157.446
Primary products.....		236224-P	06/12	157.373	157.476	157.805	157.782	157.446
Concrete contractors, nonresidential building work.....	23811X		12/07	175.650	175.939	177.295	176.952	177.285
Primary products.....		23811X-P	12/07	175.650	175.939	177.295	176.952	177.285
Roofing contractors, nonresidential building work.....	23816X		12/07	206.523	206.452	207.038	207.014	206.943
Primary products.....		23816X-P	12/07	206.523	206.452	207.038	207.014	206.943
Electrical contractors, nonresidential building work.....	23821X		12/07	166.914	166.978	166.619	166.872	166.922
Primary products.....		23821X-P	12/07	166.914	166.978	166.619	166.872	166.922
Plumbing, heating and air-conditioning contractors, nonresidential building work.....	23822X		12/07	176.496	176.203	176.882	176.788	176.576
Primary products.....		23822X-P	12/07	176.496	176.203	176.882	176.788	176.576
Manufacturing								
Total manufacturing industries.....			12/84	246.497	243.261	244.076	248.600	250.062
Food mfg.....	311		12/84	252.883	253.718	252.064	253.811	257.572
Animal food mfg.....	3111		12/03	211.006	210.623	209.873	207.548	205.503
Animal food mfg.....	31111		12/03	212.220	211.836	211.081	208.743	206.685
Dog and cat food manufacturing.....	311111		12/85	296.774	296.774	296.774	298.549	298.546
Primary products.....		311111-P	12/85	304.401	304.401	304.401	306.228	306.228
Dog food.....		311111-1	12/85	317.015	317.015	317.015	319.009	319.009
Canned dog food.....		311111-11	12/98	250.149	250.149	250.149	255.062	255.062
Dry and semi moist dog food.....		311111-14	12/11	144.233	144.233	144.233	144.682	144.682
Cat food.....		311111-4	12/85	286.246	286.246	286.246	287.778	287.778
Canned cat food.....		311111-44	12/11	166.326	166.326	166.326	167.111	167.111
Dry and semi moist cat food.....		311111-45	12/98	238.810	238.810	238.810	240.126	240.126
Secondary products and miscellaneous receipts.....		311111-SM						
Miscellaneous receipts.....		311111-M1	12/10	140.857	140.857	140.857	140.857	140.857
Other animal food manufacturing.....	311119		12/80	227.159	226.427	224.992	219.491	215.581
Primary products.....		311119-P	12/80	221.070	220.324	218.903	213.298	209.326
Complete swine feed, supplements, concentrates, and premixes.....		311119-B	12/11	118.413	118.044	118.511	116.906	116.828
Complete beef cattle feed, supplements, concentrates, and premixes.....		311119-H	12/11	121.060	120.930	120.247	119.538	116.741
Poultry, exc. chicken and turkey, and livestock, exc. cattle and swine, feed.....		311119-N	12/80	349.371	350.067	350.043	348.382	346.391
Pet (excluding dog and cat), laboratory, and fur animal feed.....		311119-R	06/91	250.064	250.698	243.111	239.951	238.548
Chicken and turkey feed, supplements, concentrates, and premixes.....		311119-1	12/80	180.699	177.635	173.431	166.633	162.501
Complete dairy cattle feed, supplements, concentrates, and premixes.....		311119-5	12/11	120.271	121.868	124.441	118.872	115.296
Other prepared animal feeds, including feeding materials and adjuncts.....		311119-9	12/80	274.778	274.981	272.623	269.328	265.107
Secondary products and miscellaneous receipts.....		311119-SM						
Miscellaneous receipts.....		311119-M	12/80	268.751	268.255	268.177	266.090	263.331
Secondary products.....		311119-S	12/80	378.831	378.948	376.953	376.953	376.917
Grain & oilseed milling.....	3112		12/03	185.880	184.386	185.178	181.140	179.622
Flour milling & malt mfg.....	31121		12/03	206.111	206.267	204.366	201.967	199.444
Flour milling.....	311211		06/83	235.280	235.596	233.283	229.228	225.418
Primary products.....		311211-P	06/83	238.941	239.289	236.915	232.660	228.660
Prepared flour mixes, including refrigerated and frozen doughs and batters, made in flour mills.....		311211-A	06/83	261.504	261.504	260.977	260.882	260.882
Wheat flour (except flour mixes), made in flour mills.....		311211-1	06/83	256.881	260.842	258.171	256.744	250.295
Wheat mill products, except flour.....		311211-4	06/83	148.384	143.393	139.281	126.078	120.424
Corn mill products.....		311211-7	06/83	212.097	211.823	209.939	208.968	208.672
Other grain mill products.....		311211-9	06/83	293.586	289.045	290.879	280.753	281.957
Secondary products and miscellaneous receipts.....		311211-SM						
Miscellaneous receipts.....		311211-M	06/92	136.803	135.500	128.891	126.183	124.490
Rice milling.....	311212		06/84	235.496	235.325	233.428	233.604	232.087
Primary products.....		311212-P	06/84	234.723	234.553	232.662	232.837	231.325
Milled rice and byproducts.....		311212-0	12/03	226.036	225.872	224.051	224.220	222.764

See footnotes at end of table.

Table 11. Producer price indexes for net output of selected industries and their products, not seasonally adjusted — Continued
[March 2024]

Title ¹	Industry code	Product code	Index base	Unadjusted index ²				
				Nov. 2023	Dec. 2023 ^P	Jan. 2024 ^P	Feb. 2024 ^P	Mar. 2024 ^P
Rice milling - Continued								
Milled rice (incl second heads, screenings, brewers, bran, sharps, rice flour, and byproducts).....		311212-04	06/03	246.532	242.656	239.527	240.269	242.379
Head rice not packaged with other ingredients.....		311212-06	12/11	133.929	135.394	134.641	133.999	131.093
Malt manufacturing.....	311213		06/85	203.506	203.506	202.047	202.357	203.826
Primary products.....		311213-P	06/85	200.572	200.572	198.971	199.277	200.723
Malt and malt byproducts.....		311213-0	06/85	200.572	200.572	198.971	199.277	200.723
Secondary products and miscellaneous receipts.....		311213-SM1						
Starch & vegetable fats & oils mfg.....	31122		12/03	182.852	180.416	182.487	176.827	175.238
Wet corn milling and starch manufacturing.....	311221		06/85	258.909	256.474	256.013	244.807	241.173
Primary products.....		311221-P	06/85	285.064	283.041	282.624	270.838	266.726
Wet process corn byproducts.....		311221-A	06/85	279.302	279.766	281.535	272.139	262.504
Corn sweeteners, made by wet milling.....		311221-1	06/85	266.979	261.537	258.951	260.196	253.055
Manufactured starch, made by wet milling.....		311221-4	06/85	366.413	368.610	370.662	335.183	336.971
Secondary products and miscellaneous receipts.....		311221-SM						
Soybean and other oilseed processing.....	311224		12/11	103.633	102.514	104.420	100.433	99.349
Primary products.....		311224-P	12/11	92.946	92.090	94.894	91.485	90.689
Cottonseed cake, meal, hulls, and other byproducts.....		311224-B	06/85	563.011	555.162	546.241	539.387	534.541
Cottonseed cake and meal.....		311224-B1	12/11	118.913	118.913	118.913	117.584	116.058
Soybean oil.....		311224-3	12/79	201.530	199.948	-	241.043	240.070
Crude soybean oil, degummed, made from soybeans crushed in the same establishment.....		311224-31	05/88	176.000	173.965	297.162	291.251	290.665
Soybean oil, all other types.....		311224-32	12/03	245.004	243.753	228.912	209.857	208.400
Soybean cake, meal, and other byproducts.....		311224-4	12/79	136.101	135.866	129.938	127.158	125.739
Soybean cake and meal.....		311224-41	12/09	94.707	94.603	91.042	89.393	88.236
Other soybean products, including isolates and concentrates.....		311224-42	12/09	183.169	181.856	164.294	155.689	156.684
Cotton linters.....		311224-7	06/85	111.797	106.619	107.685	108.860	108.860
Other crude and refined vegetable oils and other vegetable mill products.....		311224-9	12/11	194.178	194.309	192.468	191.293	190.167
Other crude vegetable oils, including linseed, peanut, sunflower, safflower, etc.....		311224-91	01/99	380.031	379.305	377.064	374.308	373.147
Other vegetable oil mill products, including all oil seed cake and meal.....		311224-93	12/85	303.769	305.243	301.465	300.119	297.741
Secondary products and miscellaneous receipts.....		311224-SM						
Miscellaneous products.....		311224-M	12/11	93.491	100.449	103.620	103.704	100.702
Fats and oils refining and blending.....	311225		12/81	359.852	350.516	354.723	357.511	358.936
Primary products.....		311225-P	12/81	385.691	378.943	375.928	377.332	379.540
Shortening and cooking oils.....		311225-2	12/81	364.316	357.847	351.062	352.877	355.607
Margarine, butter blends, and butter substitutes.....		311225-4	02/04	162.084	159.385	163.778	163.667	-
Secondary products and miscellaneous receipts.....		311225-SM						
Secondary products.....		311225-S	02/04	156.067	146.383	161.222	165.170	-
Breakfast cereal manufacturing.....	31123		12/03	172.777	172.777	172.777	172.777	172.969
Breakfast cereal manufacturing.....	311230		12/83	287.388	287.388	287.388	287.388	287.707
Primary products.....		311230-P	12/83	299.813	299.813	299.813	299.813	299.813
Breakfast cereal.....		311230-1	12/83	298.273	298.273	298.273	298.273	298.273
Secondary products and miscellaneous receipts.....		311230-SM						
Sugar & confectionery product mfg.....	3113		12/84	261.812	263.412	264.554	274.556	281.082
Sugar mfg.....	31131		12/03	199.362	199.292	201.909	215.343	217.331
Beet sugar manufacturing.....	311313		06/82	204.979	204.414	214.737	236.495	236.620
Primary products.....		311313-P	06/82	209.753	209.172	219.799	242.200	242.328
Beet sugar.....		311313-0	06/82	213.267	212.676	223.481	246.257	246.388
Secondary products and miscellaneous receipts.....		311313-SM1						
Cane sugar manufacturing.....	311314		12/11	122.961	123.089	122.062	127.601	129.493
Primary products.....		311314-P	12/11	123.148	123.269	122.238	127.829	129.758
Raw cane sugar and sugarcane mill products and byproducts.....		311314-1	06/82	237.898	237.100	231.670	233.525	236.852
Refined granulated cane sugar and byproducts.....		311314-3	06/82	258.441	259.461	259.855	278.239	282.587
Secondary products and miscellaneous receipts.....		311314-SM						
Nonchocolate confectionery mfg.....	31134		12/03	182.605	182.785	183.070	184.045	184.105
Nonchocolate confectionery manufacturing.....	311340		12/03	182.550	182.730	183.015	183.989	184.049
Primary products.....		311340-P	12/03	184.153	184.344	184.648	185.635	185.635
Nonchocolate-type confectioneries.....		311340-5	06/83	282.421	282.826	283.468	285.552	285.552
Other confectionery-type products.....		311340-7	06/91	235.823	235.823	235.823	235.823	235.823
Secondary products and miscellaneous receipts.....		311340-SM						
Secondary products.....		311340-S	12/03	188.146	188.148	188.110	-	-
Chocolate and confectionery manufacturing.....	31135		12/11	131.439	133.290	133.260	138.240	145.003
Chocolate and confectionery mfg. from cacao.....	311351		12/11	157.576	164.253	164.599	176.452	203.123

See footnotes at end of table.

Table 11. Producer price indexes for net output of selected industries and their products, not seasonally adjusted — Continued
 [March 2024]

Title ¹	Industry code	Product code	Index base	Unadjusted index ²				
				Nov. 2023	Dec. 2023 ^P	Jan. 2024 ^P	Feb. 2024 ^P	Mar. 2024 ^P
Chocolate and confectionery mfg. from cacao - Continued								
Primary products.....		311351-P	12/11	156.190	162.848	163.193	174.974	201.568
Chocolate coatings, made from cacao beans.....		311351-1	12/11	174.810	187.125	187.448	200.147	231.911
Chocolate/chocolate-type confectionery products, made from cacao beans.....		311351-4	12/11	130.340	130.340	130.382	135.709	135.709
Other chocolate and cocoa products, made from cacao beans.....		311351-7	12/11	162.896	172.756	173.293	188.702	231.066
Secondary products and miscellaneous receipts.....		311351-SM1						
Confectionery mfg. from purchased chocolate.....	311352		12/11	120.770	120.785	120.613	122.969	122.168
Primary products.....		311352-P	12/11	121.076	121.090	120.867	123.435	122.617
Chocolate/confectionery products, made from purchased chocolate.....		311352-3	12/11	119.776	119.789	119.569	122.109	121.301
Secondary products and miscellaneous receipts.....		311352-SM						
Miscellaneous receipts.....		311352-M	12/11	156.285	156.285	158.792	158.792	158.792
Fruit & vegetable preserving & specialty food mfg.....	3114		12/84	254.893	255.125	255.388	256.899	255.421
Frozen food manufacturing.....	31141		12/03	183.513	183.833	183.418	183.707	183.962
Frozen fruit and vegetable manufacturing.....	311411		06/81	372.529	373.082	371.867	371.352	372.532
Primary products.....		311411-P	06/81	328.528	329.099	328.728	327.789	328.900
Frozen fruits, juices, ades, drinks, and cocktails.....		311411-1	06/81	274.762	275.832	276.927	277.522	281.336
Frozen fruits.....		311411-11	12/90	251.293	253.823	256.409	257.814	266.824
Frozen vegetables.....		311411-4	06/81	359.523	359.926	358.988	357.440	357.567
Frozen vegetables, other than potato products.....		311411-47	12/11	142.059	142.478	141.500	143.261	143.391
Frozen potato products (French-fried, patties, puffs, etc.).....		311411-48	12/11	179.605	179.605	179.605	177.003	177.005
Secondary products and miscellaneous receipts.....		311411-SM						
Miscellaneous receipts.....		311411-M	06/97	914.566	898.098	723.123	832.225	840.459
Frozen specialty food manufacturing.....	311412		12/82	202.545	202.940	202.650	203.407	203.419
Primary products.....		311412-P	12/82	206.495	206.907	206.622	207.382	207.374
Frozen dinners (beef, pork, and poultry pies) and nationality foods, incl. frozen pizza.....		311412-1	12/82	186.614	186.844	186.693	186.355	186.978
Other frozen specialties, incl. all whipped topping, waffles, soups, etc., excluding seafood.....		311412-4	06/91	232.223	233.439	232.555	238.803	235.482
Secondary products and miscellaneous receipts.....		311412-SM						
Secondary products.....		311412-S	12/82	190.011	188.639	186.055	189.649	193.571
Fruit & vegetable canning, pickling & drying.....	31142		12/03	197.332	197.384	198.088	199.920	197.686
Fruit and vegetable canning.....	311421		06/81	292.606	292.329	292.344	296.699	292.380
Primary products.....		311421-P	06/81	293.526	293.358	295.129	296.798	293.128
Canned catsup and other tomato based sauces.....		311421-D	06/81	260.672	259.788	258.889	264.660	254.883
Canned jams, jellies, and preserves.....		311421-G	06/81	262.884	262.955	262.931	262.691	262.625
Canned and fresh fruit juices, nectars, and concentrates.....		311421-K	12/11	147.026	147.695	151.484	151.190	151.506
Pickles and other pickled products, including horseradish.....		311421-Q	06/81	327.272	327.272	327.272	327.953	327.953
Canned fruits, excluding baby foods.....		311421-1	06/81	334.707	332.454	333.247	338.583	335.810
Canned vegetables.....		311421-5	06/81	302.127	302.663	303.803	301.655	297.636
Secondary products and miscellaneous receipts.....		311421-SM						
Miscellaneous receipts.....		311421-M	06/81	166.815	169.842	140.622	188.427	171.742
Secondary products.....		311421-S	06/81	330.864	323.293	324.593	326.945	327.241
Specialty canning.....	311422		12/82	326.888	327.370	328.519	328.737	329.682
Primary products.....		311422-P	12/82	346.760	347.354	348.771	349.400	349.040
Canned baby foods and other canned specialty/nationality foods.....		311422-5	06/08	147.949	149.009	149.042	149.506	149.506
Canned soups and stews, excluding frozen and seafood.....		311422-6	12/82	459.204	459.161	462.015	462.015	462.015
Canned dry beans.....		311422-7	12/82	222.295	222.295	222.295	222.295	222.295
Secondary products and miscellaneous receipts.....		311422-SM						
Dried and dehydrated food manufacturing.....	311423		12/82	303.183	304.180	309.588	309.111	303.818
Primary products.....		311423-P	12/82	318.284	319.452	323.848	322.249	315.918
Soup mixes (including dried/dehydrated/freeze-dried) and bouillon.....		311423-1	12/82	215.116	215.116	215.116	215.116	215.116
Dried and dehydrated fruits and vegetables, including freeze-dried.....		311423-5	12/82	313.011	314.590	317.050	316.621	312.450
Secondary products and miscellaneous receipts.....		311423-SM						
Dairy product mfg.....	3115		12/84	237.979	235.311	232.942	235.161	237.080
Dairy product (except frozen) mfg.....	31151		12/03	169.768	167.683	165.844	167.547	169.062
Fluid milk manufacturing.....	311511		12/82	303.943	302.822	299.235	298.723	301.942
Primary products.....		311511-P	12/82	279.938	277.973	274.191	273.772	277.423
Yogurt, except frozen.....		311511-A	12/82	182.877	182.952	183.163	182.967	182.915
Perishable dairy product alternatives, including plant-based.....		311511-D	12/91	169.459	169.240	168.891	168.780	165.983
Perishable beverage dairy milk alternatives, including plant-based.....		311511-D1	09/23	100.078	99.916	99.916	99.866	97.800
All other perishable dairy product alternatives, including plant-based.....		311511-D2	09/23	100.517	100.517	99.487	99.359	99.359
Fluid milk and cream, bulk sales.....		311511-1	12/91	254.815	239.516	231.523	236.909	242.514
Fluid milk and related products, packaged (incl. cartons, bottles, cans, etc.) excl. U.H.T.....		311511-5	12/82	291.452	292.003	286.997	284.509	290.442
Whole fluid milk, packaged, excluding U.H.T. and flavored.....		311511-51	12/82	272.424	272.726	265.520	262.384	268.086

See footnotes at end of table.

Table 11. Producer price indexes for net output of selected industries and their products, not seasonally adjusted — Continued
 [March 2024]

Title ¹	Industry code	Product code	Index base	Unadjusted index ²				
				Nov. 2023	Dec. 2023 ^P	Jan. 2024 ^P	Feb. 2024 ^P	Mar. 2024 ^P
Fluid milk manufacturing - Continued								
Fluid milk, lowfat, incl. 2.0, 1.0, and 0.5 percent packaged, excl. U.H.T. and flavored.....		311511-52	12/82	293.916	297.631	294.040	290.867	298.650
Fat free or skim milk, packaged, excluding U.H.T. and flavored.....		311511-53	12/82	296.608	303.968	308.388	304.404	309.094
Other fluid milk related products, incl. heavy & light cream, unflavored sour cream, etc.....		311511-59	06/98	258.702	253.921	248.560	248.676	252.120
Cottage cheese (including bakers', pot, and farmers' cheese).....		311511-7	12/82	317.381	317.246	317.330	317.827	318.973
Other packaged milk products incl. flavored milks, eggnog, buttermilk, etc.....		311511-9	12/91	284.624	286.227	284.526	284.222	286.748
Secondary products and miscellaneous receipts.....		311511-SM						
Secondary products.....		311511-S	12/82	285.547	292.741	292.677	291.006	289.020
Creamery butter manufacturing.....	311512		06/84	196.330	183.769	184.508	193.672	201.656
Primary products.....		311512-P	06/84	193.293	180.926	181.654	190.676	198.536
Creamery butter.....		311512-0	06/84	193.293	180.926	181.654	190.676	198.536
Cheese manufacturing.....	311513		06/81	197.482	193.684	190.297	192.935	192.530
Primary products.....		311513-P	06/81	185.409	182.544	178.688	181.025	180.418
Raw liquid whey.....		311513-A	12/04	205.009	216.246	247.912	264.987	269.319
Natural cheese (cheddar, Swiss, Italian, brick, cream, grated, dried etc.) excl. cottage cheese.....		311513-1	06/81	173.983	171.137	167.868	169.679	168.963
Natural cheese, except lowfat, shipped in consumer packages or containers (3 lbs. or less).....		311513-1111	12/04	140.401	140.387	139.545	139.659	139.636
Natural cheese, except lowfat, shipped in packages or containers (more than 3 lbs.) or bulk.....		311513-1121	12/04	113.297	110.324	106.926	109.131	107.648
Lowfat natural cheese, except cottage cheese, shipped in consumer packages (3 lbs. or less).....		311513-1131	06/10	113.869	113.852	113.953	114.028	113.963
Lowfat natural cheese, except cottage cheese, shipped in packages (more than 3 lbs.) or in bulk.....		311513-1141	06/10	123.902	117.125	111.781	114.931	115.217
Process cheese and related products.....		311513-4	06/81	190.392	187.467	179.808	183.753	183.639
Process cheese, shipped in consumer packages or containers (3 lbs. or less) ..		311513-41	06/10	126.181	125.019	121.707	124.492	124.685
All other process cheese and related products.....		311513-49	06/10	141.229	138.345	131.042	133.811	133.480
Process cheese, shipped in packages or containers (more than 3 lbs.) or in bulk.....		311513-4921	06/10	139.877	137.786	130.877	127.563	128.006
Cheese food, spread, and other related products.....		311513-4961	12/11	112.571	109.671	103.594	110.565	109.695
Secondary products and miscellaneous receipts.....		311513-SM						
Miscellaneous receipts.....		311513-M	06/81	273.654	271.195	264.742	264.305	266.039
Secondary products.....		311513-S	06/81	189.629	179.154	183.441	187.849	189.708
Dry, condensed, and evaporated dairy products.....	311514		12/83	204.090	204.910	205.248	208.662	212.147
Primary products.....		311514-P	12/83	218.987	223.175	224.071	227.590	231.243
Ice cream mixes and related products.....		311514-A	04/00	155.610	151.257	149.533	148.938	152.590
Dairy product alternatives, including plant-based.....		311514-D	06/92	197.413	197.419	197.442	197.477	196.042
Dry milk products and mixtures.....		311514-1	12/83	175.678	182.324	183.509	188.592	193.420
Milk products, shipped in consumer-type cans, excluding substitutes.....		311514-5	12/83	330.681	329.873	326.506	326.391	327.746
Concentrated milk products shipped in bulk (barrels, drums, and tanks).....		311514-7	12/83	139.032	138.575	146.440	146.410	146.928
Secondary products and miscellaneous receipts.....		311514-SM						
Secondary products.....		311514-S	12/83	155.342	135.986	133.024	136.493	139.667
Ice cream and frozen dessert mfg.....	31152		12/03	172.758	173.060	173.190	173.429	173.290
Ice cream and frozen dessert manufacturing.....	311520		06/83	277.585	278.070	278.279	278.664	278.440
Primary products.....		311520-P	06/83	281.078	281.573	281.842	282.238	282.001
Ice cream and frozen dessert manufacturing.....		311520-0	06/83	281.078	281.573	281.842	282.238	282.001
Ice cream, incl. custards (excl. lowfat and nonfat) shipped in bulk (containers 3 gal or more).....		311520-01	06/83	283.853	284.913	283.689	282.890	285.755
Ice cream, incl. custards (excl. lowfat and nonfat) shipped in sizes less than 3 gallons.....		311520-02	06/83	279.855	280.536	281.386	281.423	280.634
Ice cream, including custards (excluding lowfat and nonfat), novelty forms.....		311520-03	06/92	212.919	212.694	212.504	213.390	213.768
Ice cream, including custards, lowfat and nonfat.....		311520-04	12/98	160.835	161.402	161.407	161.493	160.562
Frozen desserts containing fats other than butterfat (incl. soy, rice, almond, oats, etc.).....		311520-06	12/22	105.393	105.291	105.282	105.291	106.765
Other frozen desserts (yogurt, sherbet, water ices, mellorine, frozen pudding, gelato, etc.).....		311520-09	12/98	211.892	212.776	212.436	213.238	212.802
Secondary products and miscellaneous receipts.....		311520-SM						
Miscellaneous receipts.....		311520-M	06/83	321.055	322.110	319.878	320.862	320.862
Secondary products.....		311520-S	06/83	191.625	191.827	191.078	191.153	191.190
Animal slaughtering & processing.....	31161		12/84	218.706	222.886	217.604	219.742	230.303
Animal, except poultry, slaughtering.....	311611		12/80	248.715	262.717	252.654	253.074	258.009
Primary products.....		311611-P	12/80	244.592	258.460	248.513	248.930	253.852
Pork, fresh/frozen, unprocessed, all cuts, except sausage, made in slaughtering plants.....		311611-A	12/80	134.009	182.397	169.377	161.059	160.037
Pork, processed or cured, not canned or made into sausage, made in slaughtering plants.....		311611-G	12/80	266.106	271.894	266.894	250.575	274.764
Fresh and processed sausage, deli, and cooked meats, made in slaughtering plants.....		311611-J	12/80	314.924	318.387	309.909	303.915	306.873

See footnotes at end of table.

Table 11. Producer price indexes for net output of selected industries and their products, not seasonally adjusted — Continued
 [March 2024]

Title ¹	Industry code	Product code	Index base	Unadjusted index ²				
				Nov. 2023	Dec. 2023 ^P	Jan. 2024 ^P	Feb. 2024 ^P	Mar. 2024 ^P
Animal, except poultry, slaughtering - Continued								
Hides, skins, and pelts, made in slaughtering plants.....		311611-Q	12/80	87.631	86.776	89.439	82.371	81.743
Miscellaneous byproducts of slaughtering plants.....		311611-R	12/80	559.416	534.810	517.037	513.989	519.964
Beef, fresh or frozen, not canned or made into sausage, made in slaughtering plants.....		311611-1	12/80	290.148	288.900	279.994	287.699	295.280
Beef, fresh/frozen whole/half carcass, not canned or made into sausage, misp..		311611-10	12/80	293.927	274.946	289.746	306.245	309.140
Beef, fresh/frozen variety meats, not canned or made into sausage, made in slaughtering plants.....		311611-16	12/80	294.216	290.467	294.659	303.107	311.490
Beef, fresh/frozen, primal and subprimal cuts, made in slaughtering plants.....		311611-17	12/95	259.755	260.267	249.480	255.615	262.756
Lamb/mutton, fresh or frozen, not canned or made into sausage, made in slaughtering plants.....		311611-7	12/95	316.562	317.331	317.575	323.757	327.679
Secondary products and miscellaneous receipts.....		311611-SM						
Secondary products.....		311611-S	12/80	160.420	161.988	159.211	159.137	156.772
Meat processed from carcasses.....	311612		12/82	231.001	225.311	219.352	220.950	227.011
Primary products.....		311612-P	12/82	224.684	219.060	213.135	214.780	220.675
Other processed, frozen, or cooked meats, made from purchased carcasses.....		311612-A	12/82	223.597	216.128	208.106	213.932	220.281
Boxed meat (beef, pork, lamb, etc.), made from purchased carcasses.....		311612-A1	06/08	140.028	136.567	133.421	135.213	138.854
Frozen ground meat patties and other processed, frozen, or cooked meats, mfpc.....		311612-A5	09/16	130.839	126.082	120.791	124.790	128.612
Pork, processed or cured, not canned or made into sausage, mfpc.....		311612-1	12/82	175.360	168.407	165.153	164.471	168.896
Pork, sweet-pickled, dry-cured, or dry salt, not canned or made into sausage, mfpc.....		311612-11	09/16	126.508	126.675	126.946	125.890	125.845
Smoked hams and picnics, excluding canned, made from purchased carcasses.....		311612-12	06/08	159.505	162.136	159.683	151.077	143.890
Smoked slab bacon, made from purchased carcasses.....		311612-13	09/16	127.711	119.782	115.662	113.856	117.654
Smoked sliced bacon, made from purchased carcasses.....		311612-14	06/08	159.222	153.228	147.831	152.809	166.660
Other smoked pork, not canned or made into sausage, made from purchased carcasses.....		311612-15	06/08	155.385	154.559	155.122	153.140	155.009
Boiled ham, barbecue pork, and other cooked pork, except canned meats and sausage, mfpc.....		311612-16	06/08	138.750	113.035	113.069	113.067	113.074
Sausage and similar products, excluding canned, made from purchased carcasses.....		311612-4	12/82	254.423	253.487	248.139	244.646	252.276
Fresh sausage (pork sausage, breakfast links, etc.), excluding canned, mfpc....		311612-41	12/82	301.991	307.843	291.915	294.419	308.574
Dry or semidry sausage (salami, cervelat, pepperoni, summer sausage, pork roll, etc), mfpc.....		311612-42	12/82	238.712	230.840	228.948	218.994	228.795
Frankfurters, including wieners, excluding canned, made from purchased carcasses.....		311612-43	12/82	277.921	276.757	274.886	273.094	274.958
Other sausage (smoked or cooked) & jellied goods & similar preparations, excluding canned, mfpc.....		311612-44	12/82	224.841	226.695	226.060	224.094	224.742
Secondary products and miscellaneous receipts.....		311612-SM						
Secondary products.....		311612-S	12/82	237.413	233.941	231.667	230.151	236.899
Rendering and meat byproduct processing.....	311613		12/82	349.259	332.858	306.864	288.310	286.392
Primary products.....		311613-P	12/82	336.184	320.396	295.376	278.610	276.555
Lard, inedible tallow, and other greases, excluding wool grease.....		311613-2	12/82	398.611	375.667	351.786	339.370	327.872
Animal and marine feed and fertilizer byproducts.....		311613-5	12/82	275.840	264.490	241.763	225.172	226.927
Meat and bone meal.....		311613-51	12/82	212.985	197.476	167.307	146.818	155.979
Animal and marine feed and fertilizer byproducts, except meat and bone meal..		311613-52	12/82	362.065	357.209	346.166	335.820	326.503
Secondary products and miscellaneous receipts.....		311613-SM						
Poultry processing.....	311615		12/81	173.542	174.618	176.396	182.090	203.584
Primary products.....		311615-P	12/81	177.198	178.243	180.145	186.037	208.187
Processed poultry and small game (except soups), containing 20 percent or more poultry or meat.....		311615-D	12/81	132.148	128.493	125.823	135.411	150.520
Young chickens, including bulk, chilled, frozen, whole, and in parts.....		311615-1	12/81	202.684	208.476	212.540	219.991	252.747
Turkeys (including frozen, whole, and parts).....		311615-7	12/81	188.420	183.325	191.218	182.663	182.907
Other poultry and small game (including frozen), whole, and parts.....		311615-9	12/90	305.583	315.336	312.792	298.040	298.040
Secondary products and miscellaneous receipts.....		311615-SM						
Secondary products.....		311615-S	12/81	35.626	37.480	35.177	33.960	32.238
Seafood product preparation & packaging.....	3117		12/03	186.560	185.193	185.605	186.542	187.826
Seafood product preparation and packaging.....	31171		12/03	186.560	185.193	185.605	186.542	187.826
Seafood product preparation and packaging.....	311710		12/11	130.599	129.642	129.930	130.586	131.485
Primary products.....		311710-P	12/11	130.199	129.227	129.519	130.183	131.106
Prepared frozen shellfish.....		311710-3	12/96	163.826	165.000	166.368	166.742	166.561
Prepared fresh fish/seafood, inc. surimi/surimi-based products.....		311710-6	12/82	419.737	414.001	417.733	420.621	419.193
Prepared frozen fish.....		311710-7	12/82	301.692	297.666	297.524	299.663	302.391
Other prepared fresh and frozen seafood.....		311710-9	12/96	230.576	230.840	229.865	230.445	242.174
Secondary products and miscellaneous receipts.....		311710-SM						
Secondary products.....		311710-S	12/82	178.135	178.244	-	-	-
Bakeries & tortilla mfg.....	3118		12/03	188.886	188.720	189.615	189.610	189.706
Bread & bakery product mfg.....	31181		12/03	202.159	201.906	203.279	203.175	203.260

See footnotes at end of table.

Table 11. Producer price indexes for net output of selected industries and their products, not seasonally adjusted — Continued
 [March 2024]

Title ¹	Industry code	Product code	Index base	Unadjusted index ²				
				Nov. 2023	Dec. 2023 ^P	Jan. 2024 ^P	Feb. 2024 ^P	Mar. 2024 ^P
Retail bakeries.....	311811		12/03	231.961	232.344	234.873	235.497	235.497
Primary products.....		311811-P	12/99	256.283	256.711	258.635	259.449	259.449
Retail bakery products.....		311811-0	12/99	256.283	256.711	258.635	259.449	259.449
Secondary products and miscellaneous receipts.....		311811-SM						
Miscellaneous receipts.....		311811-M	06/07	235.169	235.169	236.625	236.625	236.625
Commercial bakeries.....	311812		06/80	453.534	453.648	453.663	453.583	454.027
Primary products.....		311812-P	06/80	448.683	448.809	448.826	448.794	449.568
Bread (white, wheat, rye, etc.), including frozen.....		311812-1	06/80	451.574	452.333	451.356	452.463	453.500
White pan bread.....		311812-15	12/11	144.177	144.491	144.121	144.720	144.649
White hearth bread (French, Italian, etc.).....		311812-16	12/11	145.519	145.528	145.661	146.457	146.487
Dark wheat breads (whole wheat, cracked wheat, multigrain, etc.).....		311812-17	12/11	143.348	143.557	143.743	143.727	144.584
Other variety breads (rye, unleavened, raisin, potato, self-rising, salt-free, canned, etc.).....		311812-18	12/11	130.831	131.081	130.254	130.217	130.940
Rolls, bread-type (including muffins, bagels, and croissants), including frozen.....		311812-5	06/80	421.277	420.527	420.707	422.087	421.791
Rolls, hamburger and wiener.....		311812-51	12/11	132.974	132.997	132.979	133.584	133.379
All other rolls, bread-type (incl. muffins, bagels, and croissants).....		311812-59	12/11	153.569	153.046	153.184	153.524	153.523
Soft cakes, excluding frozen.....		311812-7	06/80	493.753	494.654	497.373	491.772	493.269
Pies (fruit, cream, and custard), excluding frozen.....		311812-8	06/80	523.180	524.179	525.178	513.118	516.333
Other sweet goods, excluding frozen.....		311812-9	06/80	462.619	462.915	462.909	460.748	463.395
Secondary products and miscellaneous receipts.....		311812-SM						
Secondary products.....		311812-S	06/80	411.945	411.945	412.002	411.344	408.118
Frozen cakes and other pastries manufacturing.....	311813		06/91	242.229	239.400	249.333	248.165	247.593
Primary products.....		311813-P	12/82	349.506	344.783	357.402	355.051	354.385
Frozen cakes, pies, and other pastries.....		311813-0	12/82	349.506	344.783	357.402	355.051	354.385
Secondary products and miscellaneous receipts.....		311813-SM						
Secondary products.....		311813-S	06/91	194.283	195.176	211.655	214.001	212.754
Cookie, cracker & pasta mfg.....	31182		12/03	167.028	167.096	166.697	166.849	166.829
Cookie and cracker manufacturing.....	311821		06/83	263.266	263.266	263.324	263.375	263.375
Primary products.....		311821-P	06/83	261.199	261.199	261.265	261.322	261.322
Crackers, biscuits, and related products.....		311821-2	06/83	252.004	252.004	252.083	252.083	252.083
Saltines and all other crackers, cracker meal and crumbs, and biscuits.....		311821-24	01/12	101.345	101.345	101.377	101.377	101.377
Cookies, wafers, and ice cream cones and cups (excluding frozen).....		311821-4	06/83	266.315	266.315	266.370	266.468	266.468
Secondary products and miscellaneous receipts.....		311821-SM						
Secondary products.....		311821-S	06/83	278.731	278.731	278.731	278.731	278.731
Dry pasta, dough, and flour mixes manufacturing from purchased flour.....	311824		06/85	257.486	257.672	256.541	256.915	256.859
Primary products.....		311824-P	12/11	136.162	136.267	135.543	135.624	135.454
Prepared flour mixes (incl refrigerated & frozen doughs & batters) made from purchased flour.....		311824-1	06/85	241.304	241.584	241.900	242.779	242.325
Flour mixes (refrigerated & frozen doughs & batters), ex cake mixes, made from purchased flour.....		311824-12	06/85	237.465	237.757	238.086	239.025	238.552
Dry macaroni, spaghetti and egg noodle products (excluding canned or frozen).....		311824-3	06/85	285.838	285.838	280.568	279.015	279.015
Secondary products and miscellaneous receipts.....		311824-SM						
Secondary products.....		311824-S	06/85	329.398	329.295	329.125	329.118	329.152
Tortilla mfg.....	31183		12/03	180.275	179.599	183.379	183.475	184.345
Tortilla manufacturing.....	311830		12/03	180.277	179.601	183.381	183.477	184.347
Primary products.....		311830-P	06/91	221.259	220.358	225.279	225.279	225.279
Tortillas, sold in bulk or packages, excluding frozen or canned.....		311830-0	06/91	221.259	220.358	225.279	225.279	225.279
Secondary products and miscellaneous receipts.....		311830-SM						
Miscellaneous receipts.....		311830-M	12/03	138.409	138.409	137.611	137.611	137.611
Secondary products.....		311830-S	12/03	181.711	182.263	181.843	184.302	206.630
Other food manufacturing.....	3119		12/03	177.392	177.758	177.989	181.491	183.113
Snack food mfg.....	31191		12/03	186.026	186.384	186.807	189.832	199.733
Roasted nuts and peanut butter manufacturing.....	311911		12/03	148.219	149.115	150.213	150.078	154.048
Primary products.....		311911-P	12/03	147.774	149.042	150.178	150.017	154.130
Nuts and seeds (salted, roasted, cooked, or blanched).....		311911-1	06/91	187.010	187.919	189.873	189.880	195.717
Nuts (salted, roasted, cooked, or blanched), sold in bulk.....		311911-11	06/91	154.290	155.200	157.070	157.012	162.401
Canned nuts (salted, roasted, cooked, or blanched).....		311911-12	06/91	153.909	154.505	151.976	153.971	152.257
All other packaged nuts, including all types of seeds (salted, roasted, cooked, or blanched).....		311911-13	06/91	255.956	253.593	253.526	253.449	253.259
Peanut butter.....		311911-4	12/85	232.546	241.293	238.070	235.769	236.111
Secondary products and miscellaneous receipts.....		311911-SM						
Secondary products.....		311911-S	06/91	165.692	165.692	165.692	165.730	165.452
Other snack food manufacturing.....	311919		06/91	258.241	258.241	258.241	264.399	281.138
Primary products.....		311919-P	12/85	294.470	294.470	294.470	299.596	319.076
Potato chips and sticks, plain and flavored.....		311919-1	12/85	285.668	285.668	285.668	289.090	296.415
Corn chips and related products.....		311919-4	12/85	284.967	284.967	284.967	289.752	332.856

See footnotes at end of table.

Table 11. Producer price indexes for net output of selected industries and their products, not seasonally adjusted — Continued
 [March 2024]

Title ¹	Industry code	Product code	Index base	Unadjusted index ²				
				Nov. 2023	Dec. 2023 ^P	Jan. 2024 ^P	Feb. 2024 ^P	Mar. 2024 ^P
Other snack food manufacturing - Continued								
Other chips, sticks (hard pretzels, bacon rinds, popcorn (except candied), etc.) . . .		311919-7	12/03	206.126	206.126	206.126	211.396	215.630
Secondary products and miscellaneous receipts		311919-SM						
Coffee & tea mfg.	31192		12/03	187.853	188.353	187.998	187.397	187.888
Coffee and tea manufacturing	311920		06/81	262.679	263.377	262.882	262.041	262.728
Primary products		311920-P	06/81	247.905	248.567	248.098	247.300	247.951
Roasted coffee		311920-1	06/81	262.468	263.147	262.572	262.008	262.793
Coffee, concentrated, including coffee substitutes		311920-5	06/81	212.457	212.457	212.457	212.457	212.457
Tea in consumer packages		311920-7	12/85	184.993	185.753	185.814	183.272	183.272
Secondary products and miscellaneous receipts		311920-SM						
Miscellaneous receipts		311920-M	12/00	220.466	220.466	220.466	220.466	220.466
Flavoring syrup & concentrate mfg.	31193		12/03	161.459	161.459	162.747	162.752	162.734
Flavoring syrup and concentrate manufacturing	311930		12/85	239.581	239.581	241.466	241.472	241.448
Primary products		311930-P	12/85	250.302	250.302	251.677	251.677	251.677
Liquid beverage bases, excluding use by soft drink bottlers		311930-1	12/85	307.272	307.272	282.561	282.561	282.561
Soft drink flavoring syrup, sold in bulk		311930-6	05/15	138.940	138.940	147.068	147.068	147.068
Other flavoring agents (except chocolate syrups)		311930-8	12/85	161.663	161.663	164.429	164.429	164.429
Secondary products and miscellaneous receipts		311930-SM						
Secondary products		311930-S	06/07	169.494	169.494	177.627	178.084	—
Seasoning & dressing mfg.	31194		12/03	195.336	195.419	196.085	196.954	196.921
Mayonnaise, dressing, and sauce manufacturing	311941		12/03	187.755	187.877	188.089	188.619	188.367
Primary products		311941-P	06/81	339.048	339.292	339.867	340.858	340.866
Vinegar and cider		311941-1	12/85	185.305	185.305	185.305	185.305	185.305
Prepared sauces, excluding tomato-based sauces and sauces comprised of 20 percent or more meat		311941-4	06/81	281.990	282.398	283.657	284.690	284.690
Mayonnaise, salad dressings, and sandwich spreads		311941-7	06/81	341.087	341.087	340.688	341.517	341.534
Spoon-type salad dressing incl. mayonnaise, sandwich spreads, refrigerated dressings, semisolid		311941-75	06/07	184.281	184.281	183.927	184.662	184.662
Pourable-type salad dressing (reduced calorie, cheese, vinegar and oil, etc.)		311941-76	06/07	161.237	161.237	161.237	161.237	161.259
Secondary products and miscellaneous receipts		311941-SM						
Miscellaneous receipts		311941-M	06/94	150.332	150.332	150.332	150.332	150.332
Secondary products		311941-S	06/81	285.228	285.228	284.018	284.600	280.437
Spice and extract manufacturing	311942		12/03	194.995	195.028	196.210	197.444	197.672
Primary products		311942-P	12/03	197.095	197.139	198.379	199.677	199.782
Table salt (evaporated), pepper (white and black), and other spices		311942-1	06/85	265.214	265.406	266.219	271.931	273.286
Pepper and other spices in commercial sizes (1 lb or more)		311942-16	05/17	110.915	110.915	112.141	112.141	114.184
Flavoring extracts, emulsions, liquid flavors, and food colorings		311942-6	12/85	363.458	363.458	369.147	369.147	369.147
Dry mix food preparations		311942-7	06/91	167.569	167.569	167.878	167.878	167.446
Secondary products and miscellaneous receipts		311942-SM						
Secondary products		311942-S	12/03	162.631	162.429	—	—	—
All other food mfg.	31199		12/03	160.542	161.191	160.749	169.740	163.734
Perishable prepared food manufacturing	311991		12/03	146.691	146.829	146.584	147.048	147.607
Primary products		311991-P	12/85	210.189	210.396	210.033	210.713	211.547
Perishable prepared foods		311991-0	12/85	210.189	210.396	210.033	210.713	211.547
Secondary products and miscellaneous receipts		311991-SM						
Miscellaneous receipts		311991-M	12/03	233.382	233.382	233.382	233.360	233.360
All other miscellaneous food manufacturing	311999		12/03	164.567	165.712	165.048	183.974	170.265
Primary products		311999-P	12/03	161.713	161.717	160.885	180.491	166.519
All other miscellaneous manufactured foods		311999-0	12/03	161.713	161.717	160.885	180.491	166.519
Secondary products and miscellaneous receipts		311999-SM						
Beverage & tobacco mfg.	312		12/03	201.635	201.089	203.908	206.953	207.190
Beverage mfg.	3121		12/84	234.829	233.809	237.961	240.462	240.857
Soft drink & ice mfg.	31211		12/03	183.709	181.955	187.911	191.972	192.438
Soft drink manufacturing	312111		06/81	305.650	301.834	312.947	321.182	322.192
Primary products		312111-P	06/81	314.627	310.555	322.068	330.768	331.936
Soft drinks, non-carbonated		312111-A	12/00	194.303	176.697	186.663	193.949	194.437
Soft drinks, non-carbonated, fruit drinks, cocktails, and ades		312111-A4	12/11	146.648	126.355	135.974	139.632	138.378
Soft drinks, non-carbonated, iced tea and other types		312111-A9	06/07	136.138	136.709	139.828	146.335	147.726
Soft drinks, energy and sport		312111-B	01/24	—	—	100.000	103.329	105.562
Soft drinks, carbonated, bottled, canned, glass, plastic		312111-2	12/11	164.320	167.720	172.687	176.292	175.611
Secondary products and miscellaneous receipts		312111-SM						
Miscellaneous receipts		312111-M	06/81	226.387	226.788	234.696	247.704	244.596
Secondary products		312111-S	06/81	326.461	326.822	335.867	—	—
Bottled water manufacturing	312112		12/03	115.206	116.014	117.576	116.899	116.627

See footnotes at end of table.

Table 11. Producer price indexes for net output of selected industries and their products, not seasonally adjusted — Continued
 [March 2024]

Title ¹	Industry code	Product code	Index base	Unadjusted index ²				
				Nov. 2023	Dec. 2023 ^P	Jan. 2024 ^P	Feb. 2024 ^P	Mar. 2024 ^P
Bottled water manufacturing - Continued								
Primary products.....		312112-P	12/03	113.749	114.551	116.100	115.429	115.157
Bottled water.....		312112-0	12/00	111.686	112.473	113.994	113.335	113.068
Secondary products and miscellaneous receipts.....		312112-SM						
Ice manufacturing.....	312113		12/85	302.947	304.761	300.560	300.861	301.960
Primary products.....		312113-P	12/85	291.096	292.871	288.761	289.056	289.056
Ice, manufactured (cubed, crushed, etc.), including can or block.....		312113-0	12/03	195.015	196.204	193.450	193.648	193.648
Secondary products and miscellaneous receipts.....		312113-SM						
Miscellaneous receipts.....		312113-M	08/98	221.191	221.191	221.191	221.191	233.798
Breweries.....	31212		12/03	155.037	154.901	156.320	156.337	156.468
Breweries.....	312120		06/82	232.575	232.371	234.499	234.524	234.722
Primary products.....		312120-P	06/82	230.280	230.046	232.451	232.479	232.699
Canned beer and ale case goods.....		312120-1	06/82	238.629	238.427	239.289	239.061	239.801
Bottled beer and ale case goods.....		312120-5	06/82	201.280	200.393	201.378	201.369	201.592
Beer and ale in barrels and kegs.....		312120-7	06/82	319.595	319.701	323.336	323.638	323.380
All other malt beverages and brewing products.....		312120-9	06/82	180.349	180.432	194.064	194.480	194.170
Secondary products and miscellaneous receipts.....		312120-SM						
Miscellaneous receipts.....		312120-M	12/02	166.799	166.799	166.799	166.799	166.799
Wineries.....	31213		12/03	147.420	147.783	147.613	147.554	147.788
Wineries.....	312130		12/83	204.891	205.394	205.165	205.076	205.401
Primary products.....		312130-P	12/83	210.132	210.666	210.297	210.342	210.686
Wines, brandy, and brandy spirits.....		312130-0	12/98	150.046	150.427	150.164	150.196	150.442
Wines, white, red, and rose grape, and other fruits, 14 percent or less alcohol.....		312130-08	12/11	117.163	117.361	117.162	117.197	117.604
Wines, white grape, 14 percent or less alcohol content.....		312130-0811	12/83	172.939	173.028	172.885	172.798	173.288
Wines, red grape, 14 percent or less alcohol content.....		312130-0821	12/83	221.206	221.706	221.102	221.303	222.164
Wines, rose grape and other fruits and berries, 14 percent or less alcohol.....		312130-0831	12/11	142.449	144.183	144.233	144.787	145.854
Wines, dessert, effervescent, and wine coolers.....		312130-09	12/11	131.487	132.598	132.368	132.448	125.719
All other wines, brandy, and brandy spirits.....		312130-0B	06/06	162.713	164.230	163.834	163.653	165.601
Secondary products and miscellaneous receipts.....		312130-SM						
Miscellaneous receipts.....		312130-M	12/91	173.750	173.750	176.848	173.417	173.417
Distilleries.....	31214		12/03	110.336	110.351	110.351	110.524	110.477
Distilleries.....	312140		06/83	181.578	181.599	181.599	181.876	181.810
Primary products.....		312140-P	06/83	176.581	176.581	176.581	176.804	176.800
Distilled liquor, excluding brandy.....		312140-2	07/98	82.626	82.626	82.626	82.576	82.576
Distilled whiskey, all other distilled liquor, excluding brandy.....		312140-22	12/11	124.832	124.832	124.832	124.757	124.757
Bottled liquor, excluding brandy.....		312140-5	06/83	200.240	200.240	200.240	200.821	200.813
Bottled whiskey.....		312140-5B	06/12	102.600	102.600	102.600	102.600	102.600
Bottled gin, vodka, rum, cordials, cocktails, and similiar compounds.....		312140-5C	06/12	105.059	105.059	105.059	105.861	105.851
Secondary products and miscellaneous receipts.....		312140-SM						
Miscellaneous receipts.....		312140-M	08/83	204.603	204.603	204.603	213.314	204.603
Secondary products.....		312140-S	12/97	-	-	-	-	100.881
Tobacco mfg.....	3122		12/84	1,120.541	1,120.595	1,129.293	1,154.584	1,154.953
Tobacco manufacturing.....	31223		12/82	1,226.809	1,226.868	1,236.391	1,264.081	1,264.484
Tobacco manufacturing.....	312230		12/11	204.426	204.436	206.023	210.637	210.704
Primary products.....		312230-P	12/11	209.879	209.890	211.500	216.248	216.317
Tobacco stemming and redrying.....		312230-0	06/84	118.942	119.206	119.690	119.690	121.491
Tobacco, unstemmed leaf, redried before packing.....		312230-01	12/03	122.141	122.629	123.152	123.152	126.483
Tobacco, stemmed.....		312230-04	06/84	107.210	107.210	107.619	107.619	107.619
Cigarettes, excluding electronic.....		312230-1	12/82	1,362.878	1,362.878	1,373.795	1,409.352	1,409.352
Other tobacco products.....		312230-9	12/03	238.082	238.082	239.508	240.178	240.178
Cigars.....		312230-91	12/82	657.856	657.856	657.951	657.951	657.951
Chewing and smoking tobacco.....		312230-94	12/82	983.327	983.327	990.899	994.472	994.472
Secondary products and miscellaneous receipts.....		312230-SM						
Textile mills.....	313		12/03	168.755	169.049	169.279	169.065	169.572
Fiber, yarn, and thread mills.....	3131		12/84	167.825	168.156	168.790	168.270	170.001
Fiber, yarn, and thread mills.....	31311		12/84	167.825	168.156	168.790	168.270	170.001
Fiber, yarn, and thread mills.....	313110		12/11	116.838	117.069	117.510	117.148	118.353
Primary products.....		313110-P	12/11	116.775	117.005	117.446	117.084	118.289
Spun yarns.....		313110-4	12/82	152.796	152.796	152.796	152.502	155.635
Cotton spun yarns.....		313110-42	05/22	81.023	81.023	81.023	81.023	83.177
Rayon, acetate, and lyocell spun yarns.....		313110-45	12/82	179.885	179.885	179.885	179.885	179.885
Noncellulosic fiber and other natural fiber (excluding cotton and wool) spun yarns.....		313110-47	12/96	144.276	144.276	144.276	142.306	142.306

See footnotes at end of table.

Table 11. Producer price indexes for net output of selected industries and their products, not seasonally adjusted — Continued
 [March 2024]

Title ¹	Industry code	Product code	Index base	Unadjusted index ²				
				Nov. 2023	Dec. 2023 ^P	Jan. 2024 ^P	Feb. 2024 ^P	Mar. 2024 ^P
Fiber, yarn, and thread mills - Continued								
Other noncellulosic fiber & other natural fiber yarns, spun & finished in the same est.....		313110-475	12/11	125.987	125.987	125.987	122.081	122.081
Textured and twisted yarns.....		313110-6	12/82	200.617	201.459	203.070	202.163	202.152
Textured/cripped/bulked filament yarns, incl. stretch yarn, made from purchased filament yarn.....		313110-6H	12/82	218.030	219.037	220.965	219.869	219.720
Fabric mills.....	3132		12/03	162.110	162.270	162.474	162.568	162.633
Broadwoven fabric mills.....	31321		12/03	162.673	162.903	163.200	163.497	163.445
Broadwoven fabric mills.....	313210		12/03	162.624	162.853	163.150	163.447	163.395
Primary products.....		313210-P	12/03	161.142	161.379	161.686	161.992	161.939
Fabricated textile products, made in weaving mills.....		313210-W	12/06	139.394	139.154	139.884	149.329	145.216
Cotton broadwoven fabrics.....		313210-4	09/21	120.711	120.726	121.391	120.428	120.991
Manmade, silk, and other natural fiber (excluding cotton and wool) broadwoven fabrics.....		313210-8	09/21	110.413	110.697	110.720	110.765	110.741
Greige manmade, silk, and other natural fiber (exc cotton/wool) broadwoven fabrics.....		313210-81	06/11	120.019	120.449	120.315	120.318	120.281
Finished manmade, silk, & natural fiber (exc cotton/wool) broadwoven, finished in weaving mills.....		313210-83	06/81	186.549	186.549	187.211	187.471	187.471
Secondary products and miscellaneous receipts.....		313210-SM						
Narrow fabric mills and schiffli embroidery.....	31322		06/84	244.784	247.967	249.485	249.436	249.741
Narrow fabric mills and schiffli embroidery.....	313220		06/84	248.166	251.394	252.932	252.882	253.192
Primary products.....		313220-P	06/84	250.546	253.760	255.336	255.284	255.600
Woven narrow fabrics (12 inches or less in width).....		313220-2	06/84	239.258	243.800	245.966	245.895	245.895
Braided narrow fabrics (12 inches or less in width).....		313220-4	06/84	365.619	364.607	364.618	364.618	368.222
Secondary products and miscellaneous receipts.....		313220-SM						
Secondary products.....		313220-S	06/84	281.480	283.417	283.544	283.648	283.774
Nonwoven fabric mills.....	31323		12/03	150.782	150.652	150.709	150.704	150.826
Nonwoven fabric mills.....	313230		12/85	180.081	179.927	179.994	179.988	180.134
Primary products.....		313230-P	12/85	185.486	185.325	185.395	185.389	185.539
Nonwoven fabrics.....		313230-1	12/85	188.227	188.066	188.139	188.108	188.260
Pressed, punched, or needled felts, excluding hats.....		313230-5	12/85	164.210	164.053	164.053	164.531	164.656
Secondary products and miscellaneous receipts.....		313230-SM1						
Knit fabric mills.....	31324		12/03	165.695	165.859	165.993	166.118	166.080
Knit fabric mills.....	313240		12/11	139.348	139.486	139.599	139.704	139.673
Primary products.....		313240-P	12/11	135.983	136.120	136.233	136.338	136.306
Weft (circular) knit fabrics.....		313240-2	06/81	160.664	160.994	160.994	161.167	161.126
Weft (circular) knit fabrics, greige goods (excluding hosiery).....		313240-21	06/81	160.526	160.526	160.526	160.526	160.526
Weft (circular) knit fabrics, knit and finished in the same establishment (excl hosiery).....		313240-23	12/94	161.597	162.120	162.120	162.393	162.328
Other knit fabrics and laces.....		313240-4	06/81	180.643	180.643	180.937	181.024	180.986
Warp knit fabrics, greige goods (excluding hosiery).....		313240-41	06/81	230.177	230.177	230.177	230.177	229.048
Warp knit fabrics, knit and finished in same establishment.....		313240-43	12/03	150.258	150.258	150.738	150.874	151.384
Secondary products and miscellaneous receipts.....		313240-SM1						
Textile and fabric finishing mills.....	3133		12/03	189.325	189.870	189.812	189.231	189.590
Textile and fabric finishing mills.....	31331		12/03	188.616	189.325	188.991	188.349	188.782
Textile and fabric finishing mills.....	313310		12/11	148.905	149.463	149.200	148.694	149.035
Primary products.....		313310-P	12/11	150.087	150.671	150.396	149.867	150.224
Textile and fabric finishing, except broadwoven.....		313310-B	12/03	158.025	158.306	158.025	153.947	151.491
Finished broadwoven fabrics, finished in finishing mills.....		313310-4	12/03	206.380	207.330	206.947	207.770	209.509
Commission finishing of cotton broadwoven fabrics.....		313310-43	06/84	314.874	314.885	314.885	314.885	314.885
Other finished broadwoven fabrics (excl. cotton and wool), finished in finishing mills.....		313310-45	06/84	265.296	269.617	267.896	270.750	276.775
Other commission finishing of broadwoven fabrics (excl. cotton & wool).....		313310-47	06/84	304.082	304.037	304.037	304.037	304.037
Secondary products and miscellaneous receipts.....		313310-SM						
Fabric coating mills.....	31332		12/03	197.448	197.649	198.201	197.736	197.944
Fabric coating mills.....	313320		06/85	278.822	279.106	279.884	279.228	279.522
Primary products.....		313320-P	06/85	271.916	272.193	272.956	272.313	272.601
Vinyl coated fabrics, including expanded vinyl coated.....		313320-1	06/85	265.166	264.774	264.958	264.238	264.289
Rubber coated fabrics, garments, and footwear.....		313320-4	12/03	218.796	218.796	226.126	226.126	226.126
Coated or laminated fabrics and coated yarns, incl. impregnated fabrics.....		313320-5	06/06	162.420	162.777	162.777	162.371	162.623
Secondary products and miscellaneous receipts.....		313320-SM						
Secondary products.....		313320-S	06/85	215.034	215.409	215.876	215.434	215.715
Textile product mills.....	314		12/03	159.121	158.755	160.451	158.941	159.106
Textile furnishings mills.....	3141		12/03	153.406	152.985	154.759	152.382	152.342

See footnotes at end of table.

Table 11. Producer price indexes for net output of selected industries and their products, not seasonally adjusted — Continued
 [March 2024]

Title ¹	Industry code	Product code	Index base	Unadjusted index ²				
				Nov. 2023	Dec. 2023 ^P	Jan. 2024 ^P	Feb. 2024 ^P	Mar. 2024 ^P
Carpet and rug mills.....	31411		12/84	188.277	187.586	190.432	186.308	186.243
Carpet and rug mills.....	314110		06/90	172.309	171.676	174.281	170.507	170.447
Primary products.....		314110-P	06/90	173.663	173.022	175.663	171.843	171.782
Carpet and rugs.....		314110-0	06/90	173.663	173.022	175.663	171.843	171.782
Secondary products and miscellaneous receipts.....		314110-SM						
Curtain and linen mills.....	31412		12/03	157.927	157.914	158.127	158.586	158.587
Curtain and linen mills.....	314120		06/83	184.754	184.738	184.989	185.526	185.527
Primary products.....		314120-P	06/83	182.562	182.544	182.544	183.105	183.105
Curtains and draperies, made from purchased materials.....		314120-1	06/84	225.113	225.113	225.113	227.402	227.402
Other household textile products, made from purchased materials.....		314120-8	06/83	179.713	179.688	179.688	179.688	179.688
Bedspreads, made from purchased materials.....		314120-83	06/83	152.318	152.318	152.318	152.318	152.318
Other household furnishings, made from purchased materials.....		314120-89	06/83	165.258	165.230	165.230	165.230	165.230
Secondary products and miscellaneous receipts.....		314120-SM						
Miscellaneous receipts.....		314120-M	06/83	199.901	199.901	205.970	205.970	205.970
Secondary products.....		314120-S	06/83	249.558	249.655	253.165	253.173	253.249
Other textile product mills.....	3149		12/03	164.726	164.441	166.006	165.721	166.169
Textile bag and canvas mills.....	31491		12/03	169.702	169.845	171.252	171.677	171.723
Textile bag and canvas mills.....	314910		12/11	141.608	141.728	142.902	143.255	143.293
Primary products.....		314910-P	12/11	143.341	143.476	144.577	144.577	144.577
Textile bags.....		314910-1	12/85	214.875	214.875	221.146	221.146	221.146
Duffie bags.....		314910-11	12/02	—	—	—	179.354	179.354
All other textile bags.....		314910-13	12/85	—	—	229.273	229.273	229.273
Canvas and related products.....		314910-5	12/85	369.729	370.132	371.726	371.726	371.726
Secondary products and miscellaneous receipts.....		314910-SM						
Miscellaneous receipts.....		314910-M	12/11	115.661	115.661	115.661	115.661	115.661
Secondary products.....		314910-S	12/11	163.306	163.306	165.716	170.065	170.539
All other textile product mills.....	31499		12/03	161.162	160.670	162.301	161.673	162.313
Rope, twine, tire cord, and tire fabric mills.....	314994		12/11	115.049	114.819	115.703	113.657	114.019
Primary products.....		314994-P	12/11	112.825	112.595	113.434	111.400	111.751
Rope, cordage, and twine.....		314994-4	06/85	290.880	289.628	292.752	292.795	294.708
Tire cord and tire fabrics.....		314994-7	06/84	143.681	143.681	144.323	139.382	139.382
Secondary products and miscellaneous receipts.....		314994-SM						
Miscellaneous receipts.....		314994-M	12/11	151.428	151.389	154.220	153.219	153.888
All other miscellaneous textile product mills.....	314999		12/03	157.723	157.186	158.913	159.045	159.717
Primary products.....		314999-P	12/03	157.847	157.254	158.974	159.022	159.402
Embroideries (excluding Schiffl machine products) and embroidery contractors.....		314999-6	12/11	130.598	130.598	131.094	131.094	131.094
Trimnings and findings, excluding automobile and apparel.....		314999-7	12/03	216.560	202.672	209.305	209.305	226.040
All other miscellaneous fabricated textile products.....		314999-8	12/03	155.181	154.923	156.925	156.996	156.714
Secondary products and miscellaneous receipts.....		314999-SM						
Miscellaneous receipts.....		314999-M	12/03	179.319	178.930	180.352	180.352	180.767
Secondary products.....		314999-S	12/03	138.343	138.343	140.555	141.912	146.645
Apparel manufacturing.....	315		12/03	127.235	127.830	129.127	129.404	130.863
Apparel knitting mills.....	3151		12/84	139.785	139.860	139.860	139.860	139.860
Apparel Knitting Mills.....	31512		12/22	101.378	101.432	101.432	101.432	101.432
Apparel knitting mills.....	315120		12/22	101.378	101.432	101.432	101.432	101.432
Primary products.....		315120-P	12/22	101.393	101.449	101.449	101.449	101.449
Hosiery and socks.....		315120-1	12/10	116.806	116.886	116.886	116.886	116.886
Hosiery and socks.....		315120-10	05/20	107.540	107.614	107.614	107.614	107.614
Other apparel knitting mills.....		315120-2	12/11	117.457	117.457	117.457	—	—
Secondary products and miscellaneous receipts.....		315120-SM						
Cut and sew apparel manufacturing.....	3152		12/03	124.044	124.686	126.318	126.691	128.280
Cut and sew apparel contractors.....	31521		12/03	125.432	127.898	127.898	127.898	134.169
Cut and sew apparel contractors.....	315210		12/11	119.632	121.984	121.984	121.984	127.965
Primary products.....		315210-P	12/11	119.854	122.256	122.256	122.256	128.365
Contract receipts for men's and boys' (including unisex) apparel.....		315210-4	12/03	142.997	149.888	149.888	149.888	153.562
Contract receipts for men's and boys' pants, work apparel, and other outerwear.....		315210-48	06/07	123.826	134.854	134.854	134.854	134.854
Secondary products and miscellaneous receipts.....		315210-SM						
Cut and sew apparel manufacturing (except contractors).....	31525		12/22	100.049	100.082	101.839	102.240	102.279
Cut and sew apparel manufacturing (except contractors).....	315250		12/22	100.058	100.093	101.847	102.248	102.287
Primary products.....		315250-P	12/22	99.985	100.010	101.775	102.186	102.220
Men's and boys' cut and sew apparel manufacturing.....		315250-1	12/11	138.996	138.996	140.333	141.963	141.973

See footnotes at end of table.

Table 11. Producer price indexes for net output of selected industries and their products, not seasonally adjusted — Continued
 [March 2024]

Title ¹	Industry code	Product code	Index base	Unadjusted index ²				
				Nov. 2023	Dec. 2023 ^P	Jan. 2024 ^P	Feb. 2024 ^P	Mar. 2024 ^P
Cut and sew apparel manufacturing (except contractors) - Continued								
Men's and boys' nightwear, robes, and underwear, made from purchased fabrics.....		315250-11	12/03	166.100	166.100	166.100	166.100	166.771
Men's and boys' suits, coats, and overcoats, made from purchased fabrics.....		315250-12	12/80	225.145	225.145	225.145	225.752	225.752
Men's and boys' shirts, except work shirts, made from purchased fabrics.....		315250-13	06/83	189.784	189.784	191.735	201.134	201.134
Men's and boys' work clothing, made from purchased fabrics.....		315250-15	12/81	178.677	178.677	178.677	179.022	179.022
Men's and boys' other outerwear, made from purchased fabrics.....		315250-16	12/83	207.364	207.364	219.555	221.186	221.186
Women's, girls', and infants' cut and sew apparel manufacturing.....		315250-2	12/11	104.569	104.617	107.020	107.024	107.085
Women's and girls' lingerie and nightwear, made from purchased fabrics.....		315250-21	12/03	119.242	119.242	119.242	119.242	119.242
Women's and girls' blouses and shirts, made from purchased fabrics.....		315250-22	06/83	169.581	169.581	173.071	173.094	173.094
Women's and girls' dresses, made from purchased fabrics.....		315250-23	12/80	126.886	126.886	132.791	132.791	132.791
Women's and girls' suits, coats, and skirts, made from purchased fabrics.....		315250-24	12/82	129.913	130.392	130.392	130.392	130.392
Women's and girls' other outerwear, made from purchased fabrics.....		315250-25	06/83	109.678	109.768	109.768	109.768	110.023
Other cut and sew apparel manufacturing.....		315250-3	12/22	103.334	103.334	104.823	105.293	105.293
Fur and leather apparel, made from purchased materials.....		315250-31	12/03	207.572	207.572	207.572	209.499	209.499
All other cut and sew apparel, made from purchased materials.....		315250-32	12/03	157.325	157.325	159.924	160.531	160.531
Secondary products and miscellaneous receipts.....		315250-SM						
Miscellaneous receipts.....		315250-M	12/11	128.955	128.955	129.342	129.342	129.342
Secondary products.....		315250-S	12/11	122.520	123.600	126.798	126.803	127.447
Accessories and other apparel manufacturing.....	3159		12/03	163.284	163.284	164.211	164.211	164.211
Accessories and other apparel manufacturing.....	31599		12/03	163.280	163.280	164.208	164.208	164.208
Accessories and other apparel manufacturing.....	315990		12/11	146.892	146.892	147.726	147.726	147.726
Primary products.....		315990-P	12/11	141.917	141.917	142.730	142.730	142.730
All other accessories and apparel.....		315990-B	12/03	140.295	140.295	140.295	140.295	140.295
Leather belts, made from purchased materials.....		315990-BC	06/85	173.027	173.027	173.027	173.027	—
All other apparel accessories, made from purchased materials.....		315990-BE	12/11	140.331	140.331	140.331	140.331	140.331
Hats, caps, and millinery products.....		315990-4	12/90	269.547	269.547	273.281	273.281	273.281
Men's and boys' fabric, straw, and felt hats, made from purchased materials.....		315990-41	12/90	295.809	295.809	298.670	298.670	298.670
Women's, girls', and infants' fabric, straw, and felt hats, made from purchased materials.....		315990-43	12/90	159.903	159.903	159.903	159.903	159.903
Hat bodies and fabric caps, made from purchased materials.....		315990-45	12/90	268.540	268.540	283.344	283.344	283.344
Gloves and mittens, made from purchased materials.....		315990-7	12/03	186.587	186.587	186.587	186.587	186.587
Secondary products and miscellaneous receipts.....		315990-SM						
Miscellaneous receipts.....		315990-M	12/11	158.468	158.468	158.468	158.468	158.468
Secondary products.....		315990-S	12/11	139.498	139.498	141.204	141.204	141.211
Leather and allied product manufacturing.....	316		12/84	203.264	203.351	203.819	205.282	205.540
Leather and hide tanning and finishing.....	3161		06/81	204.322	204.611	205.611	205.875	206.806
Leather and hide tanning and finishing.....	31611		06/81	204.322	204.611	205.611	205.875	206.806
Leather and hide tanning and finishing.....	316110		06/81	204.175	204.464	205.463	205.727	206.657
Primary products.....		316110-P	06/81	200.187	200.472	201.455	201.716	202.632
Finished and unfinished leather.....		316110-1	12/97	109.347	109.520	110.123	110.283	110.844
Tanning or finishing leather owned by others, and furs, dressed and dyed or bleached.....		316110-2	06/11	133.229	133.249	133.249	133.249	133.249
Contract and commission receipts for tanning or finishing leather owned by others.....		316110-21	06/81	208.204	208.241	208.241	208.241	208.241
Secondary products and miscellaneous receipts.....		316110-SM						
Footwear manufacturing.....	3162		12/03	157.929	157.953	158.182	159.786	159.807
Footwear manufacturing.....	31621		12/03	157.929	157.953	158.182	159.786	159.807
Footwear manufacturing.....	316210		12/11	139.601	139.623	139.825	141.240	141.259
Primary products.....		316210-P	12/11	138.382	138.404	138.594	139.902	139.921
Rubber and plastics footwear, including athletic footwear.....		316210-1	12/80	163.947	163.947	163.875	168.506	168.506
Men's footwear (size 6 and larger), excluding athletic.....		316210-2	12/93	204.698	204.754	205.092	207.368	207.418
Women's footwear (size 4 and larger), excluding athletic.....		316210-5	12/93	148.268	148.272	148.660	148.660	148.660
Secondary products and miscellaneous receipts.....		316210-SM						
Miscellaneous receipts.....		316210-M	12/11	167.047	167.047	168.256	175.899	175.899
Other leather product manufacturing.....	3169		12/03	157.880	157.880	158.089	159.409	159.422
Other leather product manufacturing.....	31699		12/03	157.880	157.880	158.090	159.410	159.423
Other leather and allied product manufacturing.....	316990		12/22	105.705	105.705	105.845	106.729	106.738
Primary products.....		316990-P	12/22	105.747	105.747	105.889	106.783	106.792
Women's and children's handbags and purses.....		316990-1	06/06	133.644	133.644	133.644	133.644	133.698
All other leather goods and allied products.....		316990-2	12/11	138.697	138.697	138.932	140.422	140.422
Luggage (including suitcases, travel bags, backpacks, and other types).....		316990-21	12/84	180.420	180.420	180.599	185.303	185.303
Personal leather goods (excluding women's handbags and purses).....		316990-22	06/82	207.371	207.371	207.371	207.371	207.371
Boot and shoe cut stock and findings.....		316990-24	12/06	136.600	136.600	136.600	136.600	136.600
All other miscellaneous leather goods.....		316990-25	12/03	173.694	173.694	174.136	174.136	174.136

See footnotes at end of table.

Table 11. Producer price indexes for net output of selected industries and their products, not seasonally adjusted — Continued
 [March 2024]

Title ¹	Industry code	Product code	Index base	Unadjusted index ²				
				Nov. 2023	Dec. 2023 ^P	Jan. 2024 ^P	Feb. 2024 ^P	Mar. 2024 ^P
Other leather and allied product manufacturing - Continued								
Secondary products and miscellaneous receipts.....		316990-SM						
Miscellaneous receipts.....		316990-M	12/11	154.304	154.304	154.304	154.304	154.304
Wood product manufacturing.....	321		12/03	180.730	181.460	182.096	182.949	183.854
Sawmills and wood preservation.....	3211		12/03	138.654	140.939	143.210	144.701	147.047
Sawmills and wood preservation.....	32111		12/03	138.654	140.939	143.210	144.701	147.047
Sawmills.....	321113		12/80	190.029	193.564	197.779	200.663	204.759
Primary products.....		321113-P	12/03	126.166	128.697	129.705	131.739	134.651
Hardwood lumber, made in sawmills.....		321113-1	12/03	97.145	104.512	104.118	106.016	106.716
Softwood lumber, made in sawmills.....		321113-3	12/03	120.546	120.894	122.572	124.817	129.190
Softwood dressed lumber, less than 2 inches in nominal thickness, not edge worked.....		321113-32	06/12	105.567	106.392	106.813	117.599	126.700
Softwood dressed 2-inch lumber, 2 inches in nominal thickness only, not edge worked.....		321113-33	06/12	128.309	130.744	133.335	136.338	142.826
Softwood dressed lumber and timbers, more than 2 inches in nominal thickness, not edge worked.....		321113-34	06/12	118.531	114.692	118.215	115.039	117.579
Wood chips, excluding field chips.....		321113-5	12/80	144.153	142.605	143.705	144.201	143.835
Wood ties, siding, shingles, and shakes, and contract sawing of logs owned by others.....		321113-7	12/03	189.242	186.142	185.736	182.589	182.589
Secondary products and miscellaneous receipts.....		321113-SM						
Wood preservation.....	321114		06/85	281.702	284.557	284.182	283.288	284.004
Primary products.....		321114-P	06/85	279.266	282.511	282.354	281.151	281.886
Wood poles, piles, and posts owned and treated by the same establishment.....		321114-1	06/85	430.006	436.975	434.528	432.652	434.218
Other wood products owned and treated by the same establishment.....		321114-5	06/85	234.811	236.356	237.751	236.554	236.930
Receipts for treating wood owned by others w/ arsenical chemicals, creosote, & other chemicals.....		321114-9	06/85	223.751	224.436	224.436	225.458	225.458
Secondary products and miscellaneous receipts.....		321114-SM						
Plywood and engineered wood product mfg.....	3212		12/03	177.945	178.619	179.058	178.107	179.231
Plywood and engineered wood product mfg.....	32121		12/03	177.945	178.619	179.058	178.107	179.231
Hardwood veneer and plywood manufacturing.....	321211		06/85	218.113	218.316	218.156	216.815	217.077
Primary products.....		321211-P	06/85	228.034	228.173	227.852	226.101	226.327
Hardwood veneer, including veneer backed with paper, cloth, or other flexible material.....		321211-1	12/03	136.853	137.439	137.136	136.402	136.384
Hardwood plywood.....		321211-4	12/12	146.737	146.737	145.989	144.406	145.127
Hardwood veneered panels, including two-ply veneers.....		321211-7	06/85	235.501	233.568	235.313	233.356	232.638
Secondary products and miscellaneous receipts.....		321211-SM						
Softwood veneer and plywood manufacturing.....	321212		12/80	250.480	250.856	252.514	247.791	250.098
Primary products.....		321212-P	12/80	264.350	264.804	266.643	261.325	263.926
Softwood veneer, incl. veneer backed w/ paper, cloth, or other flexible material.....		321212-1	12/80	186.267	184.102	183.200	182.872	187.911
Softwood plywood products: rough, sanded, and specialties.....		321212-4	12/11	186.085	187.744	190.224	184.637	184.739
Secondary products and miscellaneous receipts.....		321212-SM						
Secondary products.....		321212-S	12/80	173.334	173.003	173.252	173.359	173.280
Engineered wood member manufacturing.....	321215		12/22	90.180	88.782	88.667	88.560	87.747
Primary products.....		321215-P	12/22	90.358	89.001	88.786	88.782	87.921
Engineered wood members (excluding trusses).....		321215-1	12/06	209.230	209.814	206.681	207.853	207.793
Laminated veneer lumber.....		321215-11	12/03	232.218	233.903	232.402	235.358	235.185
Other engineered structural wood members, excluding trusses & laminated veneer lumber.....		321215-12	12/03	263.638	263.753	258.622	259.107	259.095
Wood trusses.....		321215-2	12/03	274.986	268.890	269.625	268.991	265.347
Secondary products and miscellaneous receipts.....		321215-SM						
Reconstituted wood product manufacturing.....	321219		06/91	277.706	285.754	287.405	286.414	293.360
Primary products.....		321219-P	06/91	279.422	287.827	289.909	288.599	295.852
Hardboard products.....		321219-B	12/11	183.973	183.203	184.029	184.029	184.029
Particleboard made from particleboard produced at the same location.....		321219-1	12/82	349.360	342.744	349.954	347.911	347.911
Medium density fiberboard (MDF) made from MDF produced at the same location.....		321219-3	06/84	—	—	251.609	250.639	250.639
Secondary products and miscellaneous receipts.....		321219-SM						
Other wood product manufacturing.....	3219		12/03	199.471	199.466	199.205	200.670	200.754
Millwork.....	32191		12/03	193.759	193.794	193.975	197.013	196.984
Wood window and door manufacturing.....	321911		12/03	199.818	200.142	200.420	206.170	206.136
Primary products.....		321911-P	12/03	196.605	196.932	197.260	202.723	202.614
Wood window units.....		321911-1	06/83	376.091	376.091	376.091	389.578	389.578
Double hung wood window units.....		321911-11	06/13	167.180	167.180	167.180	173.035	173.035
Casement wood window units.....		321911-12	06/13	184.848	184.848	184.848	191.626	191.626
All other wood window units, including horizontal sliding, awning and single hung.....		321911-13	06/13	157.605	157.605	157.605	163.237	163.237

See footnotes at end of table.

Table 11. Producer price indexes for net output of selected industries and their products, not seasonally adjusted — Continued
 [March 2024]

Title ¹	Industry code	Product code	Index base	Unadjusted index ²				
				Nov. 2023	Dec. 2023 ^P	Jan. 2024 ^P	Feb. 2024 ^P	Mar. 2024 ^P
Wood window and door manufacturing - Continued								
Wood sash, excluding sash shipped in window units.....		321911-3	06/83	378.806	378.806	378.806	392.505	392.505
Wood window & door frames, incl. door frames in door units, excl. window frames in window units.....		321911-5	06/83	203.295	205.279	205.279	207.514	207.514
Wood panel, flush, & molded face doors, interior & exterior, incl. doors with glazed sections.....		321911-7	06/83	348.567	348.756	348.601	357.767	356.928
Other wood doors, incl. garage, patio, bifold, cabinet, screen, storm and louver. ...		321911-9	06/83	321.690	321.684	324.474	333.171	333.229
Secondary products and miscellaneous receipts.....		321911-SM						
Secondary products.....		321911-S	12/03	189.387	189.661	189.118	191.889	191.289
Cut stock, resawing lumber, and planing.....	321912		12/03	184.582	184.744	184.847	184.681	185.187
Primary products.....		321912-P	12/03	177.685	177.874	177.994	177.801	178.390
Softwood lumber, made from purchased lumber.....		321912-3	12/03	233.630	233.914	234.454	233.954	234.199
Hardwood cut stock and dimension.....		321912-6	06/84	266.496	267.131	267.131	267.131	267.131
Softwood cut stock and dimension.....		321912-8	12/80	191.102	190.772	191.061	189.277	194.440
Sawn wood fence stock, wood lath, and contract resawing and planing.....		321912-9	12/03	213.544	213.544	213.544	213.544	213.544
Secondary products and miscellaneous receipts.....		321912-SM						
Other millwork, including flooring.....	321918		12/03	188.664	188.158	188.239	189.398	188.991
Primary products.....		321918-P	12/03	185.745	186.539	186.721	186.997	186.559
Wood moldings.....		321918-2	06/83	366.906	366.062	366.014	366.014	365.908
Other wood millwork products, including stairwork, exterior millwork, and softwood flooring.....		321918-5	12/03	160.543	162.273	162.544	162.829	162.980
Hardwood flooring.....		321918-7	06/84	264.612	264.930	265.213	265.899	263.366
Hardwood flooring, other than oak and maple.....		321918-72	12/03	177.094	177.094	177.094	172.464	172.464
Oak and maple hardwood flooring.....		321918-73	06/84	239.124	239.430	239.703	240.765	238.328
Secondary products and miscellaneous receipts.....		321918-SM						
Secondary products.....		321918-S	12/03	224.766	225.132	223.493	222.211	227.030
Wood container and pallet manufacturing.....	32192		12/03	188.389	187.412	185.445	183.560	182.742
Wood container and pallet manufacturing.....	321920		12/03	188.377	187.399	185.431	183.548	182.729
Primary products.....		321920-P	12/03	182.264	181.285	179.314	177.557	176.706
Nailed and lock-corner wood boxes.....		321920-1	06/85	209.169	209.169	209.169	209.169	209.169
Wood box and crate shook.....		321920-3	06/85	228.384	227.836	226.090	225.216	219.070
Wood pallets and pallet containers, wood and metal combination.....		321920-5	12/03	196.156	194.986	193.399	191.295	190.571
Other wood container parts and wood containers.....		321920-7	12/03	119.108	119.108	111.760	111.760	111.760
Secondary products and miscellaneous receipts.....		321920-SM						
Miscellaneous receipts.....		321920-M	12/03	200.215	195.409	188.596	169.199	169.125
Secondary products.....		321920-S	12/03	181.174	181.601	182.004	181.453	181.869
All other wood product manufacturing.....	32199		12/03	206.882	207.457	207.554	208.370	209.256
Manufactured home, mobile home, manufacturing.....	321991		06/81	482.732	482.732	482.795	483.718	483.832
Primary products.....		321991-P	06/81	482.800	482.800	482.863	483.787	483.900
Manufactured homes (mobile homes), all width sizes (incl. multisection).....		321991-1	06/81	483.788	483.788	483.851	484.777	484.890
Secondary products and miscellaneous receipts.....		321991-SM						
Prefabricated wood building manufacturing.....	321992		12/84	404.970	405.053	406.336	406.191	408.253
Primary products.....		321992-P	12/84	390.421	390.392	391.589	391.398	393.449
Prefabricated stationary wood buildings, components (not sold as complete units).....		321992-1	12/89	204.396	201.847	210.849	211.264	211.264
Prefabricated stationary wood buildings, shipped in panel form (complete units) ...		321992-5	12/84	595.748	598.982	599.487	598.530	603.564
Prefabricated stationary wood buildings, precut packages (complete units).....		321992-6	12/84	523.951	523.888	517.740	517.660	520.293
Prefabricated stationary wood buildings, shipped in three-dimensional assemblies.....		321992-7	12/84	399.661	398.230	400.604	400.604	401.757
Prefabricated stationary wood buildings, three-dimensional assemblies, residential.....		321992-71	12/84	389.824	388.275	390.828	390.828	392.072
Prefabricated stationary wood buildings, three-dimensional assemblies, nonresidential.....		321992-72	12/84	461.649	461.649	461.848	461.848	461.891
Secondary products and miscellaneous receipts.....		321992-SM						
Miscellaneous receipts.....		321992-M	06/98	275.443	279.918	283.274	284.830	284.052
Secondary products.....		321992-S	08/92	399.329	400.276	400.166	401.131	402.005
Miscellaneous wood product manufacturing.....	321999		12/03	150.532	151.614	151.420	152.777	153.878
Primary products.....		321999-P	06/84	222.954	224.706	223.855	225.849	227.548
All other miscellaneous wood products.....		321999-0	06/02	145.680	146.824	146.268	147.571	148.681
Secondary products and miscellaneous receipts.....		321999-SM						
Paper manufacturing.....	322		12/03	182.128	181.578	181.525	181.760	181.174
Pulp, paper & paperboard mills.....	3221		12/03	174.680	173.226	174.004	173.993	174.071
Pulp mills.....	32211		12/82	216.509	222.499	226.038	229.468	231.836
Pulp mills.....	322110		12/82	216.507	222.497	226.037	229.467	231.835
Primary products.....		322110-P	12/82	239.638	246.269	250.186	253.982	256.604
Special alpha and dissolving wood pulp, incl. sulfite and sulfate and other wood pulp.....		322110-6	12/11	108.832	112.533	114.503	116.478	117.841

See footnotes at end of table.

Table 11. Producer price indexes for net output of selected industries and their products, not seasonally adjusted — Continued
 [March 2024]

Title ¹	Industry code	Product code	Index base	Unadjusted index ²				
				Nov. 2023	Dec. 2023 ^P	Jan. 2024 ^P	Feb. 2024 ^P	Mar. 2024 ^P
Pulp mills - Continued								
All other miscellaneous pulp, other than wood, and pulp mill by-products, incl. turpentine.....		322110-9	06/88	357.835	352.127	353.670	353.670	353.670
Paper mills.....	32212		06/81	238.705	238.112	238.333	238.099	237.700
Paper mills.....	322120		12/03	163.208	162.815	162.967	162.809	162.530
Primary products.....		322120-P	12/03	164.537	164.093	164.210	164.348	163.527
Bleached bristol, clay-coated, uncoated, and industrial converted paper.....		322120-1	12/11	129.064	129.209	130.041	130.042	128.103
Construction paper.....		322120-2	12/11	139.324	139.324	139.324	140.690	142.052
Sanitary tissue paper products, made in paper mills.....		322120-4	06/83	240.620	239.266	238.686	238.608	238.319
Newsprint and uncoated ground-wood paper.....		322120-5	12/03	124.337	123.398	122.291	121.679	120.335
Secondary products and miscellaneous receipts.....		322120-SM						
Paperboard mills.....	32213		12/82	368.130	361.027	363.643	363.337	363.937
Paperboard mills.....	322130		12/82	368.542	361.429	364.045	363.732	364.333
Primary products.....		322130-P	12/82	352.092	345.150	347.422	346.610	347.183
Bleached packaging and industrial converting paperboard.....		322130-B	05/21	127.816	127.816	127.816	127.816	127.816
Unbleached kraft packaging and industrial converting paperboard.....		322130-1	12/82	344.643	332.368	333.373	332.793	333.433
Recycled paperboard.....		322130-7	12/82	394.645	392.423	388.848	386.340	387.502
Secondary products and miscellaneous receipts.....		322130-SM						
Converted paper product mfg.....	3222		12/03	188.207	187.885	187.488	187.811	186.905
Paper container mfg.....	32221		12/84	320.558	320.988	320.148	320.269	318.409
Corrugated and solid fiber box manufacturing.....	322211		03/80	422.203	423.411	419.917	419.011	420.076
Primary products.....		322211-P	03/80	422.672	423.924	420.279	419.259	420.193
Corrugated and solid fiber boxes, including pallets.....		322211-0	03/80	422.672	423.924	420.279	419.259	420.193
Corrugated shipping containers for food and beverages and carryout boxes for retail food.....		322211-01	03/80	357.256	357.184	353.747	352.623	352.084
Corrugated shipping containers for paper and allied products.....		322211-02	03/80	396.962	396.595	395.892	395.444	400.192
Corrugated shipping containers for metal and electrical machinery.....		322211-03	06/02	261.130	261.130	246.023	245.950	246.307
Corrugated shipping containers for all other end uses.....		322211-04	03/80	432.330	432.123	428.142	425.045	426.253
Corrugated paperboard in sheets and rolls, lined and unlined.....		322211-05	03/80	358.733	360.380	364.513	364.465	364.465
Other corrugated and solid fiber products, including containers, pallets, pads, etc.....		322211-09	06/02	257.482	262.024	261.447	262.022	263.094
Secondary products and miscellaneous receipts.....		322211-SM						
Miscellaneous receipts.....		322211-M	06/02	287.498	287.604	287.140	285.817	289.528
Secondary products.....		322211-S	12/90	218.230	218.203	218.722	220.394	222.833
Folding paperboard box manufacturing.....	322212		12/83	239.276	238.569	241.464	243.469	238.347
Primary products.....		322212-P	12/83	233.949	233.206	236.155	238.191	232.961
Folding paperboard boxes, packaging, and packaging components.....		322212-0	12/83	233.949	233.206	236.155	238.191	232.961
Secondary products and miscellaneous receipts.....		322212-SM						
Other paperboard container manufacturing.....	322219		12/11	143.992	144.074	144.416	144.448	141.106
Primary products.....		322219-P	12/11	148.590	148.682	149.068	149.105	145.338
Setup (rigid) paperboard boxes.....		322219-1	12/83	492.906	492.906	492.906	492.906	496.323
Paperboard fiber drums with ends of any material.....		322219-7	12/85	505.421	505.619	506.114	508.118	510.044
Fiber cans, tubes, and similar fiber products.....		322219-8	12/85	436.971	437.937	438.183	438.038	429.513
Fiber cans, all fiber and composite.....		322219-81	12/85	386.818	388.249	388.606	388.457	374.819
Fiber cores and tubes.....		322219-82	12/85	458.563	458.504	458.504	458.374	461.063
Paperboard cones, reels, spools, bobbins, blocks, and all vulcanized fiber products.....		322219-83	12/02	166.660	166.660	166.660	166.660	166.660
Secondary products and miscellaneous receipts.....		322219-SM						
Paper bag and coated and treated paper mfg.....	32222		12/03	175.146	174.804	175.353	174.891	174.931
Paper bag and coated and treated paper manufacturing.....	322220		12/11	133.139	132.879	133.296	132.945	132.975
Primary products.....		322220-P	12/11	132.736	132.453	132.838	132.476	132.508
Specialty bags, pouches, and liners, multiweb laminations and foil, except film-film.....		322220-C	12/83	310.965	310.965	311.193	308.609	308.335
Uncoated single-web paper grocers' bags and sacks and variety and shopping bags.....		322220-D	12/83	489.402	489.402	489.402	489.204	489.204
Laminated aluminum foil rolls and sheets for flexible packaging uses.....		322220-F	12/03	163.969	163.969	163.869	163.830	163.830
Pasted, lined, laminated, or surface-coated paperboard.....		322220-G	12/84	335.013	335.013	335.013	333.941	333.941
Single-web paper, rolls and sheets, including waxed, for flexible packaging uses.....		322220-H	12/87	299.452	299.452	299.851	299.851	299.851
Multiweb laminated rolls and sheets, except foil, for flexible packaging uses.....		322220-J	12/03	159.912	160.576	162.815	162.815	162.815
Pressure-sensitive products.....		322220-N	12/82	247.753	245.377	245.266	243.887	244.542
Wallcoverings.....		322220-7	06/85	186.113	186.113	186.113	186.113	186.113
Converted foil for nonpackaging applications.....		322220-8	06/13	122.601	122.601	122.601	122.601	122.601
Other coated and processed papers, except for packaging uses.....		322220-9	12/11	121.043	121.851	122.878	122.637	121.839
Secondary products and miscellaneous receipts.....		322220-SM						
Miscellaneous receipts.....		322220-M	12/11	143.874	145.648	145.648	145.647	145.647
Stationery product mfg.....	32223		12/03	209.957	210.480	206.938	210.659	211.469

See footnotes at end of table.

Table 11. Producer price indexes for net output of selected industries and their products, not seasonally adjusted — Continued
 [March 2024]

Title ¹	Industry code	Product code	Index base	Unadjusted index ²				
				Nov. 2023	Dec. 2023 ^P	Jan. 2024 ^P	Feb. 2024 ^P	Mar. 2024 ^P
Stationery product manufacturing.....	322230		12/11	164.158	164.567	161.803	164.711	165.344
Primary products.....		322230-P	12/11	165.406	165.838	162.777	165.795	166.452
Die-cut paper and paperboard office supplies.....		322230-4	12/89	306.104	306.104	324.782	324.782	324.782
Envelopes, commercial, all types and materials.....		322230-5	12/84	257.590	255.959	249.458	247.523	250.290
Tablets, pads and related products.....		322230-9	06/85	269.949	269.547	269.547	269.547	269.547
Secondary products and miscellaneous receipts.....		322230-SM						
Miscellaneous receipts.....		322230-M	12/11	123.880	123.201	123.302	122.834	122.726
Other converted paper product mfg.....	32229		12/03	147.775	145.376	145.269	146.220	144.487
Sanitary paper product manufacturing.....	322291		12/03	135.194	132.271	132.113	132.603	130.944
Primary products.....		322291-P	06/83	197.092	192.672	192.426	193.191	190.676
Disposable diapers and similar disposable products, made from purchased sanitary paper stock.....		322291-2	12/03	103.668	103.668	103.668	103.668	103.668
Sanitary tissue paper products, made from purchased sanitary paper stock or wadding.....		322291-5	12/03	172.770	165.579	165.179	166.423	162.330
Secondary products and miscellaneous receipts.....		322291-SM						
Miscellaneous receipts.....		322291-M	12/03	255.892	270.918	269.771	243.932	266.425
All other converted paper product mfg.....	322299		12/03	178.918	178.399	178.471	180.884	179.022
Primary products.....		322299-P	12/03	176.516	175.780	176.058	178.665	176.802
Molded pulp goods, including egg cartons, florist pots, food trays, etc.....		322299-1	12/03	186.956	185.792	185.016	188.296	181.623
Miscellaneous converted paper and paperboard products.....		322299-3	12/03	174.382	173.776	174.388	176.800	176.442
Secondary products and miscellaneous receipts.....		322299-SM						
Secondary products.....		322299-S	12/03	186.583	185.573	188.426	-	-
Printing and related support activities.....	323		12/03	162.507	163.706	164.848	165.014	166.552
Printing and related support activities.....	3231		12/03	162.701	163.901	165.045	165.211	166.751
Printing.....	32311		12/03	164.455	165.695	166.875	167.034	168.621
Commercial screen printing.....	323113		12/03	130.147	130.227	130.367	130.430	131.631
Primary products.....		323113-P	12/03	129.672	129.767	129.978	129.978	131.277
Screen printing on garments, apparel accessories, and other fabric articles, excluding labels.....		323113-4	06/90	165.508	165.670	165.311	165.311	167.210
Screen printing (excluding on textiles, apparel, apparel accessories, and labels).....		323113-6	12/06	127.414	127.414	129.094	129.094	129.807
Secondary products and miscellaneous receipts.....		323113-SM						
Miscellaneous receipts.....		323113-M	12/03	143.748	143.748	141.932	143.078	143.078
Secondary products.....		323113-S	12/03	122.138	122.135	122.203	122.441	123.191
Books printing.....	323117		12/83	281.377	277.920	283.221	284.534	284.531
Primary products.....		323117-P	12/83	281.579	279.968	286.461	288.071	288.071
Other book and pamphlet printing and binding.....		323117-E	06/93	157.691	157.573	161.580	161.532	161.532
Textbook printing and binding.....		323117-1	06/93	153.724	153.724	153.724	152.432	152.432
Technical, scientific, & professional book printing & binding.....		323117-3	06/93	155.120	144.252	144.252	143.461	143.461
Religious book printing and binding.....		323117-5	06/93	197.055	197.055	196.992	194.085	194.085
General book (trade, etc.) printing & binding.....		323117-7	06/93	268.226	268.226	279.623	285.264	285.264
Secondary products and miscellaneous receipts.....		323117-SM						
Commercial printing, except screen and books.....	32311K		12/11	146.645	148.034	149.056	149.166	150.669
Primary products.....		32311K-P	12/11	138.597	138.684	139.853	139.960	140.164
Commercial lithographic printing.....		32311K-0	06/82	215.903	215.903	216.180	216.180	216.119
Other commercial and general job printing (lithographic).....		32311K-0B	12/01	142.445	142.445	143.106	143.106	143.069
Magazine and periodical printing (lithographic).....		32311K-01	06/82	180.999	180.999	180.428	180.428	180.428
Label and wrapper printing (lithographic).....		32311K-03	06/82	170.184	170.184	170.184	170.184	170.184
Catalog and directory printing (lithographic).....		32311K-05	06/82	172.037	172.037	172.865	172.865	172.865
Advertising printing (lithographic).....		32311K-09	06/82	184.917	184.917	185.495	185.495	185.360
Commercial flexographic printing.....		32311K-2	12/03	204.846	204.846	204.846	204.846	204.846
Label and wrapper printing (flexographic).....		32311K-21	12/01	199.537	199.537	199.537	199.537	199.537
Quick printing.....		32311K-4	12/03	144.844	144.844	147.193	159.892	159.892
Digital printing.....		32311K-5	12/03	131.190	131.485	134.775	134.775	135.520
Manifold business forms printing.....		32311K-6	12/03	217.912	217.912	225.046	225.046	225.046
Other commercial printing.....		32311K-9	12/03	133.236	133.236	133.257	133.257	133.257
All other commercial and general job printing.....		32311K-9V	09/18	131.264	131.264	131.342	131.342	131.342
Secondary products and miscellaneous receipts.....		32311K-SM						
Miscellaneous receipts.....		32311K-M	12/11	145.913	145.920	146.160	146.164	146.156
Support activities for printing.....	32312		12/03	119.193	119.289	119.308	119.734	120.003
Support activities for printing.....	323120		12/11	120.947	121.044	121.064	121.496	121.769
Primary products.....		323120-P	12/11	118.964	119.032	119.037	119.492	119.776
Softcover, pamphlet, sample book, and other binding of books and materials printed elsewhere.....		323120-3	12/06	151.759	151.797	151.797	151.892	152.476
Miscellaneous binding and postpress work, incl collating, perforating, folding, gluing, etc.....		323120-5	12/06	131.455	131.104	130.784	130.784	130.784
Prepress services, excl platemaking (incl film, assembled flats, color sep., typesetting, etc.).....		323120-7	12/03	98.415	98.415	98.415	98.415	98.415

See footnotes at end of table.

Table 11. Producer price indexes for net output of selected industries and their products, not seasonally adjusted — Continued
 [March 2024]

Title ¹	Industry code	Product code	Index base	Unadjusted index ²				
				Nov. 2023	Dec. 2023 ^P	Jan. 2024 ^P	Feb. 2024 ^P	Mar. 2024 ^P
Support activities for printing - Continued								
Printing plates and cylinders, prepared for printing (excl blank plates and blank cylinders).....		323120-9	12/03	106.413	106.413	106.413	107.020	107.020
Secondary products and miscellaneous receipts.....		323120-SM						
Petroleum and coal products manufacturing.....	324		12/84	350.800	317.124	318.083	354.714	361.663
Petroleum and coal products mfg.....	3241		12/84	350.800	317.124	318.083	354.714	361.663
Petroleum refineries.....	32411		06/85	347.316	310.995	311.091	350.521	358.193
Petroleum refineries.....	324110		06/85	347.352	311.031	311.126	350.557	358.230
Primary products.....		324110-P	06/85	359.210	320.759	320.860	362.602	370.725
Kerosene, except jet fuel.....		324110-B	06/85	372.967	322.178	314.828	367.497	351.710
Light fuel oils.....		324110-C	06/85	466.417	406.102	390.289	456.159	451.300
Home heating oil and other distillates, NEC.....		324110-C1	06/85	341.205	307.627	319.725	354.680	327.924
Diesel fuel.....		324110-C2	06/85	492.829	428.164	409.359	480.131	477.053
Heavy fuel oils, including No. 5, No. 6, heavy diesel, gas enrichment oils, etc.....		324110-E	06/85	290.227	269.697	269.275	274.255	276.661
Unfinished oils and lubricating oil base stock.....		324110-J	06/85	531.981	492.916	475.111	520.124	492.841
Liquefied refinery gases, including other aliphatics (feed stock and other uses)....		324110-R	06/85	570.616	575.644	581.651	658.936	717.673
Other finished petroleum products, including waxes.....		324110-T	06/85	554.058	460.767	449.972	438.243	474.164
Gasoline, including finished base stocks and blending agents.....		324110-I	06/85	258.651	235.761	243.705	273.680	290.814
Motor gasoline, including finished base stocks and blending agents.....		324110-12	06/85	259.936	236.608	244.641	275.170	292.330
Regular gasoline.....		324110-121	06/85	249.802	227.371	234.440	264.804	282.158
Mid-premium gasoline.....		324110-122	12/87	413.718	363.366	378.244	434.140	457.754
Premium gasoline.....		324110-123	06/85	284.467	259.672	271.021	299.855	315.285
Jet fuel.....		324110-6	06/85	378.403	332.526	333.981	372.364	350.163
Asphalt.....		324110-9	06/85	255.681	237.084	241.620	225.248	250.408
Secondary products and miscellaneous receipts.....		324110-SM1						
Asphalt paving and roofing materials mfg.....	32412		12/84	350.019	349.412	368.591	370.685	369.333
Asphalt paving mixture & block manufacturing.....	324121		06/81	396.432	394.331	434.149	435.210	432.157
Primary products.....		324121-P	06/81	395.727	393.538	434.492	435.597	432.416
Asphalt paving mixtures & blocks.....		324121-0	06/81	395.727	393.538	434.492	435.597	432.416
Emulsified asphalt, including liquid additives.....		324121-0111	12/04	282.779	283.828	283.331	282.248	282.248
Other liquid asphalt and tar paving materials, including cut-backs.....		324121-0121	12/04	389.883	390.014	397.099	396.835	396.835
Asphalt and tar paving mixt. (excl liquid), incl bitum. or asph. concrete, asph. paving cement.....		324121-0131	12/04	244.627	241.233	291.772	293.877	289.998
Secondary products and miscellaneous receipts.....		324121-SM						
Miscellaneous receipts.....		324121-M	12/04	208.152	208.152	215.282	215.282	215.282
Secondary products.....		324121-S	06/81	-	-	384.715	384.715	384.715
Asphalt shingle and coating materials manufacturing.....	324122		06/84	347.647	348.623	347.467	351.012	351.367
Primary products.....		324122-P	06/84	350.778	351.807	350.509	354.154	354.520
Roofing asphalts and pitches, coatings, and cements.....		324122-1	06/84	300.906	300.906	302.541	302.541	302.541
Prepared asphalt and tar roofing and siding products, incl. saturated felts for nonbuilding use.....		324122-2	06/84	353.513	354.629	353.075	357.028	357.425
Asphalt smooth-surfaced roll roofing and cap sheets, organic and fiberglass base.....		324122-21	12/12	153.788	153.788	153.788	153.788	153.788
Asphalt mineral-surfaced roll roofing and cap sheets, organic and fiberglass base.....		324122-22	06/06	277.811	277.794	277.075	277.935	277.520
Other prepared asphalt and tar products for roofing and siding.....		324122-27	06/06	177.690	177.008	177.096	176.769	177.636
Secondary products and miscellaneous receipts.....		324122-SM						
Other petroleum and coal products mfg.....	32419		12/84	554.510	557.267	556.763	554.078	549.222
Petroleum lubricating oil and grease mfg.....	324191		12/80	631.275	636.230	638.964	637.910	631.744
Primary products.....		324191-P	12/80	662.793	668.347	670.913	670.325	663.363
Petroleum lubricating oils and greases, refined petroleum.....		324191-0	12/80	662.793	668.347	670.913	670.325	663.363
Lubricating oils (incl. hydraulic fluids, etc.), refined petroleum.....		324191-011	12/80	684.526	690.737	693.606	692.949	685.163
Lubricating greases, made from refined petroleum.....		324191-012	12/80	543.889	543.889	543.889	543.889	543.889
Secondary products and miscellaneous receipts.....		324191-SM						
Miscellaneous receipts.....		324191-M	12/80	379.088	379.088	419.060	377.486	377.486
All other petroleum and coal products mfg.....	324199		12/03	351.434	349.560	342.631	336.935	335.120
Primary products.....		324199-P	12/03	363.400	361.436	354.150	348.180	346.285
Coke oven and blast furnace products, made in coke oven establishments.....		324199-3	12/09	204.177	203.696	205.475	199.508	201.310
All other petroleum and coal products (excl. coke oven products), made in coke oven estab.....		324199-9	12/02	399.621	397.378	388.583	382.366	379.901
Secondary products and miscellaneous receipts.....		324199-SM						
Secondary products.....		324199-S	12/09	182.977	182.977	183.820	183.820	183.490
Chemical mfg.....	325		12/84	351.359	350.192	348.366	350.181	349.811
Basic chemical mfg.....	3251		12/84	427.447	417.902	406.300	408.355	404.749
Petrochemical mfg.....	32511		12/03	149.511	144.947	139.631	143.546	150.303

See footnotes at end of table.

Table 11. Producer price indexes for net output of selected industries and their products, not seasonally adjusted — Continued
 [March 2024]

Title ¹	Industry code	Product code	Index base	Unadjusted index ²				
				Nov. 2023	Dec. 2023 ^P	Jan. 2024 ^P	Feb. 2024 ^P	Mar. 2024 ^P
Petrochemical manufacturing.....	325110		12/03	149.938	145.401	140.100	143.993	150.814
Primary products.....		325110-P	12/03	156.016	153.138	148.982	151.545	160.629
Secondary products and miscellaneous receipts.....		325110-SM						
Industrial gas mfg.....	32512		12/03	234.699	236.588	242.046	230.518	230.365
Industrial gas manufacturing.....	325120		12/03	235.407	237.301	242.777	231.211	231.058
Primary products.....		325120-P	06/81	391.579	394.735	403.874	384.577	384.322
Oxygen.....		325120-A	06/81	572.804	573.364	593.980	583.678	582.469
Argon and hydrogen.....		325120-C	06/09	96.360	100.800	99.023	101.687	100.944
Other industrial gases (including fluorocarbon and acetylene).....		325120-T	06/09	284.487	283.836	296.084	272.656	272.656
Carbon dioxide.....		325120-4	06/81	676.787	672.784	687.511	705.204	706.465
Nitrogen.....		325120-7	06/81	230.111	241.456	229.746	215.024	215.306
Secondary products and miscellaneous receipts.....		325120-SM						
Synthetic dye and pigment mfg.....	32513		12/03	181.198	180.197	177.149	176.661	176.675
Synthetic dye and pigment manufacturing.....	325130		12/11	119.718	119.057	117.043	116.720	116.730
Primary products.....		325130-P	12/11	118.004	117.350	115.329	114.995	115.003
All other inorganic pigments, including TiO ₂ , chrome colors, and other white opaque pigments.....		325130-N	09/21	122.296	123.469	121.267	121.267	121.261
Synthetic organic dyes, pigments, lakes, and toners.....		325130-R	09/21	121.076	114.496	112.769	111.321	111.371
Synthetic organic dyes.....		325130-R8	12/82	131.926	131.247	128.257	126.476	126.595
Synthetic organic pigments, lakes, and toners.....		325130-R9	12/82	230.162	208.075	206.427	203.976	203.976
Secondary products and miscellaneous receipts.....		325130-SM						
Secondary products.....		325130-S	12/11	141.319	141.401	140.625	136.948	137.529
Other basic inorganic chemical manufacturing.....	32518		12/03	373.398	372.410	367.014	363.478	360.947
Other basic inorganic chemical manufacturing.....	325180		12/10	162.628	162.199	159.853	158.318	157.216
Primary products.....		325180-P	12/10	131.835	131.372	129.190	127.648	126.734
Potassium and sodium compounds, excluding bleaches, alkalis, and alum.....		325180-A	12/82	602.304	598.589	603.570	592.611	604.726
All other inorganic chemicals.....		325180-H	12/03	380.877	381.848	376.482	374.088	373.338
Inorganic acids, excluding nitric, sulfuric and phosphoric.....		325180-3	12/82	171.480	171.480	176.778	163.745	170.334
Sodium hydroxide (caustic soda).....		325180-4	12/80	443.895	435.054	425.743	434.429	414.525
Carbon black, all processes.....		325180-6	12/83	651.125	633.002	646.687	626.070	593.192
Other alkalis.....		325180-7	12/11	158.582	157.989	149.391	148.766	148.082
Sulfuric acid.....		325180-9	12/82	155.889	158.318	163.305	153.704	153.381
Secondary products and miscellaneous receipts.....		325180-SM						
Miscellaneous receipts.....		325180-M	12/10	344.677	344.677	—	—	—
Secondary products.....		325180-S	12/10	219.789	222.277	224.750	229.974	227.605
Other basic organic chemical mfg.....	32519		12/03	225.406	218.799	211.213	213.013	207.622
Ethyl alcohol manufacturing.....	325193		12/03	227.452	204.770	187.259	186.030	171.385
Primary products.....		325193-P	12/82	248.393	219.593	197.086	197.144	180.072
Ethyl alcohol.....		325193-0	12/82	248.038	216.688	190.931	191.826	173.885
Distillers' dried grains (dark and light) and dried solubles.....		325193-2	12/22	91.745	88.473	89.496	87.138	83.371
Secondary products and miscellaneous receipts.....		325193-SM						
Secondary products.....		325193-S	12/03	188.115	186.137	185.730	178.903	171.292
Cyclic crude, intermediate, and gum and wood chemical mfg.....	325194		06/11	120.904	120.505	121.403	123.074	119.431
Primary products.....		325194-P	06/11	134.709	134.318	134.306	134.834	130.539
Gum and wood chemicals, including wood distillation products.....		325194-1	06/84	513.597	513.095	515.883	530.489	526.051
Cyclic crude and intermediate chemicals.....		325194-2	12/03	231.270	230.453	230.016	229.070	219.937
Secondary products and miscellaneous receipts.....		325194-SM						
All other basic organic chemical manufacturing.....	325199		12/03	234.755	234.656	230.333	233.499	232.265
Primary products.....		325199-P	12/82	393.510	392.450	383.389	388.658	385.816
Natural organic chemicals.....		325199-E	12/08	145.474	145.893	142.305	142.305	138.878
Synthetic organic chemicals for use as flavor and perfume materials.....		325199-H	12/03	184.350	184.350	184.446	184.350	—
Synthetic organic rubber-processing chemicals.....		325199-K	12/03	209.198	212.476	209.493	214.348	—
Synthetic organic plasticizers.....		325199-N	12/03	218.282	219.578	206.349	220.066	210.757
Other synthetic organic chemicals.....		325199-R	12/03	179.957	183.563	188.331	193.350	191.336
Miscellaneous end use chemicals and chemical products, excluding urea.....		325199-T	12/82	433.556	431.482	416.051	427.359	420.237
Miscellaneous cyclic and acyclic chemicals and chemical products, excluding fatty acid esters.....		325199-V	12/82	367.621	367.437	356.695	357.616	362.135
Fatty acids.....		325199-1	06/85	313.987	291.975	250.290	242.610	232.056
Industrial organic flavor oil mixtures and blends.....		325199-7	12/08	325.828	324.848	339.179	335.381	335.067
Secondary products and miscellaneous receipts.....		325199-SM						
Resin, synthetic rubber, and artificial/synthetic fiber/filaments mfg.....	3252		12/84	241.917	240.744	237.630	242.989	243.251
Resin and synthetic rubber mfg.....	32521		12/03	194.199	193.335	190.990	195.553	194.304
Plastics material and resin manufacturing.....	325211		12/80	318.798	317.748	314.049	321.843	318.474
Primary products.....		325211-P	12/80	288.061	287.083	283.572	290.970	287.772
Thermoplastic resins and plastics materials.....		325211-1	12/80	283.741	282.653	279.100	285.788	284.722

See footnotes at end of table.

Table 11. Producer price indexes for net output of selected industries and their products, not seasonally adjusted — Continued
 [March 2024]

Title ¹	Industry code	Product code	Index base	Unadjusted index ²				
				Nov. 2023	Dec. 2023 ^P	Jan. 2024 ^P	Feb. 2024 ^P	Mar. 2024 ^P
Plastics material and resin manufacturing - Continued								
Thermosetting resins and plastics materials.....		325211-4	12/80	312.226	312.092	308.974	321.390	302.633
Secondary products and miscellaneous receipts.....		325211-SM						
Synthetic rubber manufacturing.....	325212		06/81	244.604	240.294	235.998	239.185	249.075
Primary products.....		325212-P	06/81	241.904	237.594	233.298	236.485	246.375
Synthetic rubber (vulcanizable elastomers).....		325212-0	06/81	241.904	237.594	233.298	236.485	246.375
Secondary products and miscellaneous receipts.....		325212-SM						
Artificial fibers and filaments manufacturing.....	32522		12/03	157.660	156.211	152.740	153.817	167.557
Artificial fibers and filaments manufacturing.....	325220		06/81	160.539	159.039	155.498	156.597	170.585
Primary products.....		325220-P	06/81	166.087	163.866	160.044	161.230	175.632
Polyester manufactured fibers.....		325220-7	12/89	151.060	147.390	149.299	149.529	148.007
Other noncellulosic organic fibers, incl. polyamide, polyolefin, and producer-textured.....		325220-9	06/11	132.501	131.370	126.262	127.515	144.869
Secondary products and miscellaneous receipts.....		325220-SM						
Pesticide, fertilizer, and other agricultural chemical mfg.....	3253		12/84	273.152	277.500	277.175	275.286	278.313
Fertilizer mfg.....	32531		12/03	238.477	244.362	244.451	241.571	246.120
Nitrogenous fertilizer manufacturing.....	325311		12/79	402.619	424.022	410.413	386.268	397.296
Primary products.....		325311-P	12/79	393.738	414.739	401.473	377.609	388.547
Synthetic ammonia, nitric acid, ammonium compounds, and urea.....		325311-A	12/14	106.787	113.145	109.003	101.785	105.116
Fertilizer materials of organic origin.....		325311-7	06/03	141.479	141.479	142.913	142.820	142.601
Secondary products and miscellaneous receipts.....		325311-SM						
Secondary products.....		325311-S	12/79	513.648	529.833	505.584	514.955	—
Phosphatic fertilizer manufacturing.....	325312		12/79	458.898	465.380	475.011	483.066	490.717
Primary products.....		325312-P	12/79	377.453	382.910	391.019	398.150	404.336
Phosphoric acid, superphosphates, and other phosphatic fertilizer materials.....		325312-A	12/09	173.148	176.787	182.194	187.097	191.222
Mixed fertilizers, made in plants which manufacture fertilizer materials.....		325312-7	12/79	468.436	468.436	468.436	467.557	467.557
Secondary products and miscellaneous receipts.....		325312-SM						
Fertilizer, mixing only, manufacturing (including compost).....	325314		12/79	268.354	268.258	272.511	274.685	277.489
Primary products.....		325314-P	12/79	271.517	271.383	275.910	278.116	280.917
Mixed fertilizers, mixing only.....		325314-0	06/86	241.171	241.052	245.073	247.033	249.521
Mixed fertilizers, dry, mixing only.....		325314-01	06/03	195.485	195.371	197.827	198.681	199.912
Mixed fertilizers, liquid, mixing only.....		325314-02	06/86	195.101	195.101	202.641	208.151	214.352
Secondary products and miscellaneous receipts.....		325314-SM						
Miscellaneous receipts.....		325314-M	12/79	170.091	171.264	167.614	168.964	172.081
Pesticide and other agricultural chemical mfg.....	32532		12/03	141.859	142.533	142.081	142.033	142.159
Pesticide and other agricultural chemical manufacturing.....	325320		06/82	195.319	196.246	195.624	195.558	195.732
Primary products.....		325320-P	06/82	206.257	207.242	206.569	206.499	206.683
Agricultural and commercial pesticides and chemicals.....		325320-1	06/03	138.055	138.776	138.277	138.226	138.360
Lawn and garden pesticides and chemicals.....		325320-4	06/03	195.662	195.662	194.532	194.532	194.532
Household and institutional pesticides and chemicals.....		325320-7	06/03	186.768	186.768	187.906	187.906	187.906
Secondary products and miscellaneous receipts.....		325320-SM						
Pharmaceutical and medicine mfg.....	3254		12/84	568.134	568.063	573.983	575.618	575.771
Pharmaceutical and medicine mfg.....	32541		12/03	237.214	237.185	239.656	240.339	240.403
Medicinal and botanical manufacturing.....	325411		06/82	184.738	184.368	185.058	199.721	200.139
Primary products.....		325411-P	06/82	188.224	187.811	188.582	203.942	204.408
Synthetic organic medicinal chemicals, medicinal & botanical drugs, & other products.....		325411-0	12/11	104.995	104.764	105.194	113.762	114.023
Secondary products and miscellaneous receipts.....		325411-SM1						
Pharmaceutical preparation manufacturing.....	325412		06/81	896.306	896.406	905.945	908.638	908.914
Primary products.....		325412-P	06/81	980.386	980.499	990.862	993.933	994.294
Pharmaceuticals acting on the respiratory system, for human use.....		325412-A	06/01	217.013	217.013	220.068	220.068	220.068
Antihistamines and bronchodilators, including antiasthmatics.....		325412-A111	06/81	1,152.280	1,152.280	1,165.819	1,165.819	1,165.819
Other respiratory preparations.....		325412-A112	06/01	209.070	209.070	212.810	212.810	212.810
Other respiratory preparations, over-the-counter.....		325412-A112OC	05/17	109.040	109.040	109.040	109.040	109.040
Other respiratory preparations, prescription.....		325412-A112RX	05/17	92.636	92.636	—	—	—
Pharmaceuticals acting on the digestive or the genito-urinary systems, for human use.....		325412-D	06/01	194.938	194.938	180.391	180.472	180.472
Other digestive or genito-urinary preparations.....		325412-D112	06/01	201.503	201.503	184.943	185.035	185.035
Other digestive or genito-urinary preparations, prescription.....		325412-D112RX	05/17	101.573	101.573	91.606	91.662	91.662
Pharmaceuticals acting on the skin, for human use.....		325412-G	06/01	178.670	177.430	178.406	177.868	178.014
Other pharmaceutical preparations acting on the skin.....		325412-G311	12/09	108.949	108.949	109.515	109.132	109.132
Anti-acne preparations.....		325412-G611	12/09	106.130	106.130	107.181	107.181	107.181
Vitamin, nutrient, and hematonic preparations, for human use.....		325412-L	06/01	154.403	155.222	155.222	155.222	155.242
Multivitamins.....		325412-L111	06/81	215.959	215.959	215.959	215.959	215.959
Other vitamins and nutrients.....		325412-L112	06/01	159.856	161.149	161.149	161.149	161.149

See footnotes at end of table.

Table 11. Producer price indexes for net output of selected industries and their products, not seasonally adjusted — Continued
 [March 2024]

Title ¹	Industry code	Product code	Index base	Unadjusted index ²				
				Nov. 2023	Dec. 2023 ^P	Jan. 2024 ^P	Feb. 2024 ^P	Mar. 2024 ^P
Pharmaceutical preparation manufacturing - Continued								
Pharmaceuticals affecting parasitic and infective diseases, for human use.....		325412-Q	06/01	282.065	282.065	284.257	284.934	284.934
Broad and medium spectrum antibiotics.....		325412-Q111	06/81	603.966	603.966	603.966	603.966	603.966
Systemic antivirals.....		325412-Q112	06/01	294.106	294.106	303.686	303.686	303.686
Other parasitic and infective diseases.....		325412-Q113	06/01	315.118	315.118	318.586	320.184	320.184
Pharmaceuticals for veterinary use, incl medicinal premixes/pet care products.....		325412-W	06/81	209.500	209.500	214.043	214.043	214.043
Pharmaceuticals affecting neoplasms, the endocrine system, & metabolic diseases, for human use.....		325412-1	06/01	326.937	326.937	328.143	328.143	328.145
Cancer therapy products.....		325412-1111	06/81	961.495	961.495	981.014	981.014	981.014
Insulin/antidiabetes products.....		325412-1112	06/81	1,650.239	1,650.239	1,502.729	1,502.729	1,502.807
Other neoplasms, endocrine system, and metabolic diseases.....		325412-1113	06/81	1,107.733	1,107.733	1,122.049	1,122.049	1,122.049
Hormones and oral contraceptives.....		325412-1114	12/09	226.878	226.878	227.071	227.071	227.071
Pharmaceuticals acting on the central nervous system and the sense organs, for human use.....		325412-4	06/01	341.849	341.849	351.906	354.083	354.083
Analgesics.....		325412-4111	06/01	353.017	353.017	353.017	358.402	358.402
Psychotherapeutics.....		325412-4112	06/81	7,376.267	7,376.267	7,378.337	7,452.805	7,452.805
Antidepressants.....		325412-41121	12/87	1,311.062	1,311.062	1,311.062	1,324.442	1,324.442
Other psychotherapeutics, including tranquilizers.....		325412-41123	06/01	370.216	370.216	371.174	374.577	374.577
Other central nervous system and sense organs.....		325412-4113	06/01	270.399	270.399	283.771	283.785	283.785
Anticonvulsants.....		325412-4114	12/09	221.858	221.858	222.446	231.051	231.051
Analgesics, over-the-counter.....		325412-4111OC	05/17	110.851	110.851	110.851	110.851	110.851
Analgesics, prescription.....		325412-4111RX	05/17	133.784	133.784	133.784	136.026	136.026
Pharmaceuticals acting on the cardiovascular system, for human use.....		325412-7	06/81	1,720.844	1,720.627	1,731.266	1,731.266	1,731.266
Other cardiovascular preparations.....		325412-7113	06/01	559.819	559.711	559.817	559.817	559.817
Secondary products and miscellaneous receipts.....		325412-SM						
Miscellaneous receipts.....		325412-M	06/81	576.860	576.860	576.860	576.860	576.860
Secondary products.....		325412-S	06/81	318.381	318.381	325.102	325.102	—
In-vitro diagnostic substance manufacturing.....	325413		03/80	283.879	284.152	286.065	283.262	283.212
Primary products.....		325413-P	06/87	200.057	200.259	201.685	199.338	199.287
In-vitro diagnostic substances.....		325413-0	06/91	177.648	177.828	179.094	177.009	176.964
Secondary products and miscellaneous receipts.....		325413-SM						
Secondary products.....		325413-S	03/80	425.494	426.002	428.980	444.048	444.980
Other biological product manufacturing.....	325414		06/91	255.412	254.509	257.727	257.727	257.727
Primary products.....		325414-P	06/91	265.254	263.967	267.242	267.242	267.242
Biological products, excluding diagnostic, for veterinary, industrial, and all other misc. uses.....		325414-A	03/80	201.258	198.391	206.933	206.933	—
Biological products, excluding diagnostic, for human use.....		325414-T	06/09	153.909	153.909	153.415	153.415	153.415
Secondary products and miscellaneous receipts.....		325414-SM1						
Paint, coating & adhesive mfg.....	3255		12/03	235.404	235.407	235.340	234.641	234.766
Paint and coating mfg.....	32551		06/83	414.824	415.197	414.875	413.722	412.812
Paint and coating manufacturing.....	325510		06/83	414.126	414.492	414.175	413.020	412.112
Primary products.....		325510-P	06/83	420.733	420.732	420.640	419.265	418.302
Miscellaneous allied paint products including paint and varnish removers, thinners, etc.....		325510-B	12/88	375.691	376.191	371.463	371.309	371.400
Architectural coatings.....		325510-1	06/83	501.690	501.669	503.665	503.665	503.665
Exterior architectural coatings.....		325510-11	12/12	186.268	186.247	188.304	188.304	188.304
Interior architectural coatings.....		325510-12	12/12	152.876	152.876	152.876	152.876	152.876
Product finishes for original equipment manufacturers (OEM), excluding marine coatings.....		325510-4	06/83	262.389	261.958	260.276	259.147	259.642
Transportation finishes, except powdered and high-solids coatings.....		325510-41	12/12	118.648	118.535	118.322	116.329	117.403
All other product finishes for original equipment manufacturers (OEM), excluding marine coating.....		325510-42	12/12	146.861	146.593	145.474	145.324	145.325
Special purpose coatings incl. marine, industrial, construction and maintenance coatings, etc.....		325510-7	06/83	530.940	531.522	531.067	524.695	517.726
Automotive, other transportation and machinery refinish paints and enamels, including primers.....		325510-71	12/12	153.591	163.273	157.405	164.335	161.721
Special purpose coatings, including all marine coatings and traffic marking paints.....		325510-72	12/12	147.707	147.372	147.545	145.314	143.406
Secondary products and miscellaneous receipts.....		325510-SM						
Secondary products.....		325510-S	06/83	348.761	348.761	337.715	337.715	338.539
Adhesive mfg.....	32552		12/03	220.504	220.130	220.276	219.540	220.820
Adhesive manufacturing.....	325520		12/83	358.633	358.026	358.263	357.066	359.148
Primary products.....		325520-P	12/83	361.657	361.025	361.201	359.963	362.128
Nonstructural caulking compounds and sealants.....		325520-A	12/06	221.512	221.512	222.740	222.740	223.901
Structural sealants (load bearing).....		325520-B	12/06	132.807	132.807	132.807	132.807	133.915
Synthetic resin & rubber adhesives, incl all types of bonding & laminating adhesives.....		325520-4	12/83	372.067	370.975	370.343	368.202	370.860
Epoxy adhesives.....		325520-41	06/06	206.331	206.331	206.331	206.331	207.142
Other synthetic resin and rubber adhesives.....		325520-46	06/97	241.776	241.114	240.071	240.659	243.451

See footnotes at end of table.

Table 11. Producer price indexes for net output of selected industries and their products, not seasonally adjusted — Continued
 [March 2024]

Title ¹	Industry code	Product code	Index base	Unadjusted index ²				
				Nov. 2023	Dec. 2023 ^P	Jan. 2024 ^P	Feb. 2024 ^P	Mar. 2024 ^P
Adhesive manufacturing - Continued								
Secondary products and miscellaneous receipts.....		325520-SM						
Secondary products.....		325520-S	12/83	312.925	313.044	317.607	317.095	316.781
Soap, cleaners, and toilet preparation mfg.....	3256		12/84	213.568	214.305	214.428	215.515	215.608
Soap & cleaning compound mfg.....	32561		12/03	181.542	182.883	183.155	183.343	183.343
Soap and other detergent manufacturing.....	325611		06/83	225.230	228.011	228.553	228.560	228.560
Primary products.....		325611-P	06/83	227.977	231.092	231.691	231.691	231.691
Soaps and detergents, commercial, industrial, and institutional.....		325611-1	06/83	337.938	347.564	349.322	349.322	349.322
Commercial, industrial, and institutional hard surface cleaners.....		325611-11	06/07	144.004	143.871	144.704	144.704	144.704
Commercial, industrial, and institutional laundry detergents.....		325611-12	06/07	180.598	180.598	180.598	180.598	180.598
Commercial, industrial, and institutional dishwashing detergents.....		325611-13	12/11	168.509	181.018	181.018	181.018	181.018
Commercial, industrial, and institutional metal cleaners.....		325611-14	12/11	149.354	149.354	149.354	149.354	149.354
Dairy, farm, and food plant cleaners, sanitizers, etc.....		325611-16	06/07	158.497	158.497	158.497	-	-
Commercial, industrial, and institutional soaps, excluding specialty cleaners.....		325611-17	06/07	161.136	161.136	163.654	163.654	163.654
Household detergents.....		325611-4	06/83	186.597	186.755	186.786	186.786	186.786
Household alkaline detergents and cleaners.....		325611-45	05/18	141.344	141.468	141.492	141.492	141.492
Household dry and liquid laundry detergents.....		325611-46	05/18	118.126	118.126	118.126	118.126	118.126
Soaps, excluding specialty cleaners, household.....		325611-7	06/83	220.159	219.509	219.509	219.509	219.509
Secondary products and miscellaneous receipts.....		325611-SM						
Miscellaneous receipts.....		325611-M	06/83	234.914	234.914	234.914	234.942	234.931
Secondary products.....		325611-S	06/83	205.284	205.316	205.396	205.476	205.475
Polish and other sanitation good mfg.....	325612		06/83	248.005	248.005	248.245	249.740	249.740
Primary products.....		325612-P	06/83	257.611	257.611	257.855	259.521	259.521
Polishing preparations and related products.....		325612-7	06/83	300.907	300.907	300.605	300.605	300.605
Specialty cleaning and sanitation products.....		325612-8	05/17	119.319	119.319	119.585	121.168	121.168
Disinfectants, nonagricultural, industrial and institutional.....		325612-81	05/17	141.844	141.844	143.158	143.158	143.158
Air and room fresheners.....		325612-83	06/83	188.370	188.370	188.227	188.227	188.227
Laundry fabric softeners and rinses, liquid and dry.....		325612-88	05/17	114.188	114.188	114.332	114.332	114.332
Other specialty cleaning and sanitation products.....		325612-89	06/89	189.488	189.488	189.647	194.250	194.250
Secondary products and miscellaneous receipts.....		325612-SM						
Miscellaneous receipts.....		325612-M	06/83	179.696	179.696	182.118	182.118	182.118
Surface active agent manufacturing.....	325613		12/83	337.472	337.045	336.801	336.801	336.801
Primary products.....		325613-P	12/83	369.859	369.859	369.859	369.859	369.859
Surfactants, finishing agents, and assistants.....		325613-0	12/83	369.859	369.859	369.859	369.859	369.859
Surfactants (bulk surface active agents).....		325613-02	12/83	430.152	430.152	430.152	430.152	430.152
Secondary products and miscellaneous receipts.....		325613-SM						
Toilet preparation mfg.....	32562		12/03	133.573	133.579	133.550	134.696	134.805
Toilet preparation manufacturing.....	325620		03/80	242.923	242.934	242.880	244.964	245.162
Primary products.....		325620-P	03/80	243.547	243.547	243.492	245.692	245.901
Denture cleaners, mouthwashes, gargles, and rinses.....		325620-A	12/03	150.961	150.961	150.961	150.961	150.961
Creams, lotions, and oils, excluding shaving, hair, and deodorant.....		325620-D	03/80	236.754	236.754	236.754	237.256	237.256
Other cosmetics and toilet preparations.....		325620-G	06/99	125.848	125.848	125.848	127.645	127.645
Shaving preparations.....		325620-1	03/80	249.837	249.837	248.054	248.054	248.054
Perfumes, toilet waters, and colognes.....		325620-4	03/80	243.462	243.462	243.462	246.206	246.206
Hair preparations (including shampoos).....		325620-7	03/80	273.220	273.220	273.220	276.379	278.231
Hair preparations incl professional, consumer, and cream/gel shampoos.....		325620-71	06/07	153.697	153.697	153.697	153.697	153.697
Hair tonics and hair dressings incl professional and consumer use.....		325620-72	06/07	126.653	126.653	126.653	133.351	137.275
Secondary products and miscellaneous receipts.....		325620-SM						
Secondary products.....		325620-S	03/80	380.675	381.156	-	-	-
Other chemical product & preparation mfg.....	3259		12/03	173.791	176.442	175.060	175.658	176.156
Printing ink mfg.....	32591		12/03	194.745	195.106	194.905	194.104	194.757
Printing ink manufacturing.....	325910		06/84	261.071	261.555	261.285	260.210	261.086
Primary products.....		325910-P	06/84	265.654	266.156	265.876	264.765	265.653
Flexographic printing inks.....		325910-A	06/84	296.459	296.459	296.459	292.215	292.215
Nonimpact/digital inks.....		325910-E	06/05	237.715	239.105	238.152	238.753	237.787
All other printing inks.....		325910-H	06/84	240.037	240.941	240.941	240.929	240.622
Lithographic and offset inks.....		325910-6	06/84	252.014	252.014	252.011	252.011	252.902
News and nonheat web offset printing inks.....		325910-61	12/89	338.357	338.357	338.357	338.357	354.573
Publication and commercial web inks.....		325910-62	12/97	167.919	167.919	167.919	167.919	167.919
Sheet-fed general inks.....		325910-63	12/97	161.468	161.468	161.454	161.454	161.454
Sheet-fed packaging inks.....		325910-64	06/05	149.436	149.436	149.436	149.436	149.436
Gravure printing inks.....		325910-7	06/84	172.966	172.966	172.953	173.223	173.223
Secondary products and miscellaneous receipts.....		325910-SM						
Miscellaneous receipts.....		325910-M	06/84	189.805	189.805	189.805	189.805	189.805
Explosives mfg.....	32592		12/06	155.133	154.621	159.245	161.463	160.930

See footnotes at end of table.

Table 11. Producer price indexes for net output of selected industries and their products, not seasonally adjusted — Continued
 [March 2024]

Title ¹	Industry code	Product code	Index base	Unadjusted index ²				
				Nov. 2023	Dec. 2023 ^P	Jan. 2024 ^P	Feb. 2024 ^P	Mar. 2024 ^P
Explosives manufacturing.....	325920		12/80	394.007	392.704	404.448	410.083	408.728
Primary products.....		325920-P	12/80	353.193	351.899	363.107	368.371	367.135
Explosives and blasting accessories.....		325920-0	12/80	355.487	354.184	365.465	370.763	369.519
Secondary products and miscellaneous receipts.....		325920-SM						
All other chemical product & preparation mfg.....	32599		12/03	170.923	174.013	172.077	172.689	173.243
Custom compounding of purchased resins.....	325991		06/93	201.490	201.209	203.502	203.387	203.835
Primary products.....		325991-P	06/93	210.421	210.127	212.522	212.402	212.870
Custom compounding of purchased resins and color concentrates.....		325991-0	06/93	209.368	209.075	211.458	211.339	211.805
Secondary products and miscellaneous receipts.....		325991-SM						
Photographic Film, Paper, Plate, Chemical, and Copy Toner Manufacturing.....	325992		12/03	150.472	164.998	151.457	157.670	161.723
Primary products.....		325992-P	12/03	161.718	178.824	163.152	170.396	175.223
Photographic sensitized film, plates, paper, & cloth.....		325992-T	06/07	173.210	200.223	176.163	187.213	194.576
Photographic sensitized film, plates, paper, & cloth, silver-halide-type (excl X-ray).....		325992-T1	01/00	163.556	193.824	166.583	179.094	—
Photographic sensitized film, plates, paper & cloth, other than silver-halide-type (incl X-ray).....		325992-T3	12/03	166.525	168.145	168.145	168.145	174.758
Prepared photographic chemicals.....		325992-5	12/83	79.052	78.063	78.230	78.230	78.230
Secondary products and miscellaneous receipts.....		325992-SM						
Other miscellaneous chemical product manufacturing.....	325998		06/85	258.822	260.754	260.147	259.046	258.396
Primary products.....		325998-P	06/85	252.770	254.829	254.176	252.979	252.286
Water treating compounds.....		325998-A	06/85	207.485	214.503	214.637	214.456	213.654
All other chemical preparations, including essential oils, matches, and gelatin.....		325998-J	06/85	277.991	279.269	278.085	276.166	275.307
Secondary products and miscellaneous receipts.....		325998-SM						
Miscellaneous receipts.....		325998-M	12/03	165.307	165.307	165.307	165.307	165.307
Secondary products.....		325998-S	06/85	349.071	349.586	349.758	350.772	—
Plastics and rubber products mfg.....	326		12/84	250.109	250.046	250.252	250.446	250.947
Plastics product mfg.....	3261		06/93	221.917	221.835	221.972	222.132	222.658
Unsupported plastics film, sheet, and bag mfg.....	32611		12/03	195.454	195.692	195.197	197.004	197.426
Plastics bag and pouch manufacturing.....	326111		12/03	211.602	211.433	211.750	211.969	212.306
Primary products.....		326111-P	12/03	214.594	214.414	214.694	214.677	214.939
Single-web film specialty bags, pouches, and liners.....		326111-1	12/83	327.987	327.707	328.135	328.206	328.562
Polyethylene grocery and variety bags and pouches.....		326111-11	06/07	163.673	163.673	163.673	163.873	163.873
Polyethylene refuse bags.....		326111-12	06/07	147.723	147.049	146.503	144.754	144.474
Other polyethylene bags, pouches, and liners.....		326111-15	06/07	182.539	182.553	183.770	184.287	185.080
Coextruded single-web film specialty bags, pouches, & liners.....		326111-16	06/13	136.321	136.321	136.321	137.669	137.669
Multiweb film/film combination specialty bags, pouches, and liners.....		326111-3	12/03	205.858	205.858	206.112	202.791	204.579
Secondary products and miscellaneous receipts.....		326111-SM						
Secondary products.....		326111-S	12/03	229.536	229.525	230.760	237.515	240.130
Plastics packaging film and sheet mfg.....	326112		12/03	174.410	174.510	173.971	175.658	176.947
Primary products.....		326112-P	12/03	176.895	176.942	176.443	178.136	179.556
Single-web film, rolls, and sheets, including coextruded, for flexible packaging uses.....		326112-1	12/87	273.586	273.166	275.163	277.851	280.223
Single-web film, rolls, and sheets for flexible packaging uses.....		326112-11	06/07	178.577	178.577	180.274	181.454	183.145
Coextruded single-web film, for flexible packaging uses.....		326112-12	06/07	157.711	156.436	156.103	159.817	160.646
Film/film multiweb laminated rolls and sheets, excluding foil, for flexible packaging uses.....		326112-3	12/87	189.054	190.729	181.074	182.654	183.589
Secondary products and miscellaneous receipts.....		326112-SM						
Secondary products.....		326112-S	12/03	169.045	169.983	168.693	170.667	170.265
Nonpackaging plastics film and sheet mfg.....	326113		06/93	225.704	226.440	225.321	228.648	228.172
Primary products.....		326113-P	12/82	279.497	280.744	279.185	283.444	282.786
Unlaminated plastics film and sheet, excluding packaging.....		326113-0	12/82	279.497	280.744	279.185	283.444	282.786
Unlaminated polyethylene film and sheet.....		326113-01	06/93	274.312	275.190	273.638	278.081	277.524
Unlaminated vinyl and vinyl copolymer film and sheet.....		326113-03	06/93	255.138	255.138	247.607	247.607	—
Miscellaneous unlaminated plastics film and sheet.....		326113-04	06/93	210.846	210.559	210.402	211.987	211.987
Secondary products and miscellaneous receipts.....		326113-SM						
Secondary products.....		326113-S	06/93	169.150	164.844	166.484	167.098	167.697
Plastics pipe/fitting/unsupported shapes mfg.....	32612		12/03	273.988	273.366	270.156	269.751	268.581
Unlaminated plastics profile shape mfg.....	326121		06/93	175.773	178.034	172.659	172.545	171.320
Primary products.....		326121-P	12/82	227.488	230.823	222.848	222.679	220.867
Unlaminated plastics profile shapes.....		326121-0	12/82	227.488	230.823	222.848	222.679	220.867
Secondary products and miscellaneous receipts.....		326121-SM						
Plastics pipe and pipe fitting manufacturing.....	326122		06/93	467.862	463.389	462.161	461.279	459.888
Primary products.....		326122-P	12/82	452.374	448.003	446.885	446.006	444.610
Plastics pipe.....		326122-1	12/82	442.281	436.621	434.636	433.321	430.993
Plastics drain, waste, and vent pipe.....		326122-11	06/87	235.237	231.826	228.073	226.945	223.931

See footnotes at end of table.

Table 11. Producer price indexes for net output of selected industries and their products, not seasonally adjusted — Continued
 [March 2024]

Title ¹	Industry code	Product code	Index base	Unadjusted index ²				
				Nov. 2023	Dec. 2023 ^P	Jan. 2024 ^P	Feb. 2024 ^P	Mar. 2024 ^P
Plastics pipe and pipe fitting manufacturing - Continued								
Plastics water pipe.....		326122-13	06/87	406.379	398.297	402.860	395.970	394.890
Plastics sewer, stormdrain, and water main pipe.....		326122-18	12/17	203.602	202.142	198.909	199.390	198.638
Other plastics pipe.....		326122-1B	07/87	477.655	477.655	477.655	477.655	477.655
Plastics pipe fittings and unions.....		326122-3	12/03	425.522	427.906	431.030	432.341	435.545
Secondary products and miscellaneous receipts.....		326122-SM						
Miscellaneous receipts.....		326122-M	12/99	222.594	222.327	214.912	216.890	226.996
Secondary products.....		326122-S1	12/17	150.960	151.001	148.980	149.330	149.255
Laminated plastics plate, sheet, and shape mfg.....	32613		12/03	172.885	173.975	174.230	174.231	174.231
Laminated plastics plate, sheet (except packaging), and shape manufacturing.....								
Primary products.....	326130	326130-P	06/93	215.043	216.399	216.716	216.717	216.717
Laminated plastics plates, sheet (except packaging), and shapes.....		326130-0	12/82	281.304	283.147	283.577	283.577	283.577
Secondary products and miscellaneous receipts.....		326130-SM						
Secondary products.....		326130-S	06/93	197.852	197.852	197.852	197.897	197.897
Polystyrene foam product mfg.....	32614		12/03	316.453	316.175	315.669	315.519	315.710
Polystyrene foam product manufacturing.....								
Primary products.....	326140	326140-P	12/03	316.604	316.326	315.821	315.672	315.863
Packaging, polystyrene foam products.....		326140-2	12/03	306.109	305.758	305.118	304.850	304.886
Polystyrene foam food containers.....		326140-21	06/06	366.835	366.292	365.555	364.012	364.480
Polystyrene foam protective shipping pads, shaped cushioning, etc.....		326140-22	06/06	321.863	321.140	320.158	318.949	319.573
Building and construction polystyrene foam products.....		326140-3	06/06	301.564	301.564	301.564	300.033	300.033
Consumer and institutional polystyrene foam products.....		326140-5	12/03	224.290	224.290	224.290	224.555	224.555
All other polystyrene foam products incl. transportation application uses.....		326140-9	12/82	399.878	399.187	397.636	398.167	397.760
Secondary products and miscellaneous receipts.....		326140-SM	06/06	193.824	193.824	193.824	193.824	193.824
Foam product (ex polystyrene) mfg.....	32615		12/03	192.855	192.051	192.268	192.012	192.006
Urethane and other foam product mfg.....								
Primary products.....	326150	326150-P	12/03	192.833	192.029	192.246	191.990	191.984
Packaging polyurethane foam products.....		326150-2	12/03	187.204	186.397	186.593	186.334	186.310
Furniture and furnishings polyurethane foam products.....		326150-4	12/03	295.101	295.101	295.101	295.101	295.101
Polyurethane foam formed and slab stock for pillows, seating, and cushioning.....		326150-41	12/82	283.193	280.244	280.244	279.300	279.211
Consumer and institutional polyurethane foam products.....		326150-5	12/05	155.545	155.545	155.545	153.450	153.250
All other miscellaneous polyurethane foam products.....		326150-6	12/03	238.757	238.757	238.757	238.757	238.757
Products made of foam other than polystyrene or polyurethane.....		326150-9	12/03	120.814	120.814	120.814	120.814	120.814
Secondary products and miscellaneous receipts.....		326150-SM	12/99	164.214	164.214	164.967	164.967	164.967
Secondary products.....		326150-S	12/03	261.823	261.768	262.620	262.629	263.335
Plastics bottle mfg.....	32616		12/03	148.071	148.514	149.708	148.042	148.355
Plastics bottle manufacturing.....								
Primary products.....	326160	326160-P	06/93	166.894	167.393	168.738	166.861	167.214
Plastics bottles.....		326160-0	12/82	186.104	186.680	188.211	186.079	186.399
Secondary products and miscellaneous receipts.....		326160-SM	06/87	177.337	177.887	179.345	177.314	177.618
Other plastics product mfg.....	32619		12/03	182.169	182.061	182.735	182.788	183.609
Plastics plumbing fixture manufacturing.....								
Primary products.....	326191	326191-P	06/93	205.476	203.663	205.989	205.990	205.990
Plastics plumbing fixtures.....		326191-0	06/93	207.210	205.324	207.728	207.728	207.728
Secondary products and miscellaneous receipts.....		326191-SM						
Miscellaneous receipts.....		326191-M	12/04	102.539	102.539	103.333	103.333	103.333
All other plastics product manufacturing.....								
Primary products.....	326199	326199-P	06/93	201.280	201.239	201.911	201.973	202.922
All other reinforced and fiberglass plastics products.....		326199-A	06/87	237.492	237.327	238.231	238.270	239.532
Consumer/institutional/commercial fabricated plastics products (excl. foam and wire coated).....		326199-C	06/93	268.748	270.277	269.941	272.343	271.735
Transportation fabricated plastics products (excluding foam and reinforced plastics).....		326199-1	06/93	216.189	216.089	216.072	216.438	216.497
Electrical and electronic fabricated plastics (excluding foam and reinforced plastics).....		326199-2	06/93	136.231	136.165	136.165	136.180	138.515
Industrial machinery plastics products, excluding foam (incl. gears, bearings, etc.).....		326199-3	12/82	146.341	149.076	149.076	149.076	149.076
Plastics packaging (excluding film, sheet, foam, and bottles).....		326199-4	06/93	204.065	204.065	204.065	204.065	204.065
Building & construction fabricated plastics products (excl foam, plumbing fixtures, hardware).....		326199-8	06/93	201.090	199.577	202.220	201.326	202.554
Secondary products and miscellaneous receipts.....		326199-SM	12/03	186.047	186.193	187.169	187.115	187.651
Miscellaneous receipts.....		326199-M	12/99	183.948	184.790	184.090	184.090	184.090
Secondary products.....		326199-S	06/93	180.508	181.132	181.638	182.242	182.064
Rubber product mfg.....	3262		12/03	194.169	194.229	194.572	194.783	194.842
Tire mfg.....	32621		06/81	217.847	217.867	217.954	217.975	217.737

See footnotes at end of table.

Table 11. Producer price indexes for net output of selected industries and their products, not seasonally adjusted — Continued
 [March 2024]

Title ¹	Industry code	Product code	Index base	Unadjusted index ²				
				Nov. 2023	Dec. 2023 ^P	Jan. 2024 ^P	Feb. 2024 ^P	Mar. 2024 ^P
Tire manufacturing, except retreading.....	326211		06/81	217.858	217.878	217.964	217.985	217.747
Primary products.....		326211-P	06/81	201.563	201.582	201.674	201.694	201.469
Tread rubber, tire sundries, and repair materials.....		326211-H	06/81	304.428	305.447	305.338	305.338	305.344
Pneumatic tires (including passenger, truck, bus, tractor, industrial, and other tires).....		326211-0	12/11	121.410	121.410	121.471	121.484	121.339
Passenger car pneumatic tires (casings).....		326211-01	06/81	184.575	184.575	184.916	184.844	184.563
Truck and bus (including off-the-highway) pneumatic tires.....		326211-03	06/81	189.247	189.247	188.588	188.904	188.795
Secondary products and miscellaneous receipts.....		326211-SM						
Rubber and plastics hose and belting.....	326222		12/03	204.517	204.517	205.408	205.630	206.926
Rubber and plastics hose and belting mfg.....	326220		12/81	326.997	326.997	328.422	328.778	330.850
Primary products.....		326220-P	12/81	328.780	328.781	330.100	330.390	332.551
Rubber and plastics belt and belting mfg.....		326220-D	12/11	145.813	145.813	147.712	147.757	147.907
Rubber and plastics transmission belts and belting (excluding flat).....		326220-D2	12/81	235.189	235.190	236.919	236.919	236.919
Rubber and plastic hose mfg.....		326220-H	12/11	130.814	130.814	129.985	130.187	131.879
Rubber and plastics hose for on- and off-highway motor vehicles.....		326220-H3	12/04	155.390	155.390	152.390	152.390	157.996
Industrial rubber and plastics hose without fittings.....		326220-H4	12/04	161.522	161.522	161.522	161.522	161.522
Rubber and plastics water hose (incl. fire, irrigation, etc.).....		326220-H5	12/04	224.455	224.455	225.069	227.245	227.245
Secondary products and miscellaneous receipts.....		326220-SM						
Other rubber product mfg.....	32629		12/88	217.396	217.546	218.127	218.643	218.672
Rubber product mfg. for mechanical use.....	326291		12/88	175.456	175.326	175.634	175.655	175.790
Primary products.....		326291-P	12/88	166.062	166.062	166.153	166.152	166.152
Other extruded rubber mechanical goods (excl. auto)(excl. tubing).....		326291-C	12/03	150.303	150.303	150.303	150.303	150.303
Molded rubber mechanical goods, automotive.....		326291-1	06/83	120.924	120.924	120.924	120.924	120.924
Molded rubber mechanical goods, transportation (excluding automotive)/off-highway machinery.....		326291-2	12/03	156.260	156.260	154.603	154.603	154.603
Other molded rubber mechanical goods (excluding tubing).....		326291-9	12/03	195.847	195.847	198.396	198.395	198.395
Secondary products and miscellaneous receipts.....		326291-SM						
Secondary products.....		326291-S	06/83	292.460	288.056	292.457	293.234	297.802
All other rubber product manufacturing.....	326299		06/83	281.628	282.110	283.035	284.161	284.067
Primary products.....		326299-P	06/83	283.460	284.030	285.036	286.676	286.563
All other miscellaneous rubber goods.....		326299-B	06/83	242.975	242.975	246.918	246.577	246.577
Rubber compounds or mixtures for sale or interplant transfer.....		326299-6	06/83	307.466	308.802	308.428	308.428	308.428
All other industrial rubber products.....		326299-7	06/83	321.920	322.733	324.431	329.412	329.412
Secondary products and miscellaneous receipts.....		326299-SM						
Secondary products.....		326299-S	06/83	252.748	252.300	252.355	247.955	248.078
Nonmetallic mineral product manufacturing.....	327		12/84	289.813	289.370	294.137	296.232	296.565
Clay product and refractory manufacturing.....	3271		12/03	178.208	177.679	178.677	179.534	179.374
Pottery, ceramics, and plumbing fixture mfg.....	32711		12/84	274.129	274.073	274.112	274.417	274.438
Pottery, ceramics, and plumbing fixture mfg.....	327110		12/11	150.653	150.622	150.645	150.814	150.826
Primary products.....		327110-P	12/11	145.870	145.859	145.669	145.616	145.616
Vitreous china, porcelain, and earthenware (semivitreous) table and kitchenware.....		327110-5	12/06	140.697	140.697	140.697	140.697	140.697
All other pottery products (including china decorated for the trade).....		327110-6	12/06	168.745	168.745	168.745	168.745	168.745
Porcelain, steatite, and other ceramic electrical products.....		327110-7	12/85	323.638	323.582	322.091	321.830	321.830
Secondary products and miscellaneous receipts.....		327110-SM						
Clay building material and refractories mfg.....	32712		12/03	179.175	178.454	179.828	180.940	180.713
Clay building material and refractories mfg.....	327120		12/11	141.299	140.731	141.814	142.690	142.511
Primary products.....		327120-P	12/11	141.581	140.999	142.096	142.994	142.797
Brick and structural clay tile.....		327120-1	12/84	254.075	254.075	256.068	262.462	263.284
Building or common brick.....		327120-11	12/84	251.393	251.393	253.210	259.616	260.439
Glazed brick and other brick (paving, floor, and sewer).....		327120-12	12/04	196.876	196.876	208.130	208.130	208.168
Clay floor and wall tile, glazed and unglazed (including quarry tile and ceramic mosaic tile).....		327120-2	06/85	122.101	118.887	118.887	120.090	118.358
Nonclay refractories (excluding dead-burned magnesia).....		327120-6	12/04	202.997	205.049	208.526	206.567	206.513
Clay refractories.....		327120-7	12/04	218.379	218.379	220.205	220.205	220.205
All other structural clay products, excluding clay refractories.....		327120-9	12/85	301.476	301.476	302.606	302.606	317.853
Secondary products and miscellaneous receipts.....		327120-SM						
Miscellaneous receipts.....		327120-M	12/11	140.513	140.513	141.772	141.772	143.243
Glass and glass product manufacturing.....	3272		12/03	166.846	167.355	168.836	168.915	168.609
Glass and glass product manufacturing.....	32721		12/03	166.846	167.355	168.836	168.915	168.609
Flat glass manufacturing.....	327211		12/80	146.822	147.427	146.343	147.938	146.420
Primary products.....		327211-P	12/80	140.712	141.297	140.249	141.791	140.323
Flat glass (float, sheet, and plate process), made by flat glass producers.....		327211-1	12/80	142.785	143.711	142.052	-	-
Other glass products, made by flat glass producers.....		327211-4	12/06	170.875	170.875	170.875	170.875	170.875
Secondary products and miscellaneous receipts.....		327211-SM						

See footnotes at end of table.

Table 11. Producer price indexes for net output of selected industries and their products, not seasonally adjusted — Continued
 [March 2024]

Title ¹	Industry code	Product code	Index base	Unadjusted index ²				
				Nov. 2023	Dec. 2023 ^P	Jan. 2024 ^P	Feb. 2024 ^P	Mar. 2024 ^P
Other pressed and blown glass and glassware.....	327212		06/83	202.379	202.383	201.988	202.491	201.474
Primary products.....		327212-P	06/83	200.603	200.598	200.197	200.686	199.646
Glass fiber and machine-made pressed and blown glass and glassware, made by glass producers.....		327212-B	06/12	151.813	151.810	151.484	151.863	151.058
Handmade pressed and blown glass and glassware, made by glass producers....		327212-9	12/04	145.489	145.489	146.112	146.112	146.147
Secondary and miscellaneous receipts.....		327212-SM						
Glass container manufacturing.....	327213		06/82	272.617	272.471	282.193	282.128	282.343
Primary products.....		327213-P	06/82	273.701	273.554	283.328	283.263	283.479
Glass containers (including value of packaging).....		327213-0	12/03	196.874	196.768	203.798	203.751	203.907
Secondary products and miscellaneous receipts.....		327213-SM1						
Glass product mfg. made of purchased glass.....	327215		06/83	212.501	213.559	215.021	214.315	214.507
Primary products.....		327215-P	06/83	206.240	207.273	208.679	207.990	208.178
Pressed and blown glassware, made from purchased glass.....		327215-E	12/22	104.265	105.034	106.284	107.145	107.735
Other glass products, made from purchased glass.....		327215-F	06/83	199.498	200.953	201.662	201.611	201.678
Mirrors (decorated and undecorated), made from purchased glass.....		327215-9	06/83	209.449	208.698	211.659	207.505	207.505
Secondary products and miscellaneous receipts.....		327215-SM						
Secondary products.....		327215-S	06/83	249.769	249.769	257.275	257.281	257.282
Cement and concrete product manufacturing.....	3273		12/03	239.888	238.917	243.495	245.004	245.089
Cement manufacturing.....	32731		06/82	334.772	334.569	345.632	343.084	343.084
Cement manufacturing.....	327310		06/82	334.779	334.576	345.639	343.092	343.092
Primary products.....		327310-P	06/82	330.335	330.134	341.040	338.512	338.512
Cement, hydraulic (including cost of shipping containers).....		327310-0	06/89	326.561	326.361	337.143	334.644	334.644
Secondary products and miscellaneous receipts.....		327310-SM						
Ready-mix concrete manufacturing.....	32732		12/03	244.814	241.800	247.391	249.476	249.715
Ready-mix concrete manufacturing.....	327320		06/81	379.578	374.905	383.573	386.807	387.177
Primary products.....		327320-P	06/81	375.820	371.052	379.548	382.847	383.221
Northeast region ready-mix concrete.....		327320-A	12/12	167.759	165.065	165.065	171.655	171.655
Midwest region ready-mix concrete.....		327320-B	12/12	171.070	167.962	174.503	173.044	173.044
South region ready-mix concrete.....		327320-C	12/12	169.163	166.920	171.105	174.077	173.761
West region ready-mix concrete.....		327320-D	12/12	177.112	176.124	178.649	178.215	179.449
Secondary products and miscellaneous receipts.....		327320-SM						
Miscellaneous receipts.....		327320-M	06/81	404.604	404.604	410.378	410.378	410.378
Secondary products.....		327320-S	06/81	411.501	411.501	425.187	425.187	425.343
Concrete pipe, brick, and block manufacturing.....	32733		12/03	217.882	220.621	223.389	224.719	224.775
Concrete block and brick manufacturing.....	327331		06/81	356.264	361.733	365.197	368.185	368.316
Primary products.....		327331-P	06/81	368.892	374.595	378.265	381.402	381.470
Concrete block and brick.....		327331-0	12/06	174.931	177.635	179.375	180.863	180.895
Structural concrete block, lightweight units (weighing less than 105 lb/cubic ft.) (dry weight).....		327331-01	06/81	334.146	337.056	345.039	346.789	346.789
Structural concrete block, mediumweight units (weighing 105 - 124 lb/cubic ft.) (dry weight).....		327331-02	06/81	439.107	447.067	445.944	462.019	462.019
Structural concrete block, normalweight units (weighing 125 lb or more/cubic ft.) (dry weight).....		327331-03	06/81	422.924	425.907	435.426	435.827	435.827
Decorative concrete block (including screen, split, slump, shadowal block, etc.).....		327331-04	06/81	327.510	328.435	335.469	336.450	338.534
Concrete pavers (including grid, interlocking, etc.).....		327331-05	06/81	362.691	368.925	368.925	373.621	372.442
Concrete brick.....		327331-06	06/81	336.455	351.033	351.033	352.372	352.372
Secondary products and miscellaneous receipts.....		327331-SM						
Miscellaneous receipts.....		327331-M	06/81	304.821	308.180	308.180	308.180	314.238
Secondary products.....		327331-S	06/81	318.343	322.340	323.757	325.986	325.937
Concrete pipe manufacturing.....	327332		12/03	231.661	232.848	237.642	237.642	237.635
Primary products.....		327332-P	12/03	231.348	232.379	237.280	237.280	237.280
Concrete pipe.....		327332-0	12/03	231.348	232.379	237.280	237.280	237.280
Concrete storm sewer pipe.....		327332-02	12/99	305.798	310.214	312.060	312.060	312.060
Concrete pipe, except concrete culvert and storm sewer pipe.....		327332-03	06/94	271.812	271.812	272.267	272.267	272.267
Secondary products and miscellaneous receipts.....		327332-SM1						
Other concrete product manufacturing.....	32739		12/03	246.706	248.162	250.616	251.835	251.606
Other concrete product manufacturing.....	327390		12/03	246.731	248.198	250.665	251.883	251.654
Primary products.....		327390-P	12/03	243.958	244.623	246.201	247.465	247.227
Precast concrete products.....		327390-1	12/79	438.846	440.505	444.611	447.041	446.969
Precast concrete slabs and tile, roof and floor units.....		327390-11	07/85	393.008	393.008	393.008	393.008	393.008
Precast concrete architectural wall panels.....		327390-12	11/84	365.415	365.415	372.053	372.142	372.142
Burial vaults and boxes, precast concrete.....		327390-13	12/79	477.165	477.165	490.159	490.159	493.553
Precast concrete products (excl burial vaults and boxes, slabs and tile, and arch. wall panels).....		327390-14	12/79	413.281	415.407	418.427	421.525	421.204
Prestressed concrete products.....		327390-4	12/79	437.952	436.820	433.271	434.755	432.538

See footnotes at end of table.

Table 11. Producer price indexes for net output of selected industries and their products, not seasonally adjusted — Continued
[March 2024]

Title ¹	Industry code	Product code	Index base	Unadjusted index ²				
				Nov. 2023	Dec. 2023 ^P	Jan. 2024 ^P	Feb. 2024 ^P	Mar. 2024 ^P
Other concrete product manufacturing - Continued								
Prestressed concrete products (excl bridge beams and solid and hollow cored slabs and panels).....		327390-43	06/94	239.096	239.096	239.096	239.096	239.096
Prestressed concrete bridge beams.....		327390-46	01/17	211.078	209.588	208.419	208.164	205.245
Prestressed concrete solid and hollow cored slabs and panels.....		327390-47	01/17	166.256	166.256	159.433	163.735	163.735
Secondary products and miscellaneous receipts.....		327390-SM						
Secondary products.....		327390-S	12/79	540.718	591.656	644.333	644.333	644.333
Lime and gypsum product manufacturing.....	3274		12/03	249.910	249.577	255.635	263.391	267.992
Lime manufacturing.....	32741		12/03	322.833	322.702	346.834	361.211	366.608
Lime manufacturing.....	327410		12/85	415.078	414.910	445.937	464.421	471.361
Primary products.....		327410-P	12/85	432.142	432.126	464.403	483.730	490.996
Lime.....		327410-0	12/04	314.708	314.697	338.203	352.278	357.569
Secondary products and miscellaneous receipts.....		327410-SM1						
Gypsum product manufacturing.....	32742		12/03	234.830	234.412	234.407	240.172	244.688
Gypsum product manufacturing.....	327420		06/81	383.677	382.995	382.986	392.406	399.784
Primary products.....		327420-P	06/81	411.952	411.218	411.209	421.339	429.273
Gypsum building materials.....		327420-1	12/93	344.656	343.922	343.912	354.057	362.003
Other gypsum products.....		327420-5	01/00	243.423	243.423	243.423	243.423	243.423
Secondary products and miscellaneous receipts.....		327420-SM						
Other nonmetallic mineral products.....	3279		12/84	261.959	262.097	266.748	268.812	268.818
Abrasive product manufacturing.....	32791		12/03	175.808	176.290	180.716	180.491	181.862
Abrasive product manufacturing.....	327910		12/80	293.470	294.273	301.645	301.270	303.552
Primary products.....		327910-P	12/80	309.672	310.534	318.435	317.990	320.432
Nonmetallic sized grains, powders, and flour abrasives (incl. graded only).....		327910-1	06/87	253.684	253.684	256.722	256.722	256.722
Nonmetallic abrasive products (including diamond abrasives).....		327910-4	12/80	298.159	298.159	314.755	315.305	316.871
Nonmetallic coated abrasive products and buffing wheels, polishing wheels, and laps.....		327910-7	12/80	369.393	369.393	373.046	373.825	380.105
Secondary products and miscellaneous receipts.....		327910-SM						
Miscellaneous receipts.....		327910-M	12/80	366.174	366.174	368.236	375.003	376.229
All other nonmetallic mineral product mfg.....	32799		12/03	202.367	202.377	205.649	207.637	207.306
Cut stone and stone product manufacturing.....	327991		12/84	245.175	245.175	248.685	250.284	250.272
Primary products.....		327991-P	12/84	239.031	239.031	242.524	244.113	244.113
Dressed dimension granite (including gneiss, syenite, diorite, and cut granite).....		327991-1	12/84	231.999	231.999	236.479	238.501	238.501
Dressed dimension limestone (including dolomite, travertine, calcareous, tufa, & cut limestone).....		327991-4	12/84	204.238	204.238	215.170	215.170	-
Dressed dimension marble and other stone.....		327991-7	12/84	243.923	243.923	243.923	245.062	245.062
Secondary products and miscellaneous receipts.....		327991-SM						
Secondary products.....		327991-S	12/84	222.208	222.208	222.208	222.289	221.738
Ground or treated mineral and earths manufacturing.....	327992		06/85	315.529	313.829	314.397	315.045	313.914
Primary products.....		327992-P	06/85	309.194	307.487	308.123	308.769	307.642
Ground or treated minerals and earths.....		327992-0	06/85	309.194	307.487	308.123	308.769	307.642
Treated lightweight aggregate and crushed slag, minerals and earths.....		327992-04	12/14	156.459	156.459	156.459	155.663	154.822
Other minerals or earths, treated.....		327992-06	12/14	90.497	89.360	89.360	90.232	89.948
Secondary products and miscellaneous receipts.....		327992-SM						
Mineral wool manufacturing.....	327993		12/81	293.753	294.718	300.267	307.079	306.769
Primary products.....		327993-P	12/81	294.020	294.988	300.555	307.388	307.076
Mineral wool for thermal and acoustical envelope insulation.....		327993-1	12/81	300.794	301.522	302.831	311.315	312.610
Mineral wool for industrial, equipment, and appliance insulation.....		327993-4	12/81	248.132	249.262	259.169	263.161	260.982
Secondary products and miscellaneous receipts.....		327993-SM						
Miscellaneous nonmetallic mineral products manufacturing.....	327999		12/03	180.984	180.984	185.910	185.910	185.420
Primary products.....		327999-P	12/03	179.817	179.817	184.796	184.796	184.301
All other nonmetallic mineral products.....		327999-0	12/03	179.817	179.817	184.796	184.796	184.301
Other nonmetallic mineral products.....		327999-09	06/06	120.650	120.650	121.216	121.216	120.543
Secondary products and miscellaneous receipts.....		327999-SM						
Primary metal mfg.....	331		12/84	277.285	279.405	288.438	294.792	283.252
Iron & steel mills & ferroalloy mfg.....	3311		12/03	243.524	244.689	260.480	272.304	249.979
Iron & steel mills & ferroalloy mfg.....	33111		12/03	243.524	244.689	260.480	272.304	249.979
Iron and steel mills and ferroalloy mfg.....	331110		06/82	261.341	262.593	279.559	292.265	268.272
Primary products.....		331110-P	06/82	267.508	268.897	287.579	301.700	274.875
Steel ingots and semifinished products.....		331110-3	06/82	472.297	473.635	482.639	476.369	476.459
Ferroalloys and related products.....		331110-6	12/09	98.448	97.502	92.897	91.450	86.843
Hot rolled steel bars, plates, and structural shapes.....		331110-7	06/82	283.119	281.695	281.878	288.688	291.262
Hot rolled steel bars, plates, and structural shapes, carbon.....		331110-71	12/17	163.101	162.221	162.245	166.836	168.536

See footnotes at end of table.

Table 11. Producer price indexes for net output of selected industries and their products, not seasonally adjusted — Continued
 [March 2024]

Title ¹	Industry code	Product code	Index base	Unadjusted index ²				
				Nov. 2023	Dec. 2023 ^P	Jan. 2024 ^P	Feb. 2024 ^P	Mar. 2024 ^P
Iron and steel mills and ferroalloy mfg - Continued								
Hot rolled steel bars, plates, and structural shapes, alloy.....		331110-76	12/10	—	—	141.307	138.488	137.721
Secondary products and miscellaneous receipts.....		331110-SM						
Steel product mfg from purchased steel.....	3312		12/03	280.542	289.179	294.308	295.057	284.801
Iron & steel pipe and tube mfg from purchased steel.....	33121		12/03	326.619	325.144	332.575	336.624	327.205
Iron and steel pipe and tube manufacturing from purchased steel.....	331210		06/82	467.131	465.049	475.676	481.463	467.981
Primary products.....		331210-P	06/82	481.505	477.581	488.551	494.825	481.610
Iron and steel pipes and tubes, from purchased iron and steel.....		331210-0	06/82	481.505	477.581	488.551	494.825	481.610
Pipe and tube, carbon.....		331210-02	12/10	184.658	182.818	188.584	191.691	185.327
Pipe and tube, alloy.....		331210-03	12/10	140.221	141.159	140.643	—	—
Pipe and tube, stainless.....		331210-04	12/10	121.447	120.021	120.136	120.032	119.758
Secondary products and miscellaneous receipts.....		331210-SM1						
Rolling & drawing of purchased steel.....	33122		12/03	242.442	259.204	262.456	260.540	249.651
Rolled steel shape mfg.....	331221		06/82	283.466	323.357	331.396	326.320	302.812
Primary products.....		331221-P	06/82	256.779	297.000	304.333	299.184	276.387
Cold rolled steel sheet and strip, made from purchased steel.....		331221-1	06/82	268.899	337.711	344.913	336.342	300.983
Cold finished steel bars and bar shapes, made from purchased steel.....		331221-3	06/82	262.078	259.516	267.779	267.716	263.218
Secondary products and miscellaneous receipts.....		331221-SM						
Steel wire drawing.....	331222		06/82	302.019	302.548	302.345	302.799	300.063
Primary products.....		331222-P	06/82	308.171	308.732	308.520	309.018	306.117
Steel wire, including galvanized and other coated wire.....		331222-5	06/82	282.544	283.241	283.358	283.941	280.544
Carbon steel wire.....		331222-5A	06/82	285.074	285.249	284.434	285.284	284.282
Secondary products and miscellaneous receipts.....		331222-SM						
Miscellaneous receipts.....		331222-M	03/98	142.005	142.085	141.406	138.538	138.538
Alumina & aluminum production & processing.....	3313		12/03	151.640	150.941	150.147	150.378	149.856
Alumina & aluminum production & processing.....	33131		12/03	151.728	151.028	150.234	150.464	149.942
Secondary smelting and alloying of aluminum.....	331314		12/03	169.597	169.762	168.197	168.499	168.882
Primary products.....		331314-P	06/80	182.989	183.221	181.455	181.784	182.212
Aluminum ingot, including billet, made by secondary smelters.....		331314-2	12/03	170.507	170.763	168.967	169.356	169.798
Aluminum and aluminum-base alloys powders, paste, and flakes.....		331314-5	12/03	145.688	145.564	145.316	144.945	144.945
Secondary products and miscellaneous receipts.....		331314-SM						
Aluminum sheet, plate, and foil mfg.....	331315		06/81	201.012	200.340	197.928	198.786	—
Primary products.....		331315-P	06/81	207.708	206.977	204.485	205.414	—
Aluminum sheet, plate, and foil.....		331315-0	06/81	207.708	206.977	204.485	205.414	—
Secondary products and miscellaneous receipts.....		331315-SM2						
Other aluminum rolling, drawing, and extruding.....	331318		12/81	255.334	254.568	253.873	253.481	252.422
Primary products.....		331318-P	12/81	264.950	264.183	263.555	263.136	262.112
Other extruded aluminum shapes, including rod, bar, and wire.....		331318-0	12/81	281.949	281.133	280.463	280.018	278.928
Secondary products and miscellaneous receipts.....		331318-SM						
Nonferrous (exc alum) production & processing.....	3314		12/03	274.125	275.444	278.085	279.491	285.164
Nonferrous metal (except aluminum) smelting and refining.....	33141		12/03	290.905	290.389	290.180	—	—
Nonferrous metal (except aluminum) smelting and refining.....	331410		12/09	114.513	114.310	114.228	—	—
Primary products.....		331410-P	12/09	119.072	118.769	118.682	—	—
Secondary products and miscellaneous receipts.....		331410-SM1						
Copper rolling/drawing/extruding & alloying.....	33142		12/03	306.036	310.088	312.062	311.001	316.700
Copper rolling, drawing, extruding, and alloying.....	331420		12/11	120.845	122.444	123.222	122.804	125.053
Primary products.....		331420-P	12/11	121.029	122.694	123.531	123.088	125.439
Copper wire and cable.....		331420-A	12/03	268.605	273.630	275.052	275.389	280.348
Copper and copper alloy mill shapes, except wire and cable.....		331420-B	12/22	97.969	98.984	99.794	99.020	101.015
Secondary products and miscellaneous receipts.....		331420-SM						
Miscellaneous receipts.....		331420-M	12/11	137.265	140.485	140.559	141.432	—
Other nonferrous roll/draw/extruding/alloying.....	33149		12/03	240.445	239.478	244.036	243.503	249.953
Nonferrous metal (except copper and aluminum) rolling, drawing, and extruding.....	331491		12/03	219.259	218.919	221.640	224.940	224.510
Primary products.....		331491-P	12/03	189.707	189.497	191.886	194.712	194.346
All other nonferrous metal mill shapes.....		331491-D	06/82	306.348	305.519	331.384	340.158	338.143
Nickel and nickel-base alloy mill shapes.....		331491-2	06/82	270.461	270.066	258.683	270.483	269.725
Titanium and titanium-base alloy mill shapes.....		331491-3	06/82	193.046	193.046	192.747	195.114	195.114
Secondary products and miscellaneous receipts.....		331491-SM						
Secondary products.....		331491-S	06/82	393.745	376.911	377.051	377.795	375.495
Secondary smelting, refining, and alloying of nonferrous metal (except copper and aluminum).....	331492		12/03	264.814	263.155	269.631	265.248	278.676
Primary products.....		331492-P	12/03	264.244	264.116	269.674	265.116	279.016

See footnotes at end of table.

Table 11. Producer price indexes for net output of selected industries and their products, not seasonally adjusted — Continued
 [March 2024]

Title ¹	Industry code	Product code	Index base	Unadjusted index ²				
				Nov. 2023	Dec. 2023 ^P	Jan. 2024 ^P	Feb. 2024 ^P	Mar. 2024 ^P
Secondary smelting, refining, and alloying of nonferrous metal (except copper and aluminum) - Continued								
All other miscellaneous secondary nonferrous metals, including secondary lead and zinc.....		331492-B	06/11	87.146	85.954	86.997	83.758	88.864
Nonferrous metal powders, paste, and flakes (excluding aluminum and copper)...		331492-1	06/85	—	—	250.249	249.821	254.124
Secondary products and miscellaneous receipts.....		331492-SM						
Foundries.....	3315		12/03	202.245	204.258	205.721	206.607	206.531
Ferrous metal foundries.....	33151		12/84	290.991	295.156	297.209	297.375	296.963
Iron foundries.....	331511		12/80	338.476	347.083	352.675	352.950	352.085
Primary products.....		331511-P	12/80	325.498	333.949	339.286	339.596	338.735
Cast iron pressure and soil pipe and fittings, all sizes.....		331511-B	12/03	425.411	425.407	445.144	445.193	445.182
Standard and pearlitic malleable iron castings.....		331511-T	06/12	131.482	188.487	190.777	190.748	190.744
Other ductile iron castings.....		331511-3	06/86	216.641	217.385	219.900	220.228	218.938
Other gray iron castings (including molds and stools for heavy steel ingots).....		331511-9	12/03	209.304	209.332	213.623	213.793	213.818
Secondary products and miscellaneous receipts.....		331511-SM						
Steel investment foundries.....	331512		06/81	362.789	362.789	362.659	362.684	362.686
Primary products.....		331512-P	06/81	345.553	345.553	345.385	345.385	345.385
Steel investment castings.....		331512-0	06/81	345.553	345.553	345.385	345.385	345.385
Secondary products and miscellaneous receipts.....		331512-SM						
Secondary products.....		331512-S	06/81	513.382	513.382	523.302	—	—
Steel foundries, except investment.....	331513		06/81	288.938	288.938	285.886	286.014	286.044
Primary products.....		331513-P	12/03	218.196	218.196	215.835	215.906	215.929
Carbon steel castings, except investment.....		331513-1	06/81	309.201	309.201	310.374	310.767	310.759
Alloy steel castings, excluding investment.....		331513-4	12/17	152.296	152.296	149.883	149.883	149.906
High alloy steel castings, except investment.....		331513-41	06/81	406.929	406.929	406.080	406.080	406.177
Other alloy steel castings, except investment.....		331513-43	12/03	211.513	211.513	203.170	203.170	203.170
Secondary products and miscellaneous receipts.....		331513-SM						
Nonferrous metal foundries.....	33152		12/84	249.946	250.936	252.806	255.207	255.470
Nonferrous metal die-casting foundries.....	331523		12/11	119.870	120.659	119.920	120.068	120.027
Primary products.....		331523-P	12/11	120.948	121.775	121.009	121.163	121.121
Aluminum die-castings.....		331523-1	06/83	188.670	190.301	188.810	189.399	189.435
Nonferrous (except aluminum) die-castings.....		331523-3	06/91	257.532	257.574	257.436	256.006	255.408
Secondary products and miscellaneous receipts.....		331523-SM						
Secondary products.....		331523-S	12/11	112.985	112.590	112.557	112.555	112.526
Aluminum foundries, except die-casting.....	331524		06/91	232.788	232.324	237.634	242.738	242.713
Primary products.....		331524-P	06/91	211.493	210.983	216.001	221.609	221.609
Aluminum castings, excluding die-castings.....		331524-0	06/91	211.493	210.983	216.001	221.609	221.609
Secondary products and miscellaneous receipts.....		331524-SM						
Secondary products.....		331524-S1	06/08	298.777	298.777	304.283	304.283	304.100
Other nonferrous metal foundries, except die-casting.....	331529		12/11	144.172	144.820	148.168	150.443	151.288
Primary products.....		331529-P	12/11	140.325	141.174	144.599	146.920	147.784
Copper foundries (excluding die-casting).....		331529-5	06/83	398.369	403.043	402.475	403.218	407.979
Secondary products and miscellaneous receipts.....		331529-SM						
Fabricated metal product mfg.....	332		12/84	278.772	280.006	281.627	281.685	282.232
Forging & stamping.....	3321		12/03	172.477	173.701	176.951	177.460	178.254
Forging & stamping.....	33211		12/03	172.505	173.729	176.980	177.489	178.283
Iron and steel forging.....	332111		12/83	189.776	189.780	192.447	195.707	198.697
Primary products.....		332111-P	12/83	186.368	186.372	188.338	191.691	194.765
Hot impression die impact, press and upset steel forgings.....		332111-1	12/83	197.063	196.732	199.870	204.979	209.655
Hot impression die impact, press and upset carbon steel forgings.....		332111-11	12/83	198.970	198.970	207.273	—	—
Hot impression die impact, press and upset alloy steel forgings.....		332111-12	12/83	183.241	182.565	181.205	182.356	182.186
Secondary products and miscellaneous receipts.....		332111-SM						
Nonferrous forging.....	332112		12/83	184.425	185.016	185.418	186.324	187.933
Primary products.....		332112-P	12/83	204.678	205.356	205.705	206.735	208.578
Hot impression die impact, press and upset nonferrous forgings.....		332112-4	12/83	217.703	218.508	218.923	220.147	222.338
Hot impression die impact, press, and upset aluminum and aluminum alloy forgings.....		332112-41	12/83	235.434	236.655	235.808	235.618	239.114
Hot impression die impact, press, and upset titanium and titanium alloy forgings.....		332112-42	12/83	169.117	169.117	169.117	172.473	172.473
Other nonferrous hot impression die impact, press, and upset forgings.....		332112-43	06/98	211.704	213.071	222.992	222.992	225.624
Secondary products and miscellaneous receipts.....		332112-SM						
Custom roll forming.....	332114		12/03	171.729	176.258	181.628	181.520	181.520
Primary products.....		332114-P	12/84	193.883	199.814	206.846	206.704	206.704
Custom roll formed products (steel, aluminum and other metal).....		332114-0	06/90	188.241	193.999	200.827	200.689	200.689

See footnotes at end of table.

Table 11. Producer price indexes for net output of selected industries and their products, not seasonally adjusted — Continued
 [March 2024]

Title ¹	Industry code	Product code	Index base	Unadjusted index ²				
				Nov. 2023	Dec. 2023 ^P	Jan. 2024 ^P	Feb. 2024 ^P	Mar. 2024 ^P
Custom roll forming - Continued								
Secondary products and miscellaneous receipts.....		332114-SM						
Powder metallurgy part mfg.....	332117		12/03	132.604	133.352	135.553	—	—
Primary products.....		332117-P	12/03	133.195	133.946	136.157	—	—
Powder metallurgy parts.....		332117-0	12/91	136.703	137.473	139.743	—	—
Other metal stamping, except automotive.....	332119		06/84	256.840	256.840	261.241	260.340	260.397
Primary products.....		332119-P	12/03	200.809	200.809	203.346	203.049	203.410
Metal job stampings, except automotive.....		332119-3	06/84	264.852	264.852	269.586	268.905	271.015
Motor and generator metal job stampings.....		332119-32	06/07	128.419	128.419	129.730	—	—
Other metal job stampings.....		332119-33	06/07	176.587	176.587	179.892	179.565	181.200
Other metal stampings, n.e.c., incl. stamped and pressed metal, and crowns and closures.....		332119-9	01/24	—	—	100.000	100.000	99.342
Secondary products and miscellaneous receipts.....		332119-SM						
Miscellaneous receipts.....		332119-M	12/03	—	—	—	167.339	165.677
Secondary products.....		332119-S	12/03	—	—	—	135.252	135.252
Cutlery & handtool mfg.....	3322		12/03	163.026	163.442	165.286	165.023	165.126
Cutlery & handtool mfg.....	33221		12/03	163.010	163.426	165.269	165.007	165.110
Metal cookware, cutlery, and flatware mfg.....	332215		12/11	128.501	129.064	129.149	129.149	129.073
Primary products.....		332215-P	12/11	127.853	128.414	128.499	128.499	128.459
Cutlery, scissors, shears, trimmers, and snips.....		332215-2	12/83	291.348	297.414	298.340	298.340	290.978
Secondary products and miscellaneous receipts.....		332215-SM						
Miscellaneous receipts.....		332215-M	12/11	135.353	135.988	136.040	136.040	133.927
Secondary products.....		332215-S	12/11	135.896	135.896	135.896	135.896	135.896
Saw blade, handsaw, and hand and edge tool mfg.....	332216		12/11	135.797	136.024	138.256	137.932	138.099
Primary products.....		332216-P	12/11	135.178	135.374	137.793	137.446	137.622
Edge tools, hand-operated.....		332216-4	06/96	213.133	213.133	213.705	213.705	213.705
All other miscellaneous hand tools, except handsaws.....		332216-7	12/11	135.426	135.426	135.426	134.161	134.161
Secondary products and miscellaneous receipts.....		332216-SM						
Miscellaneous receipts.....		332216-M	12/11	136.909	137.760	136.165	136.165	136.165
Secondary products.....		332216-S	12/11	137.655	138.198	138.277	138.289	138.332
Architectural & structural metals mfg.....	3323		12/03	256.784	259.148	259.903	258.966	258.860
Plate work & fabricated structural prod mfg.....	33231		12/03	277.575	282.180	283.634	280.635	279.495
Prefabricated metal buildings and components mfg.....	332311		12/81	513.015	516.012	518.033	519.713	522.298
Primary products.....		332311-P	12/81	531.757	534.385	537.046	537.866	541.459
Prefabricated metal bldg & component systems (excl. farm service bldgs, resid. bldgs, & parts).....		332311-1	12/81	582.011	583.692	586.831	586.844	592.986
Other prefabricated and portable metal buildings and parts.....		332311-3	12/81	426.273	430.909	432.562	435.090	433.299
Secondary products and miscellaneous receipts.....		332311-SM						
Fabricated structural metal mfg.....	332312		12/03	272.703	278.714	280.482	276.173	274.278
Primary products.....		332312-P	06/82	353.845	362.391	364.342	358.240	355.561
Fabricated structural metal bar joists and concrete reinforcing bars.....		332312-1	06/82	351.476	364.856	370.295	361.403	355.604
Fabricated structural iron and steel for industrial buildings metal bar joists, short span.....		332312-11	06/11	167.354	167.896	180.584	179.759	179.759
Fabricated structural iron & steel for commercial, residential, institutional, & public bldgs.....		332312-12	06/11	207.510	217.236	217.283	210.965	206.677
Other fabricated structural metal.....		332312-5	06/82	364.296	368.281	368.281	365.238	365.238
Fabricated structural metal for bridges.....		332312-6	06/82	266.141	274.101	265.436	256.430	256.005
Secondary products and miscellaneous receipts.....		332312-SM						
Plate work mfg.....	332313		12/03	224.927	224.927	224.927	224.804	—
Primary products.....		332313-P	12/03	222.292	222.292	222.292	222.292	—
Fabricated plate work (stacks and weldments).....		332313-0	03/80	337.154	337.154	337.154	337.154	—
Secondary products and miscellaneous receipts.....		332313-SM1						
Ornamental & architectural metal prod mfg.....	33232		12/03	239.202	239.428	239.518	240.560	241.450
Metal window and door mfg.....	332321		06/83	411.547	411.534	411.539	411.769	411.813
Primary products.....		332321-P	06/83	430.543	430.535	430.534	430.728	430.775
Metal molding and trim and store fronts.....		332321-B	06/83	1,067.272	1,067.272	1,067.272	1,067.422	1,067.304
Metal windows (except storm sash).....		332321-D	06/83	404.804	404.804	404.804	405.174	405.174
Metal doors (except storm doors).....		332321-1	06/83	418.898	418.886	418.884	419.066	419.138
Metal window and door screens (except combination screens) and metal weather strip.....		332321-9	06/83	345.239	345.239	345.239	345.239	345.239
Secondary products and miscellaneous receipts.....		332321-SM						
Secondary products.....		332321-S	06/83	341.174	341.033	341.179	342.449	342.467
Sheet metal work mfg.....	332322		12/82	298.630	299.148	299.257	301.097	303.025
Primary products.....		332322-P	12/82	295.340	295.817	295.682	297.723	299.283
Sheet metal electronic enclosures.....		332322-C	06/11	148.460	148.425	148.495	148.340	149.510

See footnotes at end of table.

Table 11. Producer price indexes for net output of selected industries and their products, not seasonally adjusted — Continued
 [March 2024]

Title ¹	Industry code	Product code	Index base	Unadjusted index ²				
				Nov. 2023	Dec. 2023 ^P	Jan. 2024 ^P	Feb. 2024 ^P	Mar. 2024 ^P
Sheet metal work mfg - Continued								
Steel sheet metal computer & peripheral equipment enclosures.....		332322-C1	06/11	136.513	136.594	136.934	136.693	136.871
Aluminum sheet metal computer & peripheral equipment enclosures.....		332322-C2	06/11	179.103	179.103	179.103	179.031	178.697
Other sheet metal electronic enclosures (excluding computers).....		332322-C3	06/11	136.555	136.392	136.189	136.120	138.606
Other sheet metal work.....		332322-G	12/03	166.835	166.972	166.595	170.067	172.379
Aluminum and other sheet metal work.....		332322-G3	06/11	128.026	127.769	127.238	127.868	127.943
Sheet metal air-conditioning ducts and stove pipe.....		332322-1	12/03	291.053	291.053	291.053	291.053	289.413
Sheet metal roofing and roof drainage equipment.....		332322-7	12/03	245.286	246.925	248.810	246.925	246.925
Secondary products and miscellaneous receipts.....		332322-SM						
Secondary products.....		332322-S	12/03	200.425	200.395	200.354	200.375	202.944
Ornamental and architectural metal work mfg.....	332323		12/83	493.277	493.568	494.035	496.935	498.351
Primary products.....		332323-P	12/83	534.509	534.676	535.171	538.211	539.771
Ornamental and architectural metal work.....		332323-8	12/97	403.074	403.348	403.550	404.152	404.427
Iron, steel, and aluminum stairs, staircases, and fire escapes.....		332323-81	12/83	591.884	592.529	592.650	592.650	592.650
Steel and aluminum fences, gates (not wire), and railings and window guards...		332323-82	12/97	294.569	294.522	294.850	296.198	296.812
Other architectural and ornamental work.....		332323-9	12/97	304.693	304.693	305.215	305.215	307.169
Other aluminum and metal architectural and ornamental work.....		332323-91	12/88	318.278	318.278	318.610	318.610	324.037
Secondary products and miscellaneous receipts.....		332323-SM						
Secondary products.....		332323-S	12/83	236.475	239.512	239.993	242.752	-
Boiler, tank & shipping container mfg.....	3324		12/03	224.312	224.879	226.033	226.274	226.092
Power boiler & heat exchanger mfg.....	33241		12/03	256.482	256.730	256.827	257.317	257.306
Power boiler and heat exchanger mfg.....	332410		12/03	256.657	256.906	257.003	257.493	257.483
Primary products.....		332410-P	12/03	256.747	256.999	257.074	257.567	257.567
Fabricated heat exchangers and steam condensers (excluding nuclear applications).....		332410-1	03/80	521.174	522.080	522.348	522.627	522.627
Secondary products and miscellaneous receipts.....		332410-SM						
Secondary products.....		332410-S	03/80	516.593	516.206	-	-	-
Metal tank (heavy gauge) mfg.....	33242		12/03	243.304	245.139	247.558	247.557	247.557
Metal tanks, heavy gauge, mfg.....	332420		12/03	243.173	245.008	247.425	247.424	247.424
Primary products.....		332420-P	12/03	238.239	240.236	242.882	242.882	242.882
Metal tanks, heavy gauge.....		332420-0	12/03	238.239	240.236	242.882	242.882	242.882
Secondary products and miscellaneous receipts.....		332420-SM						
Light gauge metal container mfg.....	33243		12/84	215.173	215.214	216.137	216.433	216.085
Metal can mfg.....	332431		06/81	213.275	213.285	214.296	214.328	213.898
Primary products.....		332431-P	06/81	212.005	212.021	212.994	213.017	212.588
Steel cans and tinware products.....		332431-1	06/81	335.468	335.527	334.318	334.318	-
Aluminum cans (including lids, ends, and parts shipped separately).....		332431-3	06/81	147.137	147.137	148.659	148.686	148.683
Secondary products and miscellaneous receipts.....		332431-SM						
Other metal container mfg.....	332439		12/03	264.555	264.764	265.408	267.141	267.141
Primary products.....		332439-P	12/03	273.593	273.836	274.449	277.816	277.816
Steel shipping barrels & drums, exc. beer barrels (more than 12-gallon capacity)...		332439-3	06/83	429.504	430.833	430.833	453.119	453.119
All other metal containers.....		332439-6	12/03	218.384	218.384	219.382	217.513	217.513
Secondary products and miscellaneous receipts.....		332439-SM						
Secondary products.....		332439-S	12/03	202.589	202.589	203.399	195.288	195.288
Hardware mfg.....	3325		12/03	203.242	202.883	201.606	204.140	203.815
Hardware mfg.....	33251		12/03	203.242	202.883	201.606	204.140	203.815
Hardware mfg.....	332510		06/85	272.609	272.126	270.415	273.813	273.377
Primary products.....		332510-P	06/85	260.400	259.906	258.198	261.399	260.962
All other miscellaneous hardware.....		332510-A	06/85	461.331	452.817	452.373	459.073	451.547
Furniture hardware (excluding cabinet hardware).....		332510-2	06/85	289.841	289.841	289.608	288.440	288.440
Builders' hardware, including fabricated metal safe and vault locks, & cabinet hardware.....		332510-4	06/85	297.598	297.598	294.312	300.372	300.372
Secondary products and miscellaneous receipts.....		332510-SM						
Miscellaneous receipts.....		332510-M	07/85	377.530	378.461	378.461	393.631	392.309
Secondary products.....		332510-S	06/85	334.799	334.799	334.799	333.961	334.986
Spring & wire product mfg.....	3326		12/03	269.911	268.296	269.126	269.063	267.601
Spring & wire product mfg.....	33261		12/03	269.911	268.296	269.126	269.063	267.601
Spring mfg.....	332613		12/11	214.993	214.430	215.655	215.780	214.927
Primary products.....		332613-P	12/11	227.832	227.207	228.571	228.683	227.976
Cold formed steel springs, except wire.....		332613-3	06/81	510.375	510.522	510.791	511.646	513.972
Precision mechanical wire springs.....		332613-5	12/82	290.290	290.291	289.614	289.614	289.614
Precision mechanical extension- and torsion-type wire springs.....		332613-51	06/01	226.598	226.598	225.906	225.906	225.906
Precision mechanical compression-type wire springs.....		332613-52	06/01	205.100	205.101	204.714	204.714	204.714
Secondary products and miscellaneous receipts.....		332613-SM						

See footnotes at end of table.

Table 11. Producer price indexes for net output of selected industries and their products, not seasonally adjusted — Continued
 [March 2024]

Title ¹	Industry code	Product code	Index base	Unadjusted index ²				
				Nov. 2023	Dec. 2023 ^P	Jan. 2024 ^P	Feb. 2024 ^P	Mar. 2024 ^P
Spring mfg - Continued								
Secondary products.....		332613-S	12/11	118.970	118.868	118.871	119.133	116.780
Other fabricated wire product mfg.....	332618		12/82	332.951	329.696	329.747	329.374	327.010
Primary products.....		332618-P	12/82	320.000	316.478	316.618	316.280	313.921
Other ferrous wire products, excluding springs, made from purchased wire.....		332618-B	12/82	363.009	363.009	365.369	365.369	367.843
Other fabricated wire products, made from purchased wire.....		332618-2	06/85	171.665	168.192	168.288	168.288	165.452
Ferrous wire cloth and other ferrous woven wire products, made from purchased wire.....		332618-3	12/82	192.868	192.868	192.868	192.868	192.868
Steel fencing and fence gates, made from purchased wire.....		332618-7	12/82	471.308	463.294	458.332	453.370	452.873
Secondary products and miscellaneous receipts.....		332618-SM						
Secondary products.....		332618-S	12/82	699.846	700.120	702.915	706.695	709.293
Mach shops, turn prod, screw, nut, bolt mfg.....	3327		12/03	171.950	171.793	172.477	173.086	173.605
Machine shops.....	33271		12/03	150.775	150.477	150.690	152.080	152.260
Machine shops.....	332710		06/84	200.568	200.171	200.455	202.304	202.543
Primary products.....		332710-P	06/84	198.990	198.556	198.866	200.886	201.147
Machine shop job work and job order repairs.....		332710-0	06/84	197.601	197.171	197.478	199.484	199.743
Secondary products and miscellaneous receipts.....		332710-SM						
Turned product & screw, nut & bolt mfg.....	33272		12/84	255.296	255.337	257.017	256.453	257.697
Precision turned product mfg.....	332721		12/83	244.726	244.790	244.640	243.740	243.740
Primary products.....		332721-P	12/83	231.347	231.415	231.256	230.304	230.304
Precision turned products, automotive.....		332721-1	12/83	163.814	163.814	163.812	163.812	163.812
Precision turned products, except automotive.....		332721-3	12/83	261.540	261.644	261.403	259.961	259.961
Secondary products and miscellaneous receipts.....		332721-SM						
Bolt, nut, screw, rivet, and washer mfg.....	332722		06/82	297.496	297.498	302.561	302.538	306.091
Primary products.....		332722-P	06/82	306.029	306.032	311.525	311.500	315.354
Nonthreaded metal fasteners (except aircraft types).....		332722-B	06/82	274.985	274.965	277.671	277.021	277.021
Aircraft fasteners, except plastics (including aerospace).....		332722-1	06/82	626.616	626.616	662.014	662.014	662.014
Externally threaded metal fasteners (except aircraft types).....		332722-3	06/82	252.862	252.960	252.541	252.607	259.523
Hex bolts, including heavy, tap-and-joint (excluding high-strength structural & aircraft types).....		332722-3122	06/82	214.014	213.988	213.789	213.727	219.897
Other metal bolts, including square, round, plow, high-strength structural, & bent bolts.....		332722-3133	12/99	301.018	301.018	300.851	300.851	320.315
Cap, set, machine, lag, flange, and self-locking screws (except aircraft types).....		332722-3144	12/87	296.572	297.441	299.090	299.668	298.800
Other externally threaded metal fasteners, including studs (except aircraft types).....		332722-3199	12/99	190.883	190.813	189.494	189.461	189.514
Internally threaded fasteners (except aircraft types).....		332722-5	06/82	153.113	152.832	154.958	154.958	155.580
Secondary products and miscellaneous receipts.....		332722-SM						
Miscellaneous receipts.....		332722-M	06/82	261.129	261.129	261.129	261.129	261.129
Coating/engrave/heat treating & other activity.....	3328		12/03	176.305	177.426	180.282	180.208	181.338
Coating/engrave/heat treating & other activity.....	33281		12/84	242.572	244.114	248.044	247.942	249.497
Metal heat treating.....	332811		06/85	259.933	263.178	271.391	271.391	277.172
Primary products.....		332811-P	06/85	222.088	224.861	229.466	229.466	234.354
Heat treating of metal for the trade (pickling, annealing, etc.).....		332811-0	06/85	222.088	224.861	229.466	229.466	234.354
Secondary products and miscellaneous receipts.....		332811-SM						
Metal coating and nonprecious engraving.....	332812		12/84	202.259	203.231	206.445	206.516	206.834
Primary products.....		332812-P	12/84	210.710	211.812	215.459	215.539	215.899
Metal coating, engraving, and allied services.....		332812-0	12/84	210.710	211.812	215.459	215.539	215.899
Secondary products and miscellaneous receipts.....		332812-SM						
Electroplating, anodizing and coloring metal.....	332813		12/84	260.530	261.491	262.221	261.649	261.897
Primary products.....		332813-P	12/84	265.901	266.941	267.478	266.859	266.859
Electroplating, plating, polishing, anodizing and coloring metal.....		332813-0	12/84	265.901	266.941	267.478	266.859	266.859
Secondary products and miscellaneous receipts.....		332813-SM						
Other fabricated metal product mfg.....	3329		12/03	213.100	213.884	214.895	215.112	216.361
Metal valve mfg.....	33291		12/03	235.761	236.193	235.766	236.696	237.612
Industrial valve mfg.....	332911		06/91	333.323	334.524	330.334	332.183	332.499
Primary products.....		332911-P	06/91	345.380	346.706	341.848	343.880	343.826
Automatic regulating and control valves and parts (except nuclear), power operated.....		332911-F	12/82	426.410	426.410	426.974	426.974	430.300
Industrial valves for water works and municipal equipment (IBBM, AWWA, and UL).....		332911-N	06/91	382.153	383.824	388.951	388.951	388.951
Industrial ball valves (all metals, pressures, and types), incl. manual & power operated.....		332911-Q	06/91	458.643	458.643	430.401	433.183	433.183
Industrial butterfly valves (all metals, pressures, and types), incl. manual & power operated.....		332911-R	06/91	267.347	267.939	270.781	281.438	259.450
All other miscellaneous industrial valves.....		332911-X	06/91	298.785	298.785	284.233	286.624	289.303

See footnotes at end of table.

Table 11. Producer price indexes for net output of selected industries and their products, not seasonally adjusted — Continued
 [March 2024]

Title ¹	Industry code	Product code	Index base	Unadjusted index ²				
				Nov. 2023	Dec. 2023 ^P	Jan. 2024 ^P	Feb. 2024 ^P	Mar. 2024 ^P
Industrial valve mfg - Continued								
Gates, globes, angles and other industrial valves.....		332911-1	06/91	367.034	367.034	374.610	377.291	378.254
Secondary products and miscellaneous receipts.....		332911-SM						
Miscellaneous receipts.....		332911-M	06/91	250.502	250.789	250.871	250.871	250.871
Secondary products.....		332911-S	06/91	274.260	274.249	277.291	277.525	283.283
Fluid power valve and hose fitting mfg.....	332912		06/91	310.680	311.615	312.581	314.587	314.589
Primary products.....		332912-P	06/91	318.640	318.827	320.801	322.547	322.547
Nonaerospace type hydraulic and pneumatic assemblies of hose.....		332912-N	12/98	150.669	150.940	153.678	153.678	153.678
Nonaerospace type flared (metal) fittings, couplings and assemblies.....		332912-T	06/91	231.229	231.229	231.883	231.883	231.883
Nonaerospace type flareless fittings and couplings (incl. nonmetal fittings).....		332912-U	06/91	227.676	227.676	227.641	227.641	227.641
Aerospace type hydraulic fluid power valves.....		332912-1	06/91	184.937	184.937	184.937	189.887	189.887
Nonaerospace type hydraulic directional control valves.....		332912-5	06/91	243.918	243.918	243.918	248.690	248.690
Nonaerospace type hydraulic valves, except directional control.....		332912-7	12/98	261.482	261.482	269.240	269.240	269.240
Nonaerospace type pneumatic directional control valves.....		332912-9	06/91	257.304	260.623	261.977	262.752	262.752
Secondary products and miscellaneous receipts.....		332912-SM						
Plumbing fixture fitting and trim mfg.....	332913		06/83	365.269	365.175	369.847	369.847	369.847
Primary products.....		332913-P	06/83	363.026	363.026	367.691	367.691	367.691
Miscellaneous metal and nonmetal plumbing fixtures, fittings, and trim.....		332913-6	06/83	395.435	395.435	400.474	400.474	400.474
Metal and nonmetal lavatory and sink fittings, excluding single control.....		332913-7	06/98	193.719	193.719	196.737	196.737	196.737
Secondary products and miscellaneous receipts.....		332913-SM						
Other metal valve and pipe fitting mfg.....	332919		12/82	378.216	376.779	376.569	375.553	385.497
Primary products.....		332919-P	12/82	406.890	405.240	404.944	403.683	414.963
Metal fittings, flanges, and unions for pipe fittings.....		332919-4	12/82	490.109	487.837	487.429	487.206	502.742
Secondary products and miscellaneous receipts.....		332919-SM						
Secondary products.....		332919-S	12/82	244.398	244.640	245.384	246.528	246.528
All other fabricated metal product mfg.....	332999		12/03	197.004	198.105	200.157	199.843	201.397
Ball and roller bearing mfg.....	332991		06/83	344.849	347.295	348.626	358.688	359.143
Primary products.....		332991-P	06/83	333.036	335.149	336.254	344.953	345.637
Ball bearings, complete, unmounted.....		332991-1	06/83	289.567	288.132	288.282	289.870	294.127
Tapered roller bearings (including cups & cones), unmounted.....		332991-3	06/83	382.149	390.775	390.775	399.404	406.516
Other roller bearings, unmounted.....		332991-5	06/83	365.713	365.713	370.624	397.684	382.840
Mounted bearings (excluding plain).....		332991-7	06/83	481.492	481.080	484.689	484.943	485.282
Parts and components for ball and roller bearings (including balls and rollers) sold separately.....		332991-9	06/83	196.018	195.036	194.465	192.367	194.306
Secondary products and miscellaneous receipts.....		332991-SM						
Secondary products.....		332991-S	06/83	372.207	365.171	366.308	370.719	370.719
Small arms ammunition mfg.....	332992		06/85	300.954	300.954	318.344	318.406	318.580
Primary products.....		332992-P	06/85	334.402	334.402	354.428	354.506	354.722
Other ammunition products.....		332992-08	12/22	101.331	101.331	103.574	103.574	-
Secondary products and miscellaneous receipts.....		332992-SM						
Ammunition, except small arms, manufacturing.....	332993		12/85	299.724	299.724	299.724	299.724	302.038
Primary products.....		332993-P	12/85	247.430	247.430	247.430	247.430	249.340
Ammunition (excluding small arms), more than 30 mm (1.18 in.).....		332993-0	12/85	247.430	247.430	247.430	247.430	249.340
Fabricated pipe and pipe fitting mfg.....	332996		06/81	457.289	466.859	471.133	468.167	479.153
Primary products.....		332996-P	06/81	398.889	408.695	413.074	410.035	420.852
Fabricated pipe and pipe fittings made from purchased pipe.....		332996-0	12/02	263.791	270.275	273.171	271.161	278.315
Secondary products and miscellaneous receipts.....		332996-SM						
Miscellaneous fabricated metal product mfg.....	332999		12/03	185.789	186.199	187.417	185.167	186.507
Primary products.....		332999-P	12/03	178.959	179.467	180.626	179.579	180.831
All other miscellaneous fabricated metal products.....		332999-N	06/85	233.550	234.251	235.965	234.517	236.138
Secondary products and miscellaneous receipts.....		332999-SM						
Secondary products.....		332999-S	12/03	212.963	212.962	225.787	225.789	236.652
Small arms, ordnance, and ordnance accessories mfg.....	33299T		12/11	107.506	107.506	107.628	107.724	107.724
Primary products.....		33299T-P	12/11	107.785	107.785	107.909	107.909	107.909
Single barrel shotguns, other small firearms n.e.c., and parts & attachments for small arms.....		33299T-45	06/13	106.530	106.530	107.000	107.000	107.000
Secondary products and miscellaneous receipts.....		33299T-SM						
Machinery manufacturing.....	333		12/03	180.408	180.536	182.015	182.506	182.799
Agricultural, construction, and mining machinery mfg.....	3331		12/03	183.991	184.189	185.178	185.334	185.424
Agricultural implement manufacturing.....	33311		12/03	174.353	174.803	174.925	175.078	175.286
Farm machinery and equipment mfg.....	333111		12/82	289.471	289.941	290.135	290.422	290.861
Primary products.....		333111-P	12/82	290.006	290.456	290.509	290.801	291.230
Haying machinery and attachments.....		333111-A	12/82	335.507	335.507	330.929	330.929	331.845
Parts for farm machinery, for sale separately.....		333111-C	12/82	265.292	263.654	263.380	263.339	263.339

See footnotes at end of table.

Table 11. Producer price indexes for net output of selected industries and their products, not seasonally adjusted — Continued
 [March 2024]

Title ¹	Industry code	Product code	Index base	Unadjusted index ²				
				Nov. 2023	Dec. 2023 ^P	Jan. 2024 ^P	Feb. 2024 ^P	Mar. 2024 ^P
Farm machinery and equipment mfg - Continued								
Farm plows, harrows, rollers, pulverizers, etc., and attachments.		333111-E	12/02	287.051	287.051	287.051	287.051	287.051
All other farm machinery and equipment, excluding parts, including attachments. . .		333111-G	12/82	368.296	368.296	368.730	368.867	369.081
Commercial turf and grounds care equipment, including parts and attachments. . . .		333111-J	12/82	261.022	262.015	259.883	259.944	260.424
Farm dairy equipment, sprayers and dusters, farm blowers, and attachments.		333111-4	12/82	279.633	279.633	279.633	279.633	279.633
Planting, seeding, and fertilizing machinery and attachments.		333111-7	12/82	280.000	283.695	287.852	289.878	291.955
Harvesting machinery (except hay and straw) and attachments.		333111-9	12/82	329.248	329.248	329.248	329.248	329.248
Secondary products and miscellaneous receipts.		333111-SM						
Miscellaneous receipts.		333111-M	12/82	312.269	312.269	312.269	312.269	312.269
Secondary products.		333111-S	12/82	274.417	274.071	280.531	280.421	281.106
Lawn and garden equipment mfg.	333112		12/82	168.948	169.927	170.063	170.147	170.163
Primary products.		333112-P	12/82	172.797	173.864	174.032	174.076	174.076
Consumer nonriding lawn, garden, and snow equipment.		333112-1	12/82	154.299	156.503	156.773	156.773	—
Consumer riding lawn, garden, and snow equipment.		333112-3	12/82	189.039	189.039	189.101	189.101	189.101
Parts and attachments for consumer lawn, garden, and snow equipment.		333112-7	06/03	160.191	160.191	160.298	160.722	160.722
Secondary products and miscellaneous receipts.		333112-SM						
Secondary products.		333112-S	12/82	145.885	146.017	145.810	146.341	146.538
Construction machinery manufacturing.	33312		12/03	192.276	192.279	193.443	193.635	193.641
Construction machinery mfg.	333120		12/80	343.543	343.548	345.628	345.970	345.980
Primary products.		333120-P	12/80	333.648	333.646	335.649	335.933	335.933
Power cranes, loaders, dozers, tractors, off-highway trucks, mixers, pavers, backhoes, etc.		333120-1	12/03	191.265	191.314	192.814	192.814	192.814
Power cranes, draglines, & shovels (excavators) (incl. surface mining equip.) (excluding parts).		333120-11	12/99	195.383	195.383	195.986	195.986	195.986
Mixers, pavers, and related equipment (excluding parts).		333120-12	12/80	346.443	346.443	350.323	350.323	350.323
Tractor shovel loaders (skid steer, wheel, crawler, and integral design backhoes).		333120-14	12/80	346.099	346.524	348.487	348.487	348.487
Construction wheel and crawler tractors, dozers, self-propelled log skidders, etc.		333120-15	12/03	192.935	192.935	195.859	195.859	195.859
Graders, rollers and compactors, forklifts, scrapers, trenchers, etc. (excluding parts).		333120-16	12/03	210.873	210.873	213.887	213.887	213.887
Construction machinery for mounting (excluding parts, winches, snow clearing attachments).		333120-17	12/99	188.601	188.601	190.001	190.001	190.001
Other construction machinery and equipment (excluding parts).		333120-8	12/03	190.945	190.945	190.945	191.509	191.509
Parts for construction machinery and equipment, sold separately.		333120-9	12/99	212.640	212.194	212.432	213.324	213.324
Parts for cranes, draglines, and shovels (including surface mining equipment) (sold separately).		333120-91	06/07	218.368	217.312	216.045	216.045	216.045
Parts for off-highway wheel tractors and shovel loaders (sold separately).		333120-92	06/07	155.289	155.289	156.242	154.174	154.174
Parts for other construction machinery (sold separately).		333120-93	06/07	156.195	156.207	157.249	158.907	158.907
Secondary products and miscellaneous receipts.		333120-SM						
Miscellaneous receipts.		333120-M	12/80	535.473	535.857	535.857	551.648	551.648
Mining and oil and gas field machinery mfg.	33313		12/03	196.683	196.722	199.292	199.394	199.395
Mining machinery and equipment mfg.	333131		06/81	426.676	426.931	427.637	428.288	428.288
Primary products.		333131-P	06/81	455.351	455.535	456.282	457.015	457.015
Mining machinery and equipment (except parts sold separately).		333131-2	09/19	147.701	147.778	148.070	148.288	148.288
Underground mining machinery (except parts sold separately).		333131-21	06/81	547.702	548.497	548.669	—	—
Mineral processing & beneficiation machinery (except parts sold separately). . . .		333131-23	06/81	515.827	515.827	515.827	515.827	—
Crushing, pulverizing & screening machinery (except parts sold separately).		333131-25	06/81	492.393	492.393	492.393	492.393	492.393
Drills and other mining machinery (except parts sold separately).		333131-27	06/81	490.348	490.348	493.186	—	—
Parts and attachments for mining machinery and equipment (sold separately).		333131-9	06/81	355.536	355.536	355.693	356.435	356.435
Secondary products and miscellaneous receipts.		333131-SM						
Miscellaneous receipts.		333131-M	06/81	301.416	301.416	303.948	303.948	303.948
Oil and gas field machinery and equipment mfg.	333132		12/80	311.681	311.680	317.508	317.516	317.516
Primary products.		333132-P	12/80	306.642	306.642	312.363	312.363	312.363
Oil and gas field production machinery and equipment (except pumps).		333132-A	12/80	268.897	268.897	281.467	281.467	281.467
Oil and gas field production machinery and equipment (except pumps and parts sold separately).		333132-A1	12/10	139.015	139.015	147.513	147.513	147.513
Parts and attachments for oil and gas field production machinery and equipment (except pumps).		333132-A2	12/10	135.574	135.574	—	—	—
Rotary oil and gas field drilling machinery and equipment.		333132-1	12/86	312.563	312.563	312.563	312.563	312.563
Secondary products and miscellaneous receipts.		333132-SM						
Industrial machinery manufacturing.	3332		12/84	243.927	244.298	247.765	247.796	248.106
Other industrial machinery manufacturing.	33324		12/84	240.571	240.938	244.356	244.387	244.693
Food product machinery mfg.	333241		12/83	357.466	361.843	370.414	370.586	370.588
Primary products.		333241-P	12/83	371.963	376.730	385.980	386.181	386.181
Dairy and milk products plant machinery and equipment.		333241-1	12/83	353.991	353.991	353.991	353.991	353.991
Commercial food products machinery (except packaging and cooking equipment).		333241-3	12/83	331.174	336.842	353.119	353.140	353.140

See footnotes at end of table.

Table 11. Producer price indexes for net output of selected industries and their products, not seasonally adjusted — Continued
 [March 2024]

Title ¹	Industry code	Product code	Index base	Unadjusted index ²				
				Nov. 2023	Dec. 2023 ^P	Jan. 2024 ^P	Feb. 2024 ^P	Mar. 2024 ^P
Food product machinery mfg - Continued								
Industrial food products machinery for processing foods, beverages, & animal & fowl feed.....		333241-5	12/83	379.677	383.791	384.157	384.645	384.645
Other industrial food and feed machinery.....		333241-51	12/12	145.367	149.538	149.918	150.034	150.034
Machinery for sorting, grading, and cleaning fruits, vegetables, eggs, and for processing meat.....		333241-52	12/12	160.253	160.310	160.310	160.310	160.310
Parts and attachments for industrial food and feed products machinery.....		333241-53	12/12	145.230	145.334	145.334	146.993	146.993
Secondary products and miscellaneous receipts.....		333241-SM						
Miscellaneous receipts.....		333241-M	12/83	229.784	230.270	232.152	232.056	232.057
Secondary products.....		333241-S	12/83	339.519	340.177	343.150	343.193	343.259
Semiconductor machinery mfg.....	333242		12/03	98.562	98.570	98.842	98.880	99.058
Primary products.....		333242-P	12/03	96.823	96.831	97.103	97.139	97.316
Semiconductor machinery and parts.....		333242-0	06/87	124.574	124.585	124.935	124.981	125.210
Secondary products and miscellaneous receipts.....		333242-SM						
Miscellaneous receipts.....		333242-M	12/03	112.508	112.508	112.508	112.696	112.696
Sawmill, woodworking and paper machinery mfg.....	333243		12/11	148.414	148.752	150.417	150.779	151.925
Primary products.....		333243-P	12/11	147.908	148.231	149.821	150.195	151.381
Sawmill and woodworking machinery.....		333243-A	12/80	354.791	355.239	361.123	362.605	364.226
Sawmill and woodworking machinery, excluding parts & attachments.....		333243-A3	06/12	180.327	180.596	184.066	184.953	185.670
Parts, attachments & accessories for sawmill & woodworking machinery.....		333243-A4	06/12	164.570	164.570	164.839	164.839	166.138
Paper industry machinery.....		333243-B	06/82	285.847	286.642	288.626	289.042	291.976
Paper industry machinery, excluding parts & attachments.....		333243-B1	12/03	149.622	149.799	150.658	150.658	152.914
Parts and attachments for paper industry machinery.....		333243-B2	06/82	285.296	287.104	289.845	291.184	291.056
Secondary and miscellaneous receipts.....		333243-SM						
Miscellaneous receipts.....		333243-M	12/11	149.498	149.498	153.244	153.220	153.221
All other industrial machinery mfg.....	333248		12/11	172.546	172.390	175.160	175.087	175.156
Primary products.....		333248-P	12/11	178.553	178.394	181.366	181.288	181.362
Printing machinery and equipment mfg.....		333248-4	12/82	184.859	185.838	185.746	184.762	185.695
All other miscellaneous printing trades machinery, including parts.....		333248-4A	12/88	140.367	141.449	141.347	140.260	141.291
Other printing machinery and equipment, including pre-press preparation and typesetting.....		333248-4A7	06/01	99.026	100.556	100.395	98.857	100.031
Parts, attachments, and accessories for printing trades machinery.....		333248-4A8	06/01	137.206	137.206	137.229	137.229	137.621
Other industrial machinery.....		333248-9	12/11	178.797	178.539	181.788	181.788	181.788
Plastics-working machinery and equipment and parts, excluding patterns and molds.....		333248-91	12/81	250.415	250.464	257.747	257.747	257.747
Plastics-working machinery and equipment, excluding patterns, molds, and parts sold separately.....		333248-919	12/08	129.708	129.708	133.965	133.965	133.965
Textile machinery (except parts, attachments, and accessories).....		333248-95	12/80	212.183	212.183	212.183	212.183	212.183
Parts and attachments for textile machinery.....		333248-97	12/80	237.995	237.995	237.995	237.995	237.995
All other industrial machinery.....		333248-98	12/03	246.084	245.599	249.646	249.646	249.646
Secondary products and miscellaneous receipts.....		333248-SM						
Commercial and service industry machinery manufacturing.....	3333		12/03	153.388	153.453	154.839	154.771	154.610
Commercial and service industry machinery manufacturing.....	33331		12/03	153.372	153.437	154.823	154.755	154.593
Commercial and service industry machinery mfg.....	333310		12/11	140.706	140.765	142.036	141.975	141.826
Primary products.....		333310-P	12/11	140.613	140.673	141.985	141.914	141.761
Optical instruments and lenses (incl. parts).....		333310-4	06/91	129.691	129.565	129.685	129.126	129.142
Sighting, tracking, and fire-control equipment, optical type.....		333310-41	12/85	143.692	143.692	143.757	140.030	140.030
All other miscellaneous optical instruments and lenses (incl. binoculars and astronomical).....		333310-43	12/98	121.155	120.995	121.127	121.536	121.557
Commercial cooking and food warming equipment (incl. parts).....		333310-5	06/82	440.498	441.372	441.215	441.215	438.701
Other commercial and service industry machinery.....		333310-9	05/23	100.355	100.396	101.455	101.463	101.472
Commercial laundry and drycleaning machinery (incl. parts).....		333310-93	12/82	346.978	346.978	350.256	350.256	350.256
Commercial and industrial floor and carpet cleaning machines, ex. vacuum cleaners.....		333310-95	09/16	141.992	141.992	150.761	150.761	150.761
Electronic teaching machines, teaching aids, etc., (incl. kits).....		333310-97	09/16	104.281	104.281	104.281	104.281	-
All other parts and attachments for service industry equipment.....		333310-98	06/07	148.533	148.533	151.191	151.645	151.645
Other service industry equipment.....		333310-99	09/16	133.167	133.249	134.778	134.778	134.795
Secondary products and miscellaneous receipts.....		333310-SM						
Miscellaneous receipts.....		333310-M	12/22	103.057	103.057	103.566	103.884	103.884
Secondary products.....		333310-S	12/22	102.719	102.719	102.966	102.966	103.211
HVAC and commercial refrigeration equipment.....	3334		12/03	219.242	218.791	218.929	220.964	220.697
HVAC and commercial refrigeration equipment.....	33341		12/03	219.242	218.791	218.929	220.964	220.697
Fan, blower, air purification equipment mfg.....	333413		12/11	151.802	151.778	152.724	152.722	152.855
Primary products.....		333413-P	12/11	149.293	149.266	150.189	150.187	150.319
Air purification equipment.....		333413-1	12/03	166.824	166.755	167.369	167.365	167.389
Dust collection and other air purification equipment for industrial gas cleaning systems.....		333413-11	12/83	225.447	225.447	225.447	225.447	225.447
Dust collection and other air purification equipment for cleaning incoming air.....		333413-13	12/83	255.953	255.795	257.212	257.203	257.259

See footnotes at end of table.

Table 11. Producer price indexes for net output of selected industries and their products, not seasonally adjusted — Continued
 [March 2024]

Title ¹	Industry code	Product code	Index base	Unadjusted index ²				
				Nov. 2023	Dec. 2023 ^P	Jan. 2024 ^P	Feb. 2024 ^P	Mar. 2024 ^P
Fan, blower, air purification equipment mfg - Continued								
Air filters for air-conditioners and furnaces, etc. of 2400 CFM or less, except parts.....		333413-131	06/09	166.196	166.196	168.808	168.808	168.808
Other dust collection and air purification equipment, except parts.....		333413-132	06/09	147.540	147.446	148.354	148.333	148.467
Parts for dust collection and air purification equipment.....		333413-133	06/09	145.634	145.341	142.680	142.680	142.680
Industrial and commercial fans and blowers.....		333413-2	12/03	232.800	232.828	234.997	234.997	235.421
Centrifugal blower filter units, and classes I-IV centrifugal fans, except parts. . . .		333413-22	06/09	191.262	191.262	193.435	193.435	194.218
Other centrifugal fans and blowers, except parts.....		333413-23	06/09	185.662	185.662	188.375	188.375	188.685
Parts and accessories for fans and blowers.....		333413-29	06/09	184.177	184.442	184.442	184.442	184.668
Secondary products and miscellaneous receipts.....		333413-SM						
Secondary products.....		333413-S	12/11	152.704	152.704	153.916	153.916	153.921
Heating equipment (except warm air furnaces) mfg.....	333414		06/80	449.951	451.809	451.560	453.848	454.609
Primary products.....		333414-P	06/80	432.630	434.525	434.270	436.481	437.270
Other heating equipment, except electric (incl. parts for nonelectric equipment & oil burners).....		333414-D	06/99	231.025	233.211	232.918	233.979	234.889
Cast iron heating boilers, radiators, and convectors (except parts).....		333414-1	06/99	289.688	289.688	289.688	289.688	—
Domestic heating stoves (except electric and parts).....		333414-3	06/80	316.517	316.517	316.517	325.110	325.110
Floor and wall furnaces, unit heaters, infrared heaters, and mechanical stokers. . .		333414-7	06/99	206.101	206.101	206.101	206.581	206.581
Secondary products and miscellaneous receipts.....		333414-SM						
Secondary products.....		333414-S	06/80	450.402	450.402	450.402	453.598	453.598
Air-conditioning, refrigeration, and forced air heating equipment mfg.....	333415		12/82	294.138	293.210	293.163	296.508	295.937
Primary products.....		333415-P	12/82	297.204	296.353	296.311	299.520	299.023
Warm air furnaces, including duct furnaces and humidifiers, and electric comfort heating.....		333415-C	12/89	227.643	227.643	232.815	232.080	241.886
Parts and accessories for air conditioning and heat transfer equipment.....		333415-D	12/89	267.213	267.291	267.955	268.887	270.643
Unitary air-conditioners, except air source heat pumps.....		333415-E	12/82	267.202	264.490	264.694	270.627	261.663
Heat pumps.....		333415-H	12/09	140.258	140.237	141.665	142.491	147.521
Heat transfer equipment (except elec dehumidifiers), mechanically refrigerated, self-contained.....		333415-2	12/03	251.597	251.186	250.773	253.582	251.893
Commercial refrigerators and related equipment.....		333415-3	12/82	401.617	401.617	397.905	403.046	403.046
Refrigeration condensing units, all refrigerants, except ammonia (complete).....		333415-5	12/82	385.066	385.758	386.456	386.456	386.456
All other miscellaneous refrigeration and air-conditioning equipment.....		333415-9	12/89	281.995	281.995	280.729	280.729	293.536
Secondary products and miscellaneous receipts.....		333415-SM						
Miscellaneous receipts.....		333415-M	12/82	259.165	259.165	260.157	261.064	261.628
Metalworking machinery manufacturing.....	3335		12/03	148.910	149.071	151.278	151.448	151.542
Metalworking machinery manufacturing.....	33351		12/03	148.896	149.056	151.263	151.433	151.527
Industrial mold mfg.....	333511		12/03	127.795	128.460	132.336	132.304	132.294
Primary products.....		333511-P	12/03	127.801	128.530	132.821	132.821	132.821
Industrial molds and mold boxes.....		333511-0	06/81	157.232	158.129	163.409	163.409	163.409
Industrial injection-type molds made of metal for plastics.....		333511-05	12/09	116.669	116.669	116.669	116.669	116.669
Other industrial molds and mold boxes.....		333511-06	12/09	127.153	128.226	134.549	134.549	134.549
Secondary products and miscellaneous receipts.....		333511-SM						
Special tool, die, jig, and fixture mfg.....	333514		12/03	137.830	137.862	141.276	141.276	141.284
Primary products.....		333514-P	06/81	224.080	224.080	230.396	230.396	230.396
Special dies, tools, jigs, and fixtures.....		333514-0	06/81	224.080	224.080	230.396	230.396	230.396
Jigs and fixtures, including parts.....		333514-0A	06/81	344.819	344.819	350.449	350.449	350.449
Metalworking die and die sets.....		333514-0B	12/02	127.796	127.796	127.796	127.796	127.796
Standard punches, industrial prototypes, die parts & other special tooling for dies.....		333514-0C	06/94	159.131	159.131	167.825	167.825	167.825
Secondary products and miscellaneous receipts.....		333514-SM						
Miscellaneous receipts.....		333514-M	12/03	114.405	114.405	114.405	114.405	—
Secondary products.....		333514-S	12/03	155.778	156.165	159.098	159.098	159.203
Cutting tool and machine tool accessory mfg.....	333515		06/83	233.885	233.723	234.441	234.441	234.689
Primary products.....		333515-P	06/83	219.051	218.889	219.571	219.571	219.571
Cutting tools for machine tools and metalworking machinery.....		333515-4	06/83	206.193	206.013	206.426	206.426	206.426
Other cutting tools for machine tools, excluding tips and blanks.....		333515-41	12/00	150.402	150.402	150.639	150.639	150.639
End mills and milling cutters.....		333515-44	06/83	232.338	230.704	231.413	231.413	231.413
Threading tools, including blanks, tips and inserts.....		333515-45	06/07	126.690	126.690	127.897	127.897	127.897
Carbon and high-speed steel shank, solid, tipped carbide twist drills for machine tools.....		333515-48	12/11	130.800	130.800	130.826	130.826	130.826
Taps, carbide indexable, and throwaway inserts for machine tools.....		333515-49	12/11	139.342	139.342	139.342	139.342	139.342
Other attachments and accessories for machine tools and metalworking machinery.....		333515-5	06/83	267.912	267.912	270.405	270.405	270.405
Secondary products and miscellaneous receipts.....		333515-SM						
Secondary products.....		333515-S	06/83	236.649	236.649	238.183	238.183	249.941
Machine tool mfg.....	333517		12/11	134.317	134.362	134.530	134.917	134.919
Primary products.....		333517-P	12/11	130.481	130.481	130.658	130.997	130.997
Metal cutting machine tools.....		333517-2	06/83	222.597	222.597	222.973	223.375	223.375

See footnotes at end of table.

Table 11. Producer price indexes for net output of selected industries and their products, not seasonally adjusted — Continued
 [March 2024]

Title ¹	Industry code	Product code	Index base	Unadjusted index ²				
				Nov. 2023	Dec. 2023 ^P	Jan. 2024 ^P	Feb. 2024 ^P	Mar. 2024 ^P
Machine tool mfg - Continued								
Parts for metal cutting machine tools (sold separately) & rebuilt machine tools...		333517-26	06/83	204.827	204.827	204.827	207.451	207.451
Metal machining centers (multifunction numerically controlled machines).....		333517-27	06/83	201.222	201.222	201.222	201.222	201.222
Other metal cutting machine tools.....		333517-2B	12/09	125.730	125.730	126.264	126.334	126.334
Metal forming machine tools.....		333517-3	06/81	322.262	322.262	322.262	324.131	324.131
Metal punching and shearing (power & manual), and bending and forming machines (power only).....		333517-31	06/81	232.242	232.242	232.242	232.242	232.242
Parts for metal forming machine tools (sold separately) and rebuilt metal forming machine tools.....		333517-37	06/81	297.157	297.157	297.157	297.157	297.157
Secondary products and miscellaneous receipts.....		333517-SM						
Miscellaneous receipts.....		333517-M	12/11	143.490	144.287	144.357	145.797	145.797
Secondary products.....		333517-S	12/11	187.923	187.923	187.923	187.923	187.923
Rolling mill and other metalworking machinery mfg.....	333519		12/11	142.836	142.838	143.806	144.385	144.901
Primary products.....		333519-P	12/11	146.204	146.206	147.295	147.946	148.463
Rolling mill and other metalworking machinery, including assembly machines.....		333519-0	12/11	146.204	146.206	147.295	147.946	148.463
Secondary products and miscellaneous receipts.....		333519-SM						
Miscellaneous receipts.....		333519-M	12/11	134.397	134.397	134.397	134.397	134.397
Turbine and power transmission equipment mfg.....	3336		12/84	226.207	226.262	229.267	229.480	229.819
Turbine and power transmission equipment mfg.....	33361		12/84	226.201	226.256	229.261	229.474	229.813
Turbine and turbine generator set units mfg.....	333611		06/82	261.338	261.567	262.472	262.710	263.363
Primary products.....		333611-P	06/82	261.694	261.910	262.765	262.990	263.607
Turbines and turbine generator sets.....		333611-0	06/11	121.637	121.738	122.135	122.240	122.527
Steam, gas, and other turbines and turbine generators.....		333611-05	12/03	154.157	155.952	155.934	155.330	154.709
Parts & accessories for turbines, turbine generators, and turbine generator sets.....		333611-07	12/03	145.221	145.221	145.221	145.221	145.221
Speed changer, drive, and gear mfg.....	333612		12/83	381.636	381.636	381.636	381.636	385.680
Primary products.....		333612-P	12/83	353.751	353.751	353.751	353.751	356.431
Gears, pinions, racks, and worms, sold separately.....		333612-3	12/83	261.379	261.379	261.379	261.379	262.856
Speed changers, industrial high speed drives, and parts other than loose gearing.....		333612-7	12/03	217.488	217.488	217.488	217.488	219.516
Secondary products and miscellaneous receipts.....		333612-SM						
Mechanical power transmission equipment mfg.....	333613		12/84	367.926	367.908	370.172	372.162	372.162
Primary products.....		333613-P	12/84	350.911	350.911	353.201	354.749	354.749
Mechanical power transmission equipment, except speed changers, drives, & gears.....		333613-3	12/84	382.915	382.915	385.954	388.006	388.006
Secondary products and miscellaneous receipts.....		333613-SM						
Other engine equipment mfg.....	333618		12/82	192.804	192.805	197.031	197.056	197.053
Primary products.....		333618-P	12/82	194.124	194.125	198.219	198.243	198.240
Parts & accessories for internal combustion engines, ex. aircraft & gasoline automotive engines.....		333618-F	12/82	246.697	246.697	248.660	248.660	248.660
Diesel, semidiesel, and dual-fuel engines (except automotive).....		333618-3	12/82	226.366	226.366	233.223	232.613	232.613
Diesel, semidiesel, and dual-fuel engines for automobiles, trucks, and buses.....		333618-5	12/82	166.398	166.400	171.355	171.682	171.675
Secondary products and miscellaneous receipts.....		333618-SM						
Secondary products.....		333618-S	12/82	185.168	185.168	-	-	-
Other general purpose machinery manufacturing.....	3339		12/03	202.921	203.222	204.857	205.670	206.670
Pump and compressor manufacturing.....	33391		12/03	214.293	215.334	217.623	218.400	220.293
Air and gas compressor mfg.....	333912		06/84	337.875	339.148	340.540	342.913	345.530
Primary products.....		333912-P	06/84	347.418	348.485	349.889	352.306	355.075
Air and gas compressors and vacuum pumps.....		333912-1	06/84	361.353	362.822	363.426	366.939	370.440
Parts & attachments for air & gas compressors, ex. refrigeration, ice making, & a/c.....		333912-6	06/84	412.339	412.339	413.040	411.776	413.847
Secondary products and miscellaneous receipts.....		333912-SM						
Miscellaneous receipts.....		333912-M	11/86	257.079	262.521	263.765	263.765	263.765
Measuring, dispensing, and other pumping equipment mfg.....	333914		12/83	360.057	362.041	367.285	367.874	371.289
Primary products.....		333914-P	12/83	360.658	362.802	368.938	369.448	373.099
Pumps and pumping equipment, excluding measuring and dispensing pumps.....		333914-1	12/09	155.060	156.014	158.611	158.838	160.461
Pumps and pumping equipment, complete, excluding measuring and dispensing pumps.....		333914-11	12/09	156.590	157.709	160.561	160.786	162.691
Domestic water systems.....		333914-111	12/83	313.273	313.273	318.145	321.527	321.527
Oil-well and oil-field pumps, except boiler feed.....		333914-113	12/09	122.132	122.132	122.717	123.323	123.323
Industrial pumps, excluding hydraulic fluid power pumps, automatic circulating pumps, etc.....		333914-114	12/83	378.200	378.200	387.151	387.357	393.567
Other pumps, except automotive circulating pumps, and measuring and dispensing pumps.....		333914-115	12/01	227.309	234.602	235.254	236.282	236.282
Parts and attachments for pumps and pumping equipment, excluding measuring and dispensing.....		333914-15	12/83	429.802	429.802	433.118	433.796	433.796
Secondary products and miscellaneous receipts.....		333914-SM						
Miscellaneous receipts.....		333914-M	12/17	125.531	125.799	126.301	126.717	126.719

See footnotes at end of table.

Table 11. Producer price indexes for net output of selected industries and their products, not seasonally adjusted — Continued
 [March 2024]

Title ¹	Industry code	Product code	Index base	Unadjusted index ²				
				Nov. 2023	Dec. 2023 ^P	Jan. 2024 ^P	Feb. 2024 ^P	Mar. 2024 ^P
Measuring, dispensing, and other pumping equipment mfg - Continued								
Secondary products.....		333914-S	12/17	157.468	157.468	154.593	155.271	155.748
Material handling equipment manufacturing.....	33392		12/03	212.788	213.132	215.102	215.597	215.904
Elevator and moving stairway mfg.....	333921		06/81	243.252	243.252	243.209	246.888	246.850
Primary products.....		333921-P	06/81	231.966	231.966	231.921	235.676	235.636
Elevators and moving stairways.....		333921-1	06/81	225.502	225.502	225.502	229.739	229.739
Parts and attachments for elevators and moving stairways (sold separately).....		333921-3	06/81	286.808	286.808	286.430	286.737	286.398
Secondary products and miscellaneous receipts.....		333921-SM						
Conveyor and conveying equipment mfg.....	333922		06/84	297.655	297.698	304.892	305.184	305.184
Primary products.....		333922-P	06/84	285.404	285.446	292.426	292.711	292.711
Unit handling conveyors and conveying systems.....		333922-1	06/84	229.985	230.067	230.067	230.067	230.067
Unit handling gravity and trolley conveyors and conveying systems.....		333922-12	06/09	129.556	129.525	129.525	129.525	129.525
Unit handling tow, belt, roller, pneumatic, portable, carousel, and other nonbelt conveyors.....		333922-14	06/09	145.927	146.113	146.113	146.113	146.113
Parts and accessories for unit handling conveyors and conveying systems, sold separately.....		333922-7	06/84	275.617	275.532	276.423	276.423	276.423
Bulk material handling conveyors and conveying systems.....		333922-8	06/84	319.192	319.192	338.681	339.612	339.612
Parts and accessories for bulk material handling conveyors and conveying systems.....		333922-9	06/84	494.096	494.093	507.905	507.905	507.905
Secondary products and miscellaneous receipts.....		333922-SM						
Miscellaneous receipts.....		333922-M	06/84	420.561	420.561	424.195	424.195	424.195
Secondary products.....		333922-S	06/84	334.907	334.907	341.949	341.949	341.949
Overhead cranes, hoists and monorail systems mfg.....	333923		12/03	225.788	227.282	227.598	227.783	229.059
Primary products.....		333923-P	12/03	227.418	228.989	229.346	229.609	230.915
Hoists and parts and attachments for hoists (sold separately).....		333923-1	12/84	328.890	328.890	328.890	331.577	334.515
Overhead traveling cranes and monorail systems, including parts and attachments sold separately.....		333923-3	12/84	340.105	340.401	343.561	342.591	347.976
Winches, aerial work platforms, and automotive wrecker hoists, including parts and attachments.....		333923-7	12/03	231.621	234.105	234.105	234.105	234.574
Secondary products and miscellaneous receipts.....		333923-SM						
Secondary products.....		333923-S	12/03	212.785	212.785	208.294	207.096	207.096
Industrial truck, trailer, and stacker mfg.....	333924		12/79	333.929	333.929	335.096	335.097	335.222
Primary products.....		333924-P	12/79	337.697	337.697	338.891	338.891	339.017
Industrial trucks, tractors, mobile straddle carriers & cranes, & automatic stacking machines.....		333924-2	12/79	303.626	303.626	304.884	304.884	305.029
Work trucks with lifting & handling equipment, operator riding, electric, self-propelled.....		333924-21	06/02	229.132	229.132	237.837	237.837	237.837
Work trucks, not fitted with lifting and handling equipment.....		333924-25	06/02	215.229	215.229	213.638	213.638	213.833
Bulk powered material moving equipment, dock boards and metal pallets and skids.....		333924-26	06/02	203.205	203.205	203.205	203.205	203.205
Other work trucks with lifting & handling equipment, non-riding electric or any non-electric.....		333924-27	06/02	189.909	189.909	190.535	190.535	190.527
Parts and attachments for industrial trucks and tractors (sold separately).....		333924-3	12/86	363.772	363.772	364.260	364.260	364.260
Secondary products and miscellaneous receipts.....		333924-SM						
Secondary products.....		333924-S	12/79	502.226	502.226	502.226	502.885	503.564
All other general purpose machinery mfg.....	33399		12/03	188.482	188.349	189.444	190.446	191.352
Power-driven handtool mfg.....	333991		12/80	272.214	272.214	270.432	270.438	270.438
Primary products.....		333991-P	12/80	264.327	264.327	262.563	262.570	262.570
Power-driven handtools, pneumatic, hydraulic, and powder-actuated.....		333991-6	12/80	368.022	368.022	365.234	365.251	365.251
Power-driven handtools, electric (except battery powered), including parts.....		333991-9	12/04	151.128	151.128	151.059	151.059	151.059
Secondary products and miscellaneous receipts.....		333991-SM						
Welding and soldering equipment mfg.....	333992		12/84	361.386	361.423	361.977	367.023	377.277
Primary products.....		333992-P	12/84	377.715	377.715	378.342	383.693	394.520
Other welding equipment, components, and accessories (excluding arc, resistance, and gas).....		333992-A	06/90	185.178	185.178	185.178	185.178	185.637
Arc welding machines, components, and accessories, excluding electrodes and stud welding equip.....		333992-1	12/84	410.753	410.753	410.753	418.528	437.099
Resistance welders, components, accessories, and electrodes.....		333992-7	12/84	279.693	279.693	279.693	285.509	285.509
Gas welding and cutting equipment, parts, attachments, and accessories.....		333992-9	06/83	267.577	267.577	275.087	275.087	275.229
Secondary products and miscellaneous receipts.....		333992-SM						
Miscellaneous receipts.....		333992-M	12/84	261.989	269.741	259.741	259.741	260.876
Packaging machinery mfg.....	333993		12/88	279.740	279.722	280.968	281.315	281.849
Primary products.....		333993-P	12/88	286.688	286.688	287.630	288.056	288.713
Packing, packaging, and bottling machinery, excluding parts.....		333993-1	12/88	273.800	273.800	274.327	274.327	274.327
Parts for packing, packaging, and bottling machinery.....		333993-5	12/88	344.912	344.912	347.469	349.536	352.724
Secondary products and miscellaneous receipts.....		333993-SM						
Industrial process furnace and oven mfg.....	333994		06/81	303.542	303.657	304.314	305.783	306.004
Primary products.....		333994-P	06/81	300.537	300.219	300.847	302.237	302.475

See footnotes at end of table.

Table 11. Producer price indexes for net output of selected industries and their products, not seasonally adjusted — Continued
 [March 2024]

Title ¹	Industry code	Product code	Index base	Unadjusted index ²				
				Nov. 2023	Dec. 2023 ^P	Jan. 2024 ^P	Feb. 2024 ^P	Mar. 2024 ^P
Industrial process furnace and oven mfg - Continued								
Industrial process furnaces & ovens, & industrial electrical heating equipment. . . .		333994-0	12/04	176.008	175.822	176.190	177.003	177.143
Industrial process furnaces & ovens, & industrial electrical heating equipment, except parts.		333994-0A	06/11	146.458	146.925	147.243	148.023	148.110
Parts and attachments for industrial process furnaces and ovens.		333994-0B	06/11	150.095	148.157	148.437	148.836	149.040
Secondary products and miscellaneous receipts.		333994-SM						
Miscellaneous receipts.		333994-M	12/86	204.936	205.816	206.885	208.077	208.309
Fluid power cylinder and actuator mfg.	333995		06/90	277.337	277.448	282.102	282.105	281.711
Primary products.		333995-P	06/90	280.165	280.165	285.010	285.011	284.561
Nonaerospace-type hydraulic & all aerospace fluid power cylinders & actuators, linear & rotary.		333995-2	06/90	270.724	270.724	276.698	276.698	276.698
Parts for hydraulic & pneumatic fluid power cylinders & actuators, incl accumulators & cushions.		333995-8	06/90	324.067	324.067	327.167	327.172	325.150
Secondary products and miscellaneous receipts.		333995-SM						
Secondary products.		333995-S	06/90	—	235.895	238.263	238.312	238.182
Fluid power pump and motor mfg.	333996		06/90	233.101	233.310	235.716	236.003	235.274
Primary products.		333996-P	06/90	238.561	238.796	240.780	241.094	240.266
Fluid power pumps and motors, including parts.		333996-0	06/90	238.561	238.796	240.780	241.094	240.266
Secondary products and miscellaneous receipts.		333996-SM						
Miscellaneous receipts.		333996-M	06/99	185.962	185.962	190.965	—	—
All other miscellaneous general purpose machinery mfg.	333998		12/84	292.171	291.469	293.001	295.441	296.584
Primary products.		333998-P	12/84	286.094	285.309	286.542	289.039	290.215
Scale and balance mfg.		333998-7	12/80	249.724	250.397	251.997	252.030	252.030
Retail, commercial, household, and mailing scales and balances.		333998-74	12/91	196.020	196.391	200.493	200.493	200.493
Parts, attachments, and accessories for scales and balances.		333998-76	12/91	273.474	275.778	276.350	276.571	276.571
Vehicle and industrial scales.		333998-77	12/91	205.644	205.965	207.288	207.288	207.288
Motor truck and railroad track scales.		333998-771	12/10	153.816	153.964	155.061	155.061	155.061
Industrial scales (including automatic checkweigher and bulkweigher scales).		333998-772	12/10	175.986	176.763	177.554	177.554	177.554
All other miscellaneous general purpose machinery mfg.		333998-9	12/84	286.601	285.715	286.913	289.570	290.823
Filters and strainers, except fluid power.		333998-91	12/88	283.472	283.458	283.458	287.057	287.057
Industrial filters and strainers and reusable media, except fluid power.		333998-911	06/07	171.639	171.639	171.639	174.160	174.160
Nonreusable media for filters and strainers, except fluid power.		333998-912	12/88	294.774	294.664	294.664	294.842	294.842
Parts and accessories for filters and strainers, except fluid power.		333998-913	12/88	370.027	370.027	370.027	—	—
All other miscellaneous general industrial machinery.		333998-97	06/07	153.847	153.246	154.180	155.974	156.834
Secondary products and miscellaneous receipts.		333998-SM						
Miscellaneous receipts.		333998-M	12/22	103.771	104.369	107.587	107.587	107.587
Secondary products.		333998-S	12/22	103.648	103.620	103.610	104.112	104.112
Computer & electronic product mfg.	334		12/03	99.787	99.821	101.223	101.426	101.746
Computer & peripheral equipment mfg.	3341		12/06	57.949	58.339	59.150	59.226	59.044
Computer & peripheral equipment mfg.	33411		12/06	57.949	58.339	59.150	59.226	59.044
Electronic computer mfg.	334111		02/23	97.170	98.730	101.963	102.286	101.556
Primary products.		334111-P	02/23	96.827	98.576	—	—	—
Host computers, multiusers (mainframes, medium-scale systems, UNIX and PC servers).		334111-5	02/23	96.535	98.332	102.815	103.110	102.214
Single user computers, microprocessor based, general purpose.		334111-7	02/23	98.332	99.832	99.035	99.743	99.320
Portable computers, laptops, tablets and other single user computers.		334111-72	02/23	97.153	97.179	97.049	96.982	95.899
Personal computers and workstations (excluding portable computers).		334111-73	02/23	98.866	101.035	99.934	100.995	100.870
Secondary products and miscellaneous receipts.		334111-SM						
Computer storage device mfg.	334112		12/04	61.528	61.528	61.528	61.528	61.528
Primary products.		334112-P	12/04	49.891	49.891	49.891	49.891	49.891
Computer storage devices (except parts, attachments and accessories).		334112-1	12/04	49.244	49.244	49.244	49.244	49.244
Secondary products and miscellaneous receipts.		334112-SM						
Computer terminal and other computer peripheral equipment mfg.	334118		12/93	63.247	63.247	63.257	63.243	63.245
Primary products.		334118-P	12/93	64.954	64.950	64.960	64.962	64.963
Computer terminals (including POS and funds-transfer devices) and other computer peripherals.		334118-D	12/93	37.977	37.973	37.973	37.975	37.977
Secondary products and miscellaneous receipts.		334118-SM						
Secondary products.		334118-S	08/94	56.575	56.966	56.966	56.966	56.966
Communications equipment mfg.	3342		12/85	102.710	102.701	103.365	103.984	104.078
Telephone apparatus mfg.	33421		12/03	94.895	94.895	94.773	95.376	95.376
Telephone apparatus mfg.	334210		12/85	95.365	95.365	95.242	95.849	95.848
Primary products.		334210-P	12/85	95.632	95.632	95.506	96.129	96.129
Telephone and wireline data networking equipment.		334210-0	12/85	95.632	95.632	95.506	96.129	96.129
Secondary products and miscellaneous receipts.		334210-SM						
Radio/TV broadcast & wireless comm equip mfg.	33422		12/03	102.763	102.780	103.658	104.357	104.457

See footnotes at end of table.

Table 11. Producer price indexes for net output of selected industries and their products, not seasonally adjusted — Continued
 [March 2024]

Title ¹	Industry code	Product code	Index base	Unadjusted index ²				
				Nov. 2023	Dec. 2023 ^P	Jan. 2024 ^P	Feb. 2024 ^P	Mar. 2024 ^P
Broadcast and wireless communications equipment mfg.	334220		12/91	96.400	96.416	97.240	97.895	97.990
Primary products.		334220-P	12/91	92.578	92.594	93.338	93.993	93.970
Broadcast, studio, and related electronic equipment.		334220-2	12/85	120.475	120.838	121.913	122.827	122.488
Radio station equipment.		334220-5	06/13	114.046	114.046	114.652	117.165	117.165
Other broadcast and wireless communications systems and equipment.		334220-9	06/13	107.729	107.716	108.404	109.073	109.073
Secondary products and miscellaneous receipts.		334220-SM						
Other communications equipment mfg.	33429		12/03	140.540	140.336	141.036	141.303	141.528
Other communications equipment mfg.	334290		12/91	150.752	150.533	151.284	151.570	151.812
Primary products.		334290-P	12/91	158.895	158.637	159.520	159.856	160.139
Alarm systems, including electric sirens and horns.		334290-1	12/85	154.922	154.282	155.600	155.600	155.728
Intercommunications systems, incl inductive paging systems, excl telephone & telegraph.		334290-3	12/85	275.233	275.510	276.380	276.380	—
Secondary products and miscellaneous receipts.		334290-SM						
Secondary products.		334290-S	12/91	167.224	167.224	167.224	167.287	167.773
Audio & video equipment mfg.	3343		12/03	100.791	100.791	100.791	100.791	103.285
Audio and video equipment mfg.	33431		12/03	100.791	100.791	100.791	100.791	103.285
Audio and video equipment mfg.	334310		03/80	72.935	72.935	72.935	72.935	74.738
Primary products.		334310-P	03/80	64.346	64.346	64.346	64.346	65.757
Speakers and commercial sound equipment.		334310-4	03/80	181.430	181.430	181.430	181.430	188.861
Other consumer audio and video equipment.		334310-5	03/80	141.643	141.643	141.643	141.643	141.643
Secondary products and miscellaneous receipts.		334310-SM						
Miscellaneous receipts.		334310-M	12/86	98.430	98.430	98.430	98.430	110.100
Semiconductor and other electronic component mfg.	3344		12/84	57.591	57.536	57.919	57.832	57.867
Semiconductor and other electronic component mfg.	33441		12/84	57.602	57.547	57.930	57.842	57.877
Bare printed circuit board mfg.	334412		06/91	120.258	123.097	124.621	123.996	123.996
Primary products.		334412-P	06/91	117.142	119.926	121.416	120.811	120.811
Bare printed circuit boards.		334412-0	06/82	131.632	134.760	136.434	135.755	135.755
Secondary products and miscellaneous receipts.		334412-SM2						
Semiconductors and related device mfg.	334413		12/98	31.716	31.565	31.707	31.665	31.622
Primary products.		334413-P	12/98	30.698	30.551	30.681	30.640	30.598
Other semiconductor devices, including parts such as chips, wafers, and heat sinks.		334413-A	06/81	57.985	57.985	58.452	58.452	58.452
Integrated microcircuits, incl semiconductor networks, microprocessors, & MOS memories.		334413-1	12/98	21.757	21.582	21.618	21.569	21.519
Secondary products and miscellaneous receipts.		334413-SM						
Electronic connector mfg.	334417		12/80	280.679	280.702	281.083	281.150	285.408
Primary products.		334417-P	12/80	277.632	277.657	277.976	278.049	282.537
Electronic connectors, including parts.		334417-0	12/80	277.632	277.657	277.976	278.049	282.537
Secondary products and miscellaneous receipts.		334417-SM						
Secondary products.		334417-S1	05/99	162.201	162.201	162.885	162.887	162.440
Printed circuit assembly mfg.	334418		12/03	71.925	71.956	72.373	71.595	71.633
Primary products.		334418-P	12/03	73.462	73.455	73.890	73.041	73.052
Printed circuit assemblies, loaded boards, modules, and consumer external modems.		334418-9	06/06	79.023	79.016	79.484	78.571	78.582
Secondary products and miscellaneous receipts.		334418-SM						
Other electronic component mfg.	334419		12/03	161.277	161.409	162.328	162.816	162.816
Primary products.		334419-P	12/03	164.574	164.720	165.739	166.253	166.253
Other electronic components.		334419-0	12/03	164.574	164.720	165.739	166.253	166.253
Secondary products and miscellaneous receipts.		334419-SM						
Secondary products.		334419-S	12/03	106.637	106.637	106.637	108.090	108.090
Capacitor, resistor, coil, transformer, and other inductor mfg.	33441K		12/11	160.024	159.804	164.639	165.958	165.958
Primary products.		33441K-P	12/11	164.445	164.213	169.272	170.663	170.663
Capacitors for electronic circuitry.		33441K-4	06/81	276.660	276.660	278.104	278.104	278.104
Electronic coils, transformers, and other inductors.		33441K-6	06/00	168.886	168.372	172.017	175.099	175.099
Secondary products and miscellaneous receipts.		33441K-SM						
Nav/measuring/medical/control instruments mfg.	3345		12/03	144.188	144.247	147.063	147.504	148.251
Nav/measuring/medical/control instruments mfg.	33451		12/03	144.188	144.247	147.063	147.504	148.251
Electromedical apparatus mfg.	334510		06/85	87.745	87.763	88.044	88.044	88.044
Primary products.		334510-P	06/85	75.927	75.943	76.081	76.081	76.081
Electromedical equipment, excluding ionizing radiation equipment.		334510-2	12/02	87.524	87.544	87.718	87.718	87.718
Secondary products and miscellaneous receipts.		334510-SM						
Miscellaneous receipts.		334510-M	12/90	162.879	162.879	169.504	169.504	169.504
Search, detection, and navigation instruments.	334511		12/91	189.801	189.789	197.645	197.753	199.868
Primary products.		334511-P	12/91	185.987	185.987	193.743	193.766	195.920

See footnotes at end of table.

Table 11. Producer price indexes for net output of selected industries and their products, not seasonally adjusted — Continued
 [March 2024]

Title ¹	Industry code	Product code	Index base	Unadjusted index ²				
				Nov. 2023	Dec. 2023 ^P	Jan. 2024 ^P	Feb. 2024 ^P	Mar. 2024 ^P
Search, detection, and navigation instruments - Continued								
Aeronautical, nautical & navigational instruments, not sending or receiving radio signals.....		334511-1	12/85	332.895	332.895	332.895	332.895	332.895
Search, detection, navigation, and guidance systems and equipment.....		334511-3	12/91	179.224	179.224	188.783	188.812	191.466
Secondary products and miscellaneous receipts.....		334511-SM						
Automatic environmental control mfg.....	334512		12/79	317.114	317.114	315.690	315.902	314.982
Primary products.....		334512-P	12/79	282.935	282.935	281.521	281.522	280.609
Automatic environmental controls for monitoring residential, commercial, and appliance use.....		334512-0	12/03	150.988	150.988	150.233	150.234	149.747
Secondary products and miscellaneous receipts.....		334512-SM						
Miscellaneous receipts.....		334512-M	12/04	204.796	204.796	204.796	204.796	204.796
Industrial process variable instruments.....	334513		06/83	279.384	280.375	284.827	285.463	285.417
Primary products.....		334513-P	06/83	294.066	293.924	298.904	299.615	299.615
Process control instruments.....		334513-0	12/03	175.533	175.448	178.421	178.845	178.845
Secondary products and miscellaneous receipts.....		334513-SM						
Miscellaneous receipts.....		334513-M	06/83	237.122	253.044	253.044	253.044	253.044
Totalizing fluid meters and counting devices mfg.....	334514		12/85	244.462	244.667	246.390	247.489	248.104
Primary products.....		334514-P	12/85	249.015	249.241	251.141	252.354	253.032
Integrating and totalizing fluid meters, counting devices, and motor vehicle instruments.....		334514-0	12/85	249.015	249.241	251.141	252.354	253.032
Secondary products and miscellaneous receipts.....		334514-SM						
Secondary products.....		334514-S	12/85	185.150	185.150	185.150	185.150	185.150
Electricity and signal testing instruments mfg.....	334515		12/83	181.470	181.765	181.765	181.905	181.905
Primary products.....		334515-P	12/83	173.637	173.948	173.948	174.096	174.096
Test equipment for testing electrical, radio, and communication circuits, and motors.....		334515-4	12/83	174.921	175.235	175.235	175.384	175.384
Secondary products and miscellaneous receipts.....		334515-SM						
Analytical laboratory instrument mfg.....	334516		12/85	186.753	186.698	188.821	191.379	191.946
Primary products.....		334516-P	12/85	187.717	187.661	189.766	192.353	192.936
Analytical and scientific instruments, excluding optical.....		334516-0	12/85	187.717	187.661	189.766	192.353	192.936
Secondary products and miscellaneous receipts.....		334516-SM						
Irradiation apparatus mfg.....	334517		06/90	124.147	124.147	124.147	126.252	126.252
Primary products.....		334517-P	06/85	125.081	125.081	125.081	127.347	127.347
Irradiation (ionizing radiation) equipment.....		334517-0	06/85	125.081	125.081	125.081	127.347	127.347
Secondary products and miscellaneous receipts.....		334517-SM						
Other measuring and controlling device mfg.....	334519		06/85	207.362	207.466	209.672	209.856	211.509
Primary products.....		334519-P	06/85	198.248	198.332	200.501	200.691	202.347
Physical properties testing & inspection equipment and kinematic testing & measuring equipment.....		334519-4	06/85	201.370	201.370	203.844	203.844	203.844
Nuclear radiation detection and monitoring instruments.....		334519-5	06/85	248.578	248.578	254.629	254.629	254.629
Commercial, geophysical, meteorological, and general-purpose instruments and equipment.....		334519-7	06/85	203.992	203.992	205.017	205.017	205.017
Secondary products and miscellaneous receipts.....		334519-SM						
Miscellaneous receipts.....		334519-M	06/85	288.887	289.570	290.202	290.033	290.101
Manufacturing and reproducing magnetic and optical media.....	3346		12/03	118.134	117.933	117.933	117.879	117.933
Manufacturing and reproducing magnetic and optical media.....	33461		12/03	118.134	117.932	117.932	117.879	117.932
Manufacturing and reproducing magnetic and optical media.....	334610		01/19	138.422	138.186	138.186	138.123	138.186
Primary products.....		334610-P	01/19	139.612	139.374	139.374	139.310	139.374
Electrical equipment and appliance mfg.....	335		12/03	198.371	198.312	198.894	199.043	199.851
Electric lighting equipment mfg.....	3351		12/03	153.599	153.766	153.729	154.185	155.354
Electric lighting equipment mfg.....	33513		12/22	103.543	103.657	103.632	103.941	104.732
Residential electric lighting fixture mfg.....	335131		12/83	248.739	248.751	248.199	248.287	248.529
Primary products.....		335131-P	12/83	256.051	256.065	255.406	255.426	255.418
Residential-type electric lighting fixtures (except portable), including parts and accessories.....		335131-1	12/83	232.936	232.937	231.962	231.968	231.970
Residential-type portable lighting fixtures, including parts and accessories.....		335131-4	12/83	294.776	294.817	294.830	294.880	294.852
Secondary products and miscellaneous receipts.....		335131-SM						
Secondary products.....		335131-S	12/83	317.168	317.168	317.172	318.241	322.006
Nonresidential electric lighting fixture mfg.....	335132		06/81	265.975	266.543	266.508	268.084	271.270
Primary products.....		335132-P	06/81	264.088	264.596	264.602	266.318	269.790
Commercial and institutional-type electric lighting fixtures, including parts and accessories.....		335132-1	06/81	253.222	253.802	253.809	255.767	259.727
Industrial-type electric lighting fixtures, including parts and accessories.....		335132-5	06/81	294.912	294.912	294.912	-	-
Secondary products and miscellaneous receipts.....		335132-SM						
Secondary products.....		335132-S	06/81	323.795	325.352	-	-	-

See footnotes at end of table.

Table 11. Producer price indexes for net output of selected industries and their products, not seasonally adjusted — Continued
 [March 2024]

Title ¹	Industry code	Product code	Index base	Unadjusted index ²				
				Nov. 2023	Dec. 2023 ^P	Jan. 2024 ^P	Feb. 2024 ^P	Mar. 2024 ^P
Other lighting equipment, including lamps and bulbs mfg.	335139		06/85	181.777	181.791	181.822	181.822	182.537
Primary products.		335139-P	12/22	104.507	104.507	104.507	104.507	104.973
Electric lamp bulb, tubes, and components.		335139-1	12/83	89.752	89.752	89.752	89.752	89.752
Outdoor lighting equipment (including parts and accessories).		335139-2	06/85	209.474	209.474	209.474	209.474	209.474
Secondary products and miscellaneous receipts.		335139-SM						
Household appliance mfg.	3352		12/84	163.293	163.111	163.332	161.930	163.143
Small electrical appliance mfg.	33521		12/03	131.757	132.078	131.840	131.872	134.473
Small electrical appliance mfg.	335210		12/11	119.738	120.029	119.813	119.842	122.206
Primary products.		335210-P	12/11	120.260	120.556	120.336	120.363	122.719
Parts and attachments for small electric household appliances, including fan parts.		335210-5	12/82	193.022	193.022	193.022	193.022	196.035
Household vacuum cleaners and other floor care machines (including parts and attachments).		335210-6	12/82	130.883	131.099	132.131	132.131	132.131
Other small electric household appliances, including fans.		335210-7	05/21	116.971	117.287	116.753	116.787	119.725
Secondary products and miscellaneous receipts.		335210-SM						
Secondary products.		335210-S	12/82	208.908	209.760	209.154	209.595	224.903
Major household appliance mfg.	33522		12/03	166.091	165.796	166.118	164.420	165.276
Major household appliance mfg.	335220		05/16	135.576	135.335	135.598	134.212	134.910
Primary products.		335220-P	05/16	134.966	134.706	134.987	133.504	134.228
Household cooking appliances.		335220-1	06/81	175.264	174.396	174.874	172.080	174.593
Electric household ranges, ovens (including microwave), surface cooking units, and equipment.		335220-11	06/81	150.275	148.471	148.002	151.248	152.892
Gas household ranges, ovens, surface cooking units, and equipment (incl. parts and accessories).		335220-13	06/81	170.249	170.257	172.913	163.822	167.339
Other household ranges and cooking equipment, including outdoor equipment.		335220-15	06/81	257.237	257.237	255.084	249.067	251.618
Household refrigerators and home freezers.		335220-2	12/81	126.488	126.342	126.486	125.445	125.148
Household refrigerators, including combination refrigerator-freezers.		335220-21	12/81	119.176	119.179	119.395	118.249	117.992
Other major household appliances.		335220-8	12/82	308.362	308.765	309.445	307.257	308.083
Household water heaters, electric, for permanent installation.		335220-81	12/82	559.713	559.713	559.870	559.870	570.712
Household water heaters, excluding electric.		335220-83	12/82	561.307	561.307	561.643	561.643	569.707
Secondary products and miscellaneous receipts.		335220-SM						
Miscellaneous receipts.		335220-M	05/16	137.090	137.090	137.090	137.090	137.090
Electrical equipment mfg.	3353		12/03	208.514	209.252	211.197	211.721	213.428
Electrical equipment mfg.	33531		12/03	208.514	209.252	211.197	211.721	213.428
Electric power and specialty transformer mfg.	335311		06/81	419.322	425.883	428.635	428.635	430.543
Primary products.		335311-P	06/81	413.606	420.121	422.854	422.854	424.750
Secondary products and miscellaneous receipts.		335311-SM						
Motor and generator mfg.	335312		06/83	284.885	284.910	285.602	285.615	288.626
Primary products.		335312-P	06/83	283.776	283.776	284.217	284.217	287.657
Parts, supplies for motors, generators, generator sets, and other rotating equipment.		335312-C	12/87	293.445	293.445	291.896	291.896	304.633
Other motors and generators n.e.c.		335312-F	06/06	158.737	158.737	159.538	159.538	158.651
Fractional horsepower motors (rated at less than 746 watts) (except hermetics). ..		335312-1	06/83	212.262	212.262	212.262	212.262	214.070
Integral horsepower motors & generators other than for land transport equipment (exc hermetics).		335312-3	06/83	418.694	418.694	418.694	418.694	429.277
Secondary products and miscellaneous receipts.		335312-SM						
Miscellaneous receipts.		335312-M	12/86	285.747	286.255	286.255	286.255	286.377
Secondary products.		335312-S	06/83	268.422	268.735	272.404	272.616	273.998
Switchgear and switchboard apparatus mfg.	335313		06/85	309.728	310.443	311.946	314.092	317.423
Primary products.		335313-P	06/85	321.111	321.920	323.553	325.893	329.459
Switchgear, excluding ducts and relays.		335313-A	06/85	358.851	360.183	363.423	365.405	371.339
Low voltage panelboards and distribution boards, 1000 volts or less.		335313-3	06/85	275.224	275.424	275.424	281.150	281.150
Secondary products and miscellaneous receipts.		335313-SM						
Relay and industrial control mfg.	335314		06/85	275.999	276.024	282.972	283.097	284.340
Primary products.		335314-P	06/85	294.478	294.478	302.118	302.526	302.954
Specific-purpose industrial controls.		335314-C	01/19	124.829	124.829	124.829	124.829	124.829
General-purpose industrial controls.		335314-F	01/19	138.238	138.238	144.383	144.383	144.778
Relays for electronic circuitry, industrial control overload and switchgear type.		335314-1	06/90	225.683	225.683	230.079	230.079	-
Parts for industrial controls and motor-control accessories.		335314-7	06/90	258.970	258.970	259.654	263.620	263.620
Secondary products and miscellaneous receipts.		335314-SM						
Miscellaneous receipts.		335314-M	06/85	292.624	292.624	292.624	292.624	305.090
Other electrical equipment & component mfg.	3359		12/03	225.822	225.107	224.980	225.658	225.339
Storage battery mfg.	33591		12/03	196.421	196.320	196.478	196.663	196.711
Battery mfg.	335910		12/84	265.559	265.423	265.637	265.886	265.953
Primary products.		335910-P	12/84	268.114	267.971	268.195	268.336	268.664
Storage batteries.		335910-1	12/84	268.397	268.397	268.784	269.034	269.696

See footnotes at end of table.

Table 11. Producer price indexes for net output of selected industries and their products, not seasonally adjusted — Continued
 [March 2024]

Title ¹	Industry code	Product code	Index base	Unadjusted index ²				
				Nov. 2023	Dec. 2023 ^P	Jan. 2024 ^P	Feb. 2024 ^P	Mar. 2024 ^P
Battery mfg - Continued								
Storage batteries, lead acid type, BCI dimensional size group 8D or smaller. . .		335910-11	12/84	258.557	258.557	259.136	259.136	261.690
Storage batteries, lead acid type, larger than BCI dimensional size group 8D. . .		335910-12	12/84	316.397	316.397	316.397	317.539	309.726
Primary batteries.....		335910-2	12/80	255.247	254.651	254.338	254.124	—
Secondary products and miscellaneous receipts.....		335910-SM						
Secondary products.....		335910-S	12/84	297.600	297.600	297.600	302.054	302.054
Communication & energy wire & cable mfg.....	33592		12/03	265.369	263.392	263.135	263.746	262.342
Fiber optic cable mfg.....	335921		12/03	89.061	89.061	87.797	87.797	87.797
Primary products.....		335921-P	12/03	89.438	89.438	88.255	88.255	88.255
Fiber optic cable, made from purchased fiber optic strand. . .		335921-0	12/03	89.438	89.438	88.255	88.255	88.255
Secondary products and miscellaneous receipts.....		335921-SM						
Other communication and energy wire mfg.....	335929		12/03	313.517	310.665	311.278	312.158	310.130
Primary products.....		335929-P	12/03	329.812	326.613	327.438	328.602	326.453
Electronic wire and cable, made of nonferrous metals (purchased wire).....		335929-A	12/82	316.922	316.922	316.922	316.922	318.981
Other insulated wire & cable, incl control & signal, made of nonferrous metals (purchased wire).....		335929-F	12/11	151.769	148.717	150.984	154.209	153.170
Power wire and cable, made from nonferrous metals (purchased wire).....		335929-1	12/82	608.195	599.750	599.302	598.628	587.993
Secondary products and miscellaneous receipts.....		335929-SM						
Wiring device mfg.....	33593		12/03	249.938	248.834	247.553	249.342	249.173
Current-carrying wiring device mfg.....	335931		12/81	299.732	298.649	298.820	299.404	299.453
Primary products.....		335931-P	12/81	290.402	289.310	289.279	289.746	289.794
Current-carrying wiring devices n.e.c.....		335931-A	06/06	195.340	193.652	193.851	194.709	193.584
Current-carrying switches for electrical circuitry (including vehicular switches). . .		335931-1	12/99	175.718	177.181	177.448	176.793	176.757
Current-carrying wire connectors for electrical circuitry.....		335931-9	12/81	253.731	252.633	251.238	251.236	255.876
Secondary products and miscellaneous receipts.....		335931-SM						
Secondary products.....		335931-S	12/81	315.218	315.341	315.344	320.681	320.764
Noncurrent-carrying wiring device mfg.....	335932		12/81	544.279	541.341	534.869	542.104	541.194
Primary products.....		335932-P	12/81	546.599	543.205	535.729	543.316	542.265
Noncurrent-carrying electrical conduit and conduit fittings, incl. plastic conduit & fittings.....		335932-4	12/81	619.005	610.376	592.463	591.987	589.733
Other noncurrent-carrying wiring devices and supplies (boxes, covers, bar hangers, etc.).....		335932-6	12/81	513.249	514.121	514.213	545.363	544.931
Secondary products and miscellaneous receipts.....		335932-SM						
All other electrical equipment & component mfg.....	33599		12/03	169.076	169.105	169.813	169.847	169.840
Carbon and graphite product mfg.....	335991		06/85	225.974	226.130	235.514	235.696	235.656
Primary products.....		335991-P	06/85	239.603	239.771	249.828	250.023	249.980
Carbon and graphite products, including electrodes for electric arc furnaces.....		335991-0	06/85	239.603	239.771	249.828	250.023	249.980
Secondary products and miscellaneous receipts.....		335991-SM						
Miscellaneous receipts.....		335991-M	10/88	149.998	149.998	149.998	149.998	149.998
Miscellaneous electrical equipment mfg.....	335999		12/03	160.623	160.623	159.325	159.325	159.325
Primary products.....		335999-P	12/03	158.388	158.388	156.301	156.301	156.301
Rectifying apparatus.....		335999-3	12/85	210.586	210.586	212.752	212.752	212.752
All miscellaneous electrical equipment except rectifying apparatus.....		335999-4	06/08	141.929	141.929	139.648	139.648	139.648
Secondary products and miscellaneous receipts.....		335999-SM						
Transportation equipment manufacturing.....	336		12/03	141.155	140.964	141.426	141.747	141.850
Motor vehicle manufacturing.....	3361		12/03	125.457	124.832	125.117	125.350	125.355
Automobile and light truck manufacturing.....	33611		12/03	123.057	122.379	122.685	122.918	122.923
Automobile, light truck and utility vehicle mfg.....	336110		06/82	169.361	168.428	168.849	169.170	169.177
Primary products.....		336110-P	06/82	167.152	166.225	166.643	166.962	166.969
Passenger cars and chassis.....		336110-1	06/82	141.926	137.755	137.911	137.973	137.716
Trucks, truck tractors, & bus chassis 14,000 lb or less, incl. minivans & suvs.....		336110-2	06/82	198.079	198.067	198.627	199.072	199.164
Secondary products and miscellaneous receipts.....		336110-SM						
Heavy duty truck manufacturing.....	33612		12/03	161.288	161.367	161.367	161.633	161.643
Heavy duty truck mfg.....	336120		12/03	161.336	161.416	161.416	161.673	161.683
Primary products.....		336120-P	12/03	162.837	162.918	162.918	162.918	162.928
Trucks, truck tractors, and bus chassis (chassis of own manufacture) 14,001 to 33,000 lbs.....		336120-1	12/03	172.019	172.255	172.255	172.255	172.284
Secondary products and miscellaneous receipts.....		336120-SM						
Motor vehicle body and trailer manufacturing.....	3362		12/03	202.697	202.933	202.932	203.223	203.716
Motor vehicle body and trailer manufacturing.....	33621		12/03	203.055	203.292	203.291	203.582	204.076
Motor vehicle body mfg.....	336211		12/82	342.164	344.215	346.689	346.797	350.156
Primary products.....		336211-P	12/82	337.884	340.042	342.675	342.775	345.840
Other truck and vehicle bodies, sold separately.....		336211-5	12/08	153.679	155.089	155.431	155.431	157.466

See footnotes at end of table.

Table 11. Producer price indexes for net output of selected industries and their products, not seasonally adjusted — Continued
 [March 2024]

Title ¹	Industry code	Product code	Index base	Unadjusted index ²				
				Nov. 2023	Dec. 2023 ^P	Jan. 2024 ^P	Feb. 2024 ^P	Mar. 2024 ^P
Motor vehicle body mfg - Continued								
Dump truck bodies, for sale separately.....		336211-5A	12/08	179.071	179.071	179.071	179.071	179.071
All other truck and vehicle bodies, sold separately.....		336211-5B	12/08	151.082	153.081	153.553	153.553	156.438
Buses and firefighting vehicles, complete, produced on purchased chassis.....		336211-7	12/08	130.426	130.520	130.520	130.682	130.847
Other trucks and vehicles, complete, produced on purchased chassis.....		336211-9	12/08	162.398	162.754	163.232	163.289	163.651
Other trucks and vehicles, complete, produced on purchased chassis, except upfitting trucks.....		336211-91	09/15	147.917	148.735	149.833	149.966	150.798
Secondary products and miscellaneous receipts.....		336211-SM						
Secondary products.....		336211-S	12/82	291.869	291.988	292.023	292.214	298.652
Truck trailer mfg.....	336212		12/79	367.680	367.586	366.520	368.612	368.203
Primary products.....		336212-P	12/79	365.879	365.765	364.582	366.686	366.274
Truck trailers and chassis, axle rating 10,000 lbs or more.....		336212-1	12/79	350.584	350.482	348.967	351.175	350.743
Truck trailers and chassis, axle rating less than 10,000 lbs.....		336212-3	11/84	482.607	482.349	486.295	486.295	486.295
Secondary products and miscellaneous receipts.....		336212-SM						
Secondary products.....		336212-S1	05/21	145.402	145.426	151.110	150.658	150.658
Motor home mfg.....	336213		06/84	218.271	218.271	218.271	218.365	218.365
Primary products.....		336213-P	06/84	214.186	214.186	214.186	214.280	214.280
Motor homes built on purchased chassis.....		336213-0	06/06	127.690	127.690	127.690	127.746	127.746
Secondary products and miscellaneous receipts.....		336213-SM1						
Travel trailer and camper mfg.....	336214		12/03	209.070	208.824	208.116	207.992	207.993
Primary products.....		336214-P	12/03	210.603	210.374	209.717	209.601	209.601
Travel trailers.....		336214-1	06/84	281.432	281.432	281.432	281.432	281.432
Conventional travel trailers.....		336214-19	12/11	170.155	170.155	170.155	170.155	170.155
Automobile and light truck trailers.....		336214-3	12/92	267.093	265.471	260.812	259.995	259.995
Camping trailers, campers, pick-up covers, and parts.....		336214-5	06/84	350.175	350.175	350.175	350.175	350.175
Other parts and components, excluding appliances and furnishings.....		336214-53	06/84	351.999	351.999	351.999	351.999	351.999
Truck campers, caps, box covers, and fold-down camping trailers.....		336214-56	06/14	146.737	146.737	146.737	-	-
Secondary products and miscellaneous receipts.....		336214-SM						
Secondary products.....		336214-S	06/84	248.751	248.749	248.410	248.523	248.576
Motor vehicle parts manufacturing.....	3363		12/03	127.582	127.356	127.674	127.913	128.036
Motor vehicle gasoline engine and parts mfg.....	33631		12/03	128.458	126.197	126.237	126.497	127.085
Motor vehicle gasoline engine and engine parts mfg.....	336310		12/03	128.950	126.680	126.721	126.981	127.572
Primary products.....		336310-P	12/03	128.711	126.338	126.391	126.657	127.281
Gasoline engines and engine parts (excluding carburetors).....		336310-2	12/03	127.553	124.984	125.040	125.284	125.969
Carburetors, pistons, piston rings, and valves.....		336310-3	12/82	202.606	202.606	202.631	203.401	203.215
Secondary products and miscellaneous receipts.....		336310-SM						
Miscellaneous receipts.....		336310-M1	09/18	121.247	121.247	121.247	121.247	121.247
Secondary products.....		336310-S	12/11	116.798	116.754	116.551	116.666	116.570
Motor vehicle electric equipment.....	33632		12/03	123.106	123.075	123.549	124.020	124.050
Motor vehicle electrical and electronic equipment mfg.....	336320		12/03	122.638	122.606	123.079	123.548	123.577
Primary products.....		336320-P	12/03	116.437	116.414	116.830	117.286	117.318
Vehicular lighting equipment.....		336320-1	12/83	138.167	138.145	138.648	141.183	141.250
Other motor vehicle electrical and electronic equipment.....		336320-2	12/03	116.415	116.392	116.804	116.816	116.841
Battery charging alternators, generators, and regulators.....		336320-23	12/82	138.597	138.272	138.209	138.366	138.717
Parts for engine electrical and electronic equipment.....		336320-2A	12/82	167.365	167.365	167.600	167.600	167.600
All other miscellaneous non-engine electrical and electronic equipment.....		336320-2D	12/03	119.966	119.966	119.966	119.966	119.966
All other miscellaneous complete engine electrical equipment, including spark plugs.....		336320-2U	12/82	131.186	131.186	133.623	133.623	133.623
Secondary products and miscellaneous receipts.....		336320-SM						
Miscellaneous receipts.....		336320-M	12/03	142.498	142.114	142.960	143.081	142.827
Secondary products.....		336320-S	12/03	130.160	130.160	132.184	132.485	132.485
Motor vehicle steering and suspension parts.....	33633		12/03	112.009	112.052	109.645	109.645	109.515
Motor vehicle steering and suspension components (except spring) manufacturing.....	336330		12/03	111.798	111.841	109.438	109.438	109.308
Primary products.....		336330-P	12/03	108.830	108.830	106.301	106.301	106.208
Motor vehicle steering and suspension components (excluding spring), new and rebuilt.....		336330-0	12/99	108.631	108.631	106.107	106.107	106.014
Secondary and miscellaneous receipts.....		336330-SM						
Motor vehicle brake system manufacturing.....	33634		12/03	138.319	138.917	142.327	142.253	142.349
Motor vehicle brake system mfg.....	336340		12/03	138.299	138.898	142.312	142.237	142.333
Primary products.....		336340-P	12/03	139.240	139.876	143.504	143.424	143.527
Motor vehicle brake parts and assemblies, new.....		336340-1	12/88	147.068	147.807	152.022	151.929	152.048
Motor vehicle drum brake assemblies and parts, new.....		336340-1E	12/05	147.907	147.126	150.619	150.619	150.619
Motor vehicle disc brake assemblies and parts, new.....		336340-1F	12/11	136.795	136.795	145.415	145.415	145.415
Other motor vehicle brake parts and assemblies, new.....		336340-1G	12/99	122.733	124.625	125.845	125.664	125.896
Secondary products and miscellaneous receipts.....		336340-SM						

See footnotes at end of table.

Table 11. Producer price indexes for net output of selected industries and their products, not seasonally adjusted — Continued
 [March 2024]

Title ¹	Industry code	Product code	Index base	Unadjusted index ²				
				Nov. 2023	Dec. 2023 ^P	Jan. 2024 ^P	Feb. 2024 ^P	Mar. 2024 ^P
Motor vehicle power train components mfg.	33635		12/03	136.006	136.195	137.946	138.068	137.714
Motor vehicle transmission and power train parts manufacturing.	336350		12/03	134.392	134.579	136.310	136.430	136.080
Primary products.		336350-P	12/03	128.763	128.947	130.571	130.689	130.346
Motor vehicle drive train components, excluding wheels and brakes, new.		336350-2	12/88	132.084	132.248	133.728	133.856	133.488
Motor vehicle transmissions (except auxiliary and parts), new.		336350-20	06/12	115.582	115.570	118.700	118.628	118.012
Parts for manual and automatic transmissions, new.		336350-23	12/88	130.523	131.011	130.046	130.180	130.069
Other motor vehicle drive train components, except wheels and brakes, new.		336350-25	12/99	99.409	99.518	99.712	100.080	100.053
Motor vehicle drive train components, rebuilt.		336350-3	12/03	146.904	147.619	153.213	153.213	153.161
Secondary products and miscellaneous receipts.		336350-SM						
Secondary products.		336350-S	12/03	139.386	139.285	142.385	142.330	142.385
Motor vehicle seating and interior trim mfg.	33636		12/03	113.774	113.911	114.090	114.071	114.569
Motor vehicle seating and interior trim mfg.	336360		12/03	113.707	113.847	114.030	114.005	114.501
Primary products.		336360-P	12/03	112.180	112.217	112.234	112.415	112.916
Automobile trimmings.		336360-1	12/03	93.418	93.418	93.418	93.552	93.921
Seats for public conveyance and aircraft.		336360-3	12/01	117.558	117.650	117.695	117.964	118.712
Secondary products and miscellaneous receipts.		336360-SM						
Secondary products.		336360-S	12/03	155.970	158.145	161.692	157.084	156.496
Motor vehicle metal stamping.	33637		12/03	130.024	130.022	129.752	131.335	131.716
Motor vehicle metal stamping.	336370		12/82	142.408	142.405	142.109	143.843	144.260
Primary products.		336370-P	12/82	133.400	133.398	133.089	134.780	135.175
Automotive job stampings (truck, bus, and passenger car).		336370-0	12/82	133.400	133.398	133.089	134.780	135.175
Secondary products and miscellaneous receipts.		336370-SM						
Secondary products.		336370-S	12/82	142.883	142.878	143.186	143.443	143.379
Other motor vehicle parts manufacturing.	33639		12/03	127.330	127.569	127.574	127.405	127.312
Other motor vehicle parts mfg.	336390		12/03	129.861	130.104	130.109	129.937	129.841
Primary products.		336390-P	12/03	127.353	127.631	127.636	127.464	127.367
Filters, new, internal combustion engines and motor vehicles.		336390-A	12/82	191.544	191.544	191.544	191.544	—
All other motor vehicle parts and accessories, including trailer hitches.		336390-8	12/03	117.578	117.771	117.871	118.186	118.007
Secondary products and miscellaneous receipts.		336390-SM						
Miscellaneous receipts.		336390-M	12/11	116.678	116.678	—	—	—
Secondary products.		336390-S	12/11	128.528	127.582	127.618	127.737	127.764
Aerospace product and parts manufacturing.	3364		06/85	271.874	272.421	274.104	275.218	275.609
Aerospace product and parts manufacturing.	33641		06/85	271.874	272.421	274.104	275.218	275.609
Aircraft mfg.	336411		12/85	283.165	283.670	285.809	286.635	287.089
Primary products.		336411-P	12/85	271.569	272.082	273.783	274.622	275.083
Civilian aircraft.		336411-3	12/85	334.259	335.160	336.969	338.443	339.253
Military aircraft.		336411-4	06/13	111.060	111.060	112.014	112.014	112.014
Secondary products and miscellaneous receipts.		336411-SM						
Secondary products.		336411-S	12/85	482.063	482.063	496.996	496.996	496.996
Aircraft engine and engine parts mfg.	336412		12/85	263.338	264.806	265.845	268.778	268.779
Primary products.		336412-P	12/85	258.849	260.121	262.170	263.845	263.849
Aeronautical services on aircraft engines.		336412-5	12/85	274.609	282.664	281.979	294.701	294.701
Aircraft engine parts and accessories.		336412-7	12/85	270.350	270.788	275.733	275.570	275.578
Parts and accessories for military aircraft engines.		336412-75	12/11	125.664	126.276	126.671	126.671	126.516
Parts and accessories for civilian aircraft engines.		336412-77	12/11	119.982	119.982	123.083	122.975	123.054
Secondary products and miscellaneous receipts.		336412-SM						
Secondary products.		336412-S	12/85	255.234	255.234	255.709	263.104	263.104
Other aircraft parts and equipment mfg.	336413		06/85	206.996	207.000	206.949	207.721	207.945
Primary products.		336413-P	06/85	202.175	202.179	202.120	202.611	202.625
Aircraft propellers and helicopter rotors.		336413-1	12/91	222.086	222.086	222.086	222.086	222.284
Aircraft parts and auxiliary equipment.		336413-7	06/85	194.042	194.047	193.984	194.501	194.501
Aircraft landing gear for civilian and military aircraft.		336413-72	06/08	187.311	187.311	195.624	197.275	197.275
Other aircraft subassemblies and parts for military aircraft.		336413-73	06/08	126.305	126.325	126.325	128.297	128.297
Other aircraft subassemblies and parts for civilian aircraft.		336413-74	06/08	114.470	114.470	114.079	114.079	114.079
Secondary products and miscellaneous receipts.		336413-SM						
Secondary products.		336413-S	06/85	253.545	253.545	253.848	255.935	261.124
Railroad rolling stock manufacturing.	3365		06/84	229.908	229.923	229.946	230.991	231.748
Railroad rolling stock manufacturing.	33651		06/84	229.987	230.002	230.025	231.070	231.827
Railroad rolling stock mfg.	336510		06/84	229.786	229.801	229.823	230.868	231.624
Primary products.		336510-P	06/84	236.453	236.468	236.497	237.519	238.258
Street, subway, trolley, and rapid transit cars, and railway maintenance equipment and parts.		336510-5	06/84	195.025	195.052	195.102	195.946	196.556
Railway maintenance of way equipment & parts, parts for all railcars, & other railway vehicles.		336510-54	06/84	195.788	195.821	195.882	196.729	197.342

See footnotes at end of table.

Table 11. Producer price indexes for net output of selected industries and their products, not seasonally adjusted — Continued
 [March 2024]

Title ¹	Industry code	Product code	Index base	Unadjusted index ²				
				Nov. 2023	Dec. 2023 ^P	Jan. 2024 ^P	Feb. 2024 ^P	Mar. 2024 ^P
Railroad rolling stock mfg - Continued								
Air brake and other brake equipment.....		336510-541	06/84	130.629	130.629	—	—	—
Secondary products and miscellaneous receipts.....		336510-SM						
Miscellaneous receipts.....		336510-M	06/84	167.982	167.982	167.982	167.982	167.982
Secondary products.....		336510-S1	12/11	113.241	113.241	113.983	113.983	113.983
Ship and boat building.....	3366		12/84	279.725	280.437	281.362	281.798	282.727
Ship and boat building.....	33661		12/84	279.736	280.448	281.373	281.809	282.738
Ship building and repairing.....	336611		12/85	246.304	247.095	247.873	248.507	249.529
Primary products.....		336611-P	12/85	235.491	236.261	237.016	237.475	238.429
Ship repair, nonmilitary.....		336611-A	12/85	330.164	334.646	341.354	341.354	347.457
Military self-propelled ships, new construction.....		336611-5	12/85	191.995	191.630	191.636	192.459	192.513
Ship repair, military.....		336611-8	12/85	207.391	207.967	207.967	207.967	208.565
Nonmilitary self-propelled ships, new construction.....		336611-9	12/85	417.338	425.071	425.071	425.071	425.071
Secondary products and miscellaneous receipts.....		336611-SM2						
Boat building.....	336612		12/81	381.046	381.466	382.851	382.606	383.190
Primary products.....		336612-P	12/81	379.955	380.326	381.728	381.478	382.069
Outboard motorboats, including commercial and military (except sailboats and lifeboats).....		336612-1	12/81	456.926	457.306	459.092	458.839	459.689
Outboard motorboats, wood or metal, incl. comm. and military (exc. sailboats and lifeboats).....		336612-11	06/11	176.666	177.084	177.436	175.046	175.498
Outboard motorboats, plastics/fiberglass, incl. comm. and mil. (exc. sailboats and lifeboats).....		336612-14	06/11	171.707	171.707	172.556	173.663	173.918
Inboard motorboats, including commercial and military (except sailboats and lifeboats).....		336612-3	12/81	371.215	373.318	372.035	373.668	373.875
Inboard cabin cruisers, including commercial and military (except sailboats and lifeboats).....		336612-31	06/11	151.645	152.919	153.993	154.982	155.107
Other inboard motorboats, including commercial and military (except sailboats and lifeboats).....		336612-32	06/11	156.862	156.862	152.888	152.888	152.888
Inboard-outdrive boats, including commercial and military (except sailboats and lifeboats).....		336612-5	12/81	299.824	299.824	299.824	298.238	298.302
All other inboard-outdrive boats, incl. comm. and military (except sailboats and lifeboats).....		336612-52	06/11	142.855	142.855	142.855	142.099	142.130
All other boats (excluding military and commercial).....		336612-8	12/81	302.113	302.113	306.281	306.281	306.281
Secondary products and miscellaneous receipts.....		336612-SM						
Miscellaneous receipts.....		336612-M	12/88	341.350	341.350	341.350	341.350	341.350
Other transportation equipment manufacturing.....	3369		12/03	128.143	128.242	128.485	128.612	128.162
Other transportation equipment manufacturing.....	33699		12/03	128.143	128.242	128.485	128.612	128.162
Motorcycle, bicycle, and parts mfg.....	336991		12/84	160.818	160.846	161.064	161.420	164.130
Primary products.....		336991-P	12/84	166.189	166.222	166.443	166.783	169.558
Motorcycles, including three-wheel motorbikes, motorscooters, mopeds, and parts.....		336991-3	12/84	189.765	189.765	189.985	189.985	193.730
Bicycles, including parts (excluding children's 2-wheel sidewalk cycles).....		336991-4	12/84	158.442	158.647	159.003	161.107	161.107
Cycles, all types, tubular construction.....		336991-42	12/98	129.728	129.728	130.343	133.840	133.840
Parts for bicycles, unicycles, and adult tricycles.....		336991-45	12/84	167.663	168.075	168.075	168.229	168.229
Secondary products and miscellaneous receipts.....		336991-SM						
Secondary products.....		336991-S	12/84	184.854	184.854	184.854	—	—
All other transportation equipment mfg.....	336999		12/03	130.930	131.090	131.392	131.402	128.947
Primary products.....		336999-P	12/03	129.038	129.200	129.507	129.517	127.005
All-terrain vehicles and parts.....		336999-4	06/08	118.072	118.463	118.920	118.951	118.007
All other miscellaneous transportation equipment.....		336999-6	06/08	121.592	121.592	121.686	121.686	118.234
Secondary products and miscellaneous receipts.....		336999-SM						
Secondary products.....		336999-S	12/03	173.865	173.865	173.865	173.865	175.003
Furniture & related product mfg.....	337		12/84	268.535	267.867	268.554	271.134	271.794
HH & institutional furniture & kitchen cabinet mfg.....	3371		12/84	253.285	253.494	253.891	256.072	257.214
Wood kitchen cabinet & countertop mfg.....	33711		12/03	157.968	157.968	157.968	161.856	161.856
Wood kitchen cabinet and countertop mfg.....	337110		06/84	266.717	266.717	266.717	273.284	273.284
Primary products.....		337110-P	12/03	158.126	158.126	158.126	161.917	161.917
Custom wood kitchen cabinets, bathroom vanities, and related cabinet sold directly to customers.....		337110-H	03/04	147.087	147.087	147.087	148.906	148.906
Stock wood kitchen cabinets and related cabinetwork for permanent installation.....		337110-1	06/84	246.064	246.064	246.064	246.279	246.279
Secondary products and miscellaneous receipts.....		337110-SM						
Household & institutional furniture mfg.....	33712		12/03	178.700	178.928	179.362	179.345	180.590
Upholstered household furniture mfg.....	337121		06/82	263.167	263.180	264.317	264.334	268.060
Primary products.....		337121-P	06/82	253.288	253.302	253.385	253.402	257.209
Upholstered household furniture, excl. dual-purpose sleep furniture.....		337121-1	06/82	248.437	248.453	248.550	248.571	252.918
Upholstered household sofas, davenports, settees, and loveseats, except custom.....		337121-11	06/82	247.408	247.424	247.479	247.501	252.078

See footnotes at end of table.

Table 11. Producer price indexes for net output of selected industries and their products, not seasonally adjusted — Continued
 [March 2024]

Title ¹	Industry code	Product code	Index base	Unadjusted index ²				
				Nov. 2023	Dec. 2023 ^P	Jan. 2024 ^P	Feb. 2024 ^P	Mar. 2024 ^P
Upholstered household furniture mfg - Continued								
Upholstered household sectional sofa pieces, except custom.....		337121-12	12/87	208.590	208.598	208.745	208.756	208.915
Upholstered household rocking chairs, including swivel rockers, except custom.....		337121-13	06/82	221.304	221.308	221.286	221.290	222.686
Other upholstered household furniture, including custom sold at retail.....		337121-15	06/05	188.125	188.152	188.324	188.356	198.401
Dual-purpose sleep furniture incl. futon, conv. sofa, jackknife & chair beds, except custom.....		337121-4	06/89	284.568	284.568	284.568	284.568	285.308
Secondary products and miscellaneous receipts.....		337121-SM						
Nonupholstered wood household furniture mfg.....	337122		12/79	341.860	341.859	341.916	340.256	340.315
Primary products.....		337122-P	12/79	361.021	361.021	361.021	358.728	358.728
Wood dining room, kitchen, outdoor, and ready-to-assemble furniture, excl. cabinets and custom.....		337122-G	12/22	103.044	103.044	103.044	103.044	103.044
Wood household den, family room, library, and living room furniture, except custom.....		337122-1	12/79	358.247	358.247	358.247	357.878	357.878
Wood bedroom furniture, including infants' and children's, except custom.....		337122-8	12/79	354.195	354.195	354.195	348.083	348.083
Secondary products and miscellaneous receipts.....		337122-SM						
Secondary products.....		337122-S	12/79	282.609	282.605	283.119	283.168	283.702
Household furniture (except wood and upholstered) mfg.....	337126		06/84	254.131	254.180	255.103	255.688	254.742
Primary products.....		337126-P	06/84	245.468	245.369	245.689	246.548	246.183
Metal dining room and kitchen furniture, incl. padded and plain chairs and stools..		337126-1	06/84	204.164	202.701	207.431	207.709	202.865
Metal outdoor and casual furniture, incl. beach, lawn, garden and porch.....		337126-3	06/84	359.169	359.169	359.169	359.169	359.169
Nonupholstered household furniture (except wood and metal).....		337126-6	12/85	140.969	140.969	140.969	-	-
Secondary products and miscellaneous receipts.....		337126-SM						
Secondary products.....		337126-S	06/84	297.715	299.176	305.756	303.607	297.221
Institutional furniture mfg.....	337127		12/03	211.101	212.305	212.076	212.325	212.516
Primary products.....		337127-P	12/03	213.396	214.671	214.385	214.635	214.840
Other institutional furniture.....		337127-B	12/11	156.993	158.007	157.687	158.297	158.799
School furniture (except stone and concrete), excl. library furniture.....		337127-1	12/84	388.161	389.990	387.995	387.995	387.995
Public building and related furniture, excl. bar, bowling, cafeteria, restaurant and school.....		337127-5	12/84	314.519	317.216	317.216	317.216	317.216
Public furniture (bar, bowling center, cafeteria, and restaurant).....		337127-8	12/03	201.442	201.442	201.815	201.815	201.815
Secondary products and miscellaneous receipts.....		337127-SM						
Miscellaneous receipts.....		337127-M	12/03	204.303	204.303	206.460	206.460	206.460
Secondary products.....		337127-S	12/03	178.438	177.795	178.596	179.002	178.758
Office furniture (including fixtures) mfg.....	3372		12/03	200.718	198.919	199.887	203.072	203.439
Office furniture (including fixtures) mfg.....	33721		12/03	200.718	198.919	199.887	203.073	203.439
Wood office furniture mfg.....	337211		06/85	274.781	274.781	275.459	278.597	278.612
Primary products.....		337211-P	06/85	269.702	269.702	270.137	273.427	273.453
Wood office furniture panel systems, desking systems, and other wood office furniture.....		337211-A	06/98	157.195	157.195	157.195	159.318	159.318
Wood office seating, including upholstered.....		337211-1	06/98	191.866	191.866	193.223	196.471	196.471
Wood office desks and desk extensions.....		337211-4	06/85	323.905	323.905	323.905	329.335	329.438
Wood office files, storage units, and tables.....		337211-7	06/98	192.491	192.491	192.534	192.979	192.979
Secondary products and miscellaneous receipts.....		337211-SM						
Secondary products.....		337211-S	06/85	279.875	279.875	282.794	283.956	283.863
Custom architectural woodwork and millwork.....	337212		12/03	180.700	180.638	180.638	180.638	180.638
Primary products.....		337212-P	12/03	176.654	176.654	176.654	176.654	176.654
Custom architectural woodwork, millwork, and fixtures.....		337212-0	12/03	176.654	176.654	176.654	176.654	176.654
Secondary products and miscellaneous receipts.....		337212-SM						
Office furniture, except wood, mfg.....	337214		12/79	410.541	408.900	412.609	421.896	420.418
Primary products.....		337214-P	12/79	411.492	409.802	413.612	423.014	421.438
Office furniture, other types, except wood, including panel systems.....		337214-A	12/79	489.141	489.312	495.430	500.079	497.433
Office seating, including upholstered, except wood.....		337214-1	12/79	292.781	292.781	292.926	299.864	299.864
Office desk and desk extensions, except wood.....		337214-4	12/79	475.336	476.627	496.902	510.531	509.437
Office files, storage units, and tables, except wood.....		337214-7	06/95	226.075	222.163	223.135	232.176	230.775
Secondary products and miscellaneous receipts.....		337214-SM						
Showcases, partitions, shelving, and lockers mfg.....	337215		12/03	215.170	209.413	210.639	216.286	218.567
Primary products.....		337215-P	12/03	192.242	186.809	187.722	192.924	194.648
Bookstacks and other shelving, except wood.....		337215-A2	06/06	156.574	160.497	159.195	159.874	164.251
Storage racks and accessories, except wood.....		337215-E	12/83	253.513	253.513	256.304	262.206	254.228
Fixtures (bank, office, and store), except wood.....		337215-G	12/83	367.879	321.023	322.941	365.123	361.806
Secondary products and miscellaneous receipts.....		337215-SM						
Other furniture related product mfg.....	3379		12/03	177.745	177.659	177.714	177.487	176.979
Mattress mfg.....	33791		12/03	177.516	177.398	177.474	177.162	176.463
Mattress mfg.....	337910		06/83	248.720	248.554	248.662	248.224	247.245
Primary products.....		337910-P	06/83	246.625	246.458	246.566	246.124	245.123

See footnotes at end of table.

Table 11. Producer price indexes for net output of selected industries and their products, not seasonally adjusted — Continued
 [March 2024]

Title ¹	Industry code	Product code	Index base	Unadjusted index ²				
				Nov. 2023	Dec. 2023 ^P	Jan. 2024 ^P	Feb. 2024 ^P	Mar. 2024 ^P
Mattress mfg - Continued								
Mattress and foundation sets.....		337910-E	12/03	137.385	137.195	137.385	137.385	137.290
Innerspring mattresses, excluding crib-size.....		337910-1	01/04	204.354	204.354	204.354	203.347	201.746
Other mattresses, including crib, foam, waterbed mattresses and mattress inserts.....		337910-4	06/83	249.750	249.750	249.750	249.750	249.118
Foundations, excl. innerspring units, hybrid-type flotation, ensembles, and adjustable units.....		337910-7	12/03	199.225	198.691	198.691	198.691	197.640
Secondary products and miscellaneous receipts.....		337910-SM						
Blind & shade mfg.....	33792		12/03	195.098	195.098	195.098	195.098	195.098
Blind and shade mfg.....	337920		06/84	296.183	296.183	296.183	296.183	296.183
Primary products.....		337920-P	06/84	311.803	311.803	311.803	311.803	311.803
Other blinds and shades, including curtain and drapery fixtures, poles and rods.....		337920-8	06/84	229.545	229.545	229.545	229.545	229.545
Secondary products and miscellaneous receipts.....		337920-SM						
Miscellaneous mfg.....	339		12/03	145.617	145.850	147.086	147.636	148.222
Medical equipment & supplies mfg.....	3391		12/03	132.632	132.702	133.851	134.471	134.699
Medical equipment & supplies mfg.....	33911		12/03	132.634	132.704	133.853	134.473	134.701
Surgical and medical instrument mfg.....	339112		06/82	151.158	151.132	153.315	153.364	154.301
Primary products.....		339112-P	06/82	152.465	152.441	154.611	154.632	155.572
Surgical and medical instruments.....		339112-0	06/82	146.111	146.089	148.168	148.188	149.089
Surgical and orthopedic instruments.....		339112-01	06/12	114.540	114.560	114.839	114.839	117.540
Surgical and medical catheters.....		339112-05	06/82	116.328	115.398	118.834	118.812	119.824
Other surgical and medical apparatus and instruments, excluding parts.....		339112-06	06/12	104.213	104.393	107.524	107.578	107.013
Parts for surgical and medical apparatus and instruments.....		339112-09	06/12	113.623	113.926	115.738	115.738	114.607
Secondary products and miscellaneous receipts.....		339112-SM						
Secondary products.....		339112-S	10/82	124.888	124.888	127.262	127.757	128.288
Surgical appliance and supplies mfg.....	339113		06/83	238.835	239.104	239.605	240.564	240.141
Primary products.....		339113-P	06/83	244.410	244.694	245.231	246.281	245.810
Medical and surgical appliances and supplies, incl. orthopedic, prosthetic, and therapeutic.....		339113-2	06/83	231.115	231.457	231.427	232.494	231.315
Artificial joints and limbs.....		339113-21	06/83	327.805	330.993	-	-	-
Other orthopedic and prosthetic appliances.....		339113-22	12/03	99.819	100.028	99.981	99.990	99.852
Other medical and surgical appliances and supplies.....		339113-27	12/03	143.351	143.257	143.687	144.610	144.516
Hospital beds and specialized hospital furniture.....		339113-4	12/11	141.260	141.260	142.332	142.332	144.179
Personal industrial and nonindustrial safety equipment and clothing.....		339113-6	06/83	298.644	298.729	301.874	303.433	304.911
Secondary products and miscellaneous receipts.....		339113-SM						
Secondary products.....		339113-S	06/83	171.347	171.514	171.642	171.887	171.864
Dental equipment and supplies mfg.....	339114		06/85	471.567	472.810	476.871	478.671	478.435
Primary products.....		339114-P	06/85	450.022	451.244	455.343	456.654	456.425
Dental professional equipment and supplies.....		339114-1	06/97	206.539	207.236	209.574	210.371	210.273
Professional dental equipment.....		339114-11	06/85	333.359	333.495	337.000	337.560	337.502
Professional dental supplies.....		339114-12	06/85	297.566	300.377	304.235	306.709	306.384
Secondary products and miscellaneous receipts.....		339114-SM						
Miscellaneous receipts.....		339114-M	06/85	-	-	-	322.779	322.656
Ophthalmic goods mfg.....	339115		12/83	181.661	181.661	182.986	188.810	187.854
Primary products.....		339115-P	12/83	178.606	178.606	179.863	185.716	184.755
Secondary products and miscellaneous receipts.....		339115-SM						
Other miscellaneous mfg.....	3399		12/85	218.752	219.381	221.192	221.786	223.267
Jewelry & silverware mfg.....	33991		12/85	261.347	265.083	266.276	265.496	268.415
Jewelry and silverware mfg.....	339910		12/11	123.255	125.016	125.579	125.211	126.589
Primary products.....		339910-P	12/11	123.346	125.099	125.670	125.295	126.698
Jewelry, gold and platinum.....		339910-1	12/85	265.786	272.748	274.225	272.787	277.632
Costume jewelry and novelties.....		339910-4	12/03	166.118	166.118	167.182	167.182	167.182
All other jewelry and personal goods (excluding costume).....		339910-8	12/11	120.591	120.442	120.486	120.603	121.211
Secondary products and miscellaneous receipts.....		339910-SM						
Miscellaneous receipts.....		339910-M	12/11	128.076	131.274	131.412	-	-
Sporting & athletic goods mfg.....	33992		12/03	139.944	140.036	142.446	142.763	142.763
Sporting and athletic goods mfg.....	339920		12/85	171.377	171.489	174.441	174.830	174.830
Primary products.....		339920-P	12/85	167.256	167.369	170.306	170.681	170.681
Other sporting and athletic goods.....		339920-A	12/85	176.369	176.369	180.444	180.444	180.444
Golf equipment, excluding apparel and shoes.....		339920-4	12/85	83.114	83.059	84.452	84.452	-
Playground equipment.....		339920-5	06/92	449.639	452.373	466.270	466.270	466.270
Gymnasium and exercise equipment.....		339920-7	06/92	152.809	152.809	152.809	154.297	154.297
Secondary products and miscellaneous receipts.....		339920-SM						
Secondary products.....		339920-S	12/85	257.150	257.150	261.847	261.847	261.847

See footnotes at end of table.

Table 11. Producer price indexes for net output of selected industries and their products, not seasonally adjusted — Continued
 [March 2024]

Title ¹	Industry code	Product code	Index base	Unadjusted index ²				
				Nov. 2023	Dec. 2023 ^P	Jan. 2024 ^P	Feb. 2024 ^P	Mar. 2024 ^P
Doll, toy & game mfg.....	33993		12/03	159.365	159.365	157.435	157.435	157.435
Doll, toy, and game mfg.....	339930		06/85	192.459	192.459	190.071	190.071	190.071
Primary products.....		339930-P	06/85	189.401	189.401	188.817	188.817	188.817
Models (operating & static), craft kits/supply, natural science kits, & collectors' miniatures.....		339930-6	06/85	277.323	277.323	283.228	283.228	283.228
Other nonelectronic toys, including parts.....		339930-8	06/85	196.346	196.346	196.723	196.723	196.723
Secondary products and miscellaneous receipts.....		339930-SM						
Office supplies (exc paper) mfg.....	33994		12/85	192.857	193.314	193.612	193.666	194.250
Office supplies, except paper, mfg.....	339940		12/11	131.965	132.278	132.481	132.519	132.918
Primary products.....		339940-P	12/11	127.697	128.021	128.148	128.187	128.589
Lead pencils, art goods, office supplies & small office equipment, excluding paper.....		339940-2	12/03	150.818	150.818	151.631	151.631	151.631
Marking devices.....		339940-3	12/85	190.282	190.282	190.282	190.671	190.671
Secondary products and miscellaneous receipts.....		339940-SM						
Miscellaneous receipts.....		339940-M	12/11	154.209	154.209	156.586	156.586	156.586
Secondary Products.....		339940-S	12/11	159.346	159.346	159.346	159.346	159.840
Sign mfg.....	33995		12/03	163.751	164.137	165.238	166.585	170.189
Sign mfg.....	339950		12/85	238.005	238.566	240.166	242.125	247.362
Primary products.....		339950-P	12/85	237.140	237.615	239.424	241.009	—
Nonelectric signs and displays, including trade show exhibits.....		339950-4	12/85	283.798	284.834	288.776	292.232	296.139
Secondary products and miscellaneous receipts.....		339950-SM						
All other misc mfg.....	33999		12/03	163.704	163.896	165.327	165.633	165.760
Gasket, packing, and sealing device mfg.....	339991		12/85	233.929	233.926	238.087	238.091	238.391
Primary products.....		339991-P	12/85	241.995	241.995	246.388	246.388	246.769
Molded packing and seals.....		339991-2	06/07	148.408	148.408	149.663	149.663	149.663
Nonmetallic gaskets and gasketing.....		339991-3	12/85	273.727	273.727	276.153	276.153	277.444
Metallic gaskets and machined seals.....		339991-7	12/85	288.531	288.531	289.428	289.428	289.428
Rotary oil seals.....		339991-9	12/90	187.276	187.276	193.757	193.757	193.757
Secondary products and miscellaneous receipts.....		339991-SM						
Miscellaneous receipts.....		339991-M	06/97	145.515	145.515	146.483	147.178	147.178
Musical instrument mfg.....	339992		06/85	285.787	285.787	287.345	287.345	287.345
Primary products.....		339992-P	06/85	286.591	286.591	288.161	288.161	288.161
Nonelectronic pianos, organs, and nonelectronic pianos and organ parts, excluding benches.....		339992-A	12/09	167.248	167.248	167.248	167.248	—
Other musical instruments and parts.....		339992-7	06/85	273.159	273.159	274.868	274.868	274.868
Other electronic musical instruments, excluding electronic organs.....		339992-71	12/09	150.887	150.887	152.827	152.827	152.827
Other nonelectronic musical instruments.....		339992-72	06/99	157.070	157.070	157.070	157.070	157.070
Parts and accessories for other musical instruments, sold separately, excl. benches & cases.....		339992-73	06/85	223.796	223.796	223.796	223.796	223.796
Secondary products and miscellaneous receipts.....		339992-SM						
Miscellaneous receipts.....		339992-M	06/85	289.817	289.817	289.817	289.817	289.817
Fastener, button, needle, and pin mfg.....	339993		12/85	248.597	252.829	252.829	252.829	252.829
Primary products.....		339993-P	12/85	254.550	259.012	259.012	259.012	259.012
Fasteners, zippers, buttons, needles, pins, and buckles (except precious metal) ..		339993-0	12/85	254.550	259.012	259.012	259.012	259.012
Secondary products and miscellaneous receipts.....		339993-SM						
Broom, brush, and mop mfg.....	339994		12/85	216.314	216.314	217.510	217.883	217.904
Primary products.....		339994-P	12/85	218.494	218.494	219.693	220.079	220.079
Brooms, mops and dusters.....		339994-1	12/85	257.206	257.206	260.376	260.376	260.376
Brooms.....		339994-11	06/07	158.797	158.797	159.624	159.624	159.624
Mops and dusters, including refills.....		339994-13	06/07	139.660	139.660	142.316	142.316	142.316
Paint and varnish brushes, paint holders, pads, roller frames and rollers.....		339994-3	12/85	184.668	184.668	184.567	187.294	187.294
Paint and varnish brushes.....		339994-31	06/07	133.099	133.099	133.099	137.107	137.107
Paint holders, pads, roller frames and rollers.....		339994-32	06/07	113.480	113.480	113.363	113.487	113.487
Other types of brushes.....		339994-5	12/85	223.053	223.053	223.834	223.691	223.691
Personal brushes.....		339994-51	06/07	107.537	107.537	107.537	107.537	107.537
All other types of brushes, except personal.....		339994-52	06/07	171.741	171.741	172.724	172.545	172.545
Secondary and miscellaneous receipts.....		339994-SM						
Burial casket mfg.....	339995		12/84	470.195	470.195	476.969	476.969	476.969
Primary products.....		339995-P	12/84	470.572	470.572	477.500	477.500	477.500
Metal burial caskets and coffins, completely lined and trimmed, adult sizes only. ..		339995-1	12/84	484.177	484.177	484.177	484.177	484.177
Secondary products and miscellaneous receipts.....		339995-SM						
All other miscellaneous mfg.....	339999		12/85	209.903	210.146	211.286	212.000	212.179
Primary products.....		339999-P	12/85	221.498	221.744	223.023	223.828	224.018
Mirror and picture frames and framed pictures.....		339999-E	06/84	253.914	253.914	253.914	262.001	262.001
All other miscellaneous fabricated products, incl. fire extinguishers and umbrellas.....		339999-L	12/85	267.871	268.293	269.213	269.250	269.576

See footnotes at end of table.

Table 11. Producer price indexes for net output of selected industries and their products, not seasonally adjusted — Continued
 [March 2024]

Title ¹	Industry code	Product code	Index base	Unadjusted index ²				
				Nov. 2023	Dec. 2023 ^P	Jan. 2024 ^P	Feb. 2024 ^P	Mar. 2024 ^P
All other miscellaneous mfg - Continued								
Candles, including tapers.....		339999-5	12/85	206.959	206.959	210.737	210.737	210.737
Secondary products and miscellaneous receipts.....		339999-SM						
Secondary products.....		339999-S	12/85	174.128	174.678	174.837	174.871	175.130
Services industries								
Merchant wholesalers, durable goods.....	423		06/04	205.932	200.098	205.246	203.731	203.263
Motor vehicle and parts merchant wholesalers.....	4231		05/19	151.295	133.305	143.410	145.318	144.762
Motor vehicle and parts merchant wholesalers.....	42310		05/19	151.304	133.324	143.429	145.329	144.776
Motor vehicle and parts merchant wholesalers.....	423100		05/19	151.274	133.274	143.379	145.294	144.737
Primary services.....		423100-P	02/09	193.264	168.667	181.710	185.244	184.230
Motor vehicle and parts wholesaler services.....		423100-1	02/09	193.264	168.667	181.710	185.244	184.230
Other receipts.....		423100-SM	05/19	164.900	179.053	—	166.427	172.174
Furniture and home furnishing merchant wholesalers.....	4232		05/19	127.856	124.817	137.630	135.293	135.293
Furniture and home furnishing merchant wholesalers.....	42320		05/19	127.856	124.817	137.630	135.293	135.293
Furniture and home furnishing merchant wholesalers.....	423200		05/19	127.878	124.840	137.650	135.313	135.313
Primary services.....		423200-P	02/09	140.062	136.719	150.813	148.242	148.242
Furniture and home furnishing wholesaler services.....		423200-1	02/09	140.062	136.719	150.813	148.242	148.242
Lumber and other construction materials merchant wholesalers.....	4233		05/19	139.215	137.761	136.865	134.033	134.033
Lumber and other construction materials merchant wholesalers.....	42330		05/19	139.215	137.761	136.865	134.033	134.033
Lumber and other construction materials merchant wholesalers.....	423300		05/19	139.218	137.770	136.878	134.112	134.112
Primary services.....		423300-P	02/09	148.311	146.736	145.766	142.610	142.611
Lumber and other construction material wholesaler services.....		423300-1	02/09	148.311	146.736	145.766	142.610	142.611
Other receipts.....		423300-SM	05/19	140.473	140.473	140.473	146.976	146.968
Professional and commercial equipment and supplies merchant wholesalers.....	4234		05/19	119.022	121.983	126.515	122.252	122.931
Professional and commercial equipment and supplies merchant wholesalers.....	42340		05/19	119.022	121.983	126.515	122.252	122.931
Professional and commercial equipment and supplies merchant wholesalers.....	423400		05/19	119.313	122.253	126.794	122.532	123.204
Primary services.....		423400-P	02/09	143.224	148.263	153.805	148.095	149.379
Professional and commercial equipment and supplies wholesaler services.....		423400-1	02/09	143.224	148.263	153.805	148.095	149.379
Other receipts.....		423400-SM	05/19	121.244	—	120.842	119.483	117.776
Metal and mineral (except petroleum) merchant wholesalers.....	4235		05/19	154.747	165.226	176.775	148.987	153.417
Metal and mineral (except petroleum) merchant wholesalers.....	42350		05/19	154.747	165.226	176.775	148.987	153.417
Metal and mineral (except petroleum) merchant wholesalers.....	423500		05/19	154.810	165.271	176.855	148.995	153.483
Primary services.....		423500-P	02/09	224.336	239.134	256.388	215.082	222.460
Metals and minerals wholesaler services.....		423500-1	02/09	224.336	239.134	256.388	215.082	222.460
Household appliances and electrical and electronic goods merchant wholesalers.....	4236		05/19	159.294	156.640	153.885	157.720	156.087
Household appliances and electrical and electronic goods merchant wholesalers.....	42360		05/19	159.294	156.640	153.885	157.720	156.087
Household appliances and electrical and electronic goods merchant wholesalers.....	423600		05/19	159.296	156.638	153.878	157.720	156.084
Primary services.....		423600-P	02/09	172.779	169.354	165.797	170.748	168.639
Household appliances, electrical, and electronics wholesaler services.....		423600-1	02/09	172.779	169.354	165.797	170.748	168.639
Hardware, plumbing and heating equipment and supplies merchant wholesalers.....	4237		05/19	127.177	126.885	125.494	123.903	122.522
Hardware, plumbing and heating equipment and supplies merchant wholesalers.....	42370		05/19	127.177	126.885	125.494	123.903	122.522
Hardware, plumbing, and heating equipment and supplies merchant wholesalers.....	423700		05/19	126.442	126.152	124.778	123.196	121.823
Primary services.....		423700-P	02/09	145.907	145.570	143.831	142.003	140.419
Hardware, plumbing, and heating equipment and supplies wholesaler services.....		423700-1	02/09	145.907	145.570	143.831	142.003	140.419
Machinery, equipment, and supplies merchant wholesalers.....	4238		05/19	134.783	134.983	133.621	136.247	135.369
Machinery, equipment, and supplies merchant wholesalers.....	42380		05/19	134.783	134.983	133.621	136.247	135.369
Machinery and supply merchant wholesalers.....	423800		05/19	135.150	135.344	133.986	136.646	135.748
Primary services.....		423800-P	02/09	211.111	211.197	209.218	214.260	212.252
Machinery and supply wholesaler services.....		423800-1	02/09	211.111	211.197	209.218	214.260	212.252
Other receipts.....		423800-SM	05/19	117.263	118.027	116.460	116.332	117.218
Miscellaneous durable goods merchant wholesalers (except materials recyclers).....	4239		05/19	136.797	133.958	133.862	138.847	137.143
Miscellaneous durable goods merchant wholesalers (except materials recyclers).....	42390		05/19	136.797	133.958	133.862	138.847	137.143
Miscellaneous durable goods, except recyclable material, merchant wholesalers.....	423900		05/19	136.511	133.683	133.614	138.580	136.883
Primary services.....		423900-P	02/09	114.408	111.993	111.734	115.961	114.512
Miscellaneous durable goods wholesaler services.....		423900-1	02/09	114.408	111.993	111.734	115.961	114.512
Merchant wholesalers, nondurable goods.....	424		06/05	212.747	210.774	209.628	209.975	210.305
Paper and paper product merchant wholesalers.....	4241		01/21	162.984	163.967	164.236	160.124	156.979

See footnotes at end of table.

Table 11. Producer price indexes for net output of selected industries and their products, not seasonally adjusted — Continued
 [March 2024]

Title ¹	Industry code	Product code	Index base	Unadjusted index ²				
				Nov. 2023	Dec. 2023 ^P	Jan. 2024 ^P	Feb. 2024 ^P	Mar. 2024 ^P
Paper and paper product merchant wholesalers.....	42410		01/21	162.984	163.967	164.236	160.124	156.979
Paper and paper product merchant wholesalers.....	424100		01/21	162.822	163.808	164.078	159.954	156.801
Primary services.....		424100-P	02/09	208.960	210.251	210.605	205.203	201.074
Paper wholesaler services.....		424100-1	02/09	208.960	210.251	210.605	205.203	201.074
Wholesaling of paper and paper products.....		424100-11	02/09	204.712	206.259	206.994	200.927	199.644
Wholesaling of all other goods, except paper and paper products.....		424100-12	01/21	189.300	188.636	186.420	186.580	164.836
Drugs and druggists' sundries merchant wholesalers.....	4242		01/21	117.241	111.828	117.897	114.869	112.440
Drugs and druggists' sundries merchant wholesalers.....	42420		01/21	117.241	111.828	117.897	114.869	112.440
Drugs and druggists' sundries merchant wholesalers.....	424200		01/21	117.241	111.828	117.897	114.869	112.440
Primary products.....		424200-P	02/09	172.123	164.176	173.087	168.641	165.075
Wholesaling of pharmaceuticals.....		424200-1	02/09	168.604	156.725	176.078	166.795	168.638
Wholesaling of all other goods, except pharmaceuticals.....		424200-2	01/21	109.663	107.465	104.193	105.513	98.775
Apparel and piece goods merchant wholesalers.....	4243		01/21	107.882	99.917	99.470	95.387	97.256
Apparel and piece goods merchant wholesalers.....	42430		01/21	107.882	99.917	99.470	95.387	97.256
Apparel and piece goods merchant wholesalers.....	424300		01/21	107.882	99.917	99.470	95.386	97.255
Primary services.....		424300-P	02/09	133.375	123.512	122.948	117.885	120.199
Apparel wholesaler services.....		424300-1	02/09	133.375	123.512	122.948	117.885	120.199
Wholesaling of apparel.....		424300-11	02/09	143.919	136.551	130.234	124.880	127.938
Grocery and related product merchant wholesalers.....	4244		01/21	128.063	126.743	128.549	131.016	132.155
Grocery and related product merchant wholesalers.....	42440		01/21	128.063	126.743	128.549	131.016	132.155
Grocery and related product merchant wholesalers.....	424400		01/21	128.066	126.746	128.552	131.020	132.159
Primary services.....		424400-P	02/09	139.425	137.978	139.957	142.661	143.902
Grocery and related product wholesaler services.....		424400-1	02/09	139.425	137.978	139.957	142.661	143.902
Wholesaling of fresh meat, seafood, dairy, and fruits and vegetables.....		424400-11	06/13	138.306	133.090	132.088	131.086	133.959
Wholesaling of packaged frozen and canned foods.....		424400-12	06/13	181.580	178.687	174.483	183.753	184.309
Wholesaling of baked goods, non-alcoholic beverages, and all other groceries.....		424400-13	06/13	145.642	147.039	151.541	153.939	155.121
Wholesaling of all other goods, except groceries.....		424400-14	01/21	201.421	204.286	227.036	231.536	230.225
Farm product raw material merchant wholesalers.....	424500		01/21	89.257	93.585	92.803	92.204	91.337
Primary services.....		424500-P	01/21	87.860	92.398	91.577	90.949	90.039
Farm product raw material wholesaler services.....		424500-1	01/21	87.860	92.398	91.577	90.949	90.039
Wholesaling of grain and field beans.....		424500-11	01/21	65.330	79.361	80.167	75.538	-
Wholesaling of all other goods.....		424500-13	12/22	112.470	100.429	97.004	103.171	102.139
Chemicals and allied products merchant wholesalers.....	4246		01/21	122.454	123.605	121.519	123.469	124.659
Chemicals and allied products merchant wholesalers.....	42460		01/21	122.454	123.605	121.519	123.469	124.659
Chemicals and allied products merchant wholesalers.....	424600		01/21	122.462	123.614	121.526	123.472	124.663
Primary services.....		424600-P	02/09	141.147	142.512	140.038	142.152	143.557
Wholesaling of chemicals, plastics, and allied products.....		424600-1	02/09	141.876	143.320	141.647	143.346	144.580
Wholesaling of all other goods, except chemicals, plastics, and allied products.....		424600-2	01/21	129.963	130.913	125.156	128.925	130.976
Petroleum and petroleum products merchant wholesalers.....	4247		01/21	138.549	139.352	133.777	136.032	137.282
Petroleum and petroleum products merchant wholesalers.....	42470		01/21	138.549	139.352	133.777	136.032	137.282
Petroleum and petroleum products merchant wholesalers.....	424700		01/21	138.545	139.346	133.777	136.031	137.280
Primary services.....		424700-P	02/09	169.003	169.989	163.114	165.885	167.420
Wholesaling of petroleum products.....		424700-1	02/09	170.079	170.982	163.454	166.686	168.267
Wholesaling of all other goods, except petroleum products.....		424700-2	01/21	108.656	111.806	124.491	113.832	113.810
Beer, wine, and distilled alcoholic beverage merchant wholesalers.....	4248		01/21	123.354	123.453	123.006	124.220	129.296
Beer, wine, and distilled alcoholic beverage merchant wholesalers.....	42480		01/21	123.354	123.453	123.006	124.220	129.296
Beer, wine, and distilled alcoholic beverage merchant wholesalers.....	424800		01/21	123.354	123.453	123.006	124.220	129.296
Primary services.....		424800-P	02/09	155.777	155.901	155.337	156.870	163.282
Alcoholic beverage wholesaler services.....		424800-1	02/09	155.777	155.901	155.337	156.870	163.282
Wholesaling of beer, wine, and distilled alcoholic beverages.....		424800-11	02/09	156.359	156.405	155.775	157.410	163.901
Wholesaling of all other goods, except alcoholic beverages.....		424800-12	01/21	106.597	109.001	110.491	108.710	111.452
Miscellaneous nondurable goods merchant wholesalers.....	4249		01/21	164.676	165.977	154.782	154.155	154.039
Miscellaneous nondurable goods merchant wholesalers.....	42490		01/21	164.676	165.977	154.782	154.155	154.039
Miscellaneous nondurable goods merchant wholesalers.....	424900		01/21	164.677	165.978	154.783	154.156	154.041
Primary services.....		424900-P	02/09	236.806	238.699	222.411	221.499	221.331
Miscellaneous nondurable good wholesaler services.....		424900-1	02/09	236.806	238.699	222.411	221.499	221.331
Material recyclers.....	429930		12/86	405.272	433.070	436.388	427.905	403.541
Primary products.....		429930-P	12/86	405.877	440.068	442.606	433.672	406.591
Ferrous metal scrap.....		429930-1	12/86	486.224	533.018	541.962	526.289	475.618
Carbon steel scrap.....		429930-11	12/86	510.750	560.961	572.427	555.790	494.805

See footnotes at end of table.

Table 11. Producer price indexes for net output of selected industries and their products, not seasonally adjusted — Continued
 [March 2024]

Title ¹	Industry code	Product code	Index base	Unadjusted index ²				
				Nov. 2023	Dec. 2023 ^P	Jan. 2024 ^P	Feb. 2024 ^P	Mar. 2024 ^P
Material recyclers - Continued								
Heavy melting scrap.....		429930-111	12/86	—	559.526	—	—	—
Carbon steel scrap bundles.....		429930-112	12/86	511.928	608.437	586.922	553.216	482.838
Shredded carbon steel scrap.....		429930-113	12/86	344.092	379.012	391.994	382.480	340.109
Cut plate and structural scrap.....		429930-114	12/86	544.323	593.130	590.256	575.192	507.059
Stainless and alloy steel scrap.....		429930-12	12/86	555.792	594.319	584.574	570.086	620.032
Cast iron scrap.....		429930-13	12/86	—	—	—	—	252.760
Nonferrous metal scrap.....		429930-2	12/86	471.850	488.579	479.142	477.313	499.311
Copper base scrap.....		429930-21	12/86	616.724	629.477	624.218	637.922	669.691
No 1 copper wire, heavy.....		429930-211	12/86	476.032	486.752	483.295	489.294	520.970
No 2 copper wire, mixed.....		429930-212	12/86	777.021	802.978	792.537	808.226	857.451
Yellow brass scrap.....		429930-213	12/86	673.845	677.690	672.306	705.546	707.084
Used beverage can scrap.....		429930-223	12/86	174.778	171.324	177.653	188.542	202.164
Other nonferrous scrap (including lead, zinc and precious metals).....		429930-23	12/86	2,007.448	2,174.174	2,045.208	1,840.544	2,086.691
Recyclable paper.....		429930-3	12/86	142.173	145.840	157.402	160.224	—
News and other low grade recyclable paper.....		429930-31	12/86	99.695	103.912	118.266	122.412	—
Corrugated recyclable paper.....		429930-33	12/86	100.703	101.867	107.995	—	—
High grade recyclable paper (including pulp substitutes and deinking).....		429930-34	12/86	156.298	165.960	184.740	190.069	—
Recyclable materials, excluding metals and paper.....		429930-4	12/86	173.676	195.243	147.994	147.165	—
Recyclable plastics.....		429930-42	06/96	92.402	88.937	88.044	84.915	—
Other receipts.....		429930-SM1						
Motor vehicle and parts dealers.....	441		12/03	175.088	171.137	161.163	159.689	159.164
Automobile dealers.....	4411		12/03	161.359	156.564	144.674	142.997	141.816
New car dealers.....	44111		12/99	178.107	172.813	159.687	157.836	156.531
New car dealers.....	441110		12/99	175.935	169.339	155.381	153.400	151.956
Primary services.....		441110-P	12/99	165.359	156.286	141.080	138.898	137.212
Vehicle sales.....		441110-1	12/99	116.440	107.466	92.186	89.844	88.181
New vehicle sales.....		441110-101	12/99	158.974	146.519	123.667	118.509	115.882
Used vehicle sales.....		441110-102	12/99	92.171	85.821	81.114	86.539	86.539
Service labor and parts.....		441110-2	12/99	251.880	252.303	254.342	255.457	255.514
Other receipts.....		441110-SM	12/99	265.375	274.510	267.314	266.451	266.451
Recreational vehicle dealers.....	44121		06/01	162.796	152.888	146.826	162.236	162.820
Recreational vehicle dealers.....	441210		06/01	162.796	152.888	146.826	162.236	162.820
Primary services.....		441210-P	06/01	161.575	152.862	144.904	161.123	161.742
Recreational vehicle dealer services.....		441210-1	06/01	161.575	152.862	144.904	161.123	161.742
Boat dealers.....	441222		06/01	174.590	185.436	167.838	162.766	162.875
Primary services.....		441222-P	06/01	168.998	180.775	161.667	156.160	156.278
Boat dealer services.....		441222-1	06/01	168.998	180.775	161.667	156.160	156.278
Automotive parts, accessories and tire retailers.....	4413		12/01	248.962	246.383	245.774	242.116	244.167
Automotive parts and accessories retailers.....	44133		12/03	276.398	273.281	272.677	270.124	273.530
Automotive parts and accessories retailers.....	441330		12/03	276.398	273.281	272.677	270.124	273.530
Primary services.....		441330-P	12/03	276.402	273.285	272.681	270.128	273.534
Automotive parts and accessories store services, in-store retailing.....		441330-A	12/03	276.402	273.285	272.681	270.128	273.534
Tire dealers.....	44134		12/03	179.211	177.686	177.155	172.548	172.545
Tire dealers.....	441340		12/03	179.211	177.686	177.155	172.548	172.545
Primary services.....		441340-P	12/03	179.380	177.854	177.322	172.711	172.708
Tire dealer services, in-store retailing.....		441340-A	12/03	179.380	177.854	177.322	172.711	172.708
Building material & garden supply retailers.....	444		12/03	202.725	203.269	203.031	206.649	209.031
Building material and supplies dealers.....	4441		12/03	206.088	206.069	205.410	210.658	213.365
Building material and supplies dealers.....	44410		12/03	206.091	206.072	205.413	210.661	213.369
Building materials and supplies dealers.....	444100		05/19	137.189	137.177	136.738	140.231	142.034
Primary services.....		444100-P	05/19	136.998	136.986	136.548	140.036	141.836
Building materials and supplies dealer services, in-store retailing.....		444100-A	05/19	128.047	128.031	127.481	126.205	127.367
Retailing of building materials, paint, and hardware.....		444100-A1	05/19	126.391	126.307	125.125	123.826	124.696
Retailing of all other goods.....		444100-A2	05/19	134.207	134.448	136.261	135.075	137.324
Lawn and garden equip and supplies retailers.....	4442		12/03	187.403	190.432	192.056	188.464	189.400
Nursery, garden, and farm supply retailers.....	44424		12/03	187.405	190.433	192.057	188.465	189.401
Nursery, garden, and farm supply retailers.....	444240		12/02	200.652	203.895	205.633	201.787	202.790
Primary services.....		444240-P	12/02	200.739	203.984	205.723	201.875	202.878
Nursery, garden center, and farm supply store services, in-store retailing.....		444240-A	12/02	200.739	203.984	205.723	201.875	202.878
Food and beverage retailers.....	445		12/99	265.084	263.264	269.576	266.562	270.872

See footnotes at end of table.

Table 11. Producer price indexes for net output of selected industries and their products, not seasonally adjusted — Continued
 [March 2024]

Title ¹	Industry code	Product code	Index base	Unadjusted index ²				
				Nov. 2023	Dec. 2023 ^P	Jan. 2024 ^P	Feb. 2024 ^P	Mar. 2024 ^P
Grocery retailers.....	4451		12/03	228.788	226.066	232.503	229.854	233.733
Grocery (except convenience) retailers.....	44511		12/03	228.788	226.066	232.503	229.854	233.733
Supermarkets and other grocery stores.....	445110		12/99	273.022	269.773	277.455	274.294	278.923
Primary services.....		445110-P	12/99	272.879	269.632	277.310	274.150	278.777
Supermarket and other grocery store services.....		445110-3	12/99	270.293	267.077	274.682	271.552	276.135
Retailing of food and beverage products.....		445110-32	01/17	141.692	139.717	143.941	142.296	145.481
Retailing of fresh meats.....		445110-321	12/99	385.982	356.896	374.893	364.277	357.811
Retailing of fresh fruits and vegetables.....		445110-322	12/99	245.083	237.699	250.623	248.778	255.992
Retailing of bakery products.....		445110-323	12/99	237.573	237.744	240.863	236.844	230.318
Retailing of dairy products.....		445110-324	12/99	208.982	209.054	211.292	206.956	228.273
Retailing of deli products.....		445110-325	12/99	178.215	177.949	180.436	179.791	177.420
Retailing of frozen food products.....		445110-326	12/99	144.917	151.425	147.295	148.741	148.728
Retailing of alcoholic beverages.....		445110-327	01/17	145.811	146.018	148.580	150.136	157.371
Retailing of all other food and beverage products.....		445110-328	12/99	289.596	289.138	299.628	296.060	305.644
Retailing of nonfood products.....		445110-33	01/17	138.987	138.806	141.509	139.925	138.297
Retailing of cleaning and paper products.....		445110-331	01/17	148.231	146.433	156.436	157.307	154.726
Retailing of health and beauty products.....		445110-332	12/99	268.413	269.960	272.789	275.411	272.998
Retailing of all other nonfood products.....		445110-333	01/17	139.714	139.153	140.389	134.830	133.135
Specialty food retailers.....	4452		12/03	265.208	269.715	268.994	269.321	272.961
Specialty food retailers.....	445200		12/03	265.205	269.711	268.991	269.318	272.958
Primary services.....		445200-P	12/03	265.557	270.089	269.365	269.694	273.338
Specialty food retailer services, in-store retailing.....		445200-A	12/03	265.557	270.089	269.365	269.694	273.338
Beer, wine, and liquor retailers.....	4453		06/00	144.607	147.977	148.225	145.694	147.369
Beer, wine, and liquor retailers.....	44532		06/00	144.607	147.976	148.225	145.694	147.369
Beer, wine, and liquor retailers.....	445320		06/00	144.607	147.976	148.225	145.694	147.369
Primary services.....		445320-P	06/00	144.659	148.030	148.278	145.746	147.422
Beer, wine, and liquor retailer services, in-store retailing.....		445320-A	06/00	144.659	148.030	148.278	145.746	147.422
Retailing of beer, wine, and liquor.....		445320-A1	06/14	108.479	111.584	111.458	108.946	110.429
Retailing of all other goods and sales of prepared foods.....		445320-A2	06/14	172.636	171.809	174.732	176.862	176.962
Furniture, home furnishings, electronics, and appliance retailers.....	449		12/22	104.486	102.305	103.243	105.698	104.373
Furniture and Home Furnishings Retailers.....	4491		12/22	106.387	102.853	102.176	105.588	103.571
Furniture retailers.....	44911		12/03	199.016	191.261	187.453	194.294	189.185
Furniture retailers.....	449110		06/03	201.785	193.855	190.000	196.955	191.745
Primary services.....		449110-P	06/03	205.337	196.810	192.922	200.130	194.623
Furniture retailer services, in-store retailing.....		449110-A	06/03	205.337	196.810	192.922	200.130	194.623
Other receipts.....		449110-SM	12/22	97.033	99.510	97.173	98.723	99.047
Floor covering retailers.....	44912		12/03	220.296	217.018	223.862	229.343	229.657
Floor covering retailers.....	449121		06/03	223.535	220.209	227.153	232.715	233.033
Primary services.....		449121-P	06/03	223.535	220.209	227.153	232.715	233.033
Floor covering retailer services, in-store retailing.....		449121-A	06/03	223.535	220.209	227.153	232.715	233.033
Electronics and appliance retailers.....	4492		12/03	83.747	84.034	87.318	87.871	87.845
Electronics and appliance retailers.....	44921		12/03	83.785	84.072	87.358	87.911	87.885
Electronics and appliance retailers.....	449210		12/11	93.895	94.217	97.899	98.519	98.490
Primary products.....		449210-P	12/11	93.815	94.137	97.816	98.435	98.406
Electronics and appliance retailers services, in-store retailing.....		449210-A	12/11	98.456	99.216	101.764	102.885	102.880
Retailing of entertainment and communication products.....		449210-A1	12/11	93.427	92.549	93.700	94.337	94.287
Retailing of computers, hardware, software, and supplies.....		449210-A2	06/03	50.715	52.500	53.416	54.778	54.794
Retailing of major household appliances.....		449210-A3	05/19	138.084	120.128	120.880	121.006	121.835
Retailing of all other goods.....		449210-A4	12/11	101.593	101.150	108.512	107.655	107.673
Electronic and appliance retailers services, online retailing.....		449210-B	12/22	93.060	92.603	98.661	98.412	98.337
General merchandise retailers.....	455		12/03	149.516	150.634	153.249	155.478	156.053
Department stores.....	4551		12/03	145.095	152.544	172.250	171.684	174.793
Department stores.....	45511		12/03	145.095	152.544	172.250	171.684	174.793
Department stores.....	455110		12/17	122.927	129.238	145.933	145.453	148.087
Primary services.....		455110-P	12/17	124.533	130.926	147.839	147.354	150.022
Department store services, in-store retailing.....		455110-A	12/17	124.284	130.281	140.572	141.168	142.476
Department store services, online retailing.....		455110-B	12/22	101.965	107.877	133.355	131.050	135.628
Other general merchandise retailers.....	4552		12/03	148.199	148.271	148.067	150.720	150.875
Other general merchandise retailers.....	45521		12/03	148.235	148.307	148.103	150.757	150.912
Warehouse clubs, supercenters, and other general merchandise retailers.....	455210		12/03	148.258	148.330	148.126	150.780	150.934
Primary services.....		455210-P	12/03	146.556	146.628	146.425	149.059	149.212

See footnotes at end of table.

Table 11. Producer price indexes for net output of selected industries and their products, not seasonally adjusted — Continued
 [March 2024]

Title ¹	Industry code	Product code	Index base	Unadjusted index ²				
				Nov. 2023	Dec. 2023 ^P	Jan. 2024 ^P	Feb. 2024 ^P	Mar. 2024 ^P
Warehouse clubs, supercenters, and other general merchandise retailers - Continued								
Warehouse clubs, supercenters, and other general merch. retailer services, in-store retailing.....		455210-A	12/03	152.196	152.338	151.936	157.163	157.467
Warehouse clubs and supercenters.....		455210-A1	12/03	142.585	142.511	142.055	147.490	147.814
All other general merchandise stores.....		455210-A2	12/03	157.444	159.409	159.685	160.377	160.351
Health and personal care retailers.....	456		12/03	147.108	145.906	143.311	144.656	144.696
Health and personal care retailers.....	4561		12/03	147.185	145.983	143.386	144.732	144.772
Pharmacies and drug retailers.....	45611		06/00	171.698	170.430	165.196	166.616	166.659
Pharmacies and drug retailers.....	456110		06/00	171.697	170.429	165.196	166.616	166.659
Primary services.....		456110-P	06/00	171.544	170.277	165.048	166.467	166.510
Pharmacy and drug retailer services, in-store retailing.....		456110-A	06/00	167.508	165.470	158.037	160.319	160.388
Retailing of prescription drugs.....		456110-A1	06/00	186.030	183.118	171.778	174.989	175.095
Retailing of over-the-counter drugs and all other goods.....		456110-A2	06/00	186.112	185.506	185.132	185.938	185.941
Retailing of over-the-counter drugs.....		456110-A21	06/00	165.426	164.973	164.808	157.665	157.678
Retailing of all other goods.....		456110-A22	06/00	190.425	189.768	189.317	193.418	193.417
Optical goods retailers.....	45613		12/03	112.114	112.427	128.876	130.823	130.823
Optical goods retailers.....	456130		06/00	115.047	115.359	131.730	133.668	133.668
Primary services.....		456130-P	06/00	112.459	112.812	131.387	133.586	133.586
Optical goods retailer services, in-store retailing.....		456130-A	06/00	112.459	112.812	131.387	133.586	133.586
Food (health) supplement retailers.....	456191		12/99	258.079	248.481	245.419	248.894	249.171
Primary services.....		456191-P	12/99	258.133	248.532	245.470	248.945	249.223
Food (health) supplement store services, in-store retailing.....		456191-A	12/99	258.133	248.532	245.470	248.945	249.223
Gasoline Stations and Fuel Dealers.....	457		12/22	89.404	94.453	87.574	88.975	88.707
Gasoline stations.....	4571		06/01	170.135	178.599	163.376	168.058	165.578
Gasoline stations.....	45710		06/01	170.135	178.599	163.376	168.058	165.578
Gasoline stations.....	457100		05/19	151.242	158.769	145.224	149.397	147.192
Primary products.....		457100-P	05/19	153.625	161.357	147.226	151.783	149.550
Gasoline station services.....		457100-1	05/19	153.625	161.357	147.226	151.783	149.550
Retailing of automotive fuels and lubricants.....		457100-11	05/19	179.150	185.275	168.228	169.024	172.268
Retailing of all other goods, sales of prepared foods, and repair services.....		457100-12	12/12	128.507	139.481	128.545	139.391	128.417
Fuel dealers.....	4572		06/00	269.561	296.515	297.615	282.302	302.651
Fuel dealers.....	45721		06/00	269.561	296.515	297.615	282.302	302.651
Fuel dealers.....	457210		06/00	269.553	296.506	297.606	282.294	302.643
Primary services.....		457210-P	06/00	281.029	309.129	310.276	293.931	315.504
Fuel Dealer Services.....		457210-1	06/00	281.029	309.129	310.276	293.931	315.504
Clothing and clothing accessories retailers.....	458		12/03	154.097	157.024	144.192	158.854	160.264
Clothing retailers.....	4581		12/03	149.338	154.205	137.906	147.321	148.534
Clothing retailers.....	45811		12/03	149.338	154.205	137.906	147.321	148.534
Clothing and clothing accessories retailers.....	458110		05/15	120.509	124.436	111.283	118.881	119.859
Primary services.....		458110-P	05/15	120.509	124.436	111.283	118.881	119.859
Clothing and clothing accessories retailer services, in-store retailing.....		458110-A	05/15	117.749	123.745	109.873	114.619	116.716
Retailing of apparel.....		458110-A1	05/15	114.691	126.204	109.021	117.869	120.096
Retailing of men's apparel.....		458110-A11	05/15	124.597	123.140	115.594	125.456	129.745
Retailing of women's apparel.....		458110-A12	05/15	106.179	123.676	107.512	114.107	115.626
Retailing of children's apparel.....		458110-A13	05/15	140.951	149.973	106.910	125.270	126.820
Retailing of all other goods.....		458110-A2	05/15	126.345	118.123	112.722	106.899	108.675
Shoe retailers.....	4582		12/03	133.679	131.213	123.879	161.242	164.214
Shoe retailers.....	45821		12/03	133.679	131.213	123.879	161.242	164.214
Shoe retailers.....	458210		06/02	136.375	133.859	126.377	164.494	167.526
Primary services.....		458210-P	06/02	136.375	133.859	126.377	164.494	167.526
Shoe retailer services, in-store retailing.....		458210-A	06/02	136.375	133.859	126.377	164.494	167.526
Jewelry retailers.....	4583		12/03	195.625	197.020	193.423	198.789	198.686
Jewelry retailers.....	45831		12/03	199.095	200.514	196.853	202.314	202.210
Jewelry retailers.....	458310		06/00	216.297	217.839	213.862	219.795	219.682
Primary services.....		458310-P	06/00	216.689	218.233	214.249	220.193	220.079
Jewelry retailer services, in-store retailing.....		458310-A	06/00	222.878	224.813	219.823	227.266	227.124
Sporting goods and hobby retailers.....	4591		12/03	127.923	121.860	122.847	123.917	120.535
Sporting goods retailers.....	45911		12/03	163.031	152.534	154.028	156.127	150.046
Sporting goods retailers.....	459110		06/00	170.089	159.141	160.699	162.889	156.546

See footnotes at end of table.

Table 11. Producer price indexes for net output of selected industries and their products, not seasonally adjusted — Continued
 [March 2024]

Title ¹	Industry code	Product code	Index base	Unadjusted index ²				
				Nov. 2023	Dec. 2023 ^P	Jan. 2024 ^P	Feb. 2024 ^P	Mar. 2024 ^P
Sporting goods retailers - Continued								
Primary services.....		459110-P	06/00	171.455	160.202	161.804	164.055	157.535
Sporting goods store services, in-store retailing.....		459110-A	06/00	173.409	158.373	154.418	157.425	148.714
Retailing of sporting goods.....		459110-A1	12/13	122.202	127.229	130.153	131.529	132.711
Hobby, toy, and game retailers.....	45912		12/03	82.053	82.099	82.397	82.038	82.385
Hobby, toy, and game retailers.....	459120		06/00	83.098	83.145	83.447	83.084	83.434
Primary services.....		459120-P	06/00	83.041	83.087	83.390	83.026	83.377
Hobby, toy, and game store services, in-store retailing.....		459120-A	06/00	83.420	83.420	83.315	83.315	83.315
Retailing of hobby and craft goods, toys, and games (including video games).....		459120-A1	12/13	85.734	85.734	85.593	85.593	85.593
Retailing of all other goods.....		459120-A2	12/13	69.348	69.348	69.304	69.304	69.304
Book retailers and news dealers.....	4592		12/03	135.891	134.491	138.568	135.321	135.321
Book retailers and news dealers.....	45921		12/03	149.767	148.223	152.717	149.138	149.138
Book retailers and news dealers.....	459210		06/00	186.248	184.328	189.917	185.466	185.466
Primary services.....		459210-P	06/00	186.132	184.210	189.805	185.356	185.356
Book retailer and news dealer services, in-store retailing.....		459210-A	06/00	189.684	187.087	194.648	188.636	188.636
Retailing of books.....		459210-A1	06/14	134.996	132.450	139.987	134.092	134.092
Retailing of all other goods.....		459210-A2	06/14	110.124	110.124	109.860	109.860	109.860
Office supplies, stationery, and gift retailers.....	4594		12/03	160.427	160.043	160.706	159.170	159.380
Office supplies, stationery, and gift retailers.....	45940		12/03	160.427	160.043	160.706	159.170	159.380
Office supplies, stationery, and gift retailers.....	459400		05/19	109.860	109.597	110.051	108.999	109.142
Primary services.....		459400-P	05/19	109.860	109.597	110.051	108.999	109.142
Office supplies, stationery, and gift retailer services, in-store retailing.....		459400-A	05/19	122.842	122.416	123.151	121.448	121.681
Air transportation.....	481		12/92	261.764	265.988	263.169	265.536	275.810
Scheduled air transportation.....	4811		12/89	319.665	325.704	321.713	325.056	339.039
Scheduled air transportation.....	48111		12/89	319.665	325.704	321.713	325.056	339.039
Scheduled passenger air transportation.....	481111		12/89	325.237	331.704	327.971	331.529	346.631
Primary services.....		481111-P	12/89	355.163	362.225	358.149	362.034	378.526
Domestic.....		481111-1	12/89	388.799	389.812	383.754	398.743	407.473
Domestic first class, including business.....		481111-101	12/99	207.283	202.337	185.022	210.318	204.923
Domestic coach.....		481111-102	12/99	220.800	221.928	219.905	226.675	232.645
International.....		481111-2	12/89	242.749	259.878	260.013	243.012	271.355
International first class, including business.....		481111-201	09/18	101.034	105.736	114.813	117.738	117.567
International coach.....		481111-202	12/89	245.329	263.314	260.943	240.982	272.952
Scheduled freight air transportation.....	481112		12/03	178.266	177.145	170.363	170.128	165.669
Primary services.....		481112-P	12/87	165.117	164.387	158.536	154.670	155.543
Scheduled freight air transportation services.....		481112-1	12/87	173.448	172.431	165.954	161.499	162.624
Domestic scheduled freight air transportation services.....		481112-101	12/14	120.120	117.377	117.067	115.427	113.252
International scheduled freight air transportation services.....		481112-102	12/14	70.475	71.072	66.371	63.845	65.766
Scheduled mail air transportation services.....		481112-2	12/87	131.319	134.233	134.153	136.539	134.349
Nonscheduled air transportation.....	4812		12/96	211.040	209.377	210.258	209.573	209.573
Nonscheduled air transportation.....	48121		12/96	211.040	209.377	210.258	209.573	209.573
Nonscheduled air passenger chartering.....	481211		06/92	216.166	214.579	215.720	215.132	215.132
Primary services.....		481211-P	12/00	174.499	173.071	174.098	173.569	173.569
Domestic nonscheduled air passenger services.....		481211-1	06/08	125.867	124.607	125.514	125.046	125.046
International nonscheduled air passenger services.....		481211-2	06/08	117.828	117.828	117.828	117.828	117.828
Nonscheduled air freight chartering.....	481212		06/08	151.514	150.110	150.307	149.613	149.613
Primary services.....		481212-P	06/08	149.104	147.670	147.742	147.034	147.034
Domestic nonscheduled air freight services.....		481212-1	06/08	197.406	197.406	197.533	197.533	197.533
International nonscheduled air freight services.....		481212-2	06/08	114.149	111.115	111.138	109.638	109.638
Rail transportation.....	482		12/96	234.578	234.455	236.926	233.769	233.821
Rail transportation.....	4821		12/96	234.578	234.455	236.926	233.769	233.821
Rail transportation.....	48211		12/96	234.578	234.455	236.926	233.769	233.821
Line-haul railroads.....	482111		12/84	261.657	261.520	264.276	260.755	260.812
Primary services.....		482111-P	12/84	261.657	261.520	264.276	260.755	260.812
Freight rail transportation.....		482111-4	05/15	130.892	130.822	132.239	130.428	130.458
Carload freight rail transportation.....		482111-411	12/96	238.904	238.682	241.883	240.676	240.892
Intermodal freight rail transportation.....		482111-412	12/96	215.011	215.239	215.303	204.582	204.030
Passenger rail transportation.....		482111-5	12/96	181.801	181.801	181.801	181.801	181.801
Coach service class.....		482111-506	06/05	164.929	164.929	164.929	164.929	164.929
All other service classes.....		482111-507	06/05	157.022	157.022	157.022	157.022	157.022
Water transportation.....	483		12/03	192.427	196.716	199.944	204.077	206.212

See footnotes at end of table.

Table 11. Producer price indexes for net output of selected industries and their products, not seasonally adjusted — Continued
 [March 2024]

Title ¹	Industry code	Product code	Index base	Unadjusted index ²				
				Nov. 2023	Dec. 2023 ^P	Jan. 2024 ^P	Feb. 2024 ^P	Mar. 2024 ^P
Deep sea freight transportation.....	483111		06/88	396.223	408.436	421.283	424.017	427.526
Primary services.....		483111-P	06/88	404.778	417.254	430.378	433.172	436.756
Deep sea freight transportation services.....		483111-5	06/88	404.778	417.254	430.378	433.172	436.756
Coastal and Great Lakes freight transport.....	483113		12/03	221.204	226.082	228.059	236.199	239.562
Primary services.....		483113-P	12/03	215.140	220.076	221.461	229.627	233.067
Coastal and intercoastal freight transportation.....		483113-1	12/03	192.322	199.570	199.322	209.358	213.738
Great Lakes - St. Lawrence Seaway freight transportation.....		483113-2	12/91	235.066	232.731	230.593	229.934	233.927
Coastal and intercoastal towing transportation.....		483113-3	12/03	269.334	268.607	278.835	283.735	282.459
Inland water transportation.....	4832		12/03	216.626	216.112	215.568	218.260	219.051
Inland water transportation.....	48321		12/03	216.631	216.117	215.572	218.264	219.056
Inland water freight transportation.....	483211		12/90	274.815	274.163	273.473	276.887	277.892
Primary services.....		483211-P	12/90	280.528	279.854	279.103	282.664	283.711
Inland water freight transportation services.....		483211-3	12/90	280.528	279.854	279.103	282.664	283.711
Truck transportation.....	484		12/03	187.062	183.158	184.309	184.749	185.434
General freight trucking.....	4841		12/03	196.274	191.045	192.913	193.456	194.259
General freight trucking, local.....	48411		12/03	169.422	175.138	175.484	176.765	178.628
General freight trucking, local.....	484110		12/03	169.445	175.164	175.510	176.792	178.655
Primary services.....		484110-P	06/93	175.919	177.347	177.356	177.565	180.558
General freight trucking services, local.....		484110-1	06/93	175.919	177.347	177.356	177.565	180.558
General freight trucking, local, truckload.....		484110-15	06/09	113.735	113.560	113.217	113.058	113.058
General freight trucking, local, less than truckload.....		484110-16	06/09	154.309	158.430	159.346	160.296	167.968
General freight trucking, long-distance.....	48412		12/03	203.121	194.612	196.942	197.252	197.725
General freight trucking, long-distance TL.....	484121		12/03	187.206	177.713	178.886	178.668	178.896
Primary services.....		484121-P	06/92	178.724	176.596	171.944	175.606	175.798
General freight trucking, long-distance, truckload.....		484121-2	06/92	178.724	176.596	171.944	175.606	175.798
General freight trucking, long-distance LTL.....	484122		12/03	240.901	236.187	242.245	244.230	245.484
Primary services.....		484122-P	06/92	406.159	398.210	408.425	411.772	413.884
General freight trucking, long-distance less than truckload.....		484122-1	06/92	406.159	398.210	408.425	411.772	413.884
Specialized freight trucking.....	4842		12/03	168.094	167.584	166.896	167.029	167.412
Used household and office goods moving.....	48421		12/03	167.059	166.582	166.071	167.039	167.101
Used household and office goods moving.....	484210		12/03	167.021	166.545	166.033	167.001	167.063
Primary services.....		484210-P	12/03	170.184	169.699	169.178	170.164	170.227
Used household and office goods moving, except local.....		484210-2	06/92	269.252	268.108	264.706	267.028	267.176
Residential moving services, except local.....		484210-21	09/15	146.218	145.888	143.787	145.248	145.211
Commercial and other goods moving services, except local.....		484210-22	09/15	117.598	115.619	115.422	115.422	116.082
Used household and office goods moving, local.....		484210-4	12/03	139.769	139.769	142.081	142.081	142.081
Residential moving services, local.....		484210-41	09/15	120.592	120.592	122.438	122.438	122.438
Commercial and other goods moving services, local.....		484210-42	09/15	116.889	116.889	119.602	119.602	119.602
Specialized freight (except used) trucking, local.....	48422		12/03	178.519	178.619	180.063	180.063	181.149
Specialized freight (except used goods) trucking, local.....	484220		12/03	178.530	178.629	180.074	180.074	181.160
Primary services.....		484220-P	06/93	218.280	218.431	220.629	220.629	222.198
Specialized freight (except used goods) trucking, local.....		484220-6	06/93	218.280	218.431	220.629	220.629	222.198
Local hazardous materials trucking (except waste).....		484220-601	06/13	131.839	131.839	131.839	131.839	131.839
Local agricultural products trucking without storage.....		484220-602	06/13	103.142	103.674	103.674	103.674	103.674
Dump trucking.....		484220-603	06/13	148.190	148.190	149.748	149.748	149.748
Local specialized trucking without storage.....		484220-604	06/13	123.652	123.652	126.479	126.479	126.479
Specialized freight (except used) trucking, long-distance.....	48423		12/03	158.122	157.011	154.192	154.146	153.965
Specialized freight (except used goods) trucking, long-distance.....	484230		12/03	158.129	157.018	154.199	154.153	153.972
Primary services.....		484230-P	06/01	154.829	153.525	150.417	150.476	150.305
Specialized freight (except used goods) trucking, long-distance.....		484230-6	06/01	154.829	153.525	150.417	150.476	150.305
Agricultural products trucking, long-distance.....		484230-602	06/13	154.521	153.820	151.114	150.215	150.042
All other specialized trucking, long-distance.....		484230-603	06/13	120.569	119.475	117.003	117.174	117.041
Pipeline Transportation.....	486		05/22	109.635	109.638	109.732	109.011	109.011
Pipeline transportation of crude oil.....	4861		12/03	295.775	295.867	297.820	298.141	298.141
Pipeline transportation of crude oil.....	48611		12/03	295.775	295.867	297.820	298.141	298.141
Pipeline transportation of crude oil.....	486110		06/86	327.793	327.895	330.060	330.415	330.415
Primary services.....		486110-P	06/86	327.454	327.562	329.853	330.229	330.229
Pipeline transportation of crude oil.....		486110-3	06/86	317.731	317.836	320.059	320.423	320.423
Trans-Alaskan Pipeline System transportation.....		486110-311	06/86	130.782	130.782	129.976	129.976	129.976
Pipeline transportation of crude petroleum, except on the Trans-Alaskan Pipeline System.....		486110-312	06/86	428.162	428.313	431.668	432.190	432.190

See footnotes at end of table.

Table 11. Producer price indexes for net output of selected industries and their products, not seasonally adjusted — Continued
 [March 2024]

Title ¹	Industry code	Product code	Index base	Unadjusted index ²				
				Nov. 2023	Dec. 2023 ^P	Jan. 2024 ^P	Feb. 2024 ^P	Mar. 2024 ^P
Pipeline transportation of natural gas.....	4862		05/22	101.858	101.850	101.698	100.415	100.415
Pipeline transportation of natural gas.....	48621		05/22	101.858	101.850	101.698	100.415	100.415
Pipeline transportation of natural gas.....	486210		05/22	101.858	101.850	101.698	100.415	100.415
Primary services.....		486210-P	05/22	101.858	101.850	101.698	100.415	100.415
Pipeline transportation of natural gas services.....		486210-1	05/22	101.858	101.850	101.698	100.415	100.415
Other pipeline transportation.....	4869		12/03	228.829	228.829	229.010	229.211	229.211
Pipeline transportation of refined petroleum products.....	48691		12/03	228.829	228.829	229.010	229.211	229.211
Refined petroleum product pipeline transport.....	486910		06/86	261.873	261.873	262.082	262.312	262.312
Primary services.....		486910-P	06/86	262.306	262.306	262.515	262.745	262.745
Pipeline transportation of refined petroleum products.....		486910-1	06/86	266.050	266.050	266.262	266.495	266.495
Transportation support activities.....	488		12/03	138.754	143.003	143.386	145.876	143.902
Air transportation support activities.....	4881		12/96	214.262	213.460	215.207	215.845	216.422
Airport operations.....	48811		12/03	161.481	160.762	161.265	162.007	162.888
Other airport operations.....	488119		12/03	161.507	160.788	161.291	162.033	162.914
Primary services.....		488119-P	06/92	223.646	222.651	223.347	224.375	225.595
Aeronautical services.....		488119-5	06/14	125.076	124.808	125.959	126.220	125.766
Landing fees.....		488119-501	06/14	113.885	113.879	114.678	116.891	116.880
Terminal rental.....		488119-502	06/14	136.710	136.092	138.936	137.788	136.738
Other aeronautical services.....		488119-503	06/14	121.298	121.298	119.803	119.803	119.803
Non-aeronautical services.....		488119-6	06/14	131.037	130.121	129.652	130.616	132.638
Airport parking.....		488119-601	06/14	139.860	139.860	142.913	142.913	147.390
Lease space for rental cars.....		488119-602	06/14	136.263	130.971	127.217	138.882	134.462
Lease space for concessions.....		488119-603	06/92	183.170	184.662	177.134	163.550	174.726
Other non-aeronautical services.....		488119-604	06/14	118.762	118.762	118.178	118.178	118.178
Other air transportation support activities.....	48819		12/03	181.649	181.172	184.065	184.152	183.868
Other support activities for air transport.....	488190		12/03	181.643	181.167	184.060	184.146	183.862
Primary services.....		488190-P	06/92	233.557	233.129	236.964	236.964	236.584
Other air transportation support activities.....		488190-5	06/07	162.139	161.842	164.504	164.504	164.240
Water transportation support activities.....	4883		12/03	164.297	165.164	166.349	166.950	168.206
Port and harbor operations.....	48831		12/03	189.690	188.584	191.238	192.458	193.044
Port and harbor operations.....	488310		12/03	189.713	188.607	191.261	192.481	193.068
Primary services.....		488310-P	12/03	193.096	191.829	194.870	196.268	196.940
Port and harbor services.....		488310-1	12/03	193.096	191.829	194.870	196.268	196.940
Marine cargo handling.....	48832		12/03	154.049	155.683	156.050	156.787	158.765
Marine cargo handling.....	488320		12/91	173.520	175.361	175.774	176.605	178.832
Primary services.....		488320-P	12/91	169.250	171.055	171.461	172.275	174.459
Movement of containers.....		488320-8	12/98	152.072	153.627	153.819	154.647	156.871
Other marine cargo handling.....		488320-9	12/98	157.685	159.895	161.617	161.617	161.617
Navigational services to shipping.....	48833		12/03	173.950	174.836	176.611	176.473	176.839
Navigational services to shipping.....	488330		12/92	228.209	229.371	231.700	231.519	231.999
Primary services.....		488330-P	12/92	234.271	235.051	237.610	237.410	237.938
Navigational services to shipping and salvage.....		488330-1	12/92	234.271	235.051	237.610	237.410	237.938
Freight transportation arrangement.....	4885		12/96	108.823	116.116	115.784	119.574	115.721
Freight transportation arrangement.....	48851		12/96	108.823	116.116	115.784	119.574	115.721
Freight transportation arrangement.....	488510		12/94	111.048	118.488	118.150	122.017	118.086
Primary services.....		488510-P	12/94	110.420	118.377	118.002	121.991	117.763
Freight forwarding.....		488510-1	12/94	107.611	107.611	107.126	104.653	104.653
Arrangement of freight and cargo n.e.c.....		488510-2	12/94	112.368	128.127	127.863	138.210	129.834
U.S. Postal Service.....	491		06/89	292.039	292.039	292.039	301.288	301.288
U.S. Postal Service.....	4911		06/89	292.039	292.039	292.039	301.288	301.288
U.S. Postal Service.....	49111		06/89	292.039	292.039	292.039	301.288	301.288
U.S. Postal Service.....	491110		06/89	292.039	292.039	292.039	301.288	301.288
Primary services.....		491110-P	06/89	292.039	292.039	292.039	301.288	301.288
Mailing services (market dominant services).....		491110-7	12/12	147.490	147.490	147.490	151.216	151.216
First class mail.....		491110-71	06/89	261.519	261.519	261.519	267.701	267.701
Retail letters.....		491110-711	12/12	146.346	146.346	146.346	150.753	150.753
Commercial letters.....		491110-712	12/12	141.369	141.369	141.369	143.953	143.953
Retail and commercial flats.....		491110-713	12/12	144.053	144.053	144.053	146.580	146.580
Other first class mail and fees.....		491110-714	12/12	162.808	162.808	162.808	168.572	168.572
Periodicals mail.....		491110-72	06/89	357.340	357.340	357.340	363.276	363.276

See footnotes at end of table.

Table 11. Producer price indexes for net output of selected industries and their products, not seasonally adjusted — Continued
 [March 2024]

Title ¹	Industry code	Product code	Index base	Unadjusted index ²				
				Nov. 2023	Dec. 2023 ^P	Jan. 2024 ^P	Feb. 2024 ^P	Mar. 2024 ^P
U.S. Postal Service - Continued								
Outside county.....		491110-721	06/89	365.275	365.275	365.275	371.048	371.048
Other periodicals mail and fees.....		491110-722	12/12	139.998	139.998	139.998	144.691	144.691
Standard class mail.....		491110-73	06/89	338.571	338.571	338.571	348.606	348.606
High density and saturation flats and parcels.....		491110-731	12/12	127.501	127.501	127.501	130.687	130.687
Carrier route basic mail.....		491110-732	12/12	148.454	148.454	148.454	154.587	154.587
Bulk letters.....		491110-733	12/12	144.324	144.324	144.324	146.019	146.019
Bulk flats.....		491110-734	12/12	158.621	158.621	158.621	163.862	163.862
Other standard mail and fees.....		491110-735	12/12	198.808	198.808	198.808	221.013	221.013
Package services mail.....		491110-74	06/89	330.910	330.910	330.910	336.790	336.790
Special services and fees.....		491110-75	06/89	353.467	353.467	353.467	360.852	360.852
Shipping services (competitive services).....		491110-8	12/12	170.603	170.603	170.603	178.782	178.782
Domestic priority mail.....		491110-81	06/89	405.137	405.137	405.137	420.980	420.980
Other shipping services and shipping special services & fees.....		491110-82	12/12	192.075	192.075	192.075	202.521	202.521
Couriers and messengers.....	492		12/03	307.012	306.398	323.099	324.012	323.882
Couriers and express delivery services.....	4921		12/03	318.129	317.457	335.736	336.735	336.594
Couriers and express delivery services.....	49211		12/03	318.145	317.474	335.754	336.753	336.612
Couriers and express delivery services.....	492110		12/03	318.102	317.431	335.708	336.707	336.565
Primary services.....		492110-P	12/03	319.219	318.546	336.889	337.894	337.752
Standard courier services.....		492110-1	12/92	468.704	469.094	496.574	496.574	497.399
Expedited courier services.....		492110-2	12/87	481.612	478.104	504.784	508.974	506.890
Domestic expedited courier services.....		492110-201	12/98	439.617	436.381	463.238	467.066	465.164
International expedited courier services.....		492110-202	12/98	375.097	372.427	388.428	391.685	390.061
Local messengers and local delivery.....	4922		12/03	165.956	165.956	165.956	165.956	165.956
Local messengers and local delivery.....	49221		12/03	165.616	165.616	165.616	165.616	165.616
Local messengers and local delivery.....	492210		12/03	165.587	165.587	165.587	165.587	165.587
Primary services.....		492210-P	12/92	213.628	213.628	213.628	213.628	213.628
Local messengers and local delivery services.....		492210-1	12/92	213.628	213.628	213.628	213.628	213.628
Warehousing and storage.....	493		12/06	144.214	144.112	144.981	149.261	151.005
Warehousing and storage.....	4931		12/06	144.166	144.063	144.932	149.211	150.954
General warehousing and storage.....	49311		12/03	149.350	149.019	150.254	154.972	157.718
General warehousing and storage.....	493110		12/03	149.440	149.108	150.344	155.065	157.813
Primary services.....		493110-P	06/93	163.647	163.285	164.638	169.808	172.817
General warehousing and storage services.....		493110-1	06/93	163.647	163.285	164.638	169.808	172.817
Refrigerated warehousing and storage.....	49312		12/03	150.483	151.428	150.878	154.628	152.250
Refrigerated warehousing and storage.....	493120		12/91	165.373	166.413	165.808	169.929	167.315
Primary services.....		493120-P	12/91	165.660	166.701	166.096	170.224	167.605
Warehousing and storage of refrigerated goods.....		493120-2	12/91	165.849	166.891	166.285	170.418	167.797
Farm product warehousing and storage.....	49313		12/03	147.091	147.093	147.065	147.022	146.968
Farm product warehousing and storage.....	493130		12/92	171.021	171.024	170.991	170.942	170.878
Primary services.....		493130-P	12/92	169.790	169.790	169.790	169.790	169.790
Farm product warehousing and storage services.....		493130-1	12/92	169.790	169.790	169.790	169.790	169.790
Publishing industries.....	513		12/22	104.576	105.743	105.569	105.913	106.336
Newspaper, book, and directory publishers.....	5131		12/22	102.215	102.959	103.925	105.066	105.189
Newspaper publishers.....	51311		12/22	98.504	101.102	101.102	101.439	101.439
Newspaper publishers.....	513110		12/22	98.504	101.102	101.102	101.439	101.439
Primary services.....		513110-P	12/22	98.504	101.102	101.102	101.439	101.439
Newspaper publishing.....		513110-1	12/22	98.504	101.102	101.102	101.439	101.439
Newspaper publishing from print publishers.....		513110-11	12/79	594.037	609.703	609.701	611.737	611.734
Newspaper advertising sales.....		513110-111	09/15	85.588	85.588	85.588	85.588	85.588
Newspaper advertising sales, print only.....		513110-1111	09/15	82.387	82.387	82.387	82.387	82.387
Newspaper advertising sales, digital only and print and digital bundled.....		513110-1112	09/15	104.357	104.357	104.357	104.357	104.357
Newspaper subscription and single copy sales.....		513110-112	09/15	180.146	186.957	186.956	187.841	187.840
Newspaper subscriptions, print only.....		513110-1121	09/15	178.175	185.564	185.564	185.564	185.564
Newspaper subscriptions, online only and print and online bundled.....		513110-1122	09/15	201.114	200.828	200.817	212.400	212.385
Periodical publishers.....	51312		12/22	100.358	98.827	99.342	100.782	100.893
Periodical publishers.....	513120		12/22	100.387	98.871	99.383	100.811	100.921
Primary services.....		513120-P	12/22	103.192	103.192	103.459	103.662	103.662
Periodical publishing.....		513120-1	12/22	103.192	103.192	103.459	103.662	103.662
Periodical publishing from print publishers.....		513120-11	12/79	463.284	463.284	464.482	465.394	465.394
Periodicals, advertising sales.....		513120-111	12/14	109.846	109.846	110.343	110.540	110.540

See footnotes at end of table.

Table 11. Producer price indexes for net output of selected industries and their products, not seasonally adjusted — Continued
 [March 2024]

Title ¹	Industry code	Product code	Index base	Unadjusted index ²				
				Nov. 2023	Dec. 2023 ^P	Jan. 2024 ^P	Feb. 2024 ^P	Mar. 2024 ^P
Periodical publishers - Continued								
Periodicals, subscriptions and single copy sales.....		513120-112	12/14	104.178	104.178	104.178	104.407	104.407
Specialized business and professional periodicals, subscriptions and single copy sales.....		513120-1121	12/79	580.511	580.511	580.511	587.633	587.633
General and consumer periodicals, subscriptions and single copy sales.		513120-1122	12/06	100.339	100.339	100.339	100.339	100.339
Book publishers.....	51313		12/22	105.380	106.726	108.716	109.827	109.892
Book publishers.....	513130		12/22	105.339	106.675	108.651	109.754	109.818
Primary services.....		513130-P	12/22	106.007	107.510	109.733	110.974	111.046
Book publishing from print publishers.....		513130-1	12/80	558.055	565.967	577.670	584.200	584.580
Print book publishing.....		513130-101	09/15	135.171	137.087	139.922	141.503	141.595
General adult and juvenile book publishing.....		513130-1011	06/09	112.053	112.862	114.380	112.953	111.577
General adult book publishing.....		513130-10111	06/09	115.258	115.807	118.540	114.603	114.109
Juvenile book publishing.....		513130-10112	06/09	101.881	102.897	103.122	104.257	102.099
Textbook publishing, including teachers' editions and workbooks.....		513130-1012	12/80	940.907	942.896	949.002	957.069	947.539
College textbook publishing.....		513130-10121	12/80	887.914	895.535	918.927	949.832	913.322
Elementary and high school textbook publishing.....		513130-10122	12/02	218.500	218.500	218.500	218.500	218.500
Technical, scientific, and professional book publishing.....		513130-1013	12/80	928.342	929.525	974.703	1,007.917	1,028.742
General reference book publishing.....		513130-1014	12/80	218.336	245.348	246.191	247.256	246.814
Religious book publishing.....		513130-1015	12/80	260.578	260.315	255.351	265.908	264.895
Directory and mailing list publishers.....	51314		12/22	106.314	106.053	107.719	110.668	111.302
Directory and mailing list publishers.....	513140		12/22	106.306	106.045	107.714	110.669	111.305
Primary services.....		513140-P	12/22	106.132	105.858	107.593	110.689	111.356
Directory and mailing list publishing.....		513140-1	12/22	106.132	105.858	107.593	110.689	111.356
Directory and mailing list publishing from print publishers.....		513140-11	12/03	129.954	131.989	135.837	136.021	138.495
Directory and mailing list publishing from print - ad sales incl. phone directory listings.....		513140-111	09/84	293.938	293.938	294.069	294.083	294.083
Directory and mailing list publishing from print - subscription, content, and licensing sales.....		513140-112	01/08	152.066	156.073	163.600	163.958	168.827
Directory and mailing list publishing from Internet publishers.....		513140-12	12/22	106.198	105.361	106.688	110.642	110.915
Other publishers.....	51319		12/22	101.857	101.845	102.120	102.061	102.075
Greeting card publishers.....	513191		12/22	100.200	100.185	100.206	100.204	100.204
Primary services.....		513191-P	12/22	100.098	100.082	100.098	100.098	100.098
Greeting card publishing.....		513191-1	12/22	100.098	100.082	100.098	100.098	100.098
Greeting card publishing from print publishers.....		513191-101	12/85	242.763	242.722	242.763	242.763	242.763
All other publishers.....	513199		12/22	107.062	107.058	108.129	107.895	107.950
Primary services.....		513199-P	12/22	106.467	106.462	107.156	106.877	106.942
All other publishing including yearbooks, art prints, patterns, and trading cards.		513199-1	12/22	106.467	106.462	107.156	106.877	106.942
All other publishing including yearbooks, art prints, patterns, and trading cards, from print.....		513199-11	12/03	133.349	133.343	134.211	133.862	133.944
Software publishers.....	5132		12/03	97.373	98.723	97.795	97.575	98.165
Software publishers.....	51321		12/03	97.373	98.723	97.795	97.575	98.165
Software publishers.....	513210		12/97	92.048	93.323	92.447	92.239	92.796
Primary services.....		513210-P	12/97	95.273	96.718	95.725	95.489	96.127
Software publishing, except games.....		513210-5	06/06	102.503	104.190	103.010	102.753	103.968
System & application software publishing, excluding maintenance, tech support & games.....		513210-505	05/22	102.264	104.097	102.079	102.127	102.905
System software publishing.....		513210-50501	05/22	107.540	108.970	104.017	104.470	105.428
Application software publishing.....		513210-50502	12/97	104.997	107.509	109.025	108.564	109.185
Desktop and portable device application software publishing.....		513210-505021	06/06	101.887	102.028	104.278	106.318	106.564
Other application software publishing.....		513210-505022	06/06	116.535	121.020	122.128	119.777	120.730
Software maintenance, technical support, and other services related to software publishing.....		513210-506	12/97	173.169	173.568	185.301	179.904	189.025
Game software publishing.....		513210-7	12/13	104.724	104.791	104.986	104.762	99.368
Other receipts.....		513210-SM	12/97	64.552	64.558	64.551	64.552	64.510
Broadcasting, except Internet.....	516		12/03	121.528	123.833	116.196	116.246	112.885
Radio and television broadcasting.....	5161		06/01	102.959	100.337	95.866	100.195	94.285
Radio broadcasting.....	51611		12/03	102.646	101.196	89.247	93.373	93.540
Radio broadcasting stations.....	516110		06/88	185.418	182.799	161.208	168.665	168.965
Primary services.....		516110-P	06/88	186.167	183.485	161.410	169.030	169.335
Radio station services.....		516110-1	06/88	197.319	194.477	171.079	179.155	179.479
Radio station advertising sales.....		516110-101	06/88	190.941	187.681	160.848	170.110	170.481
Radio station advertising sales, local.....		516110-10101	12/95	139.477	136.654	119.856	126.711	128.320
Radio station advertising sales, national and regional.....		516110-10102	12/95	137.362	136.035	110.276	116.735	113.920
Other radio station services.....		516110-102	12/03	141.978	141.978	141.978	141.978	141.978
Other receipts.....		516110-SM	12/03	134.933	135.144	135.641	135.629	135.694

See footnotes at end of table.

Table 11. Producer price indexes for net output of selected industries and their products, not seasonally adjusted — Continued
 [March 2024]

Title ¹	Industry code	Product code	Index base	Unadjusted index ²				
				Nov. 2023	Dec. 2023 ^P	Jan. 2024 ^P	Feb. 2024 ^P	Mar. 2024 ^P
Television broadcasting.....	51612		12/03	95.812	92.975	91.061	95.209	87.757
Television broadcasting stations.....	516120		06/01	96.535	93.673	91.744	95.926	88.412
Primary services.....		516120-P	06/01	77.885	75.701	74.229	77.421	71.686
Television station advertising sales.....		516120-3	06/08	78.622	74.928	72.440	77.837	68.140
Other television station broadcasting services.....		516120-4	06/08	117.939	117.939	117.939	117.939	117.939
Other receipts.....		516120-SM	06/01	185.191	185.235	185.170	185.164	185.161
Cable and other subscription programming.....	5162		12/03	135.949	141.352	131.566	128.980	127.103
Cable and other subscription programming.....	51621		12/03	138.291	143.786	133.832	131.201	129.292
Media streaming dist svcs, social networks, and other media networks and content providers.....	516210		12/03	136.056	141.463	131.670	129.081	127.203
Primary services.....		516210-P	12/03	141.688	147.319	137.120	134.424	132.468
Cable networks.....		516210-1	12/03	132.748	138.450	131.932	125.487	122.607
Cable network advertising services.....		516210-11	06/93	160.355	168.266	158.802	149.858	145.863
Cable network programming services.....		516210-12	06/93	292.717	292.717	297.886	297.886	297.886
Radio network and national syndication services.....		516210-3	12/95	110.293	121.840	84.095	94.978	94.936
Telecommunications.....	517		12/03	108.012	108.468	109.153	109.573	109.419
Wired and wireless telecommunications carriers.....	5173		12/17	110.662	111.133	111.840	112.273	112.114
Wired and wireless telecommunications carriers.....	51731		12/17	110.662	111.133	111.840	112.273	112.114
Wired telecommunications carriers.....	517311		12/03	135.816	136.791	138.252	139.110	138.801
Primary products.....		517311-P	12/03	135.630	136.604	138.063	138.919	138.610
Local telephone service, except private lines.....		517311-1	12/03	151.980	152.125	151.629	151.988	152.544
Residence local telephone service.....		517311-111	12/03	168.999	169.366	169.359	169.631	169.656
Business and other local telephone service.....		517311-112	12/03	130.178	129.961	128.629	129.150	130.613
Public switched toll service.....		517311-2	12/03	137.341	136.761	136.628	135.950	135.535
Residence switched toll service.....		517311-21	12/03	211.334	211.061	212.139	210.918	210.645
Business switched toll and other toll service.....		517311-22	12/03	66.026	65.561	65.110	64.837	64.528
Private line telephone service.....		517311-3	12/03	102.857	103.053	103.176	105.633	105.386
All-distance telephone service.....		517311-4	12/11	145.600	145.893	147.769	148.033	148.692
Residential all-distance telephone service.....		517311-401	12/11	152.310	152.686	157.896	159.371	159.682
Business all-distance telephone service.....		517311-402	12/11	139.800	140.022	139.032	138.255	139.213
Video programming distribution.....		517311-5	12/03	184.789	184.844	187.777	192.176	190.408
Video programming subscriber services.....		517311-501	06/93	265.321	265.405	269.947	276.695	273.984
Advertising services.....		517311-502	06/93	115.613	115.613	115.321	115.286	115.286
Internet access services.....		517311-6	06/04	59.999	59.829	60.332	60.456	60.638
Residential Internet access services.....		517311-601	12/11	89.051	88.740	89.640	89.603	90.077
Business Internet access services.....		517311-602	12/11	96.957	96.846	97.236	98.043	97.774
Bundled access services.....		517311-7	12/11	126.015	128.450	130.531	130.661	130.371
Other wired telecommunications services.....		517311-9	12/03	105.075	105.075	105.075	104.859	104.839
Wireless telecommunications carriers.....	517312		06/99	44.513	44.511	44.509	44.527	44.518
Primary services.....		517312-P	06/99	43.994	43.992	43.991	44.008	44.000
Wireless telecommunications services.....		517312-1	06/99	43.994	43.992	43.991	44.008	44.000
Data processing and related services.....	5182		12/03	115.044	115.312	115.674	115.787	115.527
Data processing and related services.....	51821		12/03	115.044	115.312	115.674	115.787	115.527
Data processing, hosting and related services.....	518210		12/00	118.752	119.029	119.403	119.519	119.251
Primary services.....		518210-P	12/00	112.390	112.704	113.127	113.259	112.955
Business process management services.....		518210-1	12/00	104.834	104.834	104.834	104.834	104.834
Data management, information transformation, and related services.....		518210-4	12/00	105.641	105.641	105.686	105.686	105.686
Hosting, ASP, and other IT infrastructure provisioning services.....		518210-5	12/06	114.434	114.998	115.742	115.978	115.433
Other receipts.....		518210-SM	12/00	138.116	138.116	138.116	138.116	138.116
Depository credit intermediation.....	5221		12/03	138.619	137.940	142.415	143.802	143.868
Commercial banking.....	52211		12/03	142.107	141.329	146.101	147.677	147.782
Commercial banking.....	522110		12/03	142.107	141.329	146.101	147.677	147.782
Primary services.....		522110-P	12/03	142.107	141.329	146.101	147.677	147.782
Loan services.....		522110-1	12/03	223.679	218.754	228.889	231.202	229.030
Residential real estate loans, except home equity.....		522110-101	12/03	88.602	97.827	96.713	105.903	110.390
Nonresidential real estate loans.....		522110-102	12/03	522.125	501.990	538.868	542.963	529.069
Home equity loans.....		522110-103	12/03	247.452	242.404	248.378	233.708	223.975
Commercial, industrial, and agricultural loans, except real estate.....		522110-105	12/03	232.574	220.910	231.305	229.825	228.953
New and used auto and truck loans.....		522110-106	12/03	77.563	74.166	78.568	83.771	82.147
Credit cards, overdraft credit, and related plans.....		522110-107	12/03	189.298	189.543	196.497	197.112	191.785
Other loan services.....		522110-108	12/03	112.377	110.567	112.931	113.664	113.851
Deposit services.....		522110-2	12/03	71.856	74.253	75.051	75.944	77.800
Demand deposits.....		522110-201	12/11	117.906	119.354	122.928	122.978	125.646
Time and other deposits.....		522110-202	12/11	141.421	149.390	147.997	151.607	155.751

See footnotes at end of table.

Table 11. Producer price indexes for net output of selected industries and their products, not seasonally adjusted — Continued
 [March 2024]

Title ¹	Industry code	Product code	Index base	Unadjusted index ²				
				Nov. 2023	Dec. 2023 ^P	Jan. 2024 ^P	Feb. 2024 ^P	Mar. 2024 ^P
Commercial banking - Continued								
Trust services.....		522110-3	12/03	97.433	97.362	97.393	100.095	100.095
Other banking services.....		522110-4	12/03	102.591	102.349	102.349	102.349	102.349
Savings institutions.....	52218		12/03	107.262	108.039	108.610	107.269	106.720
Savings institutions and other depository credit intermediation.....	522180		12/03	107.263	108.040	108.611	107.270	106.721
Primary services.....		522180-P	12/03	107.436	108.214	108.785	107.443	106.892
Loan services.....		522180-1	12/03	127.109	127.988	130.255	128.338	123.702
Residential real estate loans, except home equity.....		522180-101	12/03	89.300	85.617	90.305	86.958	82.915
Nonresidential real estate loans.....		522180-102	12/03	222.874	227.382	232.589	230.842	219.083
Home equity loans.....		522180-103	12/03	331.922	335.613	343.211	346.281	327.506
Commercial, industrial, and agricultural loans, except real estate.....		522180-105	12/03	308.039	324.362	314.474	309.947	297.850
New and used auto and truck loans.....		522180-106	12/03	112.691	112.311	114.613	115.484	117.212
Credit cards, overdraft credit, and related plans.....		522180-109	12/11	157.723	155.843	160.843	156.735	155.200
Other loan services.....		522180-111	12/03	98.241	96.811	99.443	98.115	95.278
Deposit services.....		522180-2	12/03	86.769	87.529	84.838	84.315	91.659
Demand deposits.....		522180-201	12/11	124.390	128.611	126.213	130.613	138.700
Time and other deposits.....		522180-202	12/11	105.183	105.094	101.363	99.067	108.757
Trusts and other banking services.....		522180-3	12/03	195.693	195.693	197.548	197.548	197.548
Security, commodity contracts and like activity.....	523		12/03	258.132	262.623	270.659	271.233	276.589
Securities and commodity contracts intermediation and brokerage.....	5231		06/00	219.326	221.572	222.243	222.516	229.876
Investment banking and securities intermediation.....	52315		12/22	115.829	117.015	117.370	117.514	121.401
Investment banking and securities intermediation.....	523150		12/22	115.829	117.015	117.370	117.514	121.401
Primary services.....		523150-P	12/22	115.829	117.015	117.370	117.514	121.401
Securities brokerage.....		523150-1	12/03	132.348	134.450	135.351	135.419	136.872
Brokerage services.....		523150-101	06/00	54.912	55.738	56.221	56.221	56.419
Brokerage services, equities and ETFs.....		523150-1011	06/00	46.284	48.097	49.001	49.001	49.434
Brokerage services, all other securities.....		523150-1012	06/00	74.543	74.534	74.688	74.688	74.688
Other securities related services including margin lending and mutual fund sales.....		523150-102	06/00	199.026	202.258	203.444	203.590	206.402
Investment banking and securities dealing.....		523150-2	12/03	472.100	475.145	475.400	476.221	499.222
Dealer transactions.....		523150-201	06/00	111.777	116.732	116.384	126.266	137.900
Dealer transactions, equity securities.....		523150-2011	06/05	127.484	136.936	132.147	157.177	180.526
Dealer transactions, debt securities and all other trading.....		523150-2012	06/00	125.043	125.262	131.025	122.803	121.694
Investment banking services.....		523150-202	06/00	271.904	270.125	270.866	280.029	301.451
Other securities dealing services.....		523150-203	12/03	2,652.452	2,637.360	2,640.439	2,474.277	2,479.215
Portfolio management and investment advice.....	52394		12/22	103.014	105.484	111.347	111.668	112.593
Portfolio management and investment advice.....	523940		12/22	103.014	105.484	111.347	111.668	112.593
Primary services.....		523940-P	12/22	103.014	105.484	111.347	111.668	112.593
Portfolio management.....		523940-1	06/02	307.769	312.761	331.778	332.428	334.114
Mutual fund and exchange traded fund management.....		523940-11	06/02	339.625	346.417	363.026	364.183	367.983
Management of equity funds.....		523940-1101	01/17	155.533	158.398	166.977	167.912	170.668
Management of bond funds.....		523940-1102	01/17	99.100	101.678	107.176	107.073	107.284
Management of other funds.....		523940-1103	01/17	112.449	114.636	117.475	117.438	117.438
Private portfolio management.....		523940-12	06/02	288.920	293.038	312.830	313.244	313.967
Management of equity private portfolios.....		523940-1201	01/17	148.951	151.908	166.772	167.170	167.750
Management of bond private portfolios.....		523940-1202	01/17	103.529	104.056	107.087	107.042	107.042
Management of other private portfolios.....		523940-1203	01/17	126.823	127.622	129.458	129.400	129.488
Investment advice.....		523940-2	06/02	221.224	237.078	243.036	245.098	251.853
Investment advisory services.....		523940-21	06/02	221.224	237.078	243.036	245.098	251.853
Insurance carriers and related activities.....	524		12/03	152.332	152.633	154.206	154.431	154.578
Insurance carriers.....	5241		12/03	153.097	153.406	155.031	155.250	155.353
Direct life/health/medical insurance carriers.....	52411		12/03	155.415	155.399	157.526	157.572	157.572
Direct life insurance carriers.....	524113		12/98	117.299	117.307	117.304	117.301	117.301
Primary services.....		524113-P	12/98	117.086	117.094	117.091	117.088	117.088
Life insurance policies.....		524113-1	12/98	111.574	111.592	111.647	111.648	111.648
Individual life insurance policies.....		524113-101	12/98	119.504	119.529	119.463	119.463	119.464
Term life insurance policies.....		524113-10101	12/98	106.494	106.653	106.653	106.654	106.654
Whole life insurance policies.....		524113-10102	12/98	130.221	130.221	130.221	130.221	130.222
Universal life insurance policies.....		524113-10103	12/98	112.729	112.729	112.729	112.730	112.731
Variable-universal and other individual life insurance policies.....		524113-10105	12/17	103.108	103.108	102.893	102.893	102.893
Group life insurance policies.....		524113-102	12/98	92.004	92.004	92.435	92.435	92.435
Annuities.....		524113-2	12/98	151.055	150.938	151.317	151.271	151.268
Variable deferred annuities.....		524113-201	12/98	186.363	186.363	187.009	187.009	187.009
Fixed-rate deferred annuities.....		524113-202	12/98	117.982	117.823	117.823	117.823	117.823
Immediate annuities.....		524113-203	12/98	126.061	125.558	126.300	125.826	125.796

See footnotes at end of table.

Table 11. Producer price indexes for net output of selected industries and their products, not seasonally adjusted — Continued
 [March 2024]

Title ¹	Industry code	Product code	Index base	Unadjusted index ²				
				Nov. 2023	Dec. 2023 ^P	Jan. 2024 ^P	Feb. 2024 ^P	Mar. 2024 ^P
Direct life insurance carriers - Continued								
Disability insurance policies.....		524113-3	06/06	102.695	102.695	102.154	102.154	102.154
Direct health and medical insurance carriers.....	524114		12/02	200.359	200.327	204.177	204.261	204.262
Primary services.....		524114-P	12/02	203.568	203.535	207.447	207.533	207.534
Medical service plans.....		524114-1	12/02	212.810	212.776	216.872	216.962	216.963
Comprehensive medical service plans.....		524114-101	12/02	222.464	222.385	224.412	224.612	224.612
Group managed care medical service plans.....		524114-10101	12/02	218.449	218.281	220.448	220.869	220.869
Group fee-for-service medical service plans.....		524114-10102	12/02	206.710	206.710	206.710	206.710	206.710
Individual comprehensive medical service plans.....		524114-10103	12/02	336.070	336.070	339.773	339.773	339.773
Non-comprehensive medical service plans.....		524114-103	06/07	129.747	129.747	133.377	133.379	133.380
Dental service plans.....		524114-10301	12/02	137.521	137.525	138.717	138.732	138.750
Supplemental Medicare service plans.....		524114-10302	12/02	167.268	167.268	170.136	170.136	170.136
Other medical service plans.....		524114-10303	12/02	168.758	168.758	175.153	175.153	175.153
Indemnity health insurance plans.....		524114-2	12/02	114.247	114.253	114.258	114.258	114.258
Other direct insurance carriers.....	52412		12/98	174.569	175.707	176.477	177.151	177.517
Direct property and casualty insurers.....	524126		06/98	174.697	175.836	176.607	177.281	177.647
Primary services.....		524126-P	06/98	174.845	175.986	176.757	177.432	177.798
Private passenger auto insurance.....		524126-1	06/98	216.426	216.782	218.768	219.602	219.830
Homeowner's insurance.....		524126-2	06/98	240.561	240.904	240.963	243.018	244.309
Commercial auto insurance.....		524126-3	06/98	131.716	131.716	133.233	133.706	134.436
Non-auto liability insurance.....		524126-4	06/98	129.880	131.699	131.194	131.194	131.313
Medical malpractice insurance.....		524126-402	06/98	115.022	115.022	110.697	110.697	110.697
Product and other non-auto liability insurance.....		524126-403	06/98	132.920	135.065	135.235	135.235	135.375
Commercial multiple peril insurance.....		524126-5	06/98	156.642	165.353	165.353	165.353	165.716
Worker's compensation insurance.....		524126-6	06/98	86.804	86.804	85.380	85.380	85.380
Other property and casualty insurance.....		524126-7	12/03	120.283	120.316	121.201	121.732	121.916
Insurance agencies and brokerages.....	52421		12/03	113.943	114.025	114.036	114.392	114.624
Insurance agencies and brokerages.....	524210		12/02	117.976	118.060	118.072	118.440	118.680
Primary services.....		524210-P	12/02	118.760	118.849	118.861	119.251	119.251
Sale of property and casualty insurance.....		524210-1	12/02	119.928	120.004	120.021	120.021	120.021
Sale of personal property and casualty insurance.....		524210-101	06/09	117.780	117.926	117.926	117.926	117.926
Sale of private passenger auto insurance.....		524210-10101	12/02	122.244	122.468	122.468	122.468	122.468
Sale of homeowner's insurance.....		524210-10102	12/02	125.478	125.478	125.478	125.478	125.478
Sale of other personal property and casualty insurance.....		524210-10103	06/09	102.821	102.821	102.821	102.821	102.821
Sale of commercial property and casualty insurance.....		524210-102	12/02	119.383	119.383	119.419	119.419	119.419
Sale of life insurance and annuities.....		524210-2	12/02	107.006	107.006	107.013	110.216	110.216
Sale of health and medical insurance.....		524210-3	12/02	134.185	134.487	134.487	134.487	134.487
Sale of other insurance.....		524210-4	12/02	103.281	103.281	103.281	103.281	103.281
Lessors of nonresidential buildings (except miniwarehouses).....	53112		12/03	141.774	143.279	145.993	140.534	139.774
Lessors of nonresidential buildings.....	531120		12/95	165.865	167.625	170.801	164.414	163.525
Primary services.....		531120-P	12/95	161.178	162.889	165.975	159.768	158.904
Leasing of shopping centers and retail stores.....		531120-1	12/95	144.639	149.282	151.782	141.104	138.280
Leasing of professional and office buildings.....		531120-2	12/95	179.805	176.928	179.185	175.650	177.566
Leasing of manufacturing and industrial buildings.....		531120-3	12/95	141.106	141.899	149.273	149.222	149.414
Leasing of other nonresidential buildings and facilities.....		531120-7	12/02	155.371	160.343	163.619	160.455	157.767
Lessors of miniwarehouse and self storage units.....	53113		12/03	199.342	200.623	200.595	196.833	195.330
Miniwarehouse and self-storage unit operators.....	531130		12/03	199.330	200.612	200.583	196.821	195.319
Primary services.....		531130-P	06/93	303.034	304.982	304.939	299.220	296.936
Miniwarehouse and self-storage unit operation.....		531130-1	06/93	303.034	304.982	304.939	299.220	296.936
Offices of real estate agents and brokers.....	5312		12/03	191.794	191.370	190.507	189.925	189.402
Offices of real estate agents and brokers.....	53121		12/03	191.794	191.370	190.507	189.925	189.402
Offices of real estate agents and brokers.....	531210		12/03	191.670	191.246	190.383	189.802	189.280
Primary services.....		531210-P	12/03	191.694	191.270	190.407	189.826	189.303
Real estate brokerage, residential property sales and leases.....		531210-1	12/95	268.838	269.197	268.320	267.327	266.466
Real estate brokerage, nonresidential property sales and leases including land sales and leases.....		531210-6	12/06	140.878	138.316	136.894	136.887	136.805
Real estate brokerage, nonresidential property sales including land sales.....		531210-601	12/09	156.003	151.717	149.327	149.272	149.328
Real estate brokerage, nonresidential property leases including land leases.....		531210-602	12/09	131.241	131.265	131.298	131.370	131.049
Real estate property managers.....	53131		12/03	130.668	131.098	132.071	134.025	134.232
Residential property managers.....	531311		12/03	140.744	140.285	145.167	145.001	145.068
Primary services.....		531311-P	12/03	142.817	142.351	147.305	147.137	147.204
Residential property management services.....		531311-1	12/95	149.184	148.697	153.872	153.696	153.767
Nonresidential property managers.....	531312		12/03	113.788	115.381	111.164	115.864	116.251
Primary services.....		531312-P	12/03	113.788	115.381	111.164	115.864	116.251

See footnotes at end of table.

Table 11. Producer price indexes for net output of selected industries and their products, not seasonally adjusted — Continued
 [March 2024]

Title ¹	Industry code	Product code	Index base	Unadjusted index ²				
				Nov. 2023	Dec. 2023 ^P	Jan. 2024 ^P	Feb. 2024 ^P	Mar. 2024 ^P
Nonresidential property managers - Continued								
Nonresidential property management services.....		531312-1	12/95	126.339	128.108	123.426	128.645	129.074
Offices of real estate appraisers.....	531320		12/03	110.803	110.767	112.955	112.955	112.955
Primary services.....		531320-P	12/03	112.533	112.497	114.719	114.719	114.719
Real estate appraisal services.....		531320-1	12/95	120.279	120.240	122.615	122.615	122.615
Automotive equipment rental and leasing.....	5321		06/01	149.177	148.353	141.064	142.171	149.693
Passenger car rental and leasing.....	53211		12/03	133.111	132.291	122.345	124.024	134.460
Passenger car rental.....	532111		12/91	195.376	194.173	179.575	182.039	197.356
Primary services.....		532111-P	12/91	194.377	193.179	178.656	181.107	196.346
Standard passenger car rental.....		532111-2	12/91	180.038	178.322	159.602	162.193	181.069
Passenger car rental for business travel.....		532111-211	12/98	93.086	96.995	83.947	84.634	92.062
Passenger car rental for leisure travel.....		532111-221	12/98	179.552	174.541	158.188	161.223	181.651
Replacement passenger car rental.....		532111-3	12/91	275.644	276.507	278.140	280.261	281.783
Truck, utility trailer and RV rental and leasing.....	53212		12/03	140.997	140.387	140.367	140.035	139.713
Truck, utility trailer, and RV rental and leasing.....	532120		06/91	161.844	161.145	161.122	160.742	160.372
Primary services.....		532120-P	06/91	158.653	157.804	157.778	157.216	156.809
Rental of trucks, truck trailers, RVs.....		532120-1	06/91	165.031	162.903	162.914	160.490	160.042
Leasing of trucks, truck trailers, and RVs.....		532120-4	06/91	146.589	146.500	146.454	146.959	146.596
Other receipts.....		532120-SM	06/91	175.612	176.345	176.352	177.681	177.686
Other heavy machinery rental and leasing.....	532412		12/03	138.749	138.980	139.068	137.901	138.535
Primary services.....		532412-P	12/03	121.236	121.482	121.575	120.330	120.939
Construction equipment rental and leasing.....		532412-1	12/03	131.520	131.897	132.041	130.132	131.066
Oilfield and well drilling equipment rental and leasing.....		532412-2	12/03	99.554	99.554	99.554	99.554	99.554
Other receipts.....		532412-SM	12/03	211.915	211.915	211.915	211.946	212.468
Legal services.....	5411		12/96	273.104	273.508	283.945	287.446	286.835
Offices of lawyers.....	54111		12/96	273.104	273.508	283.945	287.446	286.835
Offices of lawyers.....	541110		12/96	273.104	273.508	283.945	287.446	286.835
Primary services.....		541110-P	12/96	272.268	272.671	283.075	286.566	285.956
Labor and employment legal services.....		541110-A	12/14	129.265	129.460	131.752	132.464	131.691
Other legal services.....		541110-C	12/14	121.054	121.054	121.683	121.683	121.683
Real estate legal services.....		541110-2	12/96	261.942	263.328	269.854	272.203	271.975
Civil negligence legal services.....		541110-3	12/96	208.510	208.665	216.673	218.115	218.218
Defendant representation.....		541110-301	12/96	262.582	262.582	271.608	274.545	274.545
Plaintiff representation.....		541110-302	12/96	146.285	146.542	152.964	153.125	153.296
Wills, estate planning, and probate.....		541110-6	12/96	245.708	245.708	247.393	247.393	247.393
Business and commercial legal services.....		541110-9	12/14	157.234	157.494	166.525	169.944	169.346
Tax legal services.....		541110-901	12/14	177.084	177.058	188.068	188.815	188.815
Intellectual property legal services.....		541110-902	12/14	151.436	149.895	158.068	158.786	157.822
Bankruptcy and other business and commercial legal services.....		541110-903	12/14	157.175	157.840	166.935	171.084	170.532
Offices of certified public accountants.....	541211		12/03	143.937	142.939	147.372	149.527	149.489
Primary services.....		541211-P	12/03	147.131	146.591	151.325	153.280	153.234
Other accounting services.....		541211-A	12/08	128.198	123.729	127.024	126.314	126.454
Financial auditing.....		541211-4	06/95	182.368	183.039	191.160	191.415	191.221
Tax preparation and planning.....		541211-5	06/95	184.837	184.915	188.271	194.969	194.835
Bookkeeping and compilation.....		541211-9	12/08	141.211	141.745	147.729	149.934	150.437
Other accounting services.....	541219		12/03	152.103	155.079	166.400	166.400	166.400
Primary services.....		541219-P	12/03	152.258	155.238	166.569	166.569	166.569
Other accounting services (non-CPA firms).....		541219-1	12/03	152.258	155.238	166.569	166.569	166.569
Architectural, engineering and related services.....	5413		12/96	190.582	190.590	192.497	192.614	192.646
Architectural services.....	54131		12/03	126.669	126.700	127.312	127.367	127.385
Architectural services.....	541310		12/96	152.953	152.991	153.731	153.797	153.818
Primary services.....		541310-P	12/96	156.481	156.524	157.367	157.443	157.467
Residential building projects.....		541310-1	12/96	175.211	175.211	175.908	175.908	175.908
Nonresidential building projects.....		541310-7	12/10	114.276	114.319	115.023	115.098	115.122
Commercial and industrial building projects.....		541310-71	09/19	106.021	106.086	106.525	106.616	106.616
Institutional building projects.....		541310-72	09/19	108.429	108.455	109.380	109.446	109.489
Other architectural services, incl. historic restoration & architectural consulting services.....		541310-8	12/10	146.292	146.292	146.292	146.292	146.292
Engineering services.....	54133		12/03	156.883	156.885	158.584	158.685	158.712
Engineering services.....	541330		12/96	198.055	198.057	200.203	200.331	200.365
Primary services.....		541330-P	12/96	200.042	200.044	202.422	202.562	202.599
Building related engineering projects.....		541330-1	12/96	179.300	179.300	179.619	179.642	179.642
Residential building engineering projects.....		541330-101	12/09	108.526	108.526	108.526	108.526	108.526

See footnotes at end of table.

Table 11. Producer price indexes for net output of selected industries and their products, not seasonally adjusted — Continued
 [March 2024]

Title ¹	Industry code	Product code	Index base	Unadjusted index ²				
				Nov. 2023	Dec. 2023 ^P	Jan. 2024 ^P	Feb. 2024 ^P	Mar. 2024 ^P
Engineering services - Continued								
Commercial, public, and institutional building engineering projects.....		541330-102	12/09	133.693	133.695	134.766	134.822	134.822
Industrial and manufacturing plant and process engineering projects.....		541330-103	12/09	127.523	127.523	127.379	127.379	127.379
Non-building related engineering projects.....		541330-2	12/96	212.747	212.749	216.659	216.885	216.950
Transportation engineering projects.....		541330-201	12/09	135.764	135.769	137.869	137.987	137.987
Highway and roadway engineering projects.....		541330-20101	12/09	130.773	130.778	132.333	132.440	132.440
Other transportation engineering projects, including mass transit engineering projects.....		541330-20102	12/09	142.916	142.922	145.943	146.077	146.077
Municipal utility and power generation and distribution engineering projects.....		541330-202	12/09	144.997	144.997	148.132	148.678	148.678
All other non-building related engineering projects.....		541330-203	12/09	154.308	154.308	157.173	157.173	157.267
Other receipts.....		541330-SM	12/96	180.208	180.215	180.215	180.232	180.237
Management and technical consulting services.....	5416		06/06	131.045	131.742	131.645	131.672	131.932
Management consulting services.....	54161		06/06	131.045	131.743	131.645	131.673	131.932
Management consulting services.....	541610		06/06	132.031	132.973	133.035	132.900	133.126
Primary services.....		541610-P	06/06	133.027	134.185	134.388	134.110	134.306
Administrative and general management consulting services.....		541610-1	06/06	153.146	155.504	155.536	155.568	155.636
Marketing consulting services.....		541610-3	06/06	67.394	67.395	67.389	67.400	67.385
Process, physical distribution and logistics consulting services.....		541610-4	06/06	123.144	122.295	124.045	120.761	122.545
Human resources consulting services.....		541610-5	06/06	118.909	118.656	119.037	119.014	119.074
Advertising agencies.....	54181		12/03	123.790	123.829	123.800	123.783	123.781
Advertising agencies.....	541810		06/95	150.061	150.109	150.073	150.053	150.051
Primary services.....		541810-P	06/95	153.027	153.080	153.041	153.019	153.016
Advertising agency services.....		541810-4	09/21	109.195	109.232	109.204	109.188	109.187
Advertising creative services billed separately.....		541810-401	06/95	142.505	142.824	142.664	142.664	142.664
Advertising placement services, including bundled placement and creative services.....		541810-402	06/95	162.889	162.835	162.842	162.805	162.802
Other advertising services billed separately.....		541810-403	12/08	102.598	102.598	102.598	102.598	102.598
Employment services.....	5613		12/96	160.539	160.948	160.892	160.053	159.920
Employee leasing services.....	56133		12/03	131.015	131.015	131.015	131.015	131.015
Professional employer organizations.....	561330		12/03	131.015	131.015	131.015	131.015	131.015
Primary services.....		561330-P	06/94	169.457	169.457	169.457	169.457	169.457
Co-employment staffing.....		561330-1	06/94	169.457	169.457	169.457	169.457	169.457
Staffing services (except PEOs).....	56138		12/10	136.785	137.398	137.314	136.056	135.858
Staffing services (except PEOs).....	561380		12/10	136.774	137.388	137.303	136.046	135.847
Primary services.....		561380-P	12/10	137.610	138.235	138.148	136.868	136.666
Temporary help services.....		561380-1	06/94	180.067	180.743	180.580	180.990	180.820
Temporary help services, office and clerical.....		561380-101	06/94	191.983	191.653	191.484	189.533	188.649
Temporary help services, light and heavy industrial.....		561380-102	06/94	188.104	188.870	189.446	191.891	191.621
Temporary help services, technical and professional.....		561380-103	06/94	102.630	103.765	103.821	104.282	104.855
Temporary help services, medical.....		561380-104	06/94	186.197	185.041	181.559	181.651	178.007
Temporary help services, other.....		561380-105	06/94	184.043	183.701	183.762	180.656	181.228
Employment placement services.....		561380-2	12/03	143.781	144.889	145.524	122.098	122.051
Executive search services.....		561380-3	12/06	109.420	111.953	111.477	111.154	108.671
Travel agencies.....	56151		12/03	107.146	106.818	106.504	106.653	106.309
Travel agencies.....	561510		12/89	120.046	119.678	119.325	119.493	119.106
Primary services.....		561510-P	12/89	119.315	118.770	118.248	118.495	117.923
Flight bookings.....		561510-1	12/89	94.872	94.495	94.280	94.006	93.420
Domestic flight bookings.....		561510-111	12/89	91.294	91.079	89.458	88.785	88.785
International flight bookings.....		561510-112	12/89	71.470	71.093	71.811	71.858	71.066
Other travel agency services, except flight bookings.....		561510-2	12/89	174.910	174.047	173.050	173.956	173.269
Hotel and car rental bookings.....		561510-211	12/89	173.619	173.422	171.050	171.286	171.050
Hotel bookings.....		561510-2111	12/11	102.736	102.626	101.251	101.394	101.254
Car rental bookings.....		561510-2112	12/11	120.369	118.903	110.861	110.271	110.156
Cruise and tour bookings.....		561510-222	06/02	111.722	110.034	109.049	110.809	109.501
Cruise bookings.....		561510-2221	12/11	117.217	115.347	114.651	117.050	115.417
Packaged tour bookings.....		561510-2222	12/11	83.786	82.895	80.885	80.127	80.127
All other travel agency services.....		561510-233	06/02	135.154	135.154	135.154	135.154	135.154
Security guards and patrol services.....	561612		12/04	162.452	166.294	170.969	171.936	171.714
Primary services.....		561612-P	12/04	162.256	166.093	170.762	171.728	171.506
Security guard services.....		561612-1	12/04	162.256	166.093	170.762	171.728	171.506
Janitorial services.....	56172		12/03	135.084	135.141	136.020	136.020	136.020
Janitorial services.....	561720		12/94	159.796	159.862	160.903	160.903	160.903
Primary services.....		561720-P	12/94	160.733	160.803	161.894	161.894	161.894
Janitorial cleaning services.....		561720-5	12/94	160.733	160.803	161.894	161.894	161.894

See footnotes at end of table.

Table 11. Producer price indexes for net output of selected industries and their products, not seasonally adjusted — Continued
 [March 2024]

Title ¹	Industry code	Product code	Index base	Unadjusted index ²				
				Nov. 2023	Dec. 2023 ^P	Jan. 2024 ^P	Feb. 2024 ^P	Mar. 2024 ^P
Janitorial services - Continued								
Nonresidential cleaning services.....		561720-51	06/03	133.184	133.247	134.232	134.232	134.232
Residential cleaning services.....		561720-52	06/03	166.937	166.937	166.937	166.937	166.937
Waste collection.....	5621		12/03	186.801	185.050	185.392	184.482	188.581
Waste collection.....	56211		12/03	186.802	185.051	185.393	184.482	188.582
Solid waste collection.....	562111		12/03	186.818	185.067	185.407	184.497	188.595
Primary services.....		562111-P	06/93	258.788	256.330	257.179	255.712	261.828
Solid waste collection services.....		562111-2	06/93	258.788	256.330	257.179	255.712	261.828
Offices of physicians.....	6211		12/96	144.249	144.354	146.314	146.262	146.262
Offices of physicians.....	62111		12/96	144.249	144.354	146.314	146.262	146.262
Offices of physicians, except mental health.....	621111		12/93	155.453	155.566	157.678	157.622	157.622
Primary services.....		621111-P	12/93	156.129	156.246	158.422	158.365	158.365
One and two physician practices and single specialty group practices.....		621111-4	12/93	149.185	149.367	148.696	148.509	148.509
General/family practice.....		621111-411	12/93	166.419	166.443	166.301	166.301	166.301
Internal medicine.....		621111-412	12/99	132.131	132.131	131.175	130.481	130.481
General surgery and other surgical specialties.....		621111-413	12/99	116.901	116.901	116.156	116.155	116.155
Pediatrics.....		621111-414	12/93	249.128	249.128	249.102	249.102	249.102
Obstetrics/gynecology.....		621111-415	12/93	149.237	149.237	149.237	149.237	149.237
Other specialty.....		621111-419	12/99	127.455	128.091	127.202	127.188	127.188
Multispecialty group practice.....		621111-5	12/93	184.736	184.690	194.479	194.757	194.757
Offices of dentists.....	6212		06/10	131.537	131.537	131.904	134.436	134.168
Offices of dentists.....	62121		06/10	131.537	131.537	131.904	134.436	134.168
Offices of dentists.....	621210		06/10	131.540	131.540	131.907	134.439	134.171
Primary services.....		621210-P	06/10	131.733	131.733	132.104	134.658	134.388
Dental visits and consultations.....		621210-1	06/10	143.600	143.600	143.756	146.221	145.348
Private insurance patients: dental visits and consultations.....		621210-11	06/14	132.725	132.725	132.725	134.770	134.770
Medicare, Medicaid and all other patients: dental visits and consultations.....		621210-12	06/14	129.920	129.920	130.266	132.830	130.885
Dental surgical intervention services.....		621210-2	06/10	117.588	117.588	117.767	121.785	121.785
Private insurance patients: dental surgical intervention services.....		621210-21	06/14	114.204	114.204	114.509	116.040	116.040
Medicare, Medicaid and all other patients: dental surgical intervention services..		621210-22	06/14	112.477	112.477	112.477	119.437	119.437
Dental non-surgical intervention services.....		621210-3	06/10	128.586	128.586	129.154	131.331	131.368
Private insurance patients: dental non-surgical intervention services.....		621210-31	06/14	113.445	113.445	113.800	116.282	116.342
Medicare, Medicaid and all other patients: dental non-surgical intervention services.....		621210-32	06/14	129.202	129.202	129.974	131.388	131.388
Medical and diagnostic laboratories.....	6215		12/03	103.836	103.836	104.092	104.129	103.853
Medical and diagnostic laboratories.....	62151		12/03	103.836	103.836	104.092	104.129	103.853
Medical laboratories.....	621511		12/03	100.835	100.835	100.816	100.872	100.938
Primary services.....		621511-P	06/94	119.960	119.960	119.938	120.004	120.082
Medical laboratory services.....		621511-2	06/94	119.960	119.960	119.938	120.004	120.082
Medicare patients.....		621511-23	06/14	79.422	79.422	79.534	79.534	79.534
Medicaid patients.....		621511-24	06/14	95.625	95.625	95.625	95.625	95.625
Private insurance patients.....		621511-25	06/14	98.102	98.102	98.057	98.057	98.057
All other patients.....		621511-26	06/14	103.207	103.207	103.207	103.532	103.910
Diagnostic imaging centers.....	621512		12/03	108.034	108.034	108.829	108.829	107.881
Primary services.....		621512-P	06/94	113.359	113.359	114.194	114.194	113.198
Diagnostic imaging services.....		621512-4	06/94	113.359	113.359	114.194	114.194	113.198
Medicare and Medicaid patients.....		621512-41	06/14	92.039	92.039	91.448	91.448	91.448
Private insurance and all other patients.....		621512-42	06/14	104.917	104.917	106.139	106.139	104.931
Home health care services.....	6216		12/96	163.684	163.684	164.545	164.545	164.545
Home health care services.....	62161		12/96	163.684	163.684	164.545	164.545	164.545
Home health care services.....	621610		12/96	163.754	163.754	164.614	164.614	164.614
Primary services.....		621610-P	12/96	157.778	157.778	158.557	158.557	158.557
Medicare and Medicaid patients.....		621610-3	12/03	133.252	133.252	133.839	133.839	133.839
Medicare patients.....		621610-31	12/96	139.880	139.880	139.815	139.815	139.815
Medicaid patients.....		621610-32	12/03	147.398	147.398	148.578	148.578	148.578
Private insurance and all other patients.....		621610-4	12/03	155.250	155.250	156.220	156.220	156.220
Private insurance patients.....		621610-41	06/14	112.620	112.620	112.620	112.620	112.620
All other patients.....		621610-42	06/14	154.852	154.852	155.933	155.933	155.933
Other receipts.....		621610-SM	12/96	300.270	300.270	303.240	303.240	303.236
All other ambulatory health care services.....	62199		06/06	133.567	134.440	135.558	135.938	136.161
Blood and organ banks.....	621991		06/06	133.561	134.434	135.552	135.932	136.155
Primary services.....		621991-P	06/06	132.019	132.894	133.967	134.253	134.461
Human blood services.....		621991-1	06/06	118.488	119.086	119.598	119.503	119.650

See footnotes at end of table.

Table 11. Producer price indexes for net output of selected industries and their products, not seasonally adjusted — Continued
 [March 2024]

Title ¹	Industry code	Product code	Index base	Unadjusted index ²				
				Nov. 2023	Dec. 2023 ^P	Jan. 2024 ^P	Feb. 2024 ^P	Mar. 2024 ^P
Blood and organ banks - Continued								
Human red blood and whole blood services.....		621991-12	06/06	115.598	116.037	117.318	116.990	117.684
Human blood plasma services.....		621991-13	06/06	117.733	118.545	118.458	118.326	118.092
Human blood platelet and other blood services.....		621991-14	06/06	134.400	134.708	135.311	135.933	135.981
Human organ, bone, tissue, and other bank services.....		621991-2	06/06	188.460	190.361	193.459	195.092	195.528
Other receipts.....		621991-SM	06/06	155.276	155.688	158.625	163.545	164.420
Hospitals.....	622		12/92	231.668	231.350	234.151	234.815	234.859
General medical and surgical hospitals.....	6221		12/03	168.369	168.147	170.279	170.752	170.787
General medical and surgical hospitals.....	62211		12/03	168.341	168.120	170.251	170.724	170.759
General medical and surgical hospitals.....	622110		12/92	232.373	232.068	235.009	235.662	235.710
Primary services.....		622110-P	12/92	240.219	239.886	243.098	243.811	243.861
Certain infectious and parasitic diseases.....		622110-201	06/08	131.960	131.960	136.132	136.132	136.132
Neoplasms.....		622110-202	12/17	132.577	132.621	135.093	135.340	135.340
Diseases of the blood & blood-forming organs & certain disorders involving the immune mechanism.....		622110-203	12/17	128.341	135.650	134.998	135.146	135.146
Endocrine, nutritional and metabolic diseases.....		622110-204	12/17	107.469	107.469	110.336	110.336	110.336
Mental and behavioural disorders.....		622110-205	12/17	123.724	123.724	137.209	137.209	137.209
Diseases of the nervous system.....		622110-206	12/17	113.892	110.901	111.898	111.898	111.898
Diseases of the circulatory system.....		622110-209	06/08	135.288	134.759	136.141	136.159	136.094
Diseases of the respiratory system.....		622110-210	12/17	120.450	120.904	121.075	121.084	121.084
Diseases of the digestive system.....		622110-211	06/08	154.996	154.988	156.487	157.807	157.807
Diseases of the skin and subcutaneous tissue.....		622110-212	06/08	120.718	120.718	120.938	120.688	120.688
Diseases of the musculoskeletal system and connective tissue.....		622110-213	06/08	153.636	152.854	153.349	153.279	153.663
Diseases of the genitourinary system.....		622110-214	12/17	114.118	113.784	115.208	115.381	115.379
Pregnancy, childbirth and the puerperium.....		622110-215	06/08	179.794	183.594	185.796	185.951	185.951
Certain conditions originating in the perinatal period.....		622110-216	06/08	153.067	153.101	153.101	153.191	153.191
Symptoms, signs and abnormal clinical and laboratory findings, not elsewhere classified.....		622110-218	12/17	120.644	120.886	120.591	120.056	120.056
Injury, poisoning and certain other consequences of external causes.....		622110-219	12/17	113.602	113.602	115.073	115.820	115.820
Factors influencing health status and contact with health services.....		622110-221	12/17	118.133	118.106	118.448	120.297	120.297
Other diseases.....		622110-223	12/17	115.297	114.904	116.238	116.615	116.615
Psychiatric and substance abuse hospitals.....	6222		12/03	172.770	172.770	172.414	172.414	172.414
Psychiatric and substance abuse hospitals.....	62221		12/03	172.770	172.770	172.414	172.414	172.414
Psychiatric and substance abuse hospitals.....	622210		12/92	203.534	203.534	203.114	203.114	203.114
Primary services.....		622210-P	12/92	203.524	203.524	203.104	203.104	203.104
Psychiatric hospitals.....		622210-3	12/92	210.685	210.685	209.489	209.489	209.489
Medicare patients: psychiatric hospitals.....		622210-31	06/14	122.416	122.416	122.045	122.045	122.045
Medicaid patients: psychiatric hospitals.....		622210-32	06/14	161.745	161.745	163.152	163.152	163.152
Private insurance and all other patients: psychiatric hospitals.....		622210-33	06/14	131.209	131.209	129.647	129.647	129.647
Other specialty hospitals.....	6223		12/03	170.849	170.227	171.438	172.443	172.443
Other specialty hospitals.....	62231		12/03	170.849	170.227	171.438	172.443	172.443
Other specialty hospitals.....	622310		12/92	256.120	255.186	257.003	258.512	258.512
Primary services.....		622310-P	12/92	294.727	293.534	295.856	297.785	297.785
Specialty, except psychiatric and substance abuse, hospitals.....		622310-6	12/92	294.727	293.534	295.856	297.785	297.785
Medicare patients.....		622310-61	06/14	118.311	117.874	118.774	119.232	119.232
Medicaid patients.....		622310-62	06/14	136.939	138.192	139.384	140.979	140.979
Private insurance and all other patients.....		622310-63	06/14	109.983	109.190	110.057	110.844	110.844
Nursing care facilities.....	6231		12/03	180.141	182.298	182.870	182.663	182.601
Nursing care facilities.....	62311		12/03	180.140	182.297	182.870	182.662	182.601
Nursing care facilities.....	623110		12/94	273.296	276.575	277.443	277.128	277.035
Primary services.....		623110-P	12/94	275.233	275.258	276.175	275.843	275.750
Medicare and Medicaid patients.....		623110-1	12/94	266.625	266.576	266.894	266.776	267.056
Medicaid patients.....		623110-101	06/12	153.639	153.594	153.888	153.779	154.037
Medicare patients.....		623110-102	06/12	122.674	122.674	122.674	122.674	122.674
Private insurance and all other patients.....		623110-3	12/94	290.555	290.682	292.453	291.816	291.200
Private insurance patients.....		623110-301	06/14	105.795	105.795	105.795	105.795	105.795
All other patients.....		623110-302	06/14	136.840	136.912	137.915	137.554	137.205
Residential developmental disability homes.....	62321		12/03	230.949	231.052	235.954	236.125	236.125
Residential developmental disability homes.....	623210		12/03	230.940	231.043	235.946	236.117	236.117
Primary services.....		623210-P	12/03	229.097	229.216	234.868	235.065	235.065
Residential intellectual and developmental disability services.....		623210-1	12/03	229.097	229.216	234.868	235.065	235.065
Medicaid patients.....		623210-11	06/14	148.069	148.166	149.112	149.272	149.272
Non-Medicaid patients.....		623210-12	06/14	156.714	156.714	171.735	171.735	171.735
Amusement and theme parks.....	7131		06/06	219.416	223.861	215.584	221.647	225.227

See footnotes at end of table.

Table 11. Producer price indexes for net output of selected industries and their products, not seasonally adjusted — Continued
 [March 2024]

Title ¹	Industry code	Product code	Index base	Unadjusted index ²				
				Nov. 2023	Dec. 2023 ^P	Jan. 2024 ^P	Feb. 2024 ^P	Mar. 2024 ^P
Amusement and theme parks.....	71311		06/06	219.075	223.513	215.249	221.302	224.877
Amusement and theme parks.....	713110		06/06	219.061	223.500	215.233	221.288	224.860
Primary services.....		713110-P	06/06	214.224	218.808	209.838	216.187	219.150
Amusement and theme park admissions.....		713110-1	06/06	233.361	240.401	226.069	233.889	237.689
Amusement and theme park food and beverage sales.....		713110-2	06/06	208.599	208.599	208.628	208.628	208.627
Amusement and theme park merchandise sales, games, and other services.....		713110-3	06/06	136.823	136.823	142.339	161.877	169.467
Other receipts.....		713110-SM	06/06	281.819	282.727	289.596	288.924	304.010
Golf courses and country clubs.....	71391		12/05	161.712	163.352	167.247	167.902	168.427
Golf courses and country clubs.....	713910		12/05	161.714	163.354	167.249	167.903	168.429
Primary services.....		713910-P	12/05	161.919	163.646	167.746	168.434	168.987
Membership dues and fees.....		713910-1	12/05	172.564	172.564	179.962	179.962	179.962
Greens and guest fees.....		713910-2	12/05	137.888	143.559	144.915	143.521	145.675
Food and beverage sales.....		713910-3	12/05	177.180	178.492	178.492	183.564	183.564
Equipment rentals and all other golf services.....		713910-4	12/05	137.075	137.075	139.590	139.590	139.590
Fitness and recreational sports centers.....	71394		12/04	117.716	120.210	120.854	119.717	121.806
Fitness and recreational sports centers.....	713940		12/04	117.719	120.214	120.857	119.720	121.809
Primary services.....		713940-P	12/04	113.389	116.115	116.555	115.313	117.595
Fitness and recreational facility memberships.....		713940-1	12/04	102.604	106.133	106.616	105.008	107.963
Recreational facility admissions, classes, and other fitness center services.....		713940-2	12/04	149.994	149.994	150.288	150.288	150.288
Other receipts.....		713940-SM	12/04	134.673	134.673	136.995	136.995	136.995
Accommodation.....	721		12/96	191.090	188.579	189.183	191.480	193.110
Accommodation.....	7211		12/96	191.090	188.579	189.183	191.481	193.110
Hotels (exc casino hotels) and motels.....	72111		12/03	166.901	165.428	166.493	166.901	169.742
Hotels and motels, except casino hotels.....	721110		12/03	166.913	165.438	166.503	166.912	169.754
Primary services.....		721110-P	12/03	169.231	167.699	168.739	169.185	172.112
Guestroom rental.....		721110-1	12/03	171.654	169.678	170.662	170.794	174.721
Limited service hotels and motels guestroom rental.....		721110-101	06/93	190.295	182.238	174.303	190.347	196.715
Full service hotels and motels guestroom rental.....		721110-102	06/93	264.807	252.137	226.618	227.598	241.628
Luxury and resort hotels guestroom rental.....		721110-103	06/93	253.113	266.326	307.597	295.126	289.654
Hotel and motel food and beverage and related services.....		721110-2	12/03	157.098	157.197	158.338	159.027	159.275
Hotel and motel food and nonalcoholic beverage and related services.....		721110-201	12/03	153.331	153.333	154.685	155.514	155.812
Hotel and motel alcoholic beverage and related services.....		721110-202	12/03	176.833	177.412	177.512	177.512	177.512
Other hotel and motel services.....		721110-5	12/10	159.802	159.779	161.241	165.213	161.963
Other receipts.....		721110-SM1	12/10	178.708	180.279	184.656	182.487	181.680
Casino hotels.....	72112		12/03	135.607	132.179	131.376	136.664	134.572
Casino hotels.....	721120		12/03	135.586	132.158	131.355	136.643	134.551
Primary services.....		721120-P	12/03	136.998	133.324	132.526	138.222	136.119
Casino hotel guestroom rental.....		721120-1	06/01	165.814	134.953	136.429	167.853	139.713
Casino hotel food and beverage and related services.....		721120-2	12/03	227.044	227.271	228.266	228.718	234.267
Casino hotel food and nonalcoholic beverage and related services.....		721120-201	12/03	205.168	205.161	205.161	205.161	208.886
Casino hotel alcoholic beverage and related services.....		721120-202	12/03	289.472	290.406	294.402	296.219	307.205
Casino gaming receipts.....		721120-5	06/01	114.375	116.385	114.481	114.720	117.534
Other casino hotel services.....		721120-6	06/11	109.225	109.225	114.655	120.836	120.836
Other receipts.....		721120-SM1	06/11	152.092	168.861	166.655	137.948	134.624
Commercial machinery repair and maintenance.....	8113		06/06	191.369	191.959	196.156	195.958	195.961
Commercial machinery repair and maintenance.....	81131		06/06	191.391	191.981	196.178	195.980	195.984
Commercial machinery repair and maintenance.....	811310		06/06	191.320	191.910	196.106	195.908	195.911
Primary services.....		811310-P	06/06	173.353	173.907	177.509	177.323	177.323
Maintenance and repair services for agricultural, construction, and mining machinery.....		811310-5	12/13	170.070	171.253	173.092	173.092	173.092
Maintenance and repair services for commercial and service industry machinery.....		811310-6	12/13	149.009	149.009	154.060	154.060	154.060
Maintenance and repair services for industrial machinery.....		811310-7	12/13	124.631	125.104	127.204	127.204	127.204
Maintenance and repair services for general purpose machinery.....		811310-8	12/13	139.151	139.151	142.848	141.554	141.554
Special indexes								
New nonresidential building construction by contractor type/region.....	236400		02/14	159.978	160.014	160.450	160.406	160.418
General contractors.....		236400-1	02/14	156.820	156.727	157.219	157.137	157.356
General contractors, Northeast.....		236400-11	02/14	146.545	146.572	146.950	146.542	146.461
General contractors, South.....		236400-12	02/14	160.862	160.845	161.075	161.058	161.637
General contractors, Midwest.....		236400-13	02/14	144.986	144.715	145.740	145.704	145.706
General contractors, West.....		236400-14	02/14	168.482	168.362	168.827	168.823	168.924
Plumbing, heating, and air conditioning contractors.....		236400-221	02/14	151.126	150.727	151.174	151.051	149.384
Plumbing, heating, and air conditioning contractors, Northeast.....		236400-2211	02/14	176.734	176.004	176.596	176.596	176.830
Plumbing, heating, and air conditioning contractors, South.....		236400-2212	02/14	148.049	148.449	149.207	149.211	145.074

See footnotes at end of table.

Table 11. Producer price indexes for net output of selected industries and their products, not seasonally adjusted — Continued
 [March 2024]

Title ¹	Industry code	Product code	Index base	Unadjusted index ²				
				Nov. 2023	Dec. 2023 ^p	Jan. 2024 ^p	Feb. 2024 ^p	Mar. 2024 ^p
New nonresidential building construction by contractor type/region - Continued								
Plumbing, heating, and air conditioning contractors, Midwest.....		236400-2213	02/14	138.892	138.584	139.901	139.833	139.833
Plumbing, heating, and air conditioning contractors, West.....		236400-2214	02/14	144.690	143.375	142.495	142.050	140.714
Electrical contractors.....		236400-222	02/14	177.739	177.841	177.449	177.784	177.851
Electrical contractors, Northeast.....		236400-2221	02/14	182.756	182.715	182.548	183.269	184.226
Electrical contractors, South.....		236400-2222	02/14	175.850	175.850	174.952	175.054	175.054
Electrical contractors, Midwest.....		236400-2223	02/14	165.216	165.703	166.987	167.180	166.607
Electrical contractors, West.....		236400-2224	02/14	187.257	187.276	185.980	186.481	186.531
Roofing contractors.....		236400-223	02/14	179.798	179.643	179.450	179.419	179.278
Roofing contractors, Northeast.....		236400-2231	02/14	158.333	158.054	156.811	156.811	156.811
Roofing contractors, South.....		236400-2232	02/14	204.971	204.441	-	-	-
Roofing contractors, Midwest.....		236400-2233	02/14	175.508	175.508	178.381	178.381	178.381
Roofing contractors, West.....		236400-2234	02/14	160.400	160.510	159.964	159.823	159.745
Poured concrete foundation and structure contractors.....		236400-224	02/14	164.973	165.142	166.648	166.209	166.573
Poured concrete foundation and structure contractors, Northeast.....		236400-2241	02/14	154.728	154.978	156.019	156.056	156.253
Poured concrete foundation and structure contractors, South.....		236400-2242	02/14	178.692	178.469	179.730	178.513	178.794
Poured concrete foundation and structure contractors, Midwest.....		236400-2243	02/14	156.400	156.446	159.494	159.486	159.929
Poured concrete foundation and structure contractors, West.....		236400-2244	02/14	160.004	160.733	161.434	161.434	161.905
New nonresidential building construction by region.....	236500		02/14	160.250	160.288	160.708	160.670	160.775
New nonresidential building construction, Northeast.....		236500-1	02/14	167.755	168.297	168.289	168.226	169.200
New nonresidential building construction, South.....		236500-2	02/14	158.568	158.611	158.843	158.754	158.629
New nonresidential building construction, Midwest.....		236500-3	02/14	151.976	151.845	153.244	153.285	153.377
New nonresidential building construction, West.....		236500-4	02/14	164.480	164.343	164.571	164.557	164.470
Nonresidential building maintenance & repair.....	2381MR		04/09	147.449	147.478	147.894	147.899	148.723
General medical and surgical hospitals by patient type.....	62211A							
Medicare patients.....		62211A-2	12/92	195.146	195.215	196.298	196.269	196.269
Medicaid patients.....		62211A-4	12/92	151.706	151.706	160.285	160.285	160.285
Private insurance and all other patients.....		62211A-6	12/92	306.786	305.856	308.701	310.339	310.461
Private insurance patients.....		62211A-61	06/14	134.529	134.080	135.293	136.101	136.165
All other patients.....		62211A-62	06/14	127.019	126.947	128.378	128.387	128.359
Premiums for property and casualty insurance ³	924126		06/98	170.112	170.332	170.792	171.360	171.610
Primary services.....		924126-P	06/98	170.276	170.496	170.956	171.525	171.775
Premiums for private passenger auto insurance.....		924126-1	06/98	208.447	208.709	209.689	210.433	210.631
Premiums for homeowner's insurance.....		924126-2	06/98	237.330	237.660	237.686	239.496	240.520
Premiums for commercial auto insurance.....		924126-3	06/98	121.129	121.129	121.637	121.822	122.059
Premiums for non-auto liability insurance.....		924126-4	06/98	125.280	125.954	125.970	125.970	126.092
Premiums for medical malpractice insurance.....		924126-402	06/98	119.025	119.025	118.258	118.258	118.258
Premiums for product and other non-auto liability insurance.....		924126-403	06/98	126.160	126.954	127.109	127.109	127.253
Premiums for commercial multiple peril insurance.....		924126-5	06/98	142.791	142.791	142.791	142.791	143.012
Premiums for worker's compensation insurance.....		924126-6	06/98	96.728	96.728	96.384	96.384	96.384
Premiums for other property and casualty insurance.....		924126-7	12/03	119.530	119.530	120.113	120.469	120.460

¹ Industry and product class indexes may include products not shown separately.

² All indexes are subject to revision for 4 months after their originally scheduled publication to incorporate late reports and corrections by survey respondents.

³ The special index for 924126, in which prices reflect premiums only, contrasts with the index shown elsewhere in this table for NAICS 524126, where prices reflect premiums plus the amount of investment income earned on the invested portion of the premium.

^p Preliminary

"-" Data not available.

n.e.c. = Not elsewhere classified.

NOTE: Titles of some industries and products are not shown in this table because they fail to meet our publication criteria.

Table 12. Producer price index percentage changes for the net output of selected industries and their products, not seasonally adjusted
 [March 2024]

Title ¹	Industry code	Product code	Unadjusted 12-month percent change ²	Unadjusted 1-month percent change ²				
				Mar. 2023 to Mar. 2024 ^P	Oct. to Nov.	Nov. to Dec. ^P	Dec. to Jan. ^P	Jan. to Feb. ^P
Logging.....	1133		-2.3	-1.1	-0.1	0.0	-0.5	0.1
Logging.....	11331		-2.3	-1.1	-0.1	0.0	-0.5	0.1
Logging.....	113310		-2.3	-1.1	-0.1	0.0	-0.5	0.1
Primary products.....		113310-P	-2.3	-1.1	-0.1	0.0	-0.5	0.1
Secondary products and miscellaneous receipts.....		113310-SM						
Mining								
Total mining industries.....			-1.0	-2.9	-4.1	3.9	-0.8	-3.2
Oil and gas extraction.....	211		-4.1	-6.0	-7.6	6.8	-1.6	-6.9
Oil and gas extraction.....	2111		-4.1	-6.0	-7.6	6.8	-1.6	-6.9
Crude petroleum and natural gas extraction.....	211111		-3.6	-6.9	-8.6	7.1	-2.0	-6.3
Primary products.....		211111-P	-3.6	-6.9	-8.6	7.1	-2.0	-6.3
Crude petroleum.....		211111-1	6.1	-9.6	-10.6	4.4	5.5	-0.8
Natural gas (from the wellhead).....		211111-3	-44.9	8.2	0.2	18.0	-29.0	-35.8
Natural gas liquids extraction.....	211112		-7.7	0.5	-0.1	4.4	0.8	-10.5
Primary products.....		211112-P	-7.7	0.5	-0.1	4.4	0.8	-10.5
Natural gas liquids.....		211112-1	0.7	-5.5	-0.3	3.6	4.4	-0.7
Isopentane and natural gasoline.....		211112-11	10.1	-8.4	-7.7	2.7	9.2	13.6
Propane.....		211112-12	-0.3	-8.7	12.6	11.8	22.7	-12.7
Butane.....		211112-13	-4.2	11.0	10.6	-0.9	1.9	-5.4
Plant condensate, ethane, gas mixtures, and other natural gas liquids.....		211112-14	-0.8	-6.9	-4.0	2.5	-2.9	1.1
Residue gas shipped from natural gas liquids plants.....		211112-3	-37.3	23.2	0.4	6.8	-9.4	-42.5
Mining (except oil & gas).....	212		4.0	1.8	0.1	0.9	0.3	2.8
Coal mining.....	2121		1.2	2.9	-1.5	0.3	0.7	-1.8
Coal mining.....	21211		1.2	2.9	-1.5	0.3	0.7	-1.8
Coal mining.....	212110		1.2	2.9	-1.5	0.3	0.7	-1.8
Primary products.....		212110-P	1.1	2.9	-1.5	0.3	0.7	-1.8
Coal, utility sold.....		212110-1	2.8	2.9	-1.7	0.9	1.2	-2.1
Bituminous coal and lignite surface mining (utility sold).....		212110-11	-3.8	-2.9	-7.2	5.4	2.9	-7.4
Raw bituminous and lignite from surface mining operations (utility sold).....		212110-111	-2.9	-2.8	1.5	-5.7	0.0	0.0
Processed bituminous coal and lignite surface operations (utility sold).....		212110-113	-4.0	-2.9	-9.7	9.0	3.7	-9.4
Bituminous coal underground mining (utility sold).....		212110-12	6.2	6.1	1.1	-1.1	0.4	0.6
Raw bituminous coal shipped from underground mining operations (utility sold).....		212110-121	8.9	5.7	-3.7	0.0	3.2	0.9
Processed bituminous coal shipped from underground mines (utility sold).....		212110-123	5.8	6.2	1.8	-1.3	-0.1	0.5
Coal exports.....		212110-4	-14.5	0.5	0.6	-4.8	-3.7	-0.6
Coal non-utility sold (including anthracite).....		212110-5	5.7	6.1	-2.5	0.0	1.6	0.1
Secondary products and miscellaneous receipts.....		212110-SM						
Metal ore mining.....	2122		3.7	2.5	1.4	-1.0	-1.1	7.9
Iron ore mining.....	21221		-6.8	-0.7	-0.3	0.6	-0.9	0.0
Iron ore mining.....	212210		-6.8	-0.7	-0.3	0.6	-0.9	0.0
Primary products.....		212210-P	-6.8	-0.7	-0.3	0.6	-0.9	0.0
Iron ore (including crude, concentrates, agglomerates and pellets).....		212210-0	-6.8	-0.7	-0.3	0.6	-0.9	0.0
Copper, nickel, lead & zinc mining.....	21223		7.5	8.7	3.4	-5.5	-2.9	14.8
Copper, nickel, lead and zinc mining.....	212230		7.5	8.7	3.4	-5.5	-2.9	14.8
Primary products.....		212230-P	8.1	9.2	3.6	-5.6	-3.2	16.9
Secondary products and miscellaneous receipts.....		212230-SM						
Nonmetallic mineral mining & quarrying.....	2123		6.5	0.3	-0.1	3.3	1.4	1.3
Stone mining & quarrying.....	21231		8.7	0.1	0.4	4.3	1.7	0.5
Dimension stone mining and quarrying.....	212311		23.9	0.0	0.0	6.5	0.6	0.0
Primary products.....		212311-P	24.5	0.0	0.0	6.7	0.4	0.0
Dimension stone.....		212311-0	24.5	0.0	0.0	6.7	0.4	0.0
Secondary products and miscellaneous receipts.....		212311-SM						
Crushed and broken limestone mining.....	212312		8.0	0.0	0.7	3.8	1.0	0.4
Primary products.....		212312-P	8.1	0.0	0.7	3.9	1.1	0.4
Crushed and broken limestone.....		212312-0	8.1	0.0	0.7	3.9	1.1	0.4
Secondary products and miscellaneous receipts.....		212312-SM						
Crushed and broken granite mining.....	212313		10.4	0.5	-0.1	3.6	6.3	1.4

See footnotes at end of table.

Table 12. Producer price index percentage changes for the net output of selected industries and their products, not seasonally adjusted — Continued
 [March 2024]

Title ¹	Industry code	Product code	Unadjusted 12-month percent change ²	Unadjusted 1-month percent change ²				
				Mar. 2023 to Mar. 2024 ^P	Oct. to Nov.	Nov. to Dec. ^P	Dec. to Jan. ^P	Jan. to Feb. ^P
Crushed and broken granite mining - Continued								
Primary products.....		212313-P	10.4	0.5	-0.1	3.6	6.3	1.4
Crushed and broken granite.....		212313-0	10.4	0.5	-0.1	3.6	6.3	1.4
Secondary products and miscellaneous receipts.....		212313-SM						
Other crushed and broken stone mining.....	212319		7.2	0.0	0.0	6.9	0.0	0.0
Primary products.....		212319-P	7.6	0.0	0.0	7.2	0.0	0.0
Bituminous limestone and sandstone, and other crushed and broken stone.....		212319-0	7.6	0.0	0.0	7.2	0.0	0.0
Secondary products and miscellaneous receipts.....		212319-SM						
Sand/gravel/clay/refractory minerals mining.....	21232		7.2	0.2	-0.1	3.1	0.7	0.3
Construction sand and gravel mining.....	212321		7.9	0.1	-0.1	3.1	0.9	0.3
Primary products.....		212321-P	8.1	0.2	-0.1	3.0	0.9	0.4
Construction sand and gravel (run of pit/bank, washed, screened, etc).....		212321-0	8.1	0.2	-0.1	3.0	0.9	0.4
Construction sand and gravel, Midwest.....		212321-02	9.3	0.4	0.2	3.1	1.1	1.0
Construction sand and gravel, West.....		212321-04	8.3	0.1	-0.4	2.3	1.0	0.1
Secondary products and miscellaneous receipts.....		212321-SM						
Miscellaneous receipts.....		212321-M	7.4	0.0	0.0	4.6	0.0	0.0
Kaolin, clay, and ceramic and refractory minerals mining.....	212323		4.3	0.3	0.0	3.3	0.0	0.1
Primary products.....		212323-P	4.3	0.3	0.0	3.3	0.0	0.1
Bentonite.....		212323-2	2.9	0.5	0.0	-0.4	0.0	0.0
Secondary products and miscellaneous receipts.....		212323-SM						
Other nonmetallic mineral mining & quarrying.....	21239		-1.0	1.0	-1.4	0.2	2.0	6.4
Other nonmetallic mineral mining and quarrying.....	212390		-1.0	1.0	-1.4	0.2	2.0	6.4
Primary products.....		212390-P	-1.0	1.0	-1.4	0.2	2.0	6.4
Rock salt.....		212390-5	-	0.0	0.0	0.3	0.0	-
All other nonmetallic minerals, including gypsum.....		212390-9	16.9	4.2	-3.8	5.3	3.2	16.0
Secondary and miscellaneous.....		212390-SM						
Mining support activities.....	213		2.0	1.3	1.4	-0.3	0.5	0.5
Mining support activities.....	2131		2.0	1.3	1.4	-0.3	0.5	0.5
Mining support activities.....	21311		2.0	1.3	1.4	-0.3	0.5	0.5
Drilling oil and gas wells.....	213111		-0.3	-0.4	-0.2	0.0	0.1	-1.6
Primary services.....		213111-P	-0.3	-0.4	-0.2	0.0	0.1	-1.6
Oil and gas well directional drilling control.....		213111-03	-2.3	0.0	-2.5	0.0	1.9	0.0
Drilling oil and gas wells, including drilling in, spudding in or tailing in.....		213111-04	0.2	-0.1	0.0	0.0	0.0	-1.9
Reworking oil and gas wells.....		213111-05	-3.2	-2.9	0.0	0.0	0.0	0.0
Support activities for oil and gas operations.....	213112		2.6	1.9	2.0	-0.5	0.6	1.3
Primary services.....		213112-P	2.8	2.0	2.1	-0.6	0.7	1.3
Oil and gas field support services.....		213112-0	2.8	2.0	2.1	-0.6	0.7	1.3
Secondary products and miscellaneous receipts.....		213112-SM						
Support activities for coal mining.....	213113		3.5	-0.2	-0.1	0.2	0.2	0.1
Primary services.....		213113-P	3.5	-0.2	-0.1	0.2	0.2	0.1
Coal mining services.....		213113-0	3.5	-0.2	-0.1	0.2	0.2	0.1
Support activities for metal and nonmetallic minerals mining.....	213118		-	0.5	0.0	3.6	0.0	0.0
Primary services.....		213118-P	-	0.5	0.0	3.6	0.0	0.0
Support activities for metal and nonmetallic minerals mining.....		213118-1	-	0.5	0.0	3.6	0.0	0.0
Utilities.....	221		-4.0	1.2	-1.8	6.2	-6.1	-1.3
Electric power generation, transmission, and distribution.....	2211		-3.8	0.7	-2.4	7.5	-7.7	-1.0
Electric power generation.....	22111		-19.7	5.0	-7.1	25.1	-26.0	-2.3
Electric power generation.....	221110		-19.8	5.0	-7.1	25.1	-26.0	-2.3
Primary products.....		221110-P	-20.2	5.1	-7.2	25.5	-26.3	-2.3
Utilities.....		221110-4	-11.3	0.8	-4.3	36.3	-27.4	-2.1
Non-utilities.....		221110-5	-28.7	9.6	-10.1	14.4	-25.0	-2.6
Secondary products and miscellaneous receipts.....		221110-SM						
Electric power transmission, control, and distribution.....	22112		2.7	-0.9	-0.6	1.3	0.3	-0.5
Electric bulk power transmission and control.....	221121		4.2	0.3	-0.3	-0.7	2.6	-0.6
Primary products.....		221121-P	4.2	0.3	-0.3	-0.7	2.6	-0.6
Electric bulk power transmission and control.....		221121-3	4.2	0.3	-0.3	-0.7	2.6	-0.6
Electric power distribution.....	221122		2.6	-1.0	-0.6	1.4	0.2	-0.5
Primary products.....		221122-P	2.6	-1.5	0.0	1.3	0.6	-0.3

See footnotes at end of table.

Table 12. Producer price index percentage changes for the net output of selected industries and their products, not seasonally adjusted — Continued
 [March 2024]

Title ¹	Industry code	Product code	Unadjusted 12-month percent change ²	Unadjusted 1-month percent change ²				
				Mar. 2023 to Mar. 2024 ^P	Oct. to Nov.	Nov. to Dec. ^P	Dec. to Jan. ^P	Jan. to Feb. ^P
Electric power distribution - Continued								
Residential electric power.....		221122-41	3.9	-0.6	0.0	1.9	-0.2	0.6
New England residential electric power.....		221122-411	-0.8	0.0	0.0	9.2	0.1	0.0
Middle Atlantic residential electric power.....		221122-412	6.2	1.0	-0.4	5.2	0.3	0.1
East North Central residential electric power.....		221122-413	6.8	0.6	0.6	4.5	0.3	-0.1
West North Central residential electric power.....		221122-414	-2.4	-0.1	-2.3	-1.5	1.0	-0.2
South Atlantic residential electric power.....		221122-415	4.3	-0.1	0.2	-0.1	0.3	-0.4
East South Central residential electric power.....		221122-416	3.7	-0.6	0.0	2.0	-1.5	3.7
West South Central residential electric power.....		221122-417	-3.0	-4.5	0.2	-2.7	-2.4	0.9
Mountain residential electric power.....		221122-418	5.1	-2.4	0.2	-0.3	0.0	3.0
Pacific residential electric power.....		221122-419	8.7	0.0	0.0	3.1	0.0	1.0
Commercial electric power.....		221122-42	1.2	-2.6	0.0	0.9	0.4	-0.3
New England commercial electric power.....		221122-421	-8.9	0.0	0.0	5.0	0.1	0.0
Middle Atlantic commercial electric power.....		221122-422	-12.5	2.1	1.3	-7.3	0.7	-3.5
East North Central commercial electric power.....		221122-423	8.5	-0.4	0.7	3.4	0.9	-0.5
West North Central commercial electric power.....		221122-424	-0.6	-0.6	-3.4	-0.1	2.2	-0.2
South Atlantic commercial electric power.....		221122-425	0.9	-0.8	0.4	-0.3	-0.1	0.3
East South Central commercial electric power.....		221122-426	-0.7	-0.1	-1.2	1.5	0.0	0.9
West South Central commercial electric power.....		221122-427	-4.3	-5.0	-1.3	-3.0	0.7	-1.0
Mountain commercial electric power.....		221122-428	8.1	-1.4	0.6	-0.9	0.0	2.6
Pacific commercial electric power.....		221122-429	13.3	-9.4	0.0	8.0	0.0	0.4
Industrial electric power.....		221122-43	2.4	-1.6	0.2	0.6	3.1	-2.9
New England industrial electric power.....		221122-431	-17.5	6.9	12.6	4.5	4.9	-8.6
Middle Atlantic industrial electric power.....		221122-432	-2.9	-1.3	1.3	0.2	2.9	-2.3
East North Central industrial electric power.....		221122-433	29.0	2.9	2.2	4.1	4.3	-0.9
West North Central industrial electric power.....		221122-434	-3.2	-4.8	-1.3	2.1	-0.3	-0.2
South Atlantic industrial electric power.....		221122-435	4.4	-0.1	0.4	0.6	0.2	0.7
East South Central industrial electric power.....		221122-436	-3.4	-0.9	-1.5	0.0	1.4	0.1
West South Central industrial electric power.....		221122-437	-12.4	-4.2	-0.3	-0.8	-2.9	-5.6
Mountain industrial electric power.....		221122-438	-3.5	9.8	-6.4	-6.7	26.4	-17.1
Pacific industrial electric power.....		221122-439	3.4	-11.2	0.4	0.3	-0.1	1.0
Transportation electric power.....		221122-45	2.4	-0.6	0.1	-1.0	-0.1	1.0
Secondary products and miscellaneous receipts.....		221122-SM						
Miscellaneous receipts.....		221122-M	0.1	0.0	0.0	-0.7	0.0	0.0
Natural gas distribution.....	2212		-4.6	3.2	0.5	1.4	0.3	-2.8
Natural gas distribution.....	22121		-4.6	3.2	0.5	1.4	0.3	-2.8
Natural gas distribution.....	221210		-4.6	3.2	0.5	1.4	0.3	-2.8
Primary products.....		221210-P	-4.2	3.4	0.5	1.8	0.3	-2.9
Natural gas to ultimate consumers.....		221210-11	-6.8	3.7	0.7	0.8	0.3	-3.4
Residential natural gas.....		221210-112	-4.3	3.4	0.0	1.1	0.2	-2.2
New England residential natural gas.....		221210-1121	-0.4	33.5	-0.1	-0.2	0.1	0.1
Middle Atlantic residential natural gas.....		221210-1122	2.2	0.6	2.5	3.3	-0.3	-0.2
East North Central residential natural gas.....		221210-1123	-15.0	3.5	-2.4	0.7	-0.2	-3.4
West North Central residential natural gas.....		221210-1124	-11.4	1.3	1.1	-0.2	2.3	-6.2
South Atlantic residential natural gas.....		221210-1125	3.4	0.6	0.7	-1.5	-0.5	-1.1
East South Central residential natural gas.....		221210-1126	-8.0	9.0	-2.4	-1.1	0.6	-2.6
West South Central residential natural gas.....		221210-1127	5.0	4.7	0.7	4.3	-0.4	-1.2
Mountain residential natural gas.....		221210-1128	-8.0	-0.9	0.1	-2.3	0.0	-0.6
Pacific residential natural gas.....		221210-1129	-4.0	2.0	-1.8	1.7	1.5	-5.1
Commercial natural gas.....		221210-113	-7.1	7.7	0.9	0.0	0.3	-3.6
New England commercial natural gas.....		221210-1131	0.8	56.5	-0.1	0.3	0.2	0.2
Middle Atlantic commercial natural gas.....		221210-1132	-0.5	2.1	1.2	4.9	-1.2	-0.9
East North Central commercial natural gas.....		221210-1133	-17.1	5.1	1.3	-1.8	0.9	-5.2
West North Central commercial natural gas.....		221210-1134	-12.6	2.5	2.7	-0.6	3.0	-9.9
South Atlantic commercial natural gas.....		221210-1135	-0.8	-1.0	1.6	-4.4	1.3	0.3
East South Central commercial natural gas.....		221210-1136	-19.8	6.2	-0.9	-4.8	-1.6	-5.7
West South Central commercial natural gas.....		221210-1137	0.5	4.5	1.1	1.4	1.5	-2.2
Mountain commercial natural gas.....		221210-1138	-10.3	-2.1	0.2	-2.5	-2.5	-0.6
Pacific commercial natural gas.....		221210-1139	-6.9	17.9	0.1	1.4	1.0	-9.4
Industrial natural gas.....		221210-114	-6.4	4.8	-0.2	-0.4	0.7	-2.6
New England industrial natural gas.....		221210-1141	-0.9	62.6	-0.1	2.5	0.3	0.3
Middle Atlantic industrial natural gas.....		221210-1142	-14.6	2.8	1.0	-0.6	-0.1	-1.5
East North Central industrial natural gas.....		221210-1143	-19.3	9.7	4.9	-0.1	2.0	-3.5
West North Central industrial natural gas.....		221210-1144	-4.9	1.1	1.3	0.8	-1.4	-5.3

See footnotes at end of table.

Table 12. Producer price index percentage changes for the net output of selected industries and their products, not seasonally adjusted — Continued
 [March 2024]

Title ¹	Industry code	Product code	Unadjusted 12-month percent change ²	Unadjusted 1-month percent change ²				
				Mar. 2023 to Mar. 2024 ^P	Oct. to Nov.	Nov. to Dec. ^P	Dec. to Jan. ^P	Jan. to Feb. ^P
Natural gas distribution - Continued								
South Atlantic industrial natural gas.....		221210-1145	-1.4	4.5	1.3	-0.9	0.3	-3.6
East South Central industrial natural gas.....		221210-1146	-14.6	9.1	-3.6	-1.4	-1.3	-2.0
West South Central industrial natural gas.....		221210-1147	3.2	5.3	-6.7	1.6	1.5	-1.7
Mountain industrial natural gas.....		221210-1148	3.4	-2.5	0.0	-0.6	2.7	-3.6
Pacific industrial natural gas.....		221210-1149	-8.0	-1.6	6.2	-4.0	0.1	-2.3
To electric power.....		221210-115	-9.8	2.2	1.8	0.9	0.3	-4.9
Delivered to ultimate consumers for the account of others (transportation only)....		221210-12	11.6	1.7	-0.5	7.8	0.3	-0.3
Industrial consumer.....		221210-122	19.7	1.8	1.2	13.6	0.4	-0.3
Other consumers.....		221210-123	6.7	1.7	-1.6	4.1	0.2	-0.3
Secondary products and miscellaneous receipts.....		221210-SM						
Miscellaneous receipts.....		221210-M	-0.6	0.2	0.3	0.1	0.2	-0.2
Construction industries								
New industrial building construction.....	236211		-0.7	-0.1	0.0	0.5	-0.1	0.0
Primary products.....		236211-P	-0.7	-0.1	0.0	0.5	-0.1	0.0
New warehouse building construction.....	236221		-1.0	-0.1	-0.1	0.0	-0.1	0.1
Primary products.....		236221-P	-1.0	-0.1	-0.1	0.0	-0.1	0.1
New school building construction.....	236222		-1.4	0.0	-0.1	0.5	0.0	-0.1
Primary products.....		236222-P	-1.4	0.0	-0.1	0.5	0.0	-0.1
New office building construction.....	236223		-1.3	-0.2	0.2	0.2	0.0	0.4
Primary products.....		236223-P	-1.3	-0.2	0.2	0.2	0.0	0.4
New health care building construction.....	236224		-1.8	-0.7	0.1	0.2	0.0	-0.2
Primary products.....		236224-P	-1.8	-0.7	0.1	0.2	0.0	-0.2
Concrete contractors, nonresidential building work.....	23811X		-0.8	0.0	0.2	0.8	-0.2	0.2
Primary products.....		23811X-P	-0.8	0.0	0.2	0.8	-0.2	0.2
Roofing contractors, nonresidential building work.....	23816X		3.7	0.2	0.0	0.3	0.0	0.0
Primary products.....		23816X-P	3.7	0.2	0.0	0.3	0.0	0.0
Electrical contractors, nonresidential building work.....	23821X		-5.1	-0.1	0.0	-0.2	0.2	0.0
Primary products.....		23821X-P	-5.1	-0.1	0.0	-0.2	0.2	0.0
Plumbing, heating and air-conditioning contractors, nonresidential building work.....	23822X		1.8	-0.3	-0.2	0.4	-0.1	-0.1
Primary products.....		23822X-P	1.8	-0.3	-0.2	0.4	-0.1	-0.1
Manufacturing								
Total manufacturing industries.....			0.4	-1.1	-1.3	0.3	1.9	0.6
Food mfg.....	311		1.3	-0.9	0.3	-0.7	0.7	1.5
Animal food mfg.....	3111		-8.0	0.1	-0.2	-0.4	-1.1	-1.0
Animal food mfg.....	31111		-8.0	0.1	-0.2	-0.4	-1.1	-1.0
Dog and cat food manufacturing.....	311111		0.7	0.0	0.0	0.0	0.6	0.0
Primary products.....		311111-P	0.7	0.0	0.0	0.0	0.6	0.0
Dog food.....		311111-1	0.7	0.0	0.0	0.0	0.6	0.0
Canned dog food.....		311111-11	2.0	0.0	0.0	0.0	2.0	0.0
Dry and semi moist dog food.....		311111-14	0.4	0.0	0.0	0.0	0.3	0.0
Cat food.....		311111-4	0.7	0.0	0.0	0.0	0.5	0.0
Canned cat food.....		311111-44	0.5	0.0	0.0	0.0	0.5	0.0
Dry and semi moist cat food.....		311111-45	0.7	0.0	0.0	0.0	0.6	0.0
Secondary products and miscellaneous receipts.....		311111-SM						
Miscellaneous receipts.....		311111-M1	0.0	0.0	0.0	0.0	0.0	0.0
Other animal food manufacturing.....	311119		-14.1	0.2	-0.3	-0.6	-2.4	-1.8
Primary products.....		311119-P	-14.6	0.3	-0.3	-0.6	-2.6	-1.9
Complete swine feed, supplements, concentrates, and premixes.....		311119-B	-6.7	-0.6	-0.3	0.4	-1.4	-0.1
Complete beef cattle feed, supplements, concentrates, and premixes.....		311119-H	-11.7	-0.2	-0.1	-0.6	-0.6	-2.3
Poultry, exc. chicken and turkey, and livestock, exc. cattle and swine, feed.....		311119-N	-1.8	0.4	0.2	0.0	-0.5	-0.6
Pet (excluding dog and cat), laboratory, and fur animal feed.....		311119-R	-7.1	-0.5	0.3	-3.0	-1.3	-0.6
Chicken and turkey feed, supplements, concentrates, and premixes.....		311119-1	-22.2	0.6	-1.7	-2.4	-3.9	-2.5
Complete dairy cattle feed, supplements, concentrates, and premixes.....		311119-5	-16.8	1.2	1.3	2.1	-4.5	-3.0
Other prepared animal feeds, including feeding materials and adjuncts.....		311119-9	-13.6	-0.8	0.1	-0.9	-1.2	-1.6
Secondary products and miscellaneous receipts.....		311119-SM						
Miscellaneous receipts.....		311119-M	-5.5	-2.8	-0.2	0.0	-0.8	-1.0
Secondary products.....		311119-S	-0.4	0.0	0.0	-0.5	0.0	0.0
Grain & oilseed milling.....	3112		-8.7	-1.1	-0.8	0.4	-2.2	-0.8

See footnotes at end of table.

Table 12. Producer price index percentage changes for the net output of selected industries and their products, not seasonally adjusted — Continued
 [March 2024]

Title ¹	Industry code	Product code	Unadjusted 12-month percent change ²	Unadjusted 1-month percent change ²				
				Mar. 2023 to Mar. 2024 ^P	Oct. to Nov.	Nov. to Dec. ^P	Dec. to Jan. ^P	Jan. to Feb. ^P
Flour milling & malt mfg.	31121		-9.9	-0.8	0.1	-0.9	-1.2	-1.2
Flour milling.	311211		-11.2	-0.6	0.1	-1.0	-1.7	-1.7
Primary products.		311211-P	-11.5	-0.7	0.1	-1.0	-1.8	-1.7
Prepared flour mixes, including refrigerated and frozen doughs and batters, made in flour mills.		311211-A	-1.9	0.0	0.0	-0.2	0.0	0.0
Wheat flour (except flour mixes), made in flour mills.		311211-1	-7.6	-0.3	1.5	-1.0	-0.6	-2.5
Wheat mill products, except flour.		311211-4	-34.4	-2.2	-3.4	-2.9	-9.5	-4.5
Corn mill products.		311211-7	-9.1	-0.9	-0.1	-0.9	-0.5	-0.1
Other grain mill products.		311211-9	-12.2	-1.2	-1.5	0.6	-3.5	0.4
Secondary products and miscellaneous receipts.		311211-SM						
Miscellaneous receipts.		311211-M	-24.0	0.5	-1.0	-4.9	-2.1	-1.3
Rice milling.	311212		-9.4	-1.4	-0.1	-0.8	0.1	-0.6
Primary products.		311212-P	-9.4	-1.4	-0.1	-0.8	0.1	-0.6
Milled rice and byproducts.		311212-0	-9.4	-1.4	-0.1	-0.8	0.1	-0.6
Milled rice (incl second heads, screenings, brewers, bran, sharps, rice flour, and byproducts).		311212-04	-12.4	-2.6	-1.6	-1.3	0.3	0.9
Head rice not packaged with other ingredients.		311212-06	-9.4	-1.0	1.1	-0.6	-0.5	-2.2
Malt manufacturing.	311213		2.4	0.0	0.0	-0.7	0.2	0.7
Primary products.		311213-P	2.4	0.0	0.0	-0.8	0.2	0.7
Malt and malt byproducts.		311213-0	2.4	0.0	0.0	-0.8	0.2	0.7
Secondary products and miscellaneous receipts.		311213-SM1						
Starch & vegetable fats & oils mfg.	31122		-11.4	-1.5	-1.3	1.1	-3.1	-0.9
Wet corn milling and starch manufacturing.	311221		-14.3	-1.0	-0.9	-0.2	-4.4	-1.5
Primary products.		311221-P	-14.4	-1.1	-0.7	-0.1	-4.2	-1.5
Wet process corn byproducts.		311221-A	-25.8	3.8	0.2	0.6	-3.3	-3.5
Corn sweeteners, made by wet milling.		311221-1	-9.0	-5.6	-2.0	-1.0	0.5	-2.7
Manufactured starch, made by wet milling.		311221-4	-12.9	-3.1	0.6	0.6	-9.6	0.5
Secondary products and miscellaneous receipts.		311221-SM						
Soybean and other oilseed processing.	311224		-12.0	-1.5	-1.1	1.9	-3.8	-1.1
Primary products.		311224-P	-10.2	0.4	-0.9	3.0	-3.6	-0.9
Cottonseed cake, meal, hulls, and other byproducts.		311224-B	-16.4	1.5	-1.4	-1.6	-1.3	-0.9
Cottonseed cake and meal.		311224-B1	-14.8	2.9	0.0	0.0	-1.1	-1.3
Soybean oil.		311224-3	8.7	-4.7	-0.8	-	-	-0.4
Crude soybean oil, degummed, made from soybeans crushed in the same establishment.		311224-31	56.1	-1.7	-1.2	70.8	-2.0	-0.2
Soybean oil, all other types.		311224-32	-24.4	-6.8	-0.5	-6.1	-8.3	-0.7
Soybean cake, meal, and other byproducts.		311224-4	-11.7	3.8	-0.2	-4.4	-2.1	-1.1
Soybean cake and meal.		311224-41	-10.4	4.4	-0.1	-3.8	-1.8	-1.3
Other soybean products, including isolates and concentrates.		311224-42	-22.7	-1.3	-0.7	-9.7	-5.2	0.6
Cotton linters.		311224-7	-52.1	0.0	-4.6	1.0	1.1	0.0
Other crude and refined vegetable oils and other vegetable mill products.		311224-9	-4.6	-0.1	0.1	-0.9	-0.6	-0.6
Other crude vegetable oils, including linseed, peanut, sunflower, safflower, etc.		311224-91	-1.1	-0.1	-0.2	-0.6	-0.7	-0.3
Other vegetable oil mill products, including all oil seed cake and meal.		311224-93	-7.3	0.0	0.5	-1.2	-0.4	-0.8
Secondary products and miscellaneous receipts.		311224-SM						
Miscellaneous products.		311224-M	-8.9	4.5	7.4	3.2	0.1	-2.9
Fats and oils refining and blending.	311225		-5.4	-1.6	-2.6	1.2	0.8	0.4
Primary products.		311225-P	-4.7	1.0	-1.7	-0.8	0.4	0.6
Shortening and cooking oils.		311225-2	-4.5	1.7	-1.8	-1.9	0.5	0.8
Margarine, butter blends, and butter substitutes.		311225-4	-	-1.0	-1.7	2.8	-0.1	-
Secondary products and miscellaneous receipts.		311225-SM						
Secondary products.		311225-S	-	-11.6	-6.2	10.1	2.4	-
Breakfast cereal manufacturing.	31123		7.4	0.0	0.0	0.0	0.0	0.1
Breakfast cereal manufacturing.	311230		7.4	0.0	0.0	0.0	0.0	0.1
Primary products.		311230-P	7.9	0.0	0.0	0.0	0.0	0.0
Breakfast cereal.		311230-1	7.9	0.0	0.0	0.0	0.0	0.0
Secondary products and miscellaneous receipts.		311230-SM						
Sugar & confectionery product mfg.	3113		11.4	1.2	0.6	0.4	3.8	2.4
Sugar mfg.	31131		14.8	1.7	0.0	1.3	6.7	0.9
Beet sugar manufacturing.	311313		22.7	4.6	-0.3	5.1	10.1	0.1
Primary products.		311313-P	22.8	4.6	-0.3	5.1	10.2	0.1
Beet sugar.		311313-0	22.8	4.6	-0.3	5.1	10.2	0.1

See footnotes at end of table.

Table 12. Producer price index percentage changes for the net output of selected industries and their products, not seasonally adjusted — Continued
 [March 2024]

Title ¹	Industry code	Product code	Unadjusted 12-month percent change ²	Unadjusted 1-month percent change ²					
				Mar. 2023 to Mar. 2024 ^P	Oct. to Nov.	Nov. to Dec. ^P	Dec. to Jan. ^P	Jan. to Feb. ^P	Feb. to Mar. ^P
Beet sugar manufacturing - Continued									
Secondary products and miscellaneous receipts.....		311313-SM1							
Cane sugar manufacturing.....	311314		10.3	0.1	0.1	-0.8	4.5	1.5	
Primary products.....		311314-P	10.4	0.1	0.1	-0.8	4.6	1.5	
Raw cane sugar and sugarcane mill products and byproducts.....		311314-1	5.3	-0.7	-0.3	-2.3	0.8	1.4	
Refined granulated cane sugar and byproducts.....		311314-3	13.8	0.6	0.4	0.2	7.1	1.6	
Secondary products and miscellaneous receipts.....		311314-SM							
Nonchocolate confectionery mfg.....	31134		1.5	0.3	0.1	0.2	0.5	0.0	
Nonchocolate confectionery manufacturing.....	311340		1.5	0.3	0.1	0.2	0.5	0.0	
Primary products.....		311340-P	1.5	0.3	0.1	0.2	0.5	0.0	
Nonchocolate-type confectioneries.....		311340-5	2.1	0.4	0.1	0.2	0.7	0.0	
Other confectionery-type products.....		311340-7	0.0	0.0	0.0	0.0	0.0	0.0	
Secondary products and miscellaneous receipts.....		311340-SM							
Secondary products.....		311340-S	—	0.1	0.0	0.0	—	—	
Chocolate and confectionery manufacturing.....	31135		15.5	1.4	1.4	0.0	3.7	4.9	
Chocolate and confectionery mfg. from cacao.....	311351		39.5	2.2	4.2	0.2	7.2	15.1	
Primary products.....		311351-P	39.8	2.2	4.3	0.2	7.2	15.2	
Chocolate coatings, made from cacao beans.....		311351-1	44.8	2.4	7.0	0.2	6.8	15.9	
Chocolate/chocolate-type confectionery products, made from cacao beans.....		311351-4	4.2	0.0	0.0	0.0	4.1	0.0	
Other chocolate and cocoa products, made from cacao beans.....		311351-7	60.5	3.4	6.1	0.3	8.9	22.5	
Secondary products and miscellaneous receipts.....		311351-SM1							
Confectionery mfg. from purchased chocolate.....	311352		4.2	1.0	0.0	-0.1	2.0	-0.7	
Primary products.....		311352-P	4.5	1.1	0.0	-0.2	2.1	-0.7	
Chocolate/confectionery products, made from purchased chocolate.....		311352-3	4.5	1.1	0.0	-0.2	2.1	-0.7	
Secondary products and miscellaneous receipts.....		311352-SM							
Miscellaneous receipts.....		311352-M	15.1	0.0	0.0	1.6	0.0	0.0	
Fruit & vegetable preserving & specialty food mfg.....	3114		3.9	0.1	0.1	0.1	0.6	-0.6	
Frozen food manufacturing.....	31141		5.3	0.1	0.2	-0.2	0.2	0.1	
Frozen fruit and vegetable manufacturing.....	311411		10.5	-0.1	0.1	-0.3	-0.1	0.3	
Primary products.....		311411-P	10.6	-0.1	0.2	-0.1	-0.3	0.3	
Frozen fruits, juices, ades, drinks, and cocktails.....		311411-1	18.7	1.8	0.4	0.4	0.2	1.4	
Frozen fruits.....		311411-11	-3.4	0.0	1.0	1.0	0.5	3.5	
Frozen vegetables.....		311411-4	8.4	-0.7	0.1	-0.3	-0.4	0.0	
Frozen vegetables, other than potato products.....		311411-47	1.3	-0.4	0.3	-0.7	1.2	0.1	
Frozen potato products (French-fried, patties, puffs, etc.).....		311411-48	13.4	-0.8	0.0	0.0	-1.4	0.0	
Secondary products and miscellaneous receipts.....		311411-SM							
Miscellaneous receipts.....		311411-M	36.5	3.5	-1.8	-19.5	15.1	1.0	
Frozen specialty food manufacturing.....	311412		1.7	0.3	0.2	-0.1	0.4	0.0	
Primary products.....		311412-P	1.7	0.3	0.2	-0.1	0.4	0.0	
Frozen dinners (beef, pork, and poultry pies) and nationality foods, incl. frozen pizza.....		311412-1	1.4	-0.1	0.1	-0.1	-0.2	0.3	
Other frozen specialties, incl. all whipped topping, waffles, soups, etc., excluding seafood.....		311412-4	2.7	2.0	0.5	-0.4	2.7	-1.4	
Secondary products and miscellaneous receipts.....		311412-SM							
Secondary products.....		311412-S	2.6	1.0	-0.7	-1.4	1.9	2.1	
Fruit & vegetable canning, pickling & drying.....	31142		2.9	0.0	0.0	0.4	0.9	-1.1	
Fruit and vegetable canning.....	311421		3.5	0.3	-0.1	0.0	1.5	-1.5	
Primary products.....		311421-P	3.9	0.6	-0.1	0.6	0.6	-1.2	
Canned catsup and other tomato based sauces.....		311421-D	7.1	1.1	-0.3	-0.3	2.2	-3.7	
Canned jams, jellies, and preserves.....		311421-G	0.1	0.0	0.0	0.0	-0.1	0.0	
Canned and fresh fruit juices, nectars, and concentrates.....		311421-K	9.3	1.3	0.5	2.6	-0.2	0.2	
Pickles and other pickled products, including horseradish.....		311421-Q	-1.4	0.0	0.0	0.0	0.2	0.0	
Canned fruits, excluding baby foods.....		311421-1	4.1	0.0	-0.7	0.2	1.6	-0.8	
Canned vegetables.....		311421-5	-1.2	0.0	0.2	0.4	-0.7	-1.3	
Secondary products and miscellaneous receipts.....		311421-SM							
Miscellaneous receipts.....		311421-M	-3.3	-8.7	1.8	-17.2	34.0	-8.9	
Secondary products.....		311421-S	-1.0	1.6	-2.3	0.4	0.7	0.1	
Specialty canning.....	311422		0.9	0.0	0.1	0.4	0.1	0.3	
Primary products.....		311422-P	0.8	-0.1	0.2	0.4	0.1	0.0	
Canned baby foods and other canned specialty/nationality foods.....		311422-5	1.4	0.0	0.7	0.0	0.3	0.0	
Canned soups and stews, excluding frozen and seafood.....		311422-6	0.6	-0.1	0.0	0.6	0.0	0.0	

See footnotes at end of table.

Table 12. Producer price index percentage changes for the net output of selected industries and their products, not seasonally adjusted — Continued
 [March 2024]

Title ¹	Industry code	Product code	Unadjusted 12-month percent change ²	Unadjusted 1-month percent change ²				
				Mar. 2023 to Mar. 2024 ^P	Oct. to Nov.	Nov. to Dec. ^P	Dec. to Jan. ^P	Jan. to Feb. ^P
Specialty canning - Continued								
Canned dry beans.....		311422-7	0.0	0.0	0.0	0.0	0.0	0.0
Secondary products and miscellaneous receipts.....		311422-SM						
Dried and dehydrated food manufacturing.....	311423		3.4	-0.9	0.3	1.8	-0.2	-1.7
Primary products.....		311423-P	2.6	-1.0	0.4	1.4	-0.5	-2.0
Soup mixes (including dried/dehydrated/freeze-dried) and bouillon.....		311423-1	-0.2	0.0	0.0	0.0	0.0	0.0
Dried and dehydrated fruits and vegetables, including freeze-dried.....		311423-5	3.5	-0.3	0.5	0.8	-0.1	-1.3
Secondary products and miscellaneous receipts.....		311423-SM						
Dairy product mfg.....	3115		0.1	-0.9	-1.1	-1.0	1.0	0.8
Dairy product (except frozen) mfg.....	31151		0.0	-0.9	-1.2	-1.1	1.0	0.9
Fluid milk manufacturing.....	311511		3.5	0.0	-0.4	-1.2	-0.2	1.1
Primary products.....		311511-P	3.3	0.1	-0.7	-1.4	-0.2	1.3
Yogurt, except frozen.....		311511-A	3.6	-0.2	0.0	0.1	-0.1	0.0
Perishable dairy product alternatives, including plant-based.....		311511-D	-1.9	0.1	-0.1	-0.2	-0.1	-1.7
Perishable beverage dairy milk alternatives, including plant-based.....		311511-D1	-	0.0	-0.2	0.0	-0.1	-2.1
All other perishable dairy product alternatives, including plant-based.....		311511-D2	-	0.5	0.0	-1.0	-0.1	0.0
Fluid milk and cream, bulk sales.....		311511-1	8.7	1.7	-6.0	-3.3	2.3	2.4
Fluid milk and related products, packaged (incl. cartons, bottles, cans, etc.) excl. U.H.T.....		311511-5	2.6	-0.1	0.2	-1.7	-0.9	2.1
Whole fluid milk, packaged, excluding U.H.T. and flavored.....		311511-51	3.1	1.1	0.1	-2.6	-1.2	2.2
Fluid milk, lowfat, incl. 2.0, 1.0, and 0.5 percent packaged, excl. U.H.T. and flavored.....		311511-52	1.5	-1.7	1.3	-1.2	-1.1	2.7
Fat free or skim milk, packaged, excluding U.H.T. and flavored.....		311511-53	0.6	-3.8	2.5	1.5	-1.3	1.5
Other fluid milk related products, incl. heavy & light cream, unflavored sour cream, etc.....		311511-59	4.3	1.4	-1.8	-2.1	0.0	1.4
Cottage cheese (including bakers', pot, and farmers' cheese).....		311511-7	2.7	1.3	0.0	0.0	0.2	0.4
Other packaged milk products incl. flavored milks, eggnog, buttermilk, etc.....		311511-9	3.0	-0.6	0.6	-0.6	-0.1	0.9
Secondary products and miscellaneous receipts.....		311511-SM						
Secondary products.....		311511-S	5.7	-0.8	2.5	0.0	-0.6	-0.7
Creamery butter manufacturing.....	311512		19.0	-18.0	-6.4	0.4	5.0	4.1
Primary products.....		311512-P	19.0	-18.0	-6.4	0.4	5.0	4.1
Creamery butter.....		311512-0	19.0	-18.0	-6.4	0.4	5.0	4.1
Cheese manufacturing.....	311513		-8.2	-1.0	-1.9	-1.7	1.4	-0.2
Primary products.....		311513-P	-6.1	-1.0	-1.5	-2.1	1.3	-0.3
Raw liquid whey.....		311513-A	33.3	4.0	5.5	14.6	6.9	1.6
Natural cheese (cheddar, Swiss, Italian, brick, cream, grated, dried etc.) excl. cottage cheese.....		311513-1	-7.0	-1.4	-1.6	-1.9	1.1	-0.4
Natural cheese, except lowfat, shipped in consumer packages or containers (3 lbs. or less).....		311513-1111	-1.6	0.0	0.0	-0.6	0.1	0.0
Natural cheese, except lowfat, shipped in packages or containers (more than 3 lbs.) or bulk.....		311513-1121	-11.8	-2.8	-2.6	-3.1	2.1	-1.4
Lowfat natural cheese, except cottage cheese, shipped in consumer packages (3 lbs. or less).....		311513-1131	0.5	0.0	0.0	0.1	0.1	-0.1
Lowfat natural cheese, except cottage cheese, shipped in packages (more than 3 lbs.) or in bulk.....		311513-1141	-15.6	-3.3	-5.5	-4.6	2.8	0.2
Process cheese and related products.....		311513-4	-3.9	0.7	-1.5	-4.1	2.2	-0.1
Process cheese, shipped in consumer packages or containers (3 lbs. or less).....		311513-41	-2.1	0.8	-0.9	-2.6	2.3	0.2
All other process cheese and related products.....		311513-49	-5.4	0.6	-2.0	-5.3	2.1	-0.2
Process cheese, shipped in packages or containers (more than 3 lbs.) or in bulk.....		311513-4921	-8.2	-0.9	-1.5	-5.0	-2.5	0.3
Cheese food, spread, and other related products.....		311513-4961	-2.6	2.2	-2.6	-5.5	6.7	-0.8
Secondary products and miscellaneous receipts.....		311513-SM						
Miscellaneous receipts.....		311513-M	1.7	3.5	-0.9	-2.4	-0.2	0.7
Secondary products.....		311513-S	-23.9	-1.5	-5.5	2.4	2.4	1.0
Dry, condensed, and evaporated dairy products.....	311514		4.2	6.1	0.4	0.2	1.7	1.7
Primary products.....		311514-P	3.4	6.5	1.9	0.4	1.6	1.6
Ice cream mixes and related products.....		311514-A	0.7	0.9	-2.8	-1.1	-0.4	2.5
Dairy product alternatives, including plant-based.....		311514-D	5.6	0.0	0.0	0.0	0.0	-0.7
Dry milk products and mixtures.....		311514-1	4.4	12.0	3.8	0.6	2.8	2.6
Milk products, shipped in consumer-type cans, excluding substitutes.....		311514-5	0.2	0.7	-0.2	-1.0	0.0	0.4
Concentrated milk products shipped in bulk (barrels, drums, and tanks).....		311514-7	-1.1	-2.5	-0.3	5.7	0.0	0.4
Secondary products and miscellaneous receipts.....		311514-SM						
Secondary products.....		311514-S	13.7	3.1	-12.5	-2.2	2.6	2.3
Ice cream and frozen dessert mfg.....	31152		1.4	-0.1	0.2	0.1	0.1	-0.1
Ice cream and frozen dessert manufacturing.....	311520		1.4	-0.1	0.2	0.1	0.1	-0.1

See footnotes at end of table.

Table 12. Producer price index percentage changes for the net output of selected industries and their products, not seasonally adjusted — Continued
 [March 2024]

Title ¹	Industry code	Product code	Unadjusted 12-month percent change ²	Unadjusted 1-month percent change ²				
				Mar. 2023 to Mar. 2024 ^P	Oct. to Nov.	Nov. to Dec. ^P	Dec. to Jan. ^P	Jan. to Feb. ^P
Ice cream and frozen dessert manufacturing - Continued								
Primary products.....		311520-P	1.4	-0.1	0.2	0.1	0.1	-0.1
Ice cream and frozen dessert manufacturing.....		311520-0	1.4	-0.1	0.2	0.1	0.1	-0.1
Ice cream, incl. custards (excl. lowfat and nonfat) shipped in bulk (containers 3 gal or more).....		311520-01	1.3	-0.1	0.4	-0.4	-0.3	1.0
Ice cream, incl. custards (excl. lowfat and nonfat) shipped in sizes less than 3 gallons.....		311520-02	2.1	0.1	0.2	0.3	0.0	-0.3
Ice cream, including custards (excluding lowfat and nonfat), novelty forms.....		311520-03	0.5	-0.4	-0.1	-0.1	0.4	0.2
Ice cream, including custards, lowfat and nonfat.....		311520-04	0.1	0.0	0.4	0.0	0.1	-0.6
Frozen desserts containing fats other than butterfat (incl. soy, rice, almond, oats, etc.).....		311520-06	2.4	0.0	-0.1	0.0	0.0	1.4
Other frozen desserts (yogurt, sherbet, water ices, mellorine, frozen pudding, gelato, etc.).....		311520-09	1.4	-0.1	0.4	-0.2	0.4	-0.2
Secondary products and miscellaneous receipts.....		311520-SM						
Miscellaneous receipts.....		311520-M	0.9	-0.3	0.3	-0.7	0.3	0.0
Secondary products.....		311520-S	-0.5	0.1	0.1	-0.4	0.0	0.0
Animal slaughtering & processing.....	31161		5.1	-3.0	1.9	-2.4	1.0	4.8
Animal, except poultry, slaughtering.....	311611		9.2	0.1	5.6	-3.8	0.2	2.0
Primary products.....		311611-P	9.6	0.1	5.7	-3.8	0.2	2.0
Pork, fresh/frozen, unprocessed, all cuts, except sausage, made in slaughtering plants.....		311611-A	17.1	-1.7	36.1	-7.1	-4.9	-0.6
Pork, processed or cured, not canned or made into sausage, made in slaughtering plants.....		311611-G	8.8	-1.8	2.2	-1.8	-6.1	9.7
Fresh and processed sausage, deli, and cooked meats, made in slaughtering plants.....		311611-J	-2.6	-2.4	1.1	-2.7	-1.9	1.0
Hides, skins, and pelts, made in slaughtering plants.....		311611-Q	-13.8	1.7	-1.0	3.1	-7.9	-0.8
Miscellaneous byproducts of slaughtering plants.....		311611-R	-10.1	-5.1	-4.4	-3.3	-0.6	1.2
Beef, fresh or frozen, not canned or made into sausage, made in slaughtering plants.....		311611-1	12.5	1.9	-0.4	-3.1	2.8	2.6
Beef, fresh/frozen whole/half carcass, not canned or made into sausage, misp..		311611-10	15.9	-4.5	-6.5	5.4	5.7	0.9
Beef, fresh/frozen variety meats, not canned or made into sausage, made in slaughtering plants.....		311611-16	11.6	-1.4	-1.3	1.4	2.9	2.8
Beef, fresh/frozen, primal and subprimal cuts, made in slaughtering plants.....		311611-17	12.2	2.8	0.2	-4.1	2.5	2.8
Lamb/mutton, fresh or frozen, not canned or made into sausage, made in slaughtering plants.....		311611-7	2.9	-1.6	0.2	0.1	1.9	1.2
Secondary products and miscellaneous receipts.....		311611-SM						
Secondary products.....		311611-S	-21.1	-1.5	1.0	-1.7	0.0	-1.5
Meat processed from carcasses.....	311612		-0.8	-2.2	-2.5	-2.6	0.7	2.7
Primary products.....		311612-P	-0.7	-2.1	-2.5	-2.7	0.8	2.7
Other processed, frozen, or cooked meats, made from purchased carcasses.....		311612-A	1.6	-3.5	-3.3	-3.7	2.8	3.0
Boxed meat (beef, pork, lamb, etc.), made from purchased carcasses.....		311612-A1	5.4	0.3	-2.5	-2.3	1.3	2.7
Frozen ground meat patties and other processed, frozen, or cooked meats, mfpc.....		311612-A5	0.3	-4.7	-3.6	-4.2	3.3	3.1
Pork, processed or cured, not canned or made into sausage, mfpc.....		311612-1	-5.7	-3.7	-4.0	-1.9	-0.4	2.7
Pork, sweet-pickled, dry-cured, or dry salt, not canned or made into sausage, mfpc.....		311612-11	-0.8	0.5	0.1	0.2	-0.8	0.0
Smoked hams and picnics, excluding canned, made from purchased carcasses.....		311612-12	-12.0	-2.8	1.6	-1.5	-5.4	-4.8
Smoked slab bacon, made from purchased carcasses.....		311612-13	-15.3	-1.1	-6.2	-3.4	-1.6	3.3
Smoked sliced bacon, made from purchased carcasses.....		311612-14	0.4	-6.8	-3.8	-3.5	3.4	9.1
Other smoked pork, not canned or made into sausage, made from purchased carcasses.....		311612-15	-1.3	-0.2	-0.5	0.4	-1.3	1.2
Boiled ham, barbecue pork, and other cooked pork, except canned meats and sausage, mfpc.....		311612-16	-13.4	-1.5	-18.5	0.0	0.0	0.0
Sausage and similar products, excluding canned, made from purchased carcasses.....		311612-4	-0.2	1.4	-0.4	-2.1	-1.4	3.1
Fresh sausage (pork sausage, breakfast links, etc.), excluding canned, mfpc.....		311612-41	-1.4	4.8	1.9	-5.2	0.9	4.8
Dry or semidry sausage (salami, cervelat, pepperoni, summer sausage, pork roll, etc), mfpc.....		311612-42	-2.2	-1.6	-3.3	-0.8	-4.3	4.5
Frankfurters, including wieners, excluding canned, made from purchased carcasses.....		311612-43	1.9	0.0	-0.4	-0.7	-0.7	0.7
Other sausage (smoked or cooked) & jellied goods & similar preparations, excluding canned, mfpc.....		311612-44	3.8	2.3	0.8	-0.3	-0.9	0.3
Secondary products and miscellaneous receipts.....		311612-SM						
Secondary products.....		311612-S	-3.8	-4.0	-1.5	-1.0	-0.7	2.9
Rendering and meat byproduct processing.....	311613		-22.5	-6.0	-4.7	-7.8	-6.0	-0.7
Primary products.....		311613-P	-22.4	-6.0	-4.7	-7.8	-5.7	-0.7
Lard, inedible tallow, and other greases, excluding wool grease.....		311613-2	-25.9	-9.8	-5.8	-6.4	-3.5	-3.4
Animal and marine feed and fertilizer byproducts.....		311613-5	-20.4	-3.8	-4.1	-8.6	-6.9	0.8

See footnotes at end of table.

Table 12. Producer price index percentage changes for the net output of selected industries and their products, not seasonally adjusted — Continued
 [March 2024]

Title ¹	Industry code	Product code	Unadjusted 12-month percent change ²	Unadjusted 1-month percent change ²				
			Mar. 2023 to Mar. 2024 ^P	Oct. to Nov.	Nov. to Dec. ^P	Dec. to Jan. ^P	Jan. to Feb. ^P	Feb. to Mar. ^P
Rendering and meat byproduct processing - Continued								
Meat and bone meal.....		311613-51	-28.7	-4.8	-7.3	-15.3	-12.2	6.2
Animal and marine feed and fertilizer byproducts, except meat and bone meal...		311613-52	-13.3	-2.9	-1.3	-3.1	-3.0	-2.8
Secondary products and miscellaneous receipts.....		311613-SM						
Poultry processing.....	311615		6.9	-8.2	0.6	1.0	3.2	11.8
Primary products.....		311615-P	6.9	-8.2	0.6	1.1	3.3	11.9
Processed poultry and small game (except soups), containing 20 percent or more poultry or meat.....		311615-D	1.5	-16.7	-2.8	-2.1	7.6	11.2
Young chickens, including bulk, chilled, frozen, whole, and in parts.....		311615-1	21.8	-5.8	2.9	1.9	3.5	14.9
Turkeys (including frozen, whole, and parts).....		311615-7	-32.4	-1.8	-2.7	4.3	-4.5	0.1
Other poultry and small game (including frozen), whole, and parts.....		311615-9	-4.5	-1.0	3.2	-0.8	-4.7	0.0
Secondary products and miscellaneous receipts.....		311615-SM						
Secondary products.....		311615-S	-3.9	-1.2	5.2	-6.1	-3.5	-5.1
Seafood product preparation & packaging.....	3117		-2.1	0.3	-0.7	0.2	0.5	0.7
Seafood product preparation and packaging.....	31171		-2.1	0.3	-0.7	0.2	0.5	0.7
Seafood product preparation and packaging.....	311710		-2.1	0.3	-0.7	0.2	0.5	0.7
Primary products.....		311710-P	-2.1	0.3	-0.7	0.2	0.5	0.7
Prepared frozen shellfish.....		311710-3	-10.3	0.9	0.7	0.8	0.2	-0.1
Prepared fresh fish/seafood, inc. surimi/surimi-based products.....		311710-6	-2.1	1.9	-1.4	0.9	0.7	-0.3
Prepared frozen fish.....		311710-7	-7.4	-0.3	-1.3	0.0	0.7	0.9
Other prepared fresh and frozen seafood.....		311710-9	23.5	-1.1	0.1	-0.4	0.3	5.1
Secondary products and miscellaneous receipts.....		311710-SM						
Secondary products.....		311710-S	-	-0.1	0.1	-	-	-
Bakeries & tortilla mfg.....	3118		1.4	0.0	-0.1	0.5	0.0	0.1
Bread & bakery product mfg.....	31181		2.5	0.0	-0.1	0.7	-0.1	0.0
Retail bakeries.....	311811		4.1	0.2	0.2	1.1	0.3	0.0
Primary products.....		311811-P	4.3	0.3	0.2	0.7	0.3	0.0
Retail bakery products.....		311811-0	4.3	0.3	0.2	0.7	0.3	0.0
Secondary products and miscellaneous receipts.....		311811-SM						
Miscellaneous receipts.....		311811-M	-	-	0.0	0.6	0.0	0.0
Commercial bakeries.....	311812		2.2	0.0	0.0	0.0	0.0	0.1
Primary products.....		311812-P	2.5	0.0	0.0	0.0	0.0	0.2
Bread (white, wheat, rye, etc.), including frozen.....		311812-1	2.8	0.0	0.2	-0.2	0.2	0.2
White pan bread.....		311812-15	3.0	-0.1	0.2	-0.3	0.4	0.0
White hearth bread (French, Italian, etc.).....		311812-16	2.6	0.1	0.0	0.1	0.5	0.0
Dark wheat breads (whole wheat, cracked wheat, multigrain, etc.).....		311812-17	5.5	0.0	0.1	0.1	0.0	0.6
Other variety breads (rye, unleavened, raisin, potato, self-rising, salt-free, canned, etc.).....		311812-18	0.3	-0.1	0.2	-0.6	0.0	0.6
Rolls, bread-type (including muffins, bagels, and croissants), including frozen.....		311812-5	1.5	0.2	-0.2	0.0	0.3	-0.1
Rolls, hamburger and wiener.....		311812-51	-0.1	0.2	0.0	0.0	0.5	-0.2
All other rolls, bread-type (incl. muffins, bagels, and croissants).....		311812-59	2.9	0.2	-0.3	0.1	0.2	0.0
Soft cakes, excluding frozen.....		311812-7	4.6	-0.5	0.2	0.5	-1.1	0.3
Pies (fruit, cream, and custard), excluding frozen.....		311812-8	-	0.1	0.2	0.2	-2.3	0.6
Other sweet goods, excluding frozen.....		311812-9	2.7	0.1	0.1	0.0	-0.5	0.6
Secondary products and miscellaneous receipts.....		311812-SM						
Secondary products.....		311812-S	-1.5	0.0	0.0	0.0	-0.2	-0.8
Frozen cakes and other pastries manufacturing.....	311813		2.9	0.0	-1.2	4.1	-0.5	-0.2
Primary products.....		311813-P	1.9	-0.1	-1.4	3.7	-0.7	-0.2
Frozen cakes, pies, and other pastries.....		311813-0	1.9	-0.1	-1.4	3.7	-0.7	-0.2
Secondary products and miscellaneous receipts.....		311813-SM						
Secondary products.....		311813-S	11.9	0.0	0.5	8.4	1.1	-0.6
Cookie, cracker & pasta mfg.....	31182		-1.9	-0.1	0.0	-0.2	0.1	0.0
Cookie and cracker manufacturing.....	311821		2.0	0.0	0.0	0.0	0.0	0.0
Primary products.....		311821-P	2.3	0.0	0.0	0.0	0.0	0.0
Crackers, biscuits, and related products.....		311821-2	0.2	0.0	0.0	0.0	0.0	0.0
Saltines and all other crackers, cracker meal and crumbs, and biscuits.....		311821-24	0.2	0.0	0.0	0.0	0.0	0.0
Cookies, wafers, and ice cream cones and cups (excluding frozen).....		311821-4	3.8	0.0	0.0	0.0	0.0	0.0
Secondary products and miscellaneous receipts.....		311821-SM						
Secondary products.....		311821-S	0.0	0.0	0.0	0.0	0.0	0.0
Dry pasta, dough, and flour mixes manufacturing from purchased flour.....	311824		-4.8	-0.2	0.1	-0.4	0.1	0.0
Primary products.....		311824-P	-5.5	-0.2	0.1	-0.5	0.1	-0.1

See footnotes at end of table.

Table 12. Producer price index percentage changes for the net output of selected industries and their products, not seasonally adjusted — Continued
 [March 2024]

Title ¹	Industry code	Product code	Unadjusted 12-month percent change ²	Unadjusted 1-month percent change ²				
				Mar. 2023 to Mar. 2024 ^P	Oct. to Nov.	Nov. to Dec. ^P	Dec. to Jan. ^P	Jan. to Feb. ^P
Dry pasta, dough, and flour mixes manufacturing from purchased flour - Continued								
Prepared flour mixes (incl refrigerated & frozen doughs & batters) made from purchased flour.....		311824-1	-2.3	-0.3	0.1	0.1	0.4	-0.2
Flour mixes (refrigerated & frozen doughs & batters), ex cake mixes, made from purchased flour.....		311824-12	-2.8	-0.3	0.1	0.1	0.4	-0.2
Dry macaroni, spaghetti and egg noodle products (excluding canned or frozen)...		311824-3	-11.4	0.0	0.0	-1.8	-0.6	0.0
Secondary products and miscellaneous receipts.....		311824-SM						
Secondary products.....		311824-S	5.8	0.0	0.0	-0.1	0.0	0.0
Tortilla mfg.....	31183		7.6	0.8	-0.4	2.1	0.1	0.5
Tortilla manufacturing.....	311830		7.6	0.8	-0.4	2.1	0.1	0.5
Primary products.....		311830-P	7.5	0.8	-0.4	2.2	0.0	0.0
Tortillas, sold in bulk or packages, excluding frozen or canned.....		311830-0	7.5	0.8	-0.4	2.2	0.0	0.0
Secondary products and miscellaneous receipts.....		311830-SM						
Miscellaneous receipts.....		311830-M	2.2	0.0	0.0	-0.6	0.0	0.0
Secondary products.....		311830-S	11.8	0.0	0.3	-0.2	1.4	12.1
Other food manufacturing.....	3119		1.4	0.0	0.2	0.1	2.0	0.9
Snack food mfg.....	31191		12.0	-0.3	0.2	0.2	1.6	5.2
Roasted nuts and peanut butter manufacturing.....	311911		4.2	-0.9	0.6	0.7	-0.1	2.6
Primary products.....		311911-P	4.4	-1.0	0.9	0.8	-0.1	2.7
Nuts and seeds (salted, roasted, cooked, or blanched).....		311911-1	4.8	-0.7	0.5	1.0	0.0	3.1
Nuts (salted, roasted, cooked, or blanched), sold in bulk.....		311911-11	5.3	-0.8	0.6	1.2	0.0	3.4
Canned nuts (salted, roasted, cooked, or blanched).....		311911-12	0.1	1.1	0.4	-1.6	1.3	-1.1
All other packaged nuts, including all types of seeds (salted, roasted, cooked, or blanched).....		311911-13	0.1	-0.3	-0.9	0.0	0.0	-0.1
Peanut butter.....		311911-4	1.2	-3.1	3.8	-1.3	-1.0	0.1
Secondary products and miscellaneous receipts.....		311911-SM						
Secondary products.....		311911-S	7.4	0.0	0.0	0.0	0.0	-0.2
Other snack food manufacturing.....	311919		15.7	0.0	0.0	0.0	2.4	6.3
Primary products.....		311919-P	15.3	0.0	0.0	0.0	1.7	6.5
Potato chips and sticks, plain and flavored.....		311919-1	15.3	0.0	0.0	0.0	1.2	2.5
Corn chips and related products.....		311919-4	17.5	0.0	0.0	0.0	1.7	14.9
Other chips, sticks (hard pretzels, bacon rinds, popcorn (except candied), etc.)...		311919-7	12.6	0.0	0.0	0.0	2.6	2.0
Secondary products and miscellaneous receipts.....		311919-SM						
Coffee & tea mfg.....	31192		6.1	0.0	0.3	-0.2	-0.3	0.3
Coffee and tea manufacturing.....	311920		6.1	0.0	0.3	-0.2	-0.3	0.3
Primary products.....		311920-P	6.2	0.0	0.3	-0.2	-0.3	0.3
Roasted coffee.....		311920-1	7.0	0.0	0.3	-0.2	-0.2	0.3
Coffee, concentrated, including coffee substitutes.....		311920-5	2.9	0.0	0.0	0.0	0.0	0.0
Tea in consumer packages.....		311920-7	-0.5	-0.2	0.4	0.0	-1.4	0.0
Secondary products and miscellaneous receipts.....		311920-SM						
Miscellaneous receipts.....		311920-M	0.0	0.0	0.0	0.0	0.0	0.0
Flavoring syrup & concentrate mfg.....	31193		0.3	-0.7	0.0	0.8	0.0	0.0
Flavoring syrup and concentrate manufacturing.....	311930		0.3	-0.7	0.0	0.8	0.0	0.0
Primary products.....		311930-P	0.3	-0.7	0.0	0.5	0.0	0.0
Liquid beverage bases, excluding use by soft drink bottlers.....		311930-1	-9.1	-2.3	0.0	-8.0	0.0	0.0
Soft drink flavoring syrup, sold in bulk.....		311930-6	6.0	0.0	0.0	5.9	0.0	0.0
Other flavoring agents (except chocolate syrups).....		311930-8	1.7	0.0	0.0	1.7	0.0	0.0
Secondary products and miscellaneous receipts.....		311930-SM						
Secondary products.....		311930-S	-	0.0	0.0	4.8	0.3	-
Seasoning & dressing mfg.....	31194		3.8	0.5	0.0	0.3	0.4	0.0
Mayonnaise, dressing, and sauce manufacturing.....	311941		5.5	0.8	0.1	0.1	0.3	-0.1
Primary products.....		311941-P	5.8	0.9	0.1	0.2	0.3	0.0
Vinegar and cider.....		311941-1	4.1	0.0	0.0	0.0	0.0	0.0
Prepared sauces, excluding tomato-based sauces and sauces comprised of 20 percent or more meat.....		311941-4	12.3	1.3	0.1	0.4	0.4	0.0
Mayonnaise, salad dressings, and sandwich spreads.....		311941-7	-0.4	0.6	0.0	-0.1	0.2	0.0
Spoon-type salad dressing incl. mayonnaise, sandwich spreads, refrigerated dressings, semisolid.....		311941-75	0.6	0.9	0.0	-0.2	0.4	0.0
Pourable-type salad dressing (reduced calorie, cheese, vinegar and oil, etc.)...		311941-76	-1.8	0.0	0.0	0.0	0.0	0.0
Secondary products and miscellaneous receipts.....		311941-SM						
Miscellaneous receipts.....		311941-M	2.1	0.0	0.0	0.0	0.0	0.0
Secondary products.....		311941-S	2.9	0.1	0.0	-0.4	0.2	-1.5

See footnotes at end of table.

Table 12. Producer price index percentage changes for the net output of selected industries and their products, not seasonally adjusted — Continued
 [March 2024]

Title ¹	Industry code	Product code	Unadjusted 12-month percent change ²	Unadjusted 1-month percent change ²				
				Mar. 2023 to Mar. 2024 ^P	Oct. to Nov.	Nov. to Dec. ^P	Dec. to Jan. ^P	Jan. to Feb. ^P
Spice and extract manufacturing.....	311942		1.9	0.0	0.0	0.6	0.6	0.1
Primary products.....		311942-P	1.9	0.0	0.0	0.6	0.7	0.1
Table salt (evaporated), pepper (white and black), and other spices.....		311942-1	3.4	0.1	0.1	0.3	2.1	0.5
Pepper and other spices in commercial sizes (1 lb or more).....		311942-16	3.5	0.5	0.0	1.1	0.0	1.8
Flavoring extracts, emulsions, liquid flavors, and food colorings.....		311942-6	1.9	0.0	0.0	1.6	0.0	0.0
Dry mix food preparations.....		311942-7	0.7	0.0	0.0	0.2	0.0	-0.3
Secondary products and miscellaneous receipts.....		311942-SM						
Secondary products.....		311942-S	—	—	-0.1	—	—	—
All other food mfg.....	311999		-13.5	0.2	0.4	-0.3	5.6	-3.5
Perishable prepared food manufacturing.....	311991		1.4	0.2	0.1	-0.2	0.3	0.4
Primary products.....		311991-P	1.4	0.3	0.1	-0.2	0.3	0.4
Perishable prepared foods.....		311991-0	1.4	0.3	0.1	-0.2	0.3	0.4
Secondary products and miscellaneous receipts.....		311991-SM						
Miscellaneous receipts.....		311991-M	1.6	0.0	0.0	0.0	0.0	0.0
All other miscellaneous food manufacturing.....	311999		-25.5	0.2	0.7	-0.4	11.5	-7.5
Primary products.....		311999-P	-27.0	0.3	0.0	-0.5	12.2	-7.7
All other miscellaneous manufactured foods.....		311999-0	-27.0	0.3	0.0	-0.5	12.2	-7.7
Secondary products and miscellaneous receipts.....		311999-SM						
Beverage & tobacco mfg.....	312		5.6	0.4	-0.3	1.4	1.5	0.1
Beverage mfg.....	3121		3.0	-0.2	-0.4	1.8	1.1	0.2
Soft drink & ice mfg.....	31211		5.1	-0.6	-1.0	3.3	2.2	0.2
Soft drink manufacturing.....	312111		5.7	-0.9	-1.2	3.7	2.6	0.3
Primary products.....		312111-P	5.7	-0.9	-1.3	3.7	2.7	0.4
Soft drinks, non-carbonated.....		312111-A	1.5	-1.2	-9.1	5.6	3.9	0.3
Soft drinks, non-carbonated, fruit drinks, cocktails, and ades.....		312111-A4	-3.8	-1.6	-13.8	7.6	2.7	-0.9
Soft drinks, non-carbonated, iced tea and other types.....		312111-A9	9.0	-0.5	0.4	2.3	4.7	1.0
Soft drinks, energy and sport.....		312111-B	—	—	—	—	3.3	2.2
Soft drinks, carbonated, bottled, canned, glass, plastic.....		312111-2	6.5	-0.8	2.1	3.0	2.1	-0.4
Secondary products and miscellaneous receipts.....		312111-SM						
Miscellaneous receipts.....		312111-M	15.4	-1.1	0.2	3.5	5.5	-1.3
Secondary products.....		312111-S	—	-1.5	0.1	2.8	—	—
Bottled water manufacturing.....	312112		2.5	1.5	0.7	1.3	-0.6	-0.2
Primary products.....		312112-P	2.5	1.5	0.7	1.4	-0.6	-0.2
Bottled water.....		312112-0	2.5	1.5	0.7	1.4	-0.6	-0.2
Secondary products and miscellaneous receipts.....		312112-SM						
Ice manufacturing.....	312113		-1.7	0.0	0.6	-1.4	0.1	0.4
Primary products.....		312113-P	-2.2	0.0	0.6	-1.4	0.1	0.0
Ice, manufactured (cubed, crushed, etc.), including can or block.....		312113-0	-2.2	0.0	0.6	-1.4	0.1	0.0
Secondary products and miscellaneous receipts.....		312113-SM						
Miscellaneous receipts.....		312113-M	39.5	0.0	0.0	0.0	0.0	5.7
Breweries.....	31212		1.6	0.0	-0.1	0.9	0.0	0.1
Breweries.....	312120		1.6	0.0	-0.1	0.9	0.0	0.1
Primary products.....		312120-P	1.8	0.0	-0.1	1.0	0.0	0.1
Canned beer and ale case goods.....		312120-1	0.2	0.0	-0.1	0.4	-0.1	0.3
Bottled beer and ale case goods.....		312120-5	1.0	-0.2	-0.4	0.5	0.0	0.1
Beer and ale in barrels and kegs.....		312120-7	3.1	-0.1	0.0	1.1	0.1	-0.1
All other malt beverages and brewing products.....		312120-9	7.2	0.4	0.0	7.6	0.2	-0.2
Secondary products and miscellaneous receipts.....		312120-SM						
Miscellaneous receipts.....		312120-M	0.0	0.0	0.0	0.0	0.0	0.0
Wineries.....	31213		2.2	0.3	0.2	-0.1	0.0	0.2
Wineries.....	312130		2.2	0.3	0.2	-0.1	0.0	0.2
Primary products.....		312130-P	2.0	0.3	0.3	-0.2	0.0	0.2
Wines, brandy, and brandy spirits.....		312130-0	2.0	0.3	0.3	-0.2	0.0	0.2
Wines, white, red, and rose grape, and other fruits, 14 percent or less alcohol...		312130-08	2.0	0.4	0.2	-0.2	0.0	0.3
Wines, white grape, 14 percent or less alcohol content.....		312130-0811	2.4	0.0	0.1	-0.1	-0.1	0.3
Wines, red grape, 14 percent or less alcohol content.....		312130-0821	1.6	0.8	0.2	-0.3	0.1	0.4
Wines, rose grape and other fruits and berries, 14 percent or less alcohol. ...		312130-0831	1.8	-0.6	1.2	0.0	0.4	0.7
Wines, dessert, effervescent, and wine coolers.....		312130-09	1.7	0.0	0.8	-0.2	0.1	-5.1
All other wines, brandy, and brandy spirits.....		312130-0B	2.1	-0.3	0.9	-0.2	-0.1	1.2
Secondary products and miscellaneous receipts.....		312130-SM						
Miscellaneous receipts.....		312130-M	9.7	0.7	0.0	1.8	-1.9	0.0

See footnotes at end of table.

Table 12. Producer price index percentage changes for the net output of selected industries and their products, not seasonally adjusted — Continued
 [March 2024]

Title ¹	Industry code	Product code	Unadjusted 12-month percent change ²	Unadjusted 1-month percent change ²				
				Mar. 2023 to Mar. 2024 ^P	Oct. to Nov.	Nov. to Dec. ^P	Dec. to Jan. ^P	Jan. to Feb. ^P
Distilleries.....	31214		-3.0	0.0	0.0	0.0	0.2	0.0
Distilleries.....	312140		-3.0	0.0	0.0	0.0	0.2	0.0
Primary products.....		312140-P	-3.0	0.0	0.0	0.0	0.1	0.0
Distilled liquor, excluding brandy.....		312140-2	-6.3	0.0	0.0	0.0	-0.1	0.0
Distilled whiskey, all other distilled liquor, excluding brandy.....		312140-22	-6.3	0.0	0.0	0.0	-0.1	0.0
Bottled liquor, excluding brandy.....		312140-5	0.1	0.0	0.0	0.0	0.3	0.0
Bottled whiskey.....		312140-5B	0.0	0.0	0.0	0.0	0.0	0.0
Bottled gin, vodka, rum, cordials, cocktails, and similiar compounds.....		312140-5C	0.2	0.0	0.0	0.0	0.8	0.0
Secondary products and miscellaneous receipts.....		312140-SM						
Miscellaneous receipts.....		312140-M	4.1	0.0	0.0	0.0	4.3	-4.1
Secondary products.....		312140-S	-	-	-	-	-	-
Tobacco mfg.....	3122		10.3	1.5	0.0	0.8	2.2	0.0
Tobacco manufacturing.....	31223		10.3	1.5	0.0	0.8	2.2	0.0
Tobacco manufacturing.....	312230		10.3	1.5	0.0	0.8	2.2	0.0
Primary products.....		312230-P	10.3	1.5	0.0	0.8	2.2	0.0
Tobacco stemming and redrying.....		312230-0	2.4	0.0	0.2	0.4	0.0	1.5
Tobacco, unstemmed leaf, redried before packing.....		312230-01	4.1	0.0	0.4	0.4	0.0	2.7
Tobacco, stemmed.....		312230-04	0.2	0.0	0.0	0.4	0.0	0.0
Cigarettes, excluding electronic.....		312230-1	11.3	1.6	0.0	0.8	2.6	0.0
Other tobacco products.....		312230-9	5.1	0.8	0.0	0.6	0.3	0.0
Cigars.....		312230-91	7.3	0.0	0.0	0.0	0.0	0.0
Chewing and smoking tobacco.....		312230-94	4.6	0.9	0.0	0.8	0.4	0.0
Secondary products and miscellaneous receipts.....		312230-SM						
Textile mills.....	313		-0.8	-0.3	0.2	0.1	-0.1	0.3
Fiber, yarn, and thread mills.....	3131		-1.4	-1.1	0.2	0.4	-0.3	1.0
Fiber, yarn, and thread mills.....	31311		-1.4	-1.1	0.2	0.4	-0.3	1.0
Fiber, yarn, and thread mills.....	313110		-1.4	-1.1	0.2	0.4	-0.3	1.0
Primary products.....		313110-P	-1.4	-1.1	0.2	0.4	-0.3	1.0
Spun yarns.....		313110-4	2.7	0.0	0.0	0.0	-0.2	2.1
Cotton spun yarns.....		313110-42	2.9	0.0	0.0	0.0	0.0	2.7
Rayon, acetate, and lyocell spun yarns.....		313110-45	0.0	0.0	0.0	0.0	0.0	0.0
Noncellulosic fiber and other natural fiber (excluding cotton and wool) spun yarns.....		313110-47	-1.6	0.0	0.0	0.0	-1.4	0.0
Other noncellulosic fiber & other natural fiber yarns, spun & finished in the same est.....		313110-475	-6.6	0.0	0.0	0.0	-3.1	0.0
Textured and twisted yarns.....		313110-6	-5.6	-2.3	0.4	0.8	-0.4	0.0
Textured/crimped/bulked filament yarns, incl. stretch yarn, made from purchased filament yarn.....		313110-6H	-5.8	-2.5	0.5	0.9	-0.5	-0.1
Fabric mills.....	3132		-0.6	-0.1	0.1	0.1	0.1	0.0
Broadwoven fabric mills.....	31321		0.9	-0.1	0.1	0.2	0.2	0.0
Broadwoven fabric mills.....	313210		0.9	-0.1	0.1	0.2	0.2	0.0
Primary products.....		313210-P	0.9	-0.1	0.1	0.2	0.2	0.0
Fabricated textile products, made in weaving mills.....		313210-W	-0.7	0.6	-0.2	0.5	6.8	-2.8
Cotton broadwoven fabrics.....		313210-4	2.9	0.1	0.0	0.6	-0.8	0.5
Manmade, silk, and other natural fiber (excluding cotton and wool) broadwoven fabrics.....		313210-8	0.2	-0.2	0.3	0.0	0.0	0.0
Greige manmade, silk, and other natural fiber (exc cotton/wool) broadwoven fabrics.....		313210-81	-0.1	-0.3	0.4	-0.1	0.0	0.0
Finished manmade, silk, & natural fiber (exc cotton/wool) broadwoven, finished in weaving mills.....		313210-83	1.1	0.0	0.0	0.4	0.1	0.0
Secondary products and miscellaneous receipts.....		313210-SM						
Narrow fabric mills and schiffli embroidery.....	31322		2.4	0.3	1.3	0.6	0.0	0.1
Narrow fabric mills and schiffli embroidery.....	313220		2.4	0.3	1.3	0.6	0.0	0.1
Primary products.....		313220-P	2.4	0.3	1.3	0.6	0.0	0.1
Woven narrow fabrics (12 inches or less in width).....		313220-2	3.2	0.5	1.9	0.9	0.0	0.0
Braided narrow fabrics (12 inches or less in width).....		313220-4	1.3	-0.4	-0.3	0.0	0.0	1.0
Secondary products and miscellaneous receipts.....		313220-SM						
Secondary products.....		313220-S	0.5	-0.1	0.7	0.0	0.0	0.0
Nonwoven fabric mills.....	31323		-1.9	-0.1	-0.1	0.0	0.0	0.1
Nonwoven fabric mills.....	313230		-1.9	-0.1	-0.1	0.0	0.0	0.1
Primary products.....		313230-P	-1.9	-0.1	-0.1	0.0	0.0	0.1
Nonwoven fabrics.....		313230-1	-1.6	-0.1	-0.1	0.0	0.0	0.1

See footnotes at end of table.

Table 12. Producer price index percentage changes for the net output of selected industries and their products, not seasonally adjusted — Continued
 [March 2024]

Title ¹	Industry code	Product code	Unadjusted 12-month percent change ²	Unadjusted 1-month percent change ²				
				Mar. 2023 to Mar. 2024 ^P	Oct. to Nov.	Nov. to Dec. ^P	Dec. to Jan. ^P	Jan. to Feb. ^P
Nonwoven fabric mills - Continued								
Pressed, punched, or needled felts, excluding hats		313230-5	-7.9	-0.4	-0.1	0.0	0.3	0.1
Secondary products and miscellaneous receipts		313230-SM1						
Knit fabric mills	31324		-0.1	-0.3	0.1	0.1	0.1	0.0
Knit fabric mills	313240		-0.1	-0.3	0.1	0.1	0.1	0.0
Primary products		313240-P	-0.1	-0.3	0.1	0.1	0.1	0.0
Weft (circular) knit fabrics		313240-2	-0.7	-0.5	0.2	0.0	0.1	0.0
Weft (circular) knit fabrics, greige goods (excluding hosiery)		313240-21	-2.3	-0.3	0.0	0.0	0.0	0.0
Other knit fabrics and laces		313240-23	0.2	-0.6	0.3	0.0	0.2	0.0
Warp knit fabrics, greige goods (excluding hosiery)		313240-4	0.4	-0.1	0.0	0.2	0.0	0.0
Warp knit fabrics, knit and finished in the same establishment (excl hosiery)		313240-41	-1.2	-0.7	0.0	0.0	0.0	-0.5
Warp knit fabrics, knit and finished in same establishment		313240-43	1.7	0.4	0.0	0.3	0.1	0.3
Secondary products and miscellaneous receipts		313240-SM1						
Textile and fabric finishing mills	3133		-0.8	-0.1	0.3	0.0	-0.3	0.2
Textile and fabric finishing mills	31331		-1.9	-0.3	0.4	-0.2	-0.3	0.2
Textile and fabric finishing mills	313310		-1.8	-0.3	0.4	-0.2	-0.3	0.2
Primary products		313310-P	-2.1	-0.3	0.4	-0.2	-0.4	0.2
Textile and fabric finishing, except broadwovens		313310-B	-8.9	0.0	0.2	-0.2	-2.6	-1.6
Finished broadwoven fabrics, finished in finishing mills		313310-4	0.3	-0.4	0.5	-0.2	0.4	0.8
Commission finishing of cotton broadwoven fabrics		313310-43	-0.3	0.0	0.0	0.0	0.0	0.0
Other finished broadwoven fabrics (excl. cotton and wool), finished in finishing mills		313310-45	-5.3	-1.3	1.6	-0.6	1.1	2.2
Other commission finishing of broadwoven fabrics (excl. cotton & wool)		313310-47	-0.5	0.0	0.0	0.0	0.0	0.0
Secondary products and miscellaneous receipts		313310-SM						
Fabric coating mills	31332		1.6	0.3	0.1	0.3	-0.2	0.1
Fabric coating mills	313320		1.6	0.3	0.1	0.3	-0.2	0.1
Primary products		313320-P	1.7	0.2	0.1	0.3	-0.2	0.1
Vinyl coated fabrics, including expanded vinyl coated		313320-1	0.4	1.0	-0.1	0.1	-0.3	0.0
Rubber coated fabrics, garments, and footwear		313320-4	5.2	0.0	0.0	3.4	0.0	0.0
Coated or laminated fabrics and coated yarns, incl. impregnated fabrics		313320-5	1.8	0.0	0.2	0.0	-0.2	0.2
Secondary products and miscellaneous receipts		313320-SM						
Secondary products		313320-S	0.5	1.5	0.2	0.2	-0.2	0.1
Textile product mills	314		0.5	-0.5	-0.2	1.1	-0.9	0.1
Textile furnishings mills	3141		-0.4	-0.9	-0.3	1.2	-1.5	0.0
Carpet and rug mills	31411		-0.8	-1.2	-0.4	1.5	-2.2	0.0
Carpet and rug mills	314110		-0.8	-1.2	-0.4	1.5	-2.2	0.0
Primary products		314110-P	-0.8	-1.3	-0.4	1.5	-2.2	0.0
Carpet and rugs		314110-0	-0.8	-1.3	-0.4	1.5	-2.2	0.0
Secondary products and miscellaneous receipts		314110-SM						
Curtain and linen mills	31412		0.7	0.0	0.0	0.1	0.3	0.0
Curtain and linen mills	314120		0.7	0.0	0.0	0.1	0.3	0.0
Primary products		314120-P	0.5	0.0	0.0	0.0	0.3	0.0
Curtains and draperies, made from purchased materials		314120-1	1.8	0.0	0.0	0.0	1.0	0.0
Other household textile products, made from purchased materials		314120-8	-0.1	-0.1	0.0	0.0	0.0	0.0
Bedspreads, made from purchased materials		314120-83	0.0	0.0	0.0	0.0	0.0	0.0
Other household furnishings, made from purchased materials		314120-89	-0.1	-0.1	0.0	0.0	0.0	0.0
Secondary products and miscellaneous receipts		314120-SM						
Miscellaneous receipts		314120-M	5.4	0.0	0.0	3.0	0.0	0.0
Secondary products		314120-S	1.0	0.0	0.0	1.4	0.0	0.0
Other textile product mills	3149		1.6	0.1	-0.2	1.0	-0.2	0.3
Textile bag and canvas mills	31491		2.7	0.0	0.1	0.8	0.2	0.0
Textile bag and canvas mills	314910		2.7	0.0	0.1	0.8	0.2	0.0
Primary products		314910-P	2.5	0.0	0.1	0.8	0.0	0.0
Textile bags		314910-1	2.9	0.0	0.0	2.9	0.0	0.0
Duffel bags		314910-11	-	-	-	-	-	0.0
All other textile bags		314910-13	-	-	-	-	0.0	0.0
Canvas and related products		314910-5	2.5	0.0	0.1	0.4	0.0	0.0
Secondary products and miscellaneous receipts		314910-SM						
Miscellaneous receipts		314910-M	0.0	0.0	0.0	0.0	0.0	0.0

See footnotes at end of table.

Table 12. Producer price index percentage changes for the net output of selected industries and their products, not seasonally adjusted — Continued
 [March 2024]

Title ¹	Industry code	Product code	Unadjusted 12-month percent change ²	Unadjusted 1-month percent change ²				
				Mar. 2023 to Mar. 2024 ^P	Oct. to Nov.	Nov. to Dec. ^P	Dec. to Jan. ^P	Jan. to Feb. ^P
Textile bag and canvas mills - Continued								
Secondary products.....		314910-S	4.2	0.0	0.0	1.5	2.6	0.3
All other textile product mills.....	31499		1.1	0.1	-0.3	1.0	-0.4	0.4
Rope, twine, tire cord, and tire fabric mills.....	314994		-3.0	0.3	-0.2	0.8	-1.8	0.3
Primary products.....		314994-P	-3.1	0.3	-0.2	0.7	-1.8	0.3
Rope, cordage, and twine.....		314994-4	1.6	-0.2	-0.4	1.1	0.0	0.7
Tire cord and tire fabrics.....		314994-7	-7.2	0.8	0.0	0.4	-3.4	0.0
Secondary products and miscellaneous receipts.....		314994-SM						
Miscellaneous receipts.....		314994-M	2.7	1.2	0.0	1.9	-0.6	0.4
All other miscellaneous textile product mills.....	314999		2.6	0.0	-0.3	1.1	0.1	0.4
Primary products.....		314999-P	2.2	0.0	-0.4	1.1	0.0	0.2
Embroideries (excluding Schiffl machine products) and embroidery contractors. . .		314999-6	2.1	0.0	0.0	0.4	0.0	0.0
Trimmings and findings, excluding automobile and apparel.....		314999-7	5.9	0.8	-6.4	3.3	0.0	8.0
All other miscellaneous fabricated textile products.....		314999-8	1.9	-0.1	-0.2	1.3	0.0	-0.2
Secondary products and miscellaneous receipts.....		314999-SM						
Miscellaneous receipts.....		314999-M	3.4	0.0	-0.2	0.8	0.0	0.2
Secondary products.....		314999-S	6.7	0.0	0.0	1.6	1.0	3.3
Apparel manufacturing.....	315		3.4	0.0	0.5	1.0	0.2	1.1
Apparel knitting mills.....	3151		0.6	-0.1	0.1	0.0	0.0	0.0
Apparel Knitting Mills.....	31512		0.6	-0.1	0.1	0.0	0.0	0.0
Apparel knitting mills.....	315120		0.6	-0.1	0.1	0.0	0.0	0.0
Primary products.....		315120-P	0.6	-0.1	0.1	0.0	0.0	0.0
Hosiery and socks.....		315120-1	0.8	-0.1	0.1	0.0	0.0	0.0
Hosiery and socks.....		315120-10	0.8	-0.1	0.1	0.0	0.0	0.0
Other apparel knitting mills.....		315120-2	-	0.0	0.0	0.0	-	-
Secondary products and miscellaneous receipts.....		315120-SM						
Cut and sew apparel manufacturing.....	3152		3.5	0.0	0.5	1.3	0.3	1.3
Cut and sew apparel contractors.....	31521		7.0	0.0	2.0	0.0	0.0	4.9
Cut and sew apparel contractors.....	315210		7.0	0.0	2.0	0.0	0.0	4.9
Primary products.....		315210-P	7.1	0.0	2.0	0.0	0.0	5.0
Contract receipts for men's and boys' (including unisex) apparel.....		315210-4	7.4	0.0	4.8	0.0	0.0	2.5
Contract receipts for men's and boys' pants, work apparel, and other outerwear.....		315210-48	8.9	0.0	8.9	0.0	0.0	0.0
Secondary products and miscellaneous receipts.....		315210-SM						
Cut and sew apparel manufacturing (except contractors).....	31525		2.4	0.0	0.0	1.8	0.4	0.0
Cut and sew apparel manufacturing (except contractors).....	315250		2.4	0.0	0.0	1.8	0.4	0.0
Primary products.....		315250-P	2.3	0.0	0.0	1.8	0.4	0.0
Men's and boys' cut and sew apparel manufacturing.....		315250-1	3.6	0.0	0.0	1.0	1.2	0.0
Men's and boys' nightwear, robes, and underwear, made from purchased fabrics.....		315250-11	0.7	0.0	0.0	0.0	0.0	0.4
Men's and boys' suits, coats, and overcoats, made from purchased fabrics. . . .		315250-12	5.9	0.0	0.0	0.0	0.3	0.0
Men's and boys' shirts, except work shirts, made from purchased fabrics.		315250-13	6.2	0.0	0.0	1.0	4.9	0.0
Men's and boys' work clothing, made from purchased fabrics.....		315250-15	2.0	0.0	0.0	0.0	0.2	0.0
Men's and boys' other outerwear, made from purchased fabrics.....		315250-16	0.2	0.0	0.0	5.9	0.7	0.0
Women's, girls', and infants' cut and sew apparel manufacturing.....		315250-2	1.7	0.0	0.0	2.3	0.0	0.1
Women's and girls' lingerie and nightwear, made from purchased fabrics.		315250-21	0.8	0.0	0.0	0.0	0.0	0.0
Women's and girls' blouses and shirts, made from purchased fabrics.....		315250-22	-1.3	0.0	0.0	2.1	0.0	0.0
Women's and girls' dresses, made from purchased fabrics.....		315250-23	4.9	0.0	0.0	4.7	0.0	0.0
Women's and girls' suits, coats, and skirts, made from purchased fabrics.		315250-24	1.9	0.0	0.4	0.0	0.0	0.0
Women's and girls' other outerwear, made from purchased fabrics.....		315250-25	1.0	0.0	0.1	0.0	0.0	0.2
Other cut and sew apparel manufacturing.....		315250-3	2.3	0.0	0.0	1.4	0.4	0.0
Fur and leather apparel, made from purchased materials.....		315250-31	2.6	0.0	0.0	0.0	0.9	0.0
All other cut and sew apparel, made from purchased materials.....		315250-32	2.2	0.0	0.0	1.7	0.4	0.0
Secondary products and miscellaneous receipts.....		315250-SM						
Miscellaneous receipts.....		315250-M	4.0	0.0	0.0	0.3	0.0	0.0
Secondary products.....		315250-S	4.3	0.0	0.9	2.6	0.0	0.5
Accessories and other apparel manufacturing.....	3159		3.7	0.0	0.0	0.6	0.0	0.0
Accessories and other apparel manufacturing.....	31599		3.7	0.0	0.0	0.6	0.0	0.0
Accessories and other apparel manufacturing.....	315990		3.7	0.0	0.0	0.6	0.0	0.0
Primary products.....		315990-P	4.0	0.0	0.0	0.6	0.0	0.0

See footnotes at end of table.

Table 12. Producer price index percentage changes for the net output of selected industries and their products, not seasonally adjusted — Continued
 [March 2024]

Title ¹	Industry code	Product code	Unadjusted 12-month percent change ²	Unadjusted 1-month percent change ²				
				Mar. 2023 to Mar. 2024 ^P	Oct. to Nov.	Nov. to Dec. ^P	Dec. to Jan. ^P	Jan. to Feb. ^P
Accessories and other apparel manufacturing - Continued								
All other accessories and apparel.....		315990-B	2.0	0.0	0.0	0.0	0.0	0.0
Leather belts, made from purchased materials.....		315990-BC	—	0.0	0.0	0.0	0.0	—
All other apparel accessories, made from purchased materials.....		315990-BE	2.4	0.0	0.0	0.0	0.0	0.0
Hats, caps, and millinery products.....		315990-4	6.9	0.0	0.0	1.4	0.0	0.0
Men's and boys' fabric, straw, and felt hats, made from purchased materials.....		315990-41	7.5	0.0	0.0	1.0	0.0	0.0
Women's, girls', and infants' fabric, straw, and felt hats, made from purchased materials.....		315990-43	0.0	0.0	0.0	0.0	0.0	0.0
Hat bodies and fabric caps, made from purchased materials.....		315990-45	7.1	0.0	0.0	5.5	0.0	0.0
Gloves and mittens, made from purchased materials.....		315990-7	1.9	0.0	0.0	0.0	0.0	0.0
Secondary products and miscellaneous receipts.....		315990-SM						
Miscellaneous receipts.....		315990-M	0.0	0.0	0.0	0.0	0.0	0.0
Secondary products.....		315990-S	1.3	0.0	0.0	1.2	0.0	0.0
Leather and allied product manufacturing.....	316		3.1	0.1	0.0	0.2	0.7	0.1
Leather and hide tanning and finishing.....	3161		1.5	0.1	0.1	0.5	0.1	0.5
Leather and hide tanning and finishing.....	31611		1.5	0.1	0.1	0.5	0.1	0.5
Leather and hide tanning and finishing.....	316110		1.5	0.1	0.1	0.5	0.1	0.5
Primary products.....		316110-P	1.5	0.1	0.1	0.5	0.1	0.5
Finished and unfinished leather.....		316110-1	1.6	0.1	0.2	0.6	0.1	0.5
Tanning or finishing leather owned by others, and furs, dressed and dyed or bleached.....		316110-2	1.5	0.0	0.0	0.0	0.0	0.0
Contract and commission receipts for tanning or finishing leather owned by others.....		316110-21	0.2	0.0	0.0	0.0	0.0	0.0
Secondary products and miscellaneous receipts.....		316110-SM						
Footwear manufacturing.....	3162		2.0	0.1	0.0	0.1	1.0	0.0
Footwear manufacturing.....	31621		2.0	0.1	0.0	0.1	1.0	0.0
Footwear manufacturing.....	316210		2.0	0.1	0.0	0.1	1.0	0.0
Primary products.....		316210-P	1.9	0.1	0.0	0.1	0.9	0.0
Rubber and plastics footwear, including athletic footwear.....		316210-1	3.4	0.0	0.0	0.0	2.8	0.0
Men's footwear (size 6 and larger), excluding athletic.....		316210-2	2.2	0.0	0.0	0.2	1.1	0.0
Women's footwear (size 4 and larger), excluding athletic.....		316210-5	1.5	0.6	0.0	0.3	0.0	0.0
Secondary products and miscellaneous receipts.....		316210-SM						
Miscellaneous receipts.....		316210-M	6.2	0.0	0.0	0.7	4.5	0.0
Other leather product manufacturing.....	3169		5.4	0.0	0.0	0.1	0.8	0.0
Other leather product manufacturing.....	31699		5.4	0.0	0.0	0.1	0.8	0.0
Other leather and allied product manufacturing.....	316990		5.4	0.0	0.0	0.1	0.8	0.0
Primary products.....		316990-P	5.5	0.0	0.0	0.1	0.8	0.0
Women's and children's handbags and purses.....		316990-1	0.4	0.0	0.0	0.0	0.0	0.0
All other leather goods and allied products.....		316990-2	7.0	0.0	0.0	0.2	1.1	0.0
Luggage (including suitcases, travel bags, backpacks, and other types).....		316990-21	16.9	0.0	0.0	0.1	2.6	0.0
Personal leather goods (excluding women's handbags and purses).....		316990-22	1.7	0.0	0.0	0.0	0.0	0.0
Boot and shoe cut stock and findings.....		316990-24	2.0	0.0	0.0	0.0	0.0	0.0
All other miscellaneous leather goods.....		316990-25	0.6	0.0	0.0	0.3	0.0	0.0
Secondary products and miscellaneous receipts.....		316990-SM						
Miscellaneous receipts.....		316990-M	0.0	0.0	0.0	0.0	0.0	0.0
Wood product manufacturing.....	321		-1.0	-0.8	0.4	0.4	0.5	0.5
Sawmills and wood preservation.....	3211		-1.4	-2.3	1.6	1.6	1.0	1.6
Sawmills and wood preservation.....	32111		-1.4	-2.3	1.6	1.6	1.0	1.6
Sawmills.....	321113		-1.8	-2.7	1.9	2.2	1.5	2.0
Primary products.....		321113-P	-3.2	-3.0	2.0	0.8	1.6	2.2
Hardwood lumber, made in sawmills.....		321113-1	4.5	2.2	7.6	-0.4	1.8	0.7
Softwood lumber, made in sawmills.....		321113-3	-6.8	-5.7	0.3	1.4	1.8	3.5
Softwood dressed lumber, less than 2 inches in nominal thickness, not edge worked.....		321113-32	-21.2	-6.9	0.8	0.4	10.1	7.7
Softwood dressed 2-inch lumber, 2 inches in nominal thickness only, not edge worked.....		321113-33	-2.3	-7.6	1.9	2.0	2.3	4.8
Softwood dressed lumber and timbers, more than 2 inches in nominal thickness, not edge worked.....		321113-34	-15.8	-9.9	-3.2	3.1	-2.7	2.2
Wood chips, excluding field chips.....		321113-5	-2.5	-0.3	-1.1	0.8	0.3	-0.3
Wood ties, siding, shingles, and shakes, and contract sawing of logs owned by others.....		321113-7	4.7	-1.0	-1.6	-0.2	-1.7	0.0
Secondary products and miscellaneous receipts.....		321113-SM						

See footnotes at end of table.

Table 12. Producer price index percentage changes for the net output of selected industries and their products, not seasonally adjusted — Continued
 [March 2024]

Title ¹	Industry code	Product code	Unadjusted 12-month percent change ²	Unadjusted 1-month percent change ²				
				Mar. 2023 to Mar. 2024 ^P	Oct. to Nov.	Nov. to Dec. ^P	Dec. to Jan. ^P	Jan. to Feb. ^P
Wood preservation.....	321114		0.2	-1.0	1.0	-0.1	-0.3	0.3
Primary products.....		321114-P	1.5	-0.7	1.2	-0.1	-0.4	0.3
Wood poles, piles, and posts owned and treated by the same establishment.....		321114-1	4.5	-0.2	1.6	-0.6	-0.4	0.4
Other wood products owned and treated by the same establishment.....		321114-5	-1.9	-1.4	0.7	0.6	-0.5	0.2
Receipts for treating wood owned by others w/ arsenical chemicals, creosote, & other chemicals.....		321114-9	0.4	0.0	0.3	0.0	0.5	0.0
Secondary products and miscellaneous receipts.....		321114-SM						
Plywood and engineered wood product mfg.....	3212		0.5	-1.3	0.4	0.2	-0.5	0.6
Plywood and engineered wood product mfg.....	32121		0.5	-1.3	0.4	0.2	-0.5	0.6
Hardwood veneer and plywood manufacturing.....	321211		-4.6	-0.4	0.1	-0.1	-0.6	0.1
Primary products.....		321211-P	-4.9	-0.5	0.1	-0.1	-0.8	0.1
Hardwood veneer, including veneer backed with paper, cloth, or other flexible material.....		321211-1	-4.6	-1.2	0.4	-0.2	-0.5	0.0
Hardwood plywood.....		321211-4	-6.1	-0.3	0.0	-0.5	-1.1	0.5
Hardwood veneered panels, including two-ply veneers.....		321211-7	-3.3	1.0	-0.8	0.7	-0.8	-0.3
Secondary products and miscellaneous receipts.....		321211-SM						
Softwood veneer and plywood manufacturing.....	321212		0.2	-2.5	0.2	0.7	-1.9	0.9
Primary products.....		321212-P	3.5	-1.8	0.2	0.7	-2.0	1.0
Softwood veneer, incl. veneer backed w/ paper, cloth, or other flexible material.....		321212-1	4.1	-0.2	-1.2	-0.5	-0.2	2.8
Softwood plywood products: rough, sanded, and specialties.....		321212-4	3.1	-2.6	0.9	1.3	-2.9	0.1
Secondary products and miscellaneous receipts.....		321212-SM						
Secondary products.....		321212-S	-32.6	-12.8	-0.2	0.1	0.1	0.0
Engineered wood member manufacturing.....	321215		-6.9	-0.1	-1.6	-0.1	-0.1	-0.9
Primary products.....		321215-P	-7.0	-0.3	-1.5	-0.2	0.0	-1.0
Engineered wood members (excluding trusses).....		321215-1	-6.7	-0.2	0.3	-1.5	0.6	0.0
Laminated veneer lumber.....		321215-11	-9.1	-0.5	0.7	-0.6	1.3	-0.1
Other engineered structural wood members, excluding trusses & laminated veneer lumber.....		321215-12	-5.3	-0.1	0.0	-1.9	0.2	0.0
Wood trusses.....		321215-2	-7.2	-0.3	-2.2	0.3	-0.2	-1.4
Secondary products and miscellaneous receipts.....		321215-SM						
Reconstituted wood product manufacturing.....	321219		12.5	-2.3	2.9	0.6	-0.3	2.4
Primary products.....		321219-P	13.3	-2.4	3.0	0.7	-0.5	2.5
Hardboard products.....		321219-B	-0.4	0.0	-0.4	0.5	0.0	0.0
Particleboard made from particleboard produced at the same location.....		321219-1	-6.2	-1.3	-1.9	2.1	-0.6	0.0
Medium density fiberboard (MDF) made from MDF produced at the same location.....		321219-3	-	-	-	-	-0.4	0.0
Secondary products and miscellaneous receipts.....		321219-SM						
Other wood product manufacturing.....	3219		-1.7	0.0	0.0	-0.1	0.7	0.0
Millwork.....	32191		-0.7	0.1	0.0	0.1	1.6	0.0
Wood window and door manufacturing.....	321911		-0.2	0.2	0.2	0.1	2.9	0.0
Primary products.....		321911-P	-0.4	0.1	0.2	0.2	2.8	-0.1
Wood window units.....		321911-1	3.6	0.0	0.0	0.0	3.6	0.0
Double hung wood window units.....		321911-11	3.5	0.0	0.0	0.0	3.5	0.0
Casement wood window units.....		321911-12	3.7	0.0	0.0	0.0	3.7	0.0
All other wood window units, including horizontal sliding, awning and single hung.....		321911-13	3.6	0.0	0.0	0.0	3.6	0.0
Wood sash, excluding sash shipped in window units.....		321911-3	3.6	0.0	0.0	0.0	3.6	0.0
Wood window & door frames, incl. door frames in door units, excl. window frames in window units.....		321911-5	-12.1	1.0	1.0	0.0	1.1	0.0
Wood panel, flush, & molded face doors, interior & exterior, incl. doors with glazed sections.....		321911-7	-0.9	-0.1	0.1	0.0	2.6	-0.2
Other wood doors, incl. garage, patio, bifold, cabinet, screen, storm and louver.....		321911-9	2.8	0.0	0.0	0.9	2.7	0.0
Secondary products and miscellaneous receipts.....		321911-SM						
Secondary products.....		321911-S	-2.0	0.6	0.1	-0.3	1.5	-0.3
Cut stock, resawing lumber, and planing.....	321912		-3.1	0.2	0.1	0.1	-0.1	0.3
Primary products.....		321912-P	-3.5	0.2	0.1	0.1	-0.1	0.3
Softwood lumber, made from purchased lumber.....		321912-3	0.7	-0.2	0.1	0.2	-0.2	0.1
Hardwood cut stock and dimension.....		321912-6	0.4	0.2	0.2	0.0	0.0	0.0
Softwood cut stock and dimension.....		321912-8	-14.5	-1.9	-0.2	0.2	-0.9	2.7
Sawn wood fence stock, wood lath, and contract resawing and planing.....		321912-9	0.0	0.0	0.0	0.0	0.0	0.0
Secondary products and miscellaneous receipts.....		321912-SM						
Other millwork, including flooring.....	321918		0.2	-0.1	-0.3	0.0	0.6	-0.2
Primary products.....		321918-P	0.0	-0.1	0.4	0.1	0.1	-0.2

See footnotes at end of table.

Table 12. Producer price index percentage changes for the net output of selected industries and their products, not seasonally adjusted — Continued
 [March 2024]

Title ¹	Industry code	Product code	Unadjusted 12-month percent change ²	Unadjusted 1-month percent change ²					
				Mar. 2023 to Mar. 2024 ^P	Oct. to Nov.	Nov. to Dec. ^P	Dec. to Jan. ^P	Jan. to Feb. ^P	Feb. to Mar. ^P
Other millwork, including flooring - Continued									
Wood moldings.....		321918-2	-1.5	-0.2	-0.2	0.0	0.0	0.0	
Other wood millwork products, including stairwork, exterior millwork, and softwood flooring.....		321918-5	0.5	0.0	1.1	0.2	0.2	0.1	
Hardwood flooring.....		321918-7	0.9	-0.2	0.1	0.1	0.3	-1.0	
Hardwood flooring, other than oak and maple.....		321918-72	-2.7	0.0	0.0	0.0	-2.6	0.0	
Oak and maple hardwood flooring.....		321918-73	1.1	-0.2	0.1	0.1	0.4	-1.0	
Secondary products and miscellaneous receipts.....		321918-SM							
Secondary products.....		321918-S	-2.7	-1.2	0.2	-0.7	-0.6	2.2	
Wood container and pallet manufacturing.....	32192		-11.3	-1.3	-0.5	-1.0	-1.0	-0.4	
Wood container and pallet manufacturing.....	321920		-11.3	-1.3	-0.5	-1.1	-1.0	-0.4	
Primary products.....		321920-P	-11.3	-1.3	-0.5	-1.1	-1.0	-0.5	
Nailed and lock-corner wood boxes.....		321920-1	0.0	0.0	0.0	0.0	0.0	0.0	
Wood box and crate shook.....		321920-3	-10.7	-2.6	-0.2	-0.8	-0.4	-2.7	
Wood pallets and pallet containers, wood and metal combination.....		321920-5	-11.5	-1.3	-0.6	-0.8	-1.1	-0.4	
Other wood container parts and wood containers.....		321920-7	-10.7	0.0	0.0	-6.2	0.0	0.0	
Secondary products and miscellaneous receipts.....		321920-SM							
Miscellaneous receipts.....		321920-M	-45.9	-9.0	-2.4	-3.5	-10.3	0.0	
Secondary products.....		321920-S	-1.9	0.7	0.2	0.2	-0.3	0.2	
All other wood product manufacturing.....	32199		3.2	0.6	0.3	0.0	0.4	0.4	
Manufactured home, mobile home, manufacturing.....	321991		-1.2	0.1	0.0	0.0	0.2	0.0	
Primary products.....		321991-P	-1.2	0.1	0.0	0.0	0.2	0.0	
Manufactured homes (mobile homes), all width sizes (incl. multisection).....		321991-1	-1.2	0.1	0.0	0.0	0.2	0.0	
Secondary products and miscellaneous receipts.....		321991-SM							
Prefabricated wood building manufacturing.....	321992		2.7	-0.3	0.0	0.3	0.0	0.5	
Primary products.....		321992-P	2.7	-0.2	0.0	0.3	0.0	0.5	
Prefabricated stationary wood buildings, components (not sold as complete units).....		321992-1	6.0	0.0	-1.2	4.5	0.2	0.0	
Prefabricated stationary wood buildings, shipped in panel form (complete units).....		321992-5	4.1	-0.3	0.5	0.1	-0.2	0.8	
Prefabricated stationary wood buildings, precut packages (complete units).....		321992-6	0.5	-0.5	0.0	-1.2	0.0	0.5	
Prefabricated stationary wood buildings, shipped in three-dimensional assemblies.....		321992-7	1.8	0.0	-0.4	0.6	0.0	0.3	
Prefabricated stationary wood buildings, three-dimensional assemblies, residential.....		321992-71	2.0	0.0	-0.4	0.7	0.0	0.3	
Prefabricated stationary wood buildings, three-dimensional assemblies, nonresidential.....		321992-72	0.1	0.0	0.0	0.0	0.0	0.0	
Secondary products and miscellaneous receipts.....		321992-SM							
Miscellaneous receipts.....		321992-M	0.6	-2.6	1.6	1.2	0.5	-0.3	
Secondary products.....		321992-S	0.7	0.0	0.2	0.0	0.2	0.2	
Miscellaneous wood product manufacturing.....	321999		7.8	1.7	0.7	-0.1	0.9	0.7	
Primary products.....		321999-P	7.3	2.1	0.8	-0.4	0.9	0.8	
All other miscellaneous wood products.....		321999-0	7.3	2.1	0.8	-0.4	0.9	0.8	
Secondary products and miscellaneous receipts.....		321999-SM							
Paper manufacturing.....	322		-3.1	0.0	-0.3	0.0	0.1	-0.3	
Pulp, paper & paperboard mills.....	3221		-5.4	0.1	-0.8	0.4	0.0	0.0	
Pulp mills.....	32211		-17.4	0.5	2.8	1.6	1.5	1.0	
Pulp mills.....	322110		-17.4	0.5	2.8	1.6	1.5	1.0	
Primary products.....		322110-P	-17.4	0.5	2.8	1.6	1.5	1.0	
Special alpha and dissolving wood pulp, incl. sulfite and sulfate and other wood pulp.....		322110-6	-17.1	0.5	3.4	1.8	1.7	1.2	
All other miscellaneous pulp, other than wood, and pulp mill by-products, incl. turpentine.....		322110-9	-20.2	0.2	-1.6	0.4	0.0	0.0	
Paper mills.....	32212		-3.0	0.1	-0.2	0.1	-0.1	-0.2	
Paper mills.....	322120		-3.0	0.0	-0.2	0.1	-0.1	-0.2	
Primary products.....		322120-P	-2.9	-0.4	-0.3	0.1	0.1	-0.5	
Bleached bristol, clay-coated, uncoated, and industrial converted paper.....		322120-1	-2.5	0.1	0.1	0.6	0.0	-1.5	
Construction paper.....		322120-2	2.7	0.0	0.0	0.0	1.0	1.0	
Sanitary tissue paper products, made in paper mills.....		322120-4	-3.4	-0.7	-0.6	-0.2	0.0	-0.1	
Newsprint and uncoated ground-wood paper.....		322120-5	-15.8	-2.1	-0.8	-0.9	-0.5	-1.1	
Secondary products and miscellaneous receipts.....		322120-SM							
Paperboard mills.....	32213		-6.2	0.2	-1.9	0.7	-0.1	0.2	
Paperboard mills.....	322130		-6.2	0.2	-1.9	0.7	-0.1	0.2	

See footnotes at end of table.

Table 12. Producer price index percentage changes for the net output of selected industries and their products, not seasonally adjusted — Continued
 [March 2024]

Title ¹	Industry code	Product code	Unadjusted 12-month percent change ²	Unadjusted 1-month percent change ²					
				Mar. 2023 to Mar. 2024 ^P	Oct. to Nov.	Nov. to Dec. ^P	Dec. to Jan. ^P	Jan. to Feb. ^P	Feb. to Mar. ^P
Paperboard mills - Continued									
Primary products.....		322130-P	-6.4	0.0	-2.0	0.7	-0.2	0.2	
Bleached packaging and industrial converting paperboard.....		322130-B	-2.3	0.0	0.0	0.0	0.0	0.0	
Unbleached kraft packaging and industrial converting paperboard.....		322130-1	-8.8	0.0	-3.6	0.3	-0.2	0.2	
Recycled paperboard.....		322130-7	-8.1	0.1	-0.6	-0.9	-0.6	0.3	
Secondary products and miscellaneous receipts.....		322130-SM							
Converted paper product mfg.....	3222		-2.2	-0.1	-0.2	-0.2	0.2	-0.5	
Paper container mfg.....	32221		-2.9	-0.2	0.1	-0.3	0.0	-0.6	
Corrugated and solid fiber box manufacturing.....	322211		-4.3	0.0	0.3	-0.8	-0.2	0.3	
Primary products.....		322211-P	-4.5	0.0	0.3	-0.9	-0.2	0.2	
Corrugated and solid fiber boxes, including pallets.....		322211-0	-4.5	0.0	0.3	-0.9	-0.2	0.2	
Corrugated shipping containers for food and beverages and carryout boxes for retail food.....		322211-01	-5.3	0.0	0.0	-1.0	-0.3	-0.2	
Corrugated shipping containers for paper and allied products.....		322211-02	-11.3	0.0	-0.1	-0.2	-0.1	1.2	
Corrugated shipping containers for metal and electrical machinery.....		322211-03	-7.0	0.0	0.0	-5.8	0.0	0.1	
Corrugated shipping containers for all other end uses.....		322211-04	-4.2	0.0	0.0	-0.9	-0.7	0.3	
Corrugated paperboard in sheets and rolls, lined and unlined.....		322211-05	-2.6	-0.6	0.5	1.1	0.0	0.0	
Other corrugated and solid fiber products, including containers, pallets, pads, etc.....		322211-09	1.3	0.7	1.8	-0.2	0.2	0.4	
Secondary products and miscellaneous receipts.....		322211-SM							
Miscellaneous receipts.....		322211-M	-0.2	-1.5	0.0	-0.2	-0.5	1.3	
Secondary products.....		322211-S	1.7	-0.4	0.0	0.2	0.8	1.1	
Folding paperboard box manufacturing.....	322212		0.8	-1.1	-0.3	1.2	0.8	-2.1	
Primary products.....		322212-P	0.8	-1.1	-0.3	1.3	0.9	-2.2	
Folding paperboard boxes, packaging, and packaging components.....		322212-0	0.8	-1.1	-0.3	1.3	0.9	-2.2	
Secondary products and miscellaneous receipts.....		322212-SM							
Other paperboard container manufacturing.....	322219		-1.6	0.5	0.1	0.2	0.0	-2.3	
Primary products.....		322219-P	-1.8	0.5	0.1	0.3	0.0	-2.5	
Setup (rigid) paperboard boxes.....		322219-1	-0.3	1.7	0.0	0.0	0.0	0.7	
Paperboard fiber drums with ends of any material.....		322219-7	1.1	-2.4	0.0	0.1	0.4	0.4	
Fiber cans, tubes, and similar fiber products.....		322219-8	1.9	0.1	0.2	0.1	0.0	-1.9	
Fiber cans, all fiber and composite.....		322219-81	2.5	0.3	0.4	0.1	0.0	-3.5	
Fiber cores and tubes.....		322219-82	-0.2	-0.4	0.0	0.0	0.0	0.6	
Paperboard cones, reels, spools, bobbins, blocks, and all vulcanized fiber products.....		322219-83	8.4	0.0	0.0	0.0	0.0	0.0	
Secondary products and miscellaneous receipts.....		322219-SM							
Paper bag and coated and treated paper mfg.....	32222		-0.8	-0.2	-0.2	0.3	-0.3	0.0	
Paper bag and coated and treated paper manufacturing.....	322220		-0.9	-0.2	-0.2	0.3	-0.3	0.0	
Primary products.....		322220-P	-1.0	-0.2	-0.2	0.3	-0.3	0.0	
Specialty bags, pouches, and liners, multiweb laminations and foil, except film-film.....		322220-C	-1.0	0.0	0.0	0.1	-0.8	-0.1	
Uncoated single-web paper grocers' bags and sacks and variety and shopping bags.....		322220-D	14.1	0.0	0.0	0.0	0.0	0.0	
Laminated aluminum foil rolls and sheets for flexible packaging uses.....		322220-F	-0.2	0.0	0.0	-0.1	0.0	0.0	
Pasted, lined, laminated, or surface-coated paperboard.....		322220-G	-1.7	0.0	0.0	0.0	-0.3	0.0	
Single-web paper, rolls and sheets, including waxed, for flexible packaging uses.....		322220-H	-0.1	0.0	0.0	0.1	0.0	0.0	
Multiweb laminated rolls and sheets, except foil, for flexible packaging uses.....		322220-J	-3.4	0.0	0.4	1.4	0.0	0.0	
Pressure-sensitive products.....		322220-N	-2.1	-0.1	-1.0	0.0	-0.6	0.3	
Wallcoverings.....		322220-7	0.4	0.0	0.0	0.0	0.0	0.0	
Converted foil for nonpackaging applications.....		322220-8	1.0	0.0	0.0	0.0	0.0	0.0	
Other coated and processed papers, except for packaging uses.....		322220-9	-1.0	-1.7	0.7	0.8	-0.2	-0.7	
Secondary products and miscellaneous receipts.....		322220-SM							
Miscellaneous receipts.....		322220-M	23.3	2.5	1.2	0.0	0.0	0.0	
Stationery product mfg.....	32223		1.5	1.0	0.2	-1.7	1.8	0.4	
Stationery product manufacturing.....	322230		1.5	1.0	0.2	-1.7	1.8	0.4	
Primary products.....		322230-P	1.3	0.9	0.3	-1.8	1.9	0.4	
Die-cut paper and paperboard office supplies.....		322230-4	13.8	7.3	0.0	6.1	0.0	0.0	
Envelopes, commercial, all types and materials.....		322230-5	-2.5	1.0	-0.6	-2.5	-0.8	1.1	
Tablets, pads and related products.....		322230-9	-0.4	0.4	-0.1	0.0	0.0	0.0	
Secondary products and miscellaneous receipts.....		322230-SM							
Miscellaneous receipts.....		322230-M	-3.7	0.6	-0.5	0.1	-0.4	-0.1	
Other converted paper product mfg.....	32229		-2.3	-0.2	-1.6	-0.1	0.7	-1.2	
Sanitary paper product manufacturing.....	322291		-2.2	0.0	-2.2	-0.1	0.4	-1.3	

See footnotes at end of table.

Table 12. Producer price index percentage changes for the net output of selected industries and their products, not seasonally adjusted — Continued
 [March 2024]

Title ¹	Industry code	Product code	Unadjusted 12-month percent change ²	Unadjusted 1-month percent change ²				
				Mar. 2023 to Mar. 2024 ^P	Oct. to Nov.	Nov. to Dec. ^P	Dec. to Jan. ^P	Jan. to Feb. ^P
Sanitary paper product manufacturing - Continued								
Primary products.....		322291-P	-2.3	0.0	-2.2	-0.1	0.4	-1.3
Disposable diapers and similar disposable products, made from purchased sanitary paper stock.....		322291-2	0.0	0.0	0.0	0.0	0.0	0.0
Sanitary tissue paper products, made from purchased sanitary paper stock or wadding.....		322291-5	-4.3	0.0	-4.2	-0.2	0.8	-2.5
Secondary products and miscellaneous receipts.....		322291-SM						
Miscellaneous receipts.....		322291-M	-4.0	-1.1	5.9	-0.4	-9.6	9.2
All other converted paper product mfg.....	322299		-2.7	-0.5	-0.3	0.0	1.4	-1.0
Primary products.....		322299-P	-2.3	-0.5	-0.4	0.2	1.5	-1.0
Molded pulp goods, including egg cartons, florist pots, food trays, etc.....		322299-1	-6.3	-0.7	-0.6	-0.4	1.8	-3.5
Miscellaneous converted paper and paperboard products.....		322299-3	-0.9	-0.5	-0.3	0.4	1.4	-0.2
Secondary products and miscellaneous receipts.....		322299-SM						
Secondary products.....		322299-S	-	0.0	-0.5	1.5	-	-
Printing and related support activities.....	323		4.9	0.9	0.7	0.7	0.1	0.9
Printing and related support activities.....	3231		4.9	0.9	0.7	0.7	0.1	0.9
Printing.....	32311		5.0	0.9	0.8	0.7	0.1	1.0
Commercial screen printing.....	323113		1.8	-0.1	0.1	0.1	0.0	0.9
Primary products.....		323113-P	1.8	-0.1	0.1	0.2	0.0	1.0
Screen printing on garments, apparel accessories, and other fabric articles, excluding labels.....		323113-4	1.8	-0.1	0.1	-0.2	0.0	1.1
Screen printing (excluding on textiles, apparel, apparel accessories, and labels).....		323113-6	1.8	0.0	0.0	1.3	0.0	0.6
Secondary products and miscellaneous receipts.....		323113-SM						
Miscellaneous receipts.....		323113-M	3.7	-0.4	0.0	-1.3	0.8	0.0
Secondary products.....		323113-S	1.3	0.0	0.0	0.1	0.2	0.6
Books printing.....	323117		3.0	1.2	-1.2	1.9	0.5	0.0
Primary products.....		323117-P	4.7	1.5	-0.6	2.3	0.6	0.0
Other book and pamphlet printing and binding.....		323117-E	2.4	0.0	-0.1	2.5	0.0	0.0
Textbook printing and binding.....		323117-1	-3.0	0.0	0.0	0.0	-0.8	0.0
Technical, scientific, & professional book printing & binding.....		323117-3	-8.3	0.0	-7.0	0.0	-0.5	0.0
Religious book printing and binding.....		323117-5	-1.8	0.8	0.0	0.0	-1.5	0.0
General book (trade, etc.) printing & binding.....		323117-7	13.5	3.2	0.0	4.2	2.0	0.0
Secondary products and miscellaneous receipts.....		323117-SM						
Commercial printing, except screen and books.....	32311K		5.4	1.0	0.9	0.7	0.1	1.0
Primary products.....		32311K-P	1.4	0.1	0.1	0.8	0.1	0.1
Commercial lithographic printing.....		32311K-0	-0.6	0.0	0.0	0.1	0.0	0.0
Other commercial and general job printing (lithographic).....		32311K-0B	-2.1	-0.1	0.0	0.5	0.0	0.0
Magazine and periodical printing (lithographic).....		32311K-01	-1.8	0.0	0.0	-0.3	0.0	0.0
Label and wrapper printing (lithographic).....		32311K-03	-2.1	0.0	0.0	0.0	0.0	0.0
Catalog and directory printing (lithographic).....		32311K-05	-0.9	0.0	0.0	0.5	0.0	0.0
Advertising printing (lithographic).....		32311K-09	0.2	0.0	0.0	0.3	0.0	-0.1
Commercial flexographic printing.....		32311K-2	0.7	0.0	0.0	0.0	0.0	0.0
Label and wrapper printing (flexographic).....		32311K-21	0.4	0.0	0.0	0.0	0.0	0.0
Quick printing.....		32311K-4	14.7	0.0	0.0	1.6	8.6	0.0
Digital printing.....		32311K-5	4.8	0.2	0.2	2.5	0.0	0.6
Manifold business forms printing.....		32311K-6	3.3	0.0	0.0	3.3	0.0	0.0
Other commercial printing.....		32311K-9	2.8	0.0	0.0	0.0	0.0	0.0
All other commercial and general job printing.....		32311K-9V	1.7	0.0	0.0	0.1	0.0	0.0
Secondary products and miscellaneous receipts.....		32311K-SM						
Miscellaneous receipts.....		32311K-M	-1.6	0.3	0.0	0.2	0.0	0.0
Support activities for printing.....	32312		1.1	0.1	0.1	0.0	0.4	0.2
Support activities for printing.....	323120		1.1	0.1	0.1	0.0	0.4	0.2
Primary products.....		323120-P	1.1	0.1	0.1	0.0	0.4	0.2
Softcover, pamphlet, sample book, and other binding of books and materials printed elsewhere.....		323120-3	1.2	0.1	0.0	0.0	0.1	0.4
Miscellaneous binding and postpress work, incl collating, perforating, folding, gluing, etc.....		323120-5	-2.7	-0.4	-0.3	-0.2	0.0	0.0
Prepress services, excl platemaking (incl film, assembled flats, color sep., typesetting, etc.).....		323120-7	0.7	0.0	0.0	0.0	0.0	0.0
Printing plates and cylinders, prepared for printing (excl blank plates and blank cylinders).....		323120-9	1.8	0.0	0.0	0.0	0.6	0.0
Secondary products and miscellaneous receipts.....		323120-SM						
Petroleum and coal products manufacturing.....	324		-5.0	-6.3	-9.6	0.3	11.5	2.0

See footnotes at end of table.

Table 12. Producer price index percentage changes for the net output of selected industries and their products, not seasonally adjusted — Continued
 [March 2024]

Title ¹	Industry code	Product code	Unadjusted 12-month percent change ²	Unadjusted 1-month percent change ²				
			Mar. 2023 to Mar. 2024 ^P	Oct. to Nov.	Nov. to Dec. ^P	Dec. to Jan. ^P	Jan. to Feb. ^P	Feb. to Mar. ^P
Petroleum and coal products mfg.	3241		-5.0	-6.3	-9.6	0.3	11.5	2.0
Petroleum refineries.	32411		-5.4	-6.8	-10.5	0.0	12.7	2.2
Petroleum refineries.	324110		-5.4	-6.8	-10.5	0.0	12.7	2.2
Primary products.		324110-P	-5.5	-7.0	-10.7	0.0	13.0	2.2
Kerosene, except jet fuel.		324110-B	-1.9	-9.6	-13.6	-2.3	16.7	-4.3
Light fuel oils.		324110-C	-6.1	-3.9	-12.9	-3.9	16.9	-1.1
Home heating oil and other distillates, NEC.		324110-C1	-5.2	-10.0	-9.8	3.9	10.9	-7.5
Diesel fuel.		324110-C2	-6.2	-3.4	-13.1	-4.4	17.3	-0.6
Heavy fuel oils, including No. 5, No. 6, heavy diesel, gas enrichment oils, etc.		324110-E	12.3	-5.2	-7.1	-0.2	1.8	0.9
Unfinished oils and lubricating oil base stock.		324110-J	-8.1	2.1	-7.3	-3.6	9.5	-5.2
Liquefied refinery gases, including other aliphatics (feed stock and other uses).		324110-R	12.5	6.3	0.9	1.0	13.3	8.9
Other finished petroleum products, including waxes.		324110-T	-42.1	-15.6	-16.8	-2.3	-2.6	8.2
Gasoline, including finished base stocks and blending agents.		324110-1	-1.5	-9.9	-8.8	3.4	12.3	6.3
Motor gasoline, including finished base stocks and blending agents.		324110-12	-1.4	-9.6	-9.0	3.4	12.5	6.2
Regular gasoline.		324110-121	-2.0	-9.6	-9.0	3.1	13.0	6.6
Mid-premium gasoline.		324110-122	6.5	-6.3	-12.2	4.1	14.8	5.4
Premium gasoline.		324110-123	0.0	-10.0	-8.7	4.4	10.6	5.1
Jet fuel.		324110-6	-8.9	-5.8	-12.1	0.4	11.5	-6.0
Asphalt.		324110-9	13.0	0.4	-7.3	1.9	-6.8	11.2
Secondary products and miscellaneous receipts.		324110-SM1						
Asphalt paving and roofing materials mfg.	32412		2.9	0.0	-0.2	5.5	0.6	-0.4
Asphalt paving mixture & block manufacturing.	324121		0.5	0.3	-0.5	10.1	0.2	-0.7
Primary products.		324121-P	0.3	0.3	-0.6	10.4	0.3	-0.7
Asphalt paving mixtures & blocks.		324121-0	0.3	0.3	-0.6	10.4	0.3	-0.7
Emulsified asphalt, including liquid additives.		324121-0111	3.5	0.2	0.4	-0.2	-0.4	0.0
Other liquid asphalt and tar paving materials, including cut-backs.		324121-0121	-1.7	-0.1	0.0	1.8	-0.1	0.0
Asphalt and tar paving mixt. (excl liquid), incl bitum. or asph. concrete, asph. paving cement.		324121-0131	-1.6	0.5	-1.4	21.0	0.7	-1.3
Secondary products and miscellaneous receipts.		324121-SM						
Miscellaneous receipts.		324121-M	7.1	0.0	0.0	3.4	0.0	0.0
Secondary products.		324121-S	4.8	-	-	-	0.0	0.0
Asphalt shingle and coating materials manufacturing.	324122		6.4	-0.4	0.3	-0.3	1.0	0.1
Primary products.		324122-P	6.5	-0.4	0.3	-0.4	1.0	0.1
Roofing asphalts and pitches, coatings, and cements.		324122-1	0.6	0.1	0.0	0.5	0.0	0.0
Prepared asphalt and tar roofing and siding products, incl. saturated felts for nonbuilding use.		324122-2	7.0	-0.5	0.3	-0.4	1.1	0.1
Asphalt smooth-surfaced roll roofing and cap sheets, organic and fiberglass base.		324122-21	6.5	-0.5	0.0	0.0	0.0	0.0
Asphalt mineral-surfaced roll roofing and cap sheets, organic and fiberglass base.		324122-22	2.7	0.1	0.0	-0.3	0.3	-0.1
Other prepared asphalt and tar products for roofing and siding.		324122-27	0.7	0.0	-0.4	0.0	-0.2	0.5
Secondary products and miscellaneous receipts.		324122-SM						
Other petroleum and coal products mfg.	32419		-3.8	0.1	0.5	-0.1	-0.5	-0.9
Petroleum lubricating oil and grease mfg.	324191		-1.6	0.1	0.8	0.4	-0.2	-1.0
Primary products.		324191-P	-2.4	0.1	0.8	0.4	-0.1	-1.0
Petroleum lubricating oils and greases, refined petroleum.		324191-0	-2.4	0.1	0.8	0.4	-0.1	-1.0
Lubricating oils (incl. hydraulic fluids, etc.), refined petroleum.		324191-011	-3.2	0.1	0.9	0.4	-0.1	-1.1
Lubricating greases, made from refined petroleum.		324191-012	-	-	0.0	0.0	0.0	0.0
Secondary products and miscellaneous receipts.		324191-SM						
Miscellaneous receipts.		324191-M	-3.8	0.0	0.0	10.5	-9.9	0.0
All other petroleum and coal products mfg.	324199		-11.5	-0.1	-0.5	-2.0	-1.7	-0.5
Primary products.		324199-P	-11.7	-0.2	-0.5	-2.0	-1.7	-0.5
Coke oven and blast furnace products, made in coke oven establishments.		324199-3	-2.5	-0.6	-0.2	0.9	-2.9	0.9
All other petroleum and coal products (excl. coke oven products), made in coke oven estab.		324199-9	-12.3	-0.1	-0.6	-2.2	-1.6	-0.6
Secondary products and miscellaneous receipts.		324199-SM						
Secondary products.		324199-S	0.8	0.0	0.0	0.5	0.0	-0.2
Chemical mfg.	325		-3.5	-0.5	-0.3	-0.5	0.5	-0.1
Basic chemical mfg.	3251		-11.2	-2.1	-2.2	-2.8	0.5	-0.9
Petrochemical mfg.	32511		-4.6	-0.2	-3.1	-3.7	2.8	4.7
Petrochemical manufacturing.	325110		-4.6	-0.2	-3.0	-3.6	2.8	4.7
Primary products.		325110-P	-3.5	-0.3	-1.8	-2.7	1.7	6.0
Secondary products and miscellaneous receipts.		325110-SM						

See footnotes at end of table.

Table 12. Producer price index percentage changes for the net output of selected industries and their products, not seasonally adjusted — Continued
 [March 2024]

Title ¹	Industry code	Product code	Unadjusted 12-month percent change ²	Unadjusted 1-month percent change ²				
				Mar. 2023 to Mar. 2024 ^P	Oct. to Nov.	Nov. to Dec. ^P	Dec. to Jan. ^P	Jan. to Feb. ^P
Industrial gas mfg.	32512		-1.9	-2.2	0.8	2.3	-4.8	-0.1
Industrial gas manufacturing.	325120		-1.9	-2.2	0.8	2.3	-4.8	-0.1
Primary products.		325120-P	-1.9	-2.2	0.8	2.3	-4.8	-0.1
Oxygen.		325120-A	4.0	-0.4	0.1	3.6	-1.7	-0.2
Argon and hydrogen.		325120-C	11.9	2.3	4.6	-1.8	2.7	-0.7
Other industrial gases (including fluorocarbon and acetylene).		325120-T	-0.4	1.9	-0.2	4.3	-7.9	0.0
Carbon dioxide.		325120-4	7.4	0.5	-0.6	2.2	2.6	0.2
Nitrogen.		325120-7	-24.6	-20.5	4.9	-4.8	-6.4	0.1
Secondary products and miscellaneous receipts.		325120-SM						
Synthetic dye and pigment mfg.	32513		-4.3	0.4	-0.6	-1.7	-0.3	0.0
Synthetic dye and pigment manufacturing.	325130		-4.3	0.4	-0.6	-1.7	-0.3	0.0
Primary products.		325130-P	-4.4	0.4	-0.6	-1.7	-0.3	0.0
All other inorganic pigments, including TiO ₂ , chrome colors, and other white opaque pigments.		325130-N	-3.6	-1.4	1.0	-1.8	0.0	0.0
Synthetic organic dyes, pigments, lakes, and toners.		325130-R	-6.8	6.4	-5.4	-1.5	-1.3	0.0
Synthetic organic dyes.		325130-R8	-7.3	2.4	-0.5	-2.3	-1.4	0.1
Synthetic organic pigments, lakes, and toners.		325130-R9	-6.3	10.0	-9.6	-0.8	-1.2	0.0
Secondary products and miscellaneous receipts.		325130-SM						
Secondary products.		325130-S	-3.5	0.8	0.1	-0.5	-2.6	0.4
Other basic inorganic chemical manufacturing.	32518		-14.3	0.1	-0.3	-1.4	-1.0	-0.7
Other basic inorganic chemical manufacturing.	325180		-14.3	0.1	-0.3	-1.4	-1.0	-0.7
Primary products.		325180-P	-15.0	0.1	-0.4	-1.7	-1.2	-0.7
Potassium and sodium compounds, excluding bleaches, alkalis, and alum.		325180-A	-9.5	-0.9	-0.6	0.8	-1.8	2.0
All other inorganic chemicals.		325180-H	-3.2	0.3	0.3	-1.4	-0.6	-0.2
Inorganic acids, excluding nitric, sulfuric and phosphoric.		325180-3	-5.7	-0.8	0.0	3.1	-7.4	4.0
Sodium hydroxide (caustic soda).		325180-4	-43.1	-1.3	-2.0	-2.1	2.0	-4.6
Carbon black, all processes.		325180-6	-2.4	-0.6	-2.8	2.2	-3.2	-5.3
Other alkalis.		325180-7	-18.4	-0.1	-0.4	-5.4	-0.4	-0.5
Sulfuric acid.		325180-9	-10.6	8.6	1.6	3.1	-5.9	-0.2
Secondary products and miscellaneous receipts.		325180-SM						
Miscellaneous receipts.		325180-M	-	0.0	0.0	-	-	-
Secondary products.		325180-S	-14.0	0.5	1.1	1.1	2.3	-1.0
Other basic organic chemical mfg.	32519		-13.3	-3.4	-2.9	-3.5	0.9	-2.5
Ethyl alcohol manufacturing.	325193		-30.3	-6.9	-10.0	-8.6	-0.7	-7.9
Primary products.		325193-P	-30.4	-8.2	-11.6	-10.2	0.0	-8.7
Ethyl alcohol.		325193-0	-32.3	-10.0	-12.6	-11.9	0.5	-9.4
Distillers' dried grains (dark and light) and dried solubles.		325193-2	-16.9	8.8	-3.6	1.2	-2.6	-4.3
Secondary products and miscellaneous receipts.		325193-SM						
Secondary products.		325193-S	-30.4	0.6	-1.1	-0.2	-3.7	-4.3
Cyclic crude, intermediate, and gum and wood chemical mfg.	325194		-9.3	-4.7	-0.3	0.7	1.4	-3.0
Primary products.		325194-P	-11.9	-5.8	-0.3	0.0	0.4	-3.2
Gum and wood chemicals, including wood distillation products.		325194-1	-4.0	-2.3	-0.1	0.5	2.8	-0.8
Cyclic crude and intermediate chemicals.		325194-2	-14.4	-6.8	-0.4	-0.2	-0.4	-4.0
Secondary products and miscellaneous receipts.		325194-SM						
All other basic organic chemical manufacturing.	325199		-5.8	-1.6	0.0	-1.8	1.4	-0.5
Primary products.		325199-P	-7.8	-2.1	-0.3	-2.3	1.4	-0.7
Natural organic chemicals.		325199-E	-14.8	-0.3	0.3	-2.5	0.0	-2.4
Synthetic organic chemicals for use as flavor and perfume materials.		325199-H	-	0.0	0.0	0.1	-0.1	-
Synthetic organic rubber-processing chemicals.		325199-K	-	-	1.6	-1.4	2.3	-
Synthetic organic plasticizers.		325199-N	-6.0	0.3	0.6	-6.0	6.6	-4.2
Other synthetic organic chemicals.		325199-R	-6.6	0.8	2.0	2.6	2.7	-1.0
Miscellaneous end use chemicals and chemical products, excluding urea.		325199-T	-3.1	-0.4	-0.5	-3.6	2.7	-1.7
Miscellaneous cyclic and acyclic chemicals and chemical products, excluding fatty acid esters.		325199-V	-4.6	0.9	-0.1	-2.9	0.3	1.3
Fatty acids.		325199-1	-30.9	-5.6	-7.0	-14.3	-3.1	-4.4
Industrial organic flavor oil mixtures and blends.		325199-7	-20.3	-0.8	-0.3	4.4	-1.1	-0.1
Secondary products and miscellaneous receipts.		325199-SM						
Resin, synthetic rubber, and artificial/synthetic fiber/filaments mfg.	3252		-4.6	0.1	-0.5	-1.3	2.3	0.1
Resin and synthetic rubber mfg.	32521		-5.6	0.2	-0.4	-1.2	2.4	-0.6
Plastics material and resin manufacturing.	325211		-5.8	0.2	-0.3	-1.2	2.5	-1.0
Primary products.		325211-P	-6.1	0.2	-0.3	-1.2	2.6	-1.1
Thermoplastic resins and plastics materials.		325211-1	-4.3	0.4	-0.4	-1.3	2.4	-0.4

See footnotes at end of table.

Table 12. Producer price index percentage changes for the net output of selected industries and their products, not seasonally adjusted — Continued
 [March 2024]

Title ¹	Industry code	Product code	Unadjusted 12-month percent change ²	Unadjusted 1-month percent change ²				
				Mar. 2023 to Mar. 2024 ^P	Oct. to Nov.	Nov. to Dec. ^P	Dec. to Jan. ^P	Jan. to Feb. ^P
Plastics material and resin manufacturing - Continued								
Thermosetting resins and plastics materials.....		325211-4	-16.5	-1.1	0.0	-1.0	4.0	-5.8
Secondary products and miscellaneous receipts.....		325211-SM						
Synthetic rubber manufacturing.....	325212		-3.7	0.2	-1.8	-1.8	1.4	4.1
Primary products.....		325212-P	-3.7	0.2	-1.8	-1.8	1.4	4.2
Synthetic rubber (vulcanizable elastomers).....		325212-0	-3.7	0.2	-1.8	-1.8	1.4	4.2
Secondary products and miscellaneous receipts.....		325212-SM						
Artificial fibers and filaments manufacturing.....	325222		7.7	-1.4	-0.9	-2.2	0.7	8.9
Artificial fibers and filaments manufacturing.....	325220		7.7	-1.4	-0.9	-2.2	0.7	8.9
Primary products.....		325220-P	7.4	-1.5	-1.3	-2.3	0.7	8.9
Polyester manufactured fibers.....		325220-7	-3.3	-0.1	-2.4	1.3	0.2	-1.0
Other noncellulosic organic fibers, incl. polyamide, polyolefin, and producer-textured.....		325220-9	12.5	-2.3	-0.9	-3.9	1.0	13.6
Secondary products and miscellaneous receipts.....		325220-SM						
Pesticide, fertilizer, and other agricultural chemical mfg.....	3253		-13.0	0.4	1.6	-0.1	-0.7	1.1
Fertilizer mfg.....	32531		-10.1	1.3	2.5	0.0	-1.2	1.9
Nitrogenous fertilizer manufacturing.....	325311		-19.5	2.4	5.3	-3.2	-5.9	2.9
Primary products.....		325311-P	-19.6	2.4	5.3	-3.2	-5.9	2.9
Synthetic ammonia, nitric acid, ammonium compounds, and urea.....		325311-A	-21.5	2.7	6.0	-3.7	-6.6	3.3
Fertilizer materials of organic origin.....		325311-7	0.0	0.0	0.0	1.0	-0.1	-0.2
Secondary products and miscellaneous receipts.....		325311-SM						
Secondary products.....		325311-S	-	0.0	3.2	-4.6	1.9	-
Phosphatic fertilizer manufacturing.....	325312		-2.9	1.0	1.4	2.1	1.7	1.6
Primary products.....		325312-P	-3.1	1.0	1.4	2.1	1.8	1.6
Phosphoric acid, superphosphates, and other phosphatic fertilizer materials.....		325312-A	-2.6	1.5	2.1	3.1	2.7	2.2
Mixed fertilizers, made in plants which manufacture fertilizer materials.....		325312-7	-4.4	0.0	0.0	0.0	-0.2	0.0
Secondary products and miscellaneous receipts.....		325312-SM						
Fertilizer, mixing only, manufacturing (including compost).....	325314		-6.9	0.0	0.0	1.6	0.8	1.0
Primary products.....		325314-P	-6.8	0.0	0.0	1.7	0.8	1.0
Mixed fertilizers, mixing only.....		325314-0	-6.8	0.0	0.0	1.7	0.8	1.0
Mixed fertilizers, dry, mixing only.....		325314-01	-5.8	0.0	-0.1	1.3	0.4	0.6
Mixed fertilizers, liquid, mixing only.....		325314-02	-11.2	0.0	0.0	3.9	2.7	3.0
Secondary products and miscellaneous receipts.....		325314-SM						
Miscellaneous receipts.....		325314-M	-11.4	0.7	0.7	-2.1	0.8	1.8
Pesticide and other agricultural chemical mfg.....	32532		-16.6	-0.6	0.5	-0.3	0.0	0.1
Pesticide and other agricultural chemical manufacturing.....	325320		-16.6	-0.6	0.5	-0.3	0.0	0.1
Primary products.....		325320-P	-16.7	-0.6	0.5	-0.3	0.0	0.1
Agricultural and commercial pesticides and chemicals.....		325320-1	-17.9	-0.7	0.5	-0.4	0.0	0.1
Lawn and garden pesticides and chemicals.....		325320-4	-3.5	0.0	0.0	-0.6	0.0	0.0
Household and institutional pesticides and chemicals.....		325320-7	0.9	0.0	0.0	0.6	0.0	0.0
Secondary products and miscellaneous receipts.....		325320-SM						
Pharmaceutical and medicine mfg.....	3254		1.7	0.1	0.0	1.0	0.3	0.0
Pharmaceutical and medicine mfg.....	32541		1.7	0.1	0.0	1.0	0.3	0.0
Medicinal and botanical manufacturing.....	325411		9.0	0.0	-0.2	0.4	7.9	0.2
Primary products.....		325411-P	9.3	0.0	-0.2	0.4	8.1	0.2
Synthetic organic medicinal chemicals, medicinal & botanical drugs, & other products.....		325411-0	9.4	0.0	-0.2	0.4	8.1	0.2
Secondary products and miscellaneous receipts.....		325411-SM1						
Pharmaceutical preparation manufacturing.....	325412		1.7	0.0	0.0	1.1	0.3	0.0
Primary products.....		325412-P	1.7	0.0	0.0	1.1	0.3	0.0
Pharmaceuticals acting on the respiratory system, for human use.....		325412-A	-1.7	0.0	0.0	1.4	0.0	0.0
Antihistamines and bronchodilators, including antiasthmatics.....		325412-A111	1.3	0.0	0.0	1.2	0.0	0.0
Other respiratory preparations.....		325412-A112	-6.1	0.0	0.0	1.8	0.0	0.0
Other respiratory preparations, over-the-counter.....		325412-A112OC	0.5	0.0	0.0	0.0	0.0	0.0
Other respiratory preparations, prescription.....		325412-A112RX	-	0.0	0.0	-	-	-
Pharmaceuticals acting on the digestive or the genito-urinary systems, for human use.....		325412-D	-8.0	0.0	0.0	-7.5	0.0	0.0
Other digestive or genito-urinary preparations.....		325412-D112	-8.7	0.0	0.0	-8.2	0.0	0.0
Other digestive or genito-urinary preparations, prescription.....		325412-D112RX	-10.3	0.0	0.0	-9.8	0.1	0.0
Pharmaceuticals acting on the skin, for human use.....		325412-G	-0.9	0.0	-0.7	0.6	-0.3	0.1
Other pharmaceutical preparations acting on the skin.....		325412-G311	-0.5	0.0	0.0	0.5	-0.3	0.0

See footnotes at end of table.

Table 12. Producer price index percentage changes for the net output of selected industries and their products, not seasonally adjusted — Continued
 [March 2024]

Title ¹	Industry code	Product code	Unadjusted 12-month percent change ²	Unadjusted 1-month percent change ²				
				Mar. 2023 to Mar. 2024 ^P	Oct. to Nov.	Nov. to Dec. ^P	Dec. to Jan. ^P	Jan. to Feb. ^P
Pharmaceutical preparation manufacturing - Continued								
Anti-acne preparations.....		325412-G611	1.0	0.0	0.0	1.0	0.0	0.0
Vitamin, nutrient, and hematinic preparations, for human use.....		325412-L	4.4	0.1	0.5	0.0	0.0	0.0
Multivitamins.....		325412-L111	7.7	0.0	0.0	0.0	0.0	0.0
Other vitamins and nutrients.....		325412-L112	2.2	0.1	0.8	0.0	0.0	0.0
Pharmaceuticals affecting parasitic and infective diseases, for human use.....		325412-Q	1.2	0.0	0.0	0.8	0.2	0.0
Broad and medium spectrum antibiotics.....		325412-Q111	0.0	0.0	0.0	0.0	0.0	0.0
Systemic antivirals.....		325412-Q112	3.3	0.0	0.0	3.3	0.0	0.0
Other parasitic and infective diseases.....		325412-Q113	2.1	0.0	0.0	1.1	0.5	0.0
Pharmaceuticals for veterinary use, incl medicinal premixes/pet care products.....		325412-W	2.2	0.0	0.0	2.2	0.0	0.0
Pharmaceuticals affecting neoplasms, the endocrine system, & metabolic diseases, for human use.....		325412-1	0.6	0.0	0.0	0.4	0.0	0.0
Cancer therapy products.....		325412-1111	2.6	0.0	0.0	2.0	0.0	0.0
Insulin/antidiabetes products.....		325412-1112	-8.7	0.0	0.0	-8.9	0.0	0.0
Other neoplasms, endocrine system, and metabolic diseases.....		325412-1113	1.5	0.0	0.0	1.3	0.0	0.0
Hormones and oral contraceptives.....		325412-1114	0.1	0.0	0.0	0.1	0.0	0.0
Pharmaceuticals acting on the central nervous system and the sense organs, for human use.....		325412-4	3.6	0.0	0.0	2.9	0.6	0.0
Analgesics.....		325412-4111	1.9	0.0	0.0	0.0	1.5	0.0
Psychotherapeutics.....		325412-4112	1.0	0.0	0.0	0.0	1.0	0.0
Antidepressants.....		325412-41121	1.0	0.0	0.0	0.0	1.0	0.0
Other psychotherapeutics, including tranquilizers.....		325412-41123	1.3	0.0	0.0	0.3	0.9	0.0
Other central nervous system and sense organs.....		325412-4113	5.3	0.0	0.0	4.9	0.0	0.0
Anticonvulsants.....		325412-4114	-10.3	0.0	0.0	0.3	3.9	0.0
Analgesics, over-the-counter.....		325412-4111OC	4.7	0.0	0.0	0.0	0.0	0.0
Analgesics, prescription.....		325412-4111RX	1.7	0.0	0.0	0.0	1.7	0.0
Pharmaceuticals acting on the cardiovascular system, for human use.....		325412-7	1.0	0.0	0.0	0.6	0.0	0.0
Other cardiovascular preparations.....		325412-7113	0.1	0.0	0.0	0.0	0.0	0.0
Secondary products and miscellaneous receipts.....		325412-SM						
Miscellaneous receipts.....		325412-M	0.0	0.0	0.0	0.0	0.0	0.0
Secondary products.....		325412-S	-	0.0	0.0	2.1	0.0	-
In-vitro diagnostic substance manufacturing.....	325413		-1.5	1.0	0.1	0.7	-1.0	0.0
Primary products.....		325413-P	-1.9	1.1	0.1	0.7	-1.2	0.0
In-vitro diagnostic substances.....		325413-0	-1.9	1.1	0.1	0.7	-1.2	0.0
Secondary products and miscellaneous receipts.....		325413-SM						
Secondary products.....		325413-S	7.2	-0.1	0.1	0.7	3.5	0.2
Other biological product manufacturing.....	325414		3.1	-0.2	-0.4	1.3	0.0	0.0
Primary products.....		325414-P	2.7	-0.2	-0.5	1.2	0.0	0.0
Biological products, excluding diagnostic, for veterinary, industrial, and all other misc. uses.....		325414-A	-	-0.6	-1.4	4.3	0.0	-
Biological products, excluding diagnostic, for human use.....		325414-T	1.1	0.0	0.0	-0.3	0.0	0.0
Secondary products and miscellaneous receipts.....		325414-SM1						
Paint, coating & adhesive mfg.....	3255		-0.7	0.1	0.0	0.0	-0.3	0.1
Paint and coating mfg.....	32551		-1.3	0.2	0.1	-0.1	-0.3	-0.2
Paint and coating manufacturing.....	325510		-1.3	0.2	0.1	-0.1	-0.3	-0.2
Primary products.....		325510-P	-1.4	0.2	0.0	0.0	-0.3	-0.2
Miscellaneous allied paint products including paint and varnish removers, thinners, etc.....		325510-B	-3.6	1.8	0.1	-1.3	0.0	0.0
Architectural coatings.....		325510-1	0.0	0.0	0.0	0.4	0.0	0.0
Exterior architectural coatings.....		325510-11	1.1	0.0	0.0	1.1	0.0	0.0
Interior architectural coatings.....		325510-12	-0.6	0.0	0.0	0.0	0.0	0.0
Product finishes for original equipment manufacturers (OEM), excluding marine coatings.....		325510-4	-2.8	0.0	-0.2	-0.6	-0.4	0.2
Transportation finishes, except powdered and high-solids coatings.....		325510-41	-0.7	0.9	-0.1	-0.2	-1.7	0.9
All other product finishes for original equipment manufacturers (OEM), excluding marine coating.....		325510-42	-3.4	-0.2	-0.2	-0.8	-0.1	0.0
Special purpose coatings incl. marine, industrial, construction and maintenance coatings, etc.....		325510-7	-3.1	0.1	0.1	-0.1	-1.2	-1.3
Automotive, other transportation and machinery refinish paints and enamels, including primers.....		325510-71	7.4	1.0	6.3	-3.6	4.4	-1.6
Special purpose coatings, including all marine coatings and traffic marking paints.....		325510-72	-3.6	0.1	-0.2	0.1	-1.5	-1.3
Secondary products and miscellaneous receipts.....		325510-SM						
Secondary products.....		325510-S	-2.5	0.0	0.0	-3.2	0.0	0.2
Adhesive mfg.....	32552		0.5	0.0	-0.2	0.1	-0.3	0.6

See footnotes at end of table.

Table 12. Producer price index percentage changes for the net output of selected industries and their products, not seasonally adjusted — Continued
 [March 2024]

Title ¹	Industry code	Product code	Unadjusted 12-month percent change ²	Unadjusted 1-month percent change ²				
				Mar. 2023 to Mar. 2024 ^P	Oct. to Nov.	Nov. to Dec. ^P	Dec. to Jan. ^P	Jan. to Feb. ^P
Adhesive manufacturing.....	325520		0.5	0.0	-0.2	0.1	-0.3	0.6
Primary products.....		325520-P	0.4	0.0	-0.2	0.0	-0.3	0.6
Nonstructural caulking compounds and sealants.....		325520-A	2.1	0.0	0.0	0.6	0.0	0.5
Structural sealants (load bearing).....		325520-B	0.8	0.0	0.0	0.0	0.0	0.8
Synthetic resin & rubber adhesives, incl all types of bonding & laminating adhesives.....		325520-4	-0.3	0.0	-0.3	-0.2	-0.6	0.7
Epoxy adhesives.....		325520-41	2.5	0.3	0.0	0.0	0.0	0.4
Other synthetic resin and rubber adhesives.....		325520-46	-0.4	-0.2	-0.3	-0.4	0.2	1.2
Secondary products and miscellaneous receipts.....		325520-SM						
Secondary products.....		325520-S	1.8	-0.1	0.0	1.5	-0.2	-0.1
Soap, cleaners, and toilet preparation mfg.....	3256		1.6	-0.1	0.3	0.1	0.5	0.0
Soap & cleaning compound mfg.....	32561		1.0	-0.1	0.7	0.1	0.1	0.0
Soap and other detergent manufacturing.....	325611		1.5	-0.2	1.2	0.2	0.0	0.0
Primary products.....		325611-P	1.5	-0.2	1.4	0.3	0.0	0.0
Soaps and detergents, commercial, industrial, and institutional.....		325611-1	3.6	0.1	2.8	0.5	0.0	0.0
Commercial, industrial, and institutional hard surface cleaners.....		325611-11	0.5	0.0	-0.1	0.6	0.0	0.0
Commercial, industrial, and institutional laundry detergents.....		325611-12	0.0	0.0	0.0	0.0	0.0	0.0
Commercial, industrial, and institutional dishwashing detergents.....		325611-13	7.3	0.0	7.4	0.0	0.0	0.0
Commercial, industrial, and institutional metal cleaners.....		325611-14	0.0	0.0	0.0	0.0	0.0	0.0
Dairy, farm, and food plant cleaners, sanitizers, etc.....		325611-16	—	0.0	0.0	0.0	—	—
Commercial, industrial, and institutional soaps, excluding specialty cleaners.....		325611-17	1.1	0.0	0.0	1.6	0.0	0.0
Household detergents.....		325611-4	1.0	0.1	0.1	0.0	0.0	0.0
Household alkaline detergents and cleaners.....		325611-45	1.0	0.1	0.1	0.0	0.0	0.0
Household dry and liquid laundry detergents.....		325611-46	0.0	0.0	0.0	0.0	0.0	0.0
Soaps, excluding specialty cleaners, household.....		325611-7	-1.7	-0.8	-0.3	0.0	0.0	0.0
Secondary products and miscellaneous receipts.....		325611-SM						
Miscellaneous receipts.....		325611-M	0.0	0.0	0.0	0.0	0.0	0.0
Secondary products.....		325611-S	1.7	-0.2	0.0	0.0	0.0	0.0
Polish and other sanitation good mfg.....	325612		0.7	-0.1	0.0	0.1	0.6	0.0
Primary products.....		325612-P	0.8	-0.1	0.0	0.1	0.6	0.0
Polishing preparations and related products.....		325612-7	-0.9	-1.1	0.0	-0.1	0.0	0.0
Specialty cleaning and sanitation products.....		325612-8	1.9	0.0	0.0	0.2	1.3	0.0
Disinfectants, nonagricultural, industrial and institutional.....		325612-81	1.6	0.0	0.0	0.9	0.0	0.0
Air and room fresheners.....		325612-83	-0.1	0.0	0.0	-0.1	0.0	0.0
Laundry fabric softeners and rinses, liquid and dry.....		325612-88	2.6	0.0	0.0	0.1	0.0	0.0
Other specialty cleaning and sanitation products.....		325612-89	2.6	0.0	0.0	0.1	2.4	0.0
Secondary products and miscellaneous receipts.....		325612-SM						
Miscellaneous receipts.....		325612-M	4.0	0.0	0.0	1.3	0.0	0.0
Surface active agent manufacturing.....	325613		-0.2	0.0	-0.1	-0.1	0.0	0.0
Primary products.....		325613-P	0.6	0.0	0.0	0.0	0.0	0.0
Surfactants, finishing agents, and assistants.....		325613-0	0.6	0.0	0.0	0.0	0.0	0.0
Surfactants (bulk surface active agents).....		325613-02	2.2	0.0	0.0	0.0	0.0	0.0
Secondary products and miscellaneous receipts.....		325613-SM						
Toilet preparation mfg.....	32562		2.1	0.0	0.0	0.0	0.9	0.1
Toilet preparation manufacturing.....	325620		2.1	0.0	0.0	0.0	0.9	0.1
Primary products.....		325620-P	2.2	0.0	0.0	0.0	0.9	0.1
Denture cleaners, mouthwashes, gargles, and rinses.....		325620-A	3.1	0.0	0.0	0.0	0.0	0.0
Creams, lotions, and oils, excluding shaving, hair, and deodorant.....		325620-D	0.5	0.0	0.0	0.0	0.2	0.0
Other cosmetics and toilet preparations.....		325620-G	3.4	0.0	0.0	0.0	1.4	0.0
Shaving preparations.....		325620-1	-0.6	-0.1	0.0	-0.7	0.0	0.0
Perfumes, toilet waters, and colognes.....		325620-4	1.1	0.0	0.0	0.0	1.1	0.0
Hair preparations (including shampoos).....		325620-7	1.9	0.0	0.0	0.0	1.2	0.7
Hair preparations incl professional, consumer, and cream/gel shampoos.....		325620-71	0.1	0.0	0.0	0.0	0.0	0.0
Hair tonics and hair dressings incl professional and consumer use.....		325620-72	8.4	0.0	0.0	0.0	5.3	2.9
Secondary products and miscellaneous receipts.....		325620-SM						
Secondary products.....		325620-S	—	0.1	0.1	—	—	—
Other chemical product & preparation mfg.....	3259		0.5	-0.9	1.5	-0.8	0.3	0.3
Printing ink mfg.....	32591		0.8	0.8	0.2	-0.1	-0.4	0.3
Printing ink manufacturing.....	325910		0.8	0.8	0.2	-0.1	-0.4	0.3
Primary products.....		325910-P	0.8	0.8	0.2	-0.1	-0.4	0.3
Flexographic printing inks.....		325910-A	-5.3	0.0	0.0	0.0	-1.4	0.0
Nonimpact/digital inks.....		325910-E	7.6	3.4	0.6	-0.4	0.3	-0.4

See footnotes at end of table.

Table 12. Producer price index percentage changes for the net output of selected industries and their products, not seasonally adjusted — Continued
 [March 2024]

Title ¹	Industry code	Product code	Unadjusted 12-month percent change ²	Unadjusted 1-month percent change ²				
				Mar. 2023 to Mar. 2024 ^P	Oct. to Nov.	Nov. to Dec. ^P	Dec. to Jan. ^P	Jan. to Feb. ^P
Printing ink manufacturing - Continued								
All other printing inks.....		325910-H	2.9	-0.5	0.4	0.0	0.0	-0.1
Lithographic and offset inks.....		325910-6	0.5	0.0	0.0	0.0	0.0	0.4
News and nonheat web offset printing inks.....		325910-61	2.0	0.0	0.0	0.0	0.0	4.8
Publication and commercial web inks.....		325910-62	0.5	0.0	0.0	0.0	0.0	0.0
Sheet-fed general inks.....		325910-63	-0.5	0.0	0.0	0.0	0.0	0.0
Sheet-fed packaging inks.....		325910-64	0.6	0.0	0.0	0.0	0.0	0.0
Gravure printing inks.....		325910-7	0.1	0.0	0.0	0.0	0.2	0.0
Secondary products and miscellaneous receipts.....		325910-SM						
Miscellaneous receipts.....		325910-M	0.0	0.0	0.0	0.0	0.0	0.0
Explosives mfg.....	32592		3.0	0.5	-0.3	3.0	1.4	-0.3
Explosives manufacturing.....	325920		3.0	0.5	-0.3	3.0	1.4	-0.3
Primary products.....		325920-P	3.1	0.6	-0.4	3.2	1.4	-0.3
Explosives and blasting accessories.....		325920-0	3.1	0.6	-0.4	3.2	1.4	-0.3
Secondary products and miscellaneous receipts.....		325920-SM						
All other chemical product & preparation mfg.....	32599		0.3	-1.2	1.8	-1.1	0.4	0.3
Custom compounding of purchased resins.....	325991		1.7	-0.1	-0.1	1.1	-0.1	0.2
Primary products.....		325991-P	1.7	-0.1	-0.1	1.1	-0.1	0.2
Custom compounding of purchased resins and color concentrates.....		325991-0	1.7	-0.1	-0.1	1.1	-0.1	0.2
Secondary products and miscellaneous receipts.....		325991-SM						
Photographic Film, Paper, Plate, Chemical, and Copy Toner Manufacturing.....	325992		2.3	-7.9	9.7	-8.2	4.1	2.6
Primary products.....		325992-P	2.5	-8.4	10.6	-8.8	4.4	2.8
Photographic sensitized film, plates, paper, & cloth.....		325992-T	4.5	-11.6	15.6	-12.0	6.3	3.9
Photographic sensitized film, plates, paper, & cloth, silver-halide-type (excl X-ray).....		325992-T1	-	-13.5	18.5	-14.1	7.5	-
Photographic sensitized film, plates, paper & cloth, other than silver-halide-type (incl X-ray).....		325992-T3	1.2	-0.1	1.0	0.0	0.0	3.9
Prepared photographic chemicals.....		325992-5	-2.7	0.0	-1.3	0.2	0.0	0.0
Secondary products and miscellaneous receipts.....		325992-SM						
Other miscellaneous chemical product manufacturing.....	325998		-1.0	0.2	0.7	-0.2	-0.4	-0.3
Primary products.....		325998-P	-1.0	0.2	0.8	-0.3	-0.5	-0.3
Water treating compounds.....		325998-A	-3.6	-2.2	3.4	0.1	-0.1	-0.4
All other chemical preparations, including essential oils, matches, and gelatin.....		325998-J	-0.4	0.3	0.5	-0.4	-0.7	-0.3
Secondary products and miscellaneous receipts.....		325998-SM						
Miscellaneous receipts.....		325998-M	0.3	0.0	0.0	0.0	0.0	0.0
Secondary products.....		325998-S	-	-0.1	0.1	0.0	0.3	-
Plastics and rubber products mfg.....	326		-0.7	0.0	0.0	0.1	0.1	0.2
Plastics product mfg.....	3261		-0.8	0.0	0.0	0.1	0.1	0.2
Unsupported plastics film, sheet, and bag mfg.....	32611		-0.7	0.1	0.1	-0.3	0.9	0.2
Plastics bag and pouch manufacturing.....	326111		0.2	0.0	-0.1	0.1	0.1	0.2
Primary products.....		326111-P	0.1	0.0	-0.1	0.1	0.0	0.1
Single-web film specialty bags, pouches, and liners.....		326111-1	0.1	0.0	-0.1	0.1	0.0	0.1
Polyethylene grocery and variety bags and pouches.....		326111-11	-1.8	0.0	0.0	0.0	0.1	0.0
Polyethylene refuse bags.....		326111-12	-1.5	0.6	-0.5	-0.4	-1.2	-0.2
Other polyethylene bags, pouches, and liners.....		326111-15	1.7	-0.4	0.0	0.7	0.3	0.4
Coextruded single-web film specialty bags, pouches, & liners.....		326111-16	1.1	0.3	0.0	0.0	1.0	0.0
Multiweb film/film combination specialty bags, pouches, and liners.....		326111-3	-1.4	0.0	0.0	0.1	-1.6	0.9
Secondary products and miscellaneous receipts.....		326111-SM						
Secondary products.....		326111-S	6.3	0.0	0.0	0.5	2.9	1.1
Plastics packaging film and sheet mfg.....	326112		3.1	0.0	0.1	-0.3	1.0	0.7
Primary products.....		326112-P	3.2	0.2	0.0	-0.3	1.0	0.8
Single-web film, rolls, and sheets, including coextruded, for flexible packaging uses.....		326112-1	4.5	-0.1	-0.2	0.7	1.0	0.9
Single-web film, rolls, and sheets for flexible packaging uses.....		326112-11	4.8	0.1	0.0	1.0	0.7	0.9
Coextruded single-web film, for flexible packaging uses.....		326112-12	3.4	-0.7	-0.8	-0.2	2.4	0.5
Film/film multiweb laminated rolls and sheets, excluding foil, for flexible packaging uses.....		326112-3	-2.7	1.3	0.9	-5.1	0.9	0.5
Secondary products and miscellaneous receipts.....		326112-SM						
Secondary products.....		326112-S	1.0	-2.0	0.6	-0.8	1.2	-0.2
Nonpackaging plastics film and sheet mfg.....	326113		-4.5	0.1	0.3	-0.5	1.5	-0.2
Primary products.....		326113-P	-4.4	0.1	0.4	-0.6	1.5	-0.2
Unlaminated plastics film and sheet, excluding packaging.....		326113-0	-4.4	0.1	0.4	-0.6	1.5	-0.2

See footnotes at end of table.

Table 12. Producer price index percentage changes for the net output of selected industries and their products, not seasonally adjusted — Continued
 [March 2024]

Title ¹	Industry code	Product code	Unadjusted 12-month percent change ²	Unadjusted 1-month percent change ²				
				Mar. 2023 to Mar. 2024 ^P	Oct. to Nov.	Nov. to Dec. ^P	Dec. to Jan. ^P	Jan. to Feb. ^P
Nonpackaging plastics film and sheet mfg. - Continued								
Unlaminated polyethylene film and sheet		326113-01	-4.5	0.2	0.3	-0.6	1.6	-0.2
Unlaminated vinyl and vinyl copolymer film and sheet		326113-03	—	0.0	0.0	-3.0	0.0	—
Miscellaneous unlaminated plastics film and sheet		326113-04	-5.8	0.1	-0.1	-0.1	0.8	0.0
Secondary products and miscellaneous receipts		326113-SM						
Secondary products		326113-S	-5.7	0.0	-2.5	1.0	0.4	0.4
Plastics pipe/fitting/unsupported shapes mfg.	32612		-6.7	-0.7	-0.2	-1.2	-0.1	-0.4
Unlaminated plastics profile shape mfg.	326121		-4.7	0.0	1.3	-3.0	-0.1	-0.7
Primary products		326121-P	-4.8	0.0	1.5	-3.5	-0.1	-0.8
Unlaminated plastics profile shapes		326121-0	-4.8	0.0	1.5	-3.5	-0.1	-0.8
Secondary products and miscellaneous receipts		326121-SM						
Plastics pipe and pipe fitting manufacturing	326122		-7.6	-1.1	-1.0	-0.3	-0.2	-0.3
Primary products		326122-P	-7.7	-1.1	-1.0	-0.2	-0.2	-0.3
Plastics pipe		326122-1	-9.0	-1.2	-1.3	-0.5	-0.3	-0.5
Plastics drain, waste, and vent pipe		326122-11	-11.9	-1.3	-1.5	-1.6	-0.5	-1.3
Plastics water pipe		326122-13	-9.5	-2.2	-2.0	1.1	-1.7	-0.3
Plastics sewer, stormdrain, and water main pipe		326122-18	-8.9	-0.5	-0.7	-1.6	0.2	-0.4
Other plastics pipe		326122-1B	-8.9	0.0	0.0	0.0	0.0	0.0
Plastics pipe fittings and unions		326122-3	-0.9	-0.3	0.6	0.7	0.3	0.7
Secondary products and miscellaneous receipts		326122-SM						
Miscellaneous receipts		326122-M	-2.2	-1.0	-0.1	-3.3	0.9	4.7
Secondary products		326122-S1	1.0	-0.1	0.0	-1.3	0.2	-0.1
Laminated plastics plate, sheet, and shape mfg.	32613		2.1	0.4	0.6	0.1	0.0	0.0
Laminated plastics plate, sheet (except packaging), and shape manufacturing	326130		2.1	0.4	0.6	0.1	0.0	0.0
Primary products		326130-P	2.1	0.5	0.7	0.2	0.0	0.0
Laminated plastics plates, sheet (except packaging), and shapes		326130-0	2.1	0.5	0.7	0.2	0.0	0.0
Secondary products and miscellaneous receipts		326130-SM						
Secondary products		326130-S	1.3	-0.4	0.0	0.0	0.0	0.0
Polystyrene foam product mfg.	32614		-3.0	-0.3	-0.1	-0.2	0.0	0.1
Polystyrene foam product manufacturing	326140		-3.0	-0.3	-0.1	-0.2	0.0	0.1
Primary products		326140-P	-4.0	-0.4	-0.1	-0.2	-0.1	0.0
Packaging, polystyrene foam products		326140-2	-3.7	-0.3	-0.1	-0.2	-0.4	0.1
Polystyrene foam food containers		326140-21	-2.7	0.4	-0.2	-0.3	-0.4	0.2
Polystyrene foam protective shipping pads, shaped cushioning, etc.		326140-22	-5.7	-1.6	0.0	0.0	-0.5	0.0
Building and construction polystyrene foam products		326140-3	-7.8	-0.1	0.0	0.0	0.1	0.0
Consumer and institutional polystyrene foam products		326140-5	-3.0	-0.6	-0.2	-0.4	0.1	-0.1
All other polystyrene foam products incl. transportation application uses		326140-9	-1.1	0.0	0.0	0.0	0.0	0.0
Secondary products and miscellaneous receipts		326140-SM						
Foam product (ex polystyrene) mfg.	32615		-3.0	-0.1	-0.4	0.1	-0.1	0.0
Urethane and other foam product mfg.	326150		-3.0	-0.1	-0.4	0.1	-0.1	0.0
Primary products		326150-P	-3.1	-0.1	-0.4	0.1	-0.1	0.0
Packaging polyurethane foam products		326150-2	1.3	0.0	0.0	0.0	0.0	0.0
Furniture and furnishings polyurethane foam products		326150-4	-8.4	-0.2	-1.0	0.0	-0.3	0.0
Polyurethane foam formed and slab stock for pillows, seating, and cushioning		326150-41	-8.0	-0.8	0.0	0.0	-1.3	-0.1
Consumer and institutional polyurethane foam products		326150-5	3.0	—	0.0	0.0	0.0	0.0
All other miscellaneous polyurethane foam products		326150-6	-0.1	-0.1	0.0	0.0	0.0	0.0
Products made of foam other than polystyrene or polyurethane		326150-9	0.5	0.0	0.0	0.5	0.0	0.0
Secondary products and miscellaneous receipts		326150-SM						
Secondary products		326150-S	0.7	0.3	0.0	0.3	0.0	0.3
Plastics bottle mfg.	32616		-0.5	0.3	0.3	0.8	-1.1	0.2
Plastics bottle manufacturing	326160		-0.5	0.3	0.3	0.8	-1.1	0.2
Primary products		326160-P	-0.6	0.2	0.3	0.8	-1.1	0.2
Plastics bottles		326160-0	-0.6	0.2	0.3	0.8	-1.1	0.2
Secondary products and miscellaneous receipts		326160-SM						
Other plastics product mfg.	32619		0.9	0.2	-0.1	0.4	0.0	0.4
Plastics plumbing fixture manufacturing	326191		0.4	-0.5	-0.9	1.1	0.0	0.0
Primary products		326191-P	0.4	-0.5	-0.9	1.2	0.0	0.0
Plastics plumbing fixtures		326191-0	0.4	-0.5	-0.9	1.2	0.0	0.0
Secondary products and miscellaneous receipts		326191-SM						
Miscellaneous receipts		326191-M	2.1	0.0	0.0	0.8	0.0	0.0

See footnotes at end of table.

Table 12. Producer price index percentage changes for the net output of selected industries and their products, not seasonally adjusted — Continued
 [March 2024]

Title ¹	Industry code	Product code	Unadjusted 12-month percent change ²	Unadjusted 1-month percent change ²				
				Mar. 2023 to Mar. 2024 ^P	Oct. to Nov.	Nov. to Dec. ^P	Dec. to Jan. ^P	Jan. to Feb. ^P
All other plastics product manufacturing.....	326199		0.9	0.2	0.0	0.3	0.0	0.5
Primary products.....		326199-P	0.7	0.2	-0.1	0.4	0.0	0.5
All other reinforced and fiberglass plastics products.....		326199-A	2.3	0.0	0.6	-0.1	0.9	-0.2
Consumer/institutional/commercial fabricated plastics products (excl. foam and wire coated).....		326199-C	0.5	0.0	0.0	0.0	0.2	0.0
Transportation fabricated plastics products (excluding foam and reinforced plastics).....		326199-1	-0.2	-0.3	0.0	0.0	0.0	1.7
Electrical and electronic fabricated plastics (excluding foam and reinforced plastics).....		326199-2	4.1	0.6	1.9	0.0	0.0	0.0
Industrial machinery plastics products, excluding foam (incl. gears, bearings, etc.).....		326199-3	0.3	0.3	0.0	0.0	0.0	0.0
Plastics packaging (excluding film, sheet, foam, and bottles).....		326199-4	-1.4	0.3	-0.8	1.3	-0.4	0.6
Building & construction fabricated plastics products (excl foam, plumbing fixtures, hardware).....		326199-8	3.4	1.1	0.1	0.5	0.0	0.3
Secondary products and miscellaneous receipts.....		326199-SM						
Miscellaneous receipts.....		326199-M	-0.1	0.0	0.5	-0.4	0.0	0.0
Secondary products.....		326199-S	5.1	0.2	0.3	0.3	0.3	-0.1
Rubber product mfg.....	3262		-0.2	0.1	0.0	0.2	0.1	0.0
Tire mfg.....	32621		-1.2	0.0	0.0	0.0	0.0	-0.1
Tire manufacturing, except retreading.....	326211		-1.2	0.0	0.0	0.0	0.0	-0.1
Primary products.....		326211-P	-1.3	0.0	0.0	0.0	0.0	-0.1
Tread rubber, tire sundries, and repair materials.....		326211-H	1.6	0.0	0.3	0.0	0.0	0.0
Pneumatic tires (including passenger, truck, bus, tractor, industrial, and other tires).....		326211-0	-1.4	0.0	0.0	0.1	0.0	-0.1
Passenger car pneumatic tires (casings).....		326211-01	0.3	0.0	0.0	0.2	0.0	-0.2
Truck and bus (including off-the-highway) pneumatic tires.....		326211-03	-7.5	-0.1	0.0	-0.3	0.2	-0.1
Secondary products and miscellaneous receipts.....		326211-SM						
Rubber and plastics hose and belting.....	32622		-0.7	-0.1	0.0	0.4	0.1	0.6
Rubber and plastics hose and belting mfg.....	326220		-0.7	-0.1	0.0	0.4	0.1	0.6
Primary products.....		326220-P	-0.6	-0.1	0.0	0.4	0.1	0.7
Rubber and plastics belt and belting mfg.....		326220-D	0.4	0.0	0.0	1.3	0.0	0.1
Rubber and plastics transmission belts and belting (excluding flat).....		326220-D2	1.2	-0.1	0.0	0.7	0.0	0.0
Rubber and plastic hose mfg.....		326220-H	-1.7	-0.1	0.0	-0.6	0.2	1.3
Rubber and plastics hose for on- and off-highway motor vehicles.....		326220-H3	5.0	0.0	0.0	-1.9	0.0	3.7
Industrial rubber and plastics hose without fittings.....		326220-H4	-1.8	0.0	0.0	0.0	0.0	0.0
Rubber and plastics water hose (incl. fire, irrigation, etc.).....		326220-H5	-16.2	0.0	0.0	0.3	1.0	0.0
Secondary products and miscellaneous receipts.....		326220-SM						
Other rubber product mfg.....	32629		1.4	0.3	0.1	0.3	0.2	0.0
Rubber product mfg. for mechanical use.....	326291		4.3	0.7	-0.1	0.2	0.0	0.1
Primary products.....		326291-P	4.3	0.7	0.0	0.1	0.0	0.0
Other extruded rubber mechanical goods (excl. auto)(excl. tubing).....		326291-C	0.7	0.0	0.0	0.0	0.0	0.0
Molded rubber mechanical goods, automotive.....		326291-1	5.9	0.1	0.0	0.0	0.0	0.0
Molded rubber mechanical goods, transportation (excluding automotive)/off-highway machinery.....		326291-2	-0.6	0.0	0.0	-1.1	0.0	0.0
Other molded rubber mechanical goods (excluding tubing).....		326291-9	7.5	2.4	0.0	1.3	0.0	0.0
Secondary products and miscellaneous receipts.....		326291-SM						
Secondary products.....		326291-S	3.9	1.9	-1.5	1.5	0.3	1.6
All other rubber product manufacturing.....	326299		-0.5	-0.1	0.2	0.3	0.4	0.0
Primary products.....		326299-P	-0.5	-0.1	0.2	0.4	0.6	0.0
All other miscellaneous rubber goods.....		326299-B	1.2	0.1	0.0	1.6	-0.1	0.0
Rubber compounds or mixtures for sale or interplant transfer.....		326299-6	-5.7	-0.6	0.4	-0.1	0.0	0.0
All other industrial rubber products.....		326299-7	3.9	0.3	0.3	0.5	1.5	0.0
Secondary products and miscellaneous receipts.....		326299-SM						
Secondary products.....		326299-S	-	0.0	-0.2	0.0	-1.7	0.0
Nonmetallic mineral product manufacturing.....	327		4.2	0.2	-0.2	1.6	0.7	0.1
Clay product and refractory manufacturing.....	3271		2.1	0.6	-0.3	0.6	0.5	-0.1
Pottery, ceramics, and plumbing fixture mfg.....	32711		0.7	0.0	0.0	0.0	0.1	0.0
Pottery, ceramics, and plumbing fixture mfg.....	327110		0.7	0.0	0.0	0.0	0.1	0.0
Primary products.....		327110-P	0.4	0.0	0.0	-0.1	0.0	0.0
Vitreous china, porcelain, and earthenware (semivitreous) table and kitchenware..		327110-5	-4.1	0.0	0.0	0.0	0.0	0.0
All other pottery products (including china decorated for the trade).....		327110-6	2.2	0.0	0.0	0.0	0.0	0.0
Porcelain, steatite, and other ceramic electrical products.....		327110-7	0.0	0.1	0.0	-0.5	-0.1	0.0
Secondary products and miscellaneous receipts.....		327110-SM						

See footnotes at end of table.

Table 12. Producer price index percentage changes for the net output of selected industries and their products, not seasonally adjusted — Continued
 [March 2024]

Title ¹	Industry code	Product code	Unadjusted 12-month percent change ²	Unadjusted 1-month percent change ²				
				Mar. 2023 to Mar. 2024 ^P	Oct. to Nov.	Nov. to Dec. ^P	Dec. to Jan. ^P	Jan. to Feb. ^P
Clay building material and refractories mfg.	32712		2.7	0.9	-0.4	0.8	0.6	-0.1
Clay building material and refractories mfg.	327120		2.7	0.9	-0.4	0.8	0.6	-0.1
Primary products.		327120-P	2.5	0.9	-0.4	0.8	0.6	-0.1
Brick and structural clay tile.		327120-1	4.0	0.0	0.0	0.8	2.5	0.3
Building or common brick.		327120-11	4.0	0.0	0.0	0.7	2.5	0.3
Glazed brick and other brick (paving, floor, and sewer).		327120-12	6.4	0.0	0.0	5.7	0.0	0.0
Clay floor and wall tile, glazed and unglazed (including quarry tile and ceramic mosaic tile).		327120-2	3.8	4.4	-2.6	0.0	1.0	-1.4
Nonclay refractories (excluding dead-burned magnesia).		327120-6	2.3	-0.2	1.0	1.7	-0.9	0.0
Clay refractories.		327120-7	0.8	0.0	0.0	0.8	0.0	0.0
All other structural clay products, excluding clay refractories.		327120-9	5.6	0.2	0.0	0.4	0.0	5.0
Secondary products and miscellaneous receipts.		327120-SM						
Miscellaneous receipts.		327120-M	1.9	0.0	0.0	0.9	0.0	1.0
Glass and glass product manufacturing.	3272		0.1	0.1	0.3	0.9	0.0	-0.2
Glass and glass product manufacturing.	32721		0.1	0.1	0.3	0.9	0.0	-0.2
Flat glass manufacturing.	327211		-2.6	0.1	0.4	-0.7	1.1	-1.0
Primary products.		327211-P	-2.6	0.1	0.4	-0.7	1.1	-1.0
Flat glass (float, sheet, and plate process), made by flat glass producers.		327211-1	-	0.2	0.6	-1.2	-	-
Other glass products, made by flat glass producers.		327211-4	0.0	0.0	0.0	0.0	0.0	0.0
Secondary products and miscellaneous receipts.		327211-SM						
Other pressed and blown glass and glassware.	327212		0.3	0.0	0.0	-0.2	0.2	-0.5
Primary products.		327212-P	-0.3	0.0	0.0	-0.2	0.2	-0.5
Glass fiber and machine-made pressed and blown glass and glassware, made by glass producers.		327212-B	-0.5	0.0	0.0	-0.2	0.3	-0.5
Handmade pressed and blown glass and glassware, made by glass producers.		327212-9	10.6	0.0	0.0	0.4	0.0	0.0
Secondary and miscellaneous receipts.		327212-SM						
Glass container manufacturing.	327213		1.6	-0.6	-0.1	3.6	0.0	0.1
Primary products.		327213-P	1.6	-0.6	-0.1	3.6	0.0	0.1
Glass containers (including value of packaging).		327213-0	1.6	-0.6	-0.1	3.6	0.0	0.1
Secondary products and miscellaneous receipts.		327213-SM1						
Glass product mfg. made of purchased glass.	327215		0.3	0.3	0.5	0.7	-0.3	0.1
Primary products.		327215-P	0.3	0.3	0.5	0.7	-0.3	0.1
Pressed and blown glassware, made from purchased glass.		327215-E	1.5	0.0	0.7	1.2	0.8	0.6
Other glass products, made from purchased glass.		327215-F	0.3	0.3	0.7	0.4	0.0	0.0
Mirrors (decorated and undecorated), made from purchased glass.		327215-9	-0.1	0.6	-0.4	1.4	-2.0	0.0
Secondary products and miscellaneous receipts.		327215-SM						
Secondary products.		327215-S	3.2	0.2	0.0	3.0	0.0	0.0
Cement and concrete product manufacturing.	3273		6.2	0.3	-0.4	1.9	0.6	0.0
Cement manufacturing.	32731		5.0	0.0	-0.1	3.3	-0.7	0.0
Cement manufacturing.	327310		5.0	0.0	-0.1	3.3	-0.7	0.0
Primary products.		327310-P	5.0	0.0	-0.1	3.3	-0.7	0.0
Cement, hydraulic (including cost of shipping containers).		327310-0	5.0	0.0	-0.1	3.3	-0.7	0.0
Secondary products and miscellaneous receipts.		327310-SM						
Ready-mix concrete manufacturing.	32732		6.9	0.2	-1.2	2.3	0.8	0.1
Ready-mix concrete manufacturing.	327320		6.9	0.2	-1.2	2.3	0.8	0.1
Primary products.		327320-P	7.0	0.2	-1.3	2.3	0.9	0.1
Northeast region ready-mix concrete.		327320-A	10.2	-0.6	-1.6	0.0	4.0	0.0
Midwest region ready-mix concrete.		327320-B	7.4	0.1	-1.8	3.9	-0.8	0.0
South region ready-mix concrete.		327320-C	8.2	0.3	-1.3	2.5	1.7	-0.2
West region ready-mix concrete.		327320-D	3.6	0.5	-0.6	1.4	-0.2	0.7
Secondary products and miscellaneous receipts.		327320-SM						
Miscellaneous receipts.		327320-M	2.1	0.0	0.0	1.4	0.0	0.0
Secondary products.		327320-S	3.6	0.0	0.0	3.3	0.0	0.0
Concrete pipe, brick, and block manufacturing.	32733		6.3	0.4	1.3	1.3	0.6	0.0
Concrete block and brick manufacturing.	327331		6.2	0.3	1.5	1.0	0.8	0.0
Primary products.		327331-P	6.3	0.3	1.5	1.0	0.8	0.0
Concrete block and brick.		327331-0	6.3	0.3	1.5	1.0	0.8	0.0
Structural concrete block, lightweight units (weighing less than 105 lb/cubic ft.) (dry weight).		327331-01	6.7	0.0	0.9	2.4	0.5	0.0
Structural concrete block, mediumweight units (weighing 105 - 124 lb/cubic ft.) (dry weight).		327331-02	8.1	0.0	1.8	-0.3	3.6	0.0

See footnotes at end of table.

Table 12. Producer price index percentage changes for the net output of selected industries and their products, not seasonally adjusted — Continued
 [March 2024]

Title ¹	Industry code	Product code	Unadjusted 12-month percent change ²	Unadjusted 1-month percent change ²				
				Mar. 2023 to Mar. 2024 ^P	Oct. to Nov.	Nov. to Dec. ^P	Dec. to Jan. ^P	Jan. to Feb. ^P
Concrete block and brick manufacturing - Continued								
Structural concrete block, normalweight units (weighing 125 lb or more/cubic ft.) (dry weight).....		327331-03	10.6	2.7	0.7	2.2	0.1	0.0
Decorative concrete block (including screen, split, slump, shadowal block, etc.).....		327331-04	7.0	0.0	0.3	2.1	0.3	0.6
Concrete pavers (including grid, interlocking, etc.).....		327331-05	4.3	0.0	1.7	0.0	1.3	-0.3
Concrete brick.....		327331-06	5.8	0.0	4.3	0.0	0.4	0.0
Secondary products and miscellaneous receipts.....		327331-SM						
Miscellaneous receipts.....		327331-M	4.8	0.0	1.1	0.0	0.0	2.0
Secondary products.....		327331-S	3.9	0.0	1.3	0.4	0.7	0.0
Concrete pipe manufacturing.....	327332		6.5	0.6	0.5	2.1	0.0	0.0
Primary products.....		327332-P	6.9	0.8	0.4	2.1	0.0	0.0
Concrete pipe.....		327332-0	6.9	0.8	0.4	2.1	0.0	0.0
Concrete storm sewer pipe.....		327332-02	9.1	-1.1	1.4	0.6	0.0	0.0
Concrete pipe, except concrete culvert and storm sewer pipe.....		327332-03	3.5	0.0	0.0	0.2	0.0	0.0
Secondary products and miscellaneous receipts.....		327332-SM1						
Other concrete product manufacturing.....	32739		4.8	0.6	0.6	1.0	0.5	-0.1
Other concrete product manufacturing.....	327390		4.9	0.6	0.6	1.0	0.5	-0.1
Primary products.....		327390-P	4.1	0.6	0.3	0.6	0.5	-0.1
Precast concrete products.....		327390-1	4.3	0.0	0.4	0.9	0.5	0.0
Precast concrete slabs and tile, roof and floor units.....		327390-11	-0.3	0.0	0.0	0.0	0.0	0.0
Precast concrete architectural wall panels.....		327390-12	4.6	-0.3	0.0	1.8	0.0	0.0
Burial vaults and boxes, precast concrete.....		327390-13	4.2	0.0	0.0	2.7	0.0	0.7
Precast concrete products (excl burial vaults and boxes, slabs and tile, and arch. wall panels).....		327390-14	4.7	0.1	0.5	0.7	0.7	-0.1
Prestressed concrete products.....		327390-4	3.5	3.7	-0.3	-0.8	0.3	-0.5
Prestressed concrete products (excl bridge beams and solid and hollow cored slabs and panels).....		327390-43	11.7	8.3	0.0	0.0	0.0	0.0
Prestressed concrete bridge beams.....		327390-46	-2.4	-0.3	-0.7	-0.6	-0.1	-1.4
Prestressed concrete solid and hollow cored slabs and panels.....		327390-47	-5.6	0.0	0.0	-4.1	2.7	0.0
Secondary products and miscellaneous receipts.....		327390-SM						
Secondary products.....		327390-S	25.5	0.0	9.4	8.9	0.0	0.0
Lime and gypsum product manufacturing.....	3274		5.7	0.0	-0.1	2.4	3.0	1.7
Lime manufacturing.....	32741		15.8	0.1	0.0	7.5	4.1	1.5
Lime manufacturing.....	327410		15.8	0.1	0.0	7.5	4.1	1.5
Primary products.....		327410-P	16.0	0.1	0.0	7.5	4.2	1.5
Lime.....		327410-0	16.0	0.1	0.0	7.5	4.2	1.5
Secondary products and miscellaneous receipts.....		327410-SM1						
Gypsum product manufacturing.....	32742		1.1	0.0	-0.2	0.0	2.5	1.9
Gypsum product manufacturing.....	327420		1.1	0.0	-0.2	0.0	2.5	1.9
Primary products.....		327420-P	1.1	0.0	-0.2	0.0	2.5	1.9
Gypsum building materials.....		327420-1	1.3	-0.1	-0.2	0.0	2.9	2.2
Other gypsum products.....		327420-5	0.0	0.0	0.0	0.0	0.0	0.0
Secondary products and miscellaneous receipts.....		327420-SM						
Other nonmetallic mineral products.....	3279		3.4	0.0	0.1	1.8	0.8	0.0
Abrasive product manufacturing.....	32791		4.6	0.1	0.3	2.5	-0.1	0.8
Abrasive product manufacturing.....	327910		4.7	0.2	0.3	2.5	-0.1	0.8
Primary products.....		327910-P	4.4	0.1	0.3	2.5	-0.1	0.8
Nonmetallic sized grains, powders, and flour abrasives (incl. graded only).....		327910-1	4.6	0.0	0.0	1.2	0.0	0.0
Nonmetallic abrasive products (including diamond abrasives).....		327910-4	7.9	0.1	0.0	5.6	0.2	0.5
Nonmetallic coated abrasive products and buffing wheels, polishing wheels, and laps.....		327910-7	3.5	0.1	0.0	1.0	0.2	1.7
Secondary products and miscellaneous receipts.....		327910-SM						
Miscellaneous receipts.....		327910-M	2.6	0.0	0.0	0.6	1.8	0.3
All other nonmetallic mineral product mfg.....	32799		3.2	0.0	0.0	1.6	1.0	-0.2
Cut stone and stone product manufacturing.....	327991		2.4	0.0	0.0	1.4	0.6	0.0
Primary products.....		327991-P	2.5	0.0	0.0	1.5	0.7	0.0
Dressed dimension granite (including gneiss, syenite, diorite, and cut granite).....		327991-1	1.8	0.0	0.0	1.9	0.9	0.0
Dressed dimension limestone (including dolomite, travertine, calcareous, tufa, & cut limestone).....		327991-4	-	0.0	0.0	5.4	0.0	-
Dressed dimension marble and other stone.....		327991-7	3.2	0.0	0.0	0.0	0.5	0.0
Secondary products and miscellaneous receipts.....		327991-SM						

See footnotes at end of table.

Table 12. Producer price index percentage changes for the net output of selected industries and their products, not seasonally adjusted — Continued
 [March 2024]

Title ¹	Industry code	Product code	Unadjusted 12-month percent change ²	Unadjusted 1-month percent change ²				
				Mar. 2023 to Mar. 2024 ^P	Oct. to Nov.	Nov. to Dec. ^P	Dec. to Jan. ^P	Jan. to Feb. ^P
Cut stone and stone product manufacturing - Continued								
Secondary products.....		327991-S	-2.5	0.0	0.0	0.0	0.0	-0.2
Ground or treated mineral and earths manufacturing.....	327992		2.8	0.0	-0.5	0.2	0.2	-0.4
Primary products.....		327992-P	2.8	0.0	-0.6	0.2	0.2	-0.4
Ground or treated minerals and earths.....		327992-0	2.8	0.0	-0.6	0.2	0.2	-0.4
Treated lightweight aggregate and crushed slag, minerals and earths.....		327992-04	1.3	0.0	0.0	0.0	-0.5	-0.5
Other minerals or earths, treated.....		327992-06	4.4	0.0	-1.3	0.0	1.0	-0.3
Secondary products and miscellaneous receipts.....		327992-SM						
Mineral wool manufacturing.....	327993		4.0	0.0	0.3	1.9	2.3	-0.1
Primary products.....		327993-P	4.0	0.0	0.3	1.9	2.3	-0.1
Mineral wool for thermal and acoustical envelope insulation.....		327993-1	2.4	0.0	0.2	0.4	2.8	0.4
Mineral wool for industrial, equipment, and appliance insulation.....		327993-4	6.3	0.0	0.5	4.0	1.5	-0.8
Secondary products and miscellaneous receipts.....		327993-SM						
Miscellaneous nonmetallic mineral products manufacturing.....	327999		3.3	0.0	0.0	2.7	0.0	-0.3
Primary products.....		327999-P	3.4	0.0	0.0	2.8	0.0	-0.3
All other nonmetallic mineral products.....		327999-0	3.4	0.0	0.0	2.8	0.0	-0.3
Other nonmetallic mineral products.....		327999-09	0.9	0.0	0.0	0.5	0.0	-0.6
Secondary products and miscellaneous receipts.....		327999-SM						
Primary metal mfg.....	331		-4.4	-1.3	0.8	3.2	2.2	-3.9
Iron & steel mills & ferroalloy mfg.....	3311		-6.7	-3.2	0.5	6.5	4.5	-8.2
Iron & steel mills & ferroalloy mfg.....	33111		-6.7	-3.2	0.5	6.5	4.5	-8.2
Iron and steel mills and ferroalloy mfg.....	331110		-6.6	-3.2	0.5	6.5	4.5	-8.2
Primary products.....		331110-P	-4.3	-3.5	0.5	6.9	4.9	-8.9
Steel ingots and semifinished products.....		331110-3	-5.6	-4.1	0.3	1.9	-1.3	0.0
Ferroalloys and related products.....		331110-6	-25.6	-3.4	-1.0	-4.7	-1.6	-5.0
Hot rolled steel bars, plates, and structural shapes.....		331110-7	-1.0	-1.1	-0.5	0.1	2.4	0.9
Hot rolled steel bars, plates, and structural shapes, carbon.....		331110-71	-0.5	-1.0	-0.5	0.0	2.8	1.0
Hot rolled steel bars, plates, and structural shapes, alloy.....		331110-76	-2.0	-	-	-	-2.0	-0.6
Secondary products and miscellaneous receipts.....		331110-SM						
Steel product mfg from purchased steel.....	3312		-6.3	0.8	3.1	1.8	0.3	-3.5
Iron & steel pipe and tube mfg from purchased steel.....	33121		-9.8	0.3	-0.5	2.3	1.2	-2.8
Iron and steel pipe and tube manufacturing from purchased steel.....	331210		-9.8	0.3	-0.4	2.3	1.2	-2.8
Primary products.....		331210-P	-10.2	0.2	-0.8	2.3	1.3	-2.7
Iron and steel pipes and tubes, from purchased iron and steel.....		331210-0	-10.2	0.2	-0.8	2.3	1.3	-2.7
Pipe and tube, carbon.....		331210-02	-9.7	0.3	-1.0	3.2	1.6	-3.3
Pipe and tube, alloy.....		331210-03	-	1.1	0.7	-0.4	-	-
Pipe and tube, stainless.....		331210-04	-9.8	-1.1	-1.2	0.1	-0.1	-0.2
Secondary products and miscellaneous receipts.....		331210-SM1						
Rolling & drawing of purchased steel.....	33122		-2.3	1.5	6.9	1.3	-0.7	-4.2
Rolled steel shape mfg.....	331221		5.5	3.9	14.1	2.5	-1.5	-7.2
Primary products.....		331221-P	4.8	4.3	15.7	2.5	-1.7	-7.6
Cold rolled steel sheet and strip, made from purchased steel.....		331221-1	13.2	8.2	25.6	2.1	-2.5	-10.5
Cold finished steel bars and bar shapes, made from purchased steel.....		331221-3	-8.0	-1.7	-1.0	3.2	0.0	-1.7
Secondary products and miscellaneous receipts.....		331221-SM						
Steel wire drawing.....	331222		-9.0	-0.8	0.2	-0.1	0.2	-0.9
Primary products.....		331222-P	-9.3	-0.8	0.2	-0.1	0.2	-0.9
Steel wire, including galvanized and other coated wire.....		331222-5	-8.7	-1.1	0.2	0.0	0.2	-1.2
Carbon steel wire.....		331222-5A	-7.3	-1.5	0.1	-0.3	0.3	-0.4
Secondary products and miscellaneous receipts.....		331222-SM						
Miscellaneous receipts.....		331222-M	-7.6	-1.2	0.1	-0.5	-2.0	0.0
Alumina & aluminum production & processing.....	3313		-7.3	-0.3	-0.5	-0.5	0.2	-0.3
Alumina & aluminum production & processing.....	33131		-7.3	-0.3	-0.5	-0.5	0.2	-0.3
Secondary smelting and alloying of aluminum.....	331314		-11.9	-2.1	0.1	-0.9	0.2	0.2
Primary products.....		331314-P	-12.0	-2.1	0.1	-1.0	0.2	0.2
Aluminum ingot, including billet, made by secondary smelters.....		331314-2	-13.6	-2.3	0.2	-1.1	0.2	0.3
Aluminum and aluminum-base alloys powders, paste, and flakes.....		331314-5	5.3	-0.1	-0.1	-0.2	-0.3	0.0
Secondary products and miscellaneous receipts.....		331314-SM						
Aluminum sheet, plate, and foil mfg.....	331315		-	0.1	-0.3	-1.2	0.4	-
Primary products.....		331315-P	-	0.1	-0.4	-1.2	0.5	-

See footnotes at end of table.

Table 12. Producer price index percentage changes for the net output of selected industries and their products, not seasonally adjusted — Continued
 [March 2024]

Title ¹	Industry code	Product code	Unadjusted 12-month percent change ²	Unadjusted 1-month percent change ²					
				Mar. 2023 to Mar. 2024 ^P	Oct. to Nov.	Nov. to Dec. ^P	Dec. to Jan. ^P	Jan. to Feb. ^P	Feb. to Mar. ^P
Aluminum sheet, plate, and foil mfg - Continued									
Aluminum sheet, plate, and foil.....		331315-0	-	0.1	-0.4	-1.2	0.5	-	
Secondary products and miscellaneous receipts.....		331315-SM2							
Other aluminum rolling, drawing, and extruding.....	331318		-7.8	-0.3	-0.3	-0.3	-0.2	-0.4	
Primary products.....		331318-P	-7.7	-0.3	-0.3	-0.2	-0.2	-0.4	
Other extruded aluminum shapes, including rod, bar, and wire.....		331318-0	-7.6	-0.3	-0.3	-0.2	-0.2	-0.4	
Secondary products and miscellaneous receipts.....		331318-SM							
Nonferrous (exc alum) production & processing.....	3314		0.7	0.5	0.5	1.0	0.5	2.0	
Nonferrous metal (except aluminum) smelting and refining.....	33141		-	0.5	-0.2	-0.1	-	-	
Nonferrous metal (except aluminum) smelting and refining.....	331410		-	0.5	-0.2	-0.1	-	-	
Primary products.....		331410-P	-	0.5	-0.3	-0.1	-	-	
Secondary products and miscellaneous receipts.....		331410-SM1							
Copper rolling/drawing/extruding & alloying.....	33142		-3.2	0.0	1.3	0.6	-0.3	1.8	
Copper rolling, drawing, extruding, and alloying.....	331420		-3.2	0.0	1.3	0.6	-0.3	1.8	
Primary products.....		331420-P	-2.8	0.0	1.4	0.7	-0.4	1.9	
Copper wire and cable.....		331420-A	-3.4	0.3	1.9	0.5	0.1	1.8	
Copper and copper alloy mill shapes, except wire and cable.....		331420-B	-3.1	-0.3	1.0	0.8	-0.8	2.0	
Secondary products and miscellaneous receipts.....		331420-SM							
Miscellaneous receipts.....		331420-M	-	0.1	2.3	0.1	0.6	-	
Other nonferrous roll/draw/extruding/alloying.....	33149		3.1	1.3	-0.4	1.9	-0.2	2.6	
Nonferrous metal (except copper and aluminum) rolling, drawing, and extruding.....	331491		1.6	0.1	-0.2	1.2	1.5	-0.2	
Primary products.....		331491-P	1.7	0.0	-0.1	1.3	1.5	-0.2	
All other nonferrous metal mill shapes.....		331491-D	13.0	0.2	-0.3	8.5	2.6	-0.6	
Nickel and nickel-base alloy mill shapes.....		331491-2	-6.7	0.0	-0.1	-4.2	4.6	-0.3	
Titanium and titanium-base alloy mill shapes.....		331491-3	2.3	-0.1	0.0	-0.2	1.2	0.0	
Secondary products and miscellaneous receipts.....		331491-SM							
Secondary products.....		331491-S	0.4	0.0	-4.3	0.0	0.2	-0.6	
Secondary smelting, refining, and alloying of nonferrous metal (except copper and aluminum).....	331492		4.3	2.3	-0.6	2.5	-1.6	5.1	
Primary products.....		331492-P	4.6	2.4	0.0	2.1	-1.7	5.2	
All other miscellaneous secondary nonferrous metals, including secondary lead and zinc.....		331492-B	-5.0	1.1	-1.4	1.2	-3.7	6.1	
Nonferrous metal powders, paste, and flakes (excluding aluminum and copper).....		331492-1	-	-	-	-	-0.2	1.7	
Secondary products and miscellaneous receipts.....		331492-SM							
Foundries.....	3315		2.5	-0.1	1.0	0.7	0.4	0.0	
Ferrous metal foundries.....	33151		2.2	0.0	1.4	0.7	0.1	-0.1	
Iron foundries.....	331511		3.6	0.0	2.5	1.6	0.1	-0.2	
Primary products.....		331511-P	3.8	0.0	2.6	1.6	0.1	-0.3	
Cast iron pressure and soil pipe and fittings, all sizes.....		331511-B	-	0.6	0.0	4.6	0.0	0.0	
Standard and pearlitic malleable iron castings.....		331511-T	-	-0.3	43.4	1.2	0.0	0.0	
Other ductile iron castings.....		331511-3	1.0	-0.2	0.3	1.2	0.1	-0.6	
Other gray iron castings (including molds and stools for heavy steel ingots).....		331511-9	2.1	0.1	0.0	2.0	0.1	0.0	
Secondary products and miscellaneous receipts.....		331511-SM							
Steel investment foundries.....	331512		-2.3	0.0	0.0	0.0	0.0	0.0	
Primary products.....		331512-P	-2.4	0.0	0.0	0.0	0.0	0.0	
Steel investment castings.....		331512-0	-2.4	0.0	0.0	0.0	0.0	0.0	
Secondary products and miscellaneous receipts.....		331512-SM							
Secondary products.....		331512-S	-	0.0	0.0	1.9	-	-	
Steel foundries, except investment.....	331513		3.7	0.2	0.0	-1.1	0.0	0.0	
Primary products.....		331513-P	3.7	0.2	0.0	-1.1	0.0	0.0	
Carbon steel castings, except investment.....		331513-1	5.9	0.0	0.0	0.4	0.1	0.0	
Alloy steel castings, excluding investment.....		331513-4	2.9	0.2	0.0	-1.6	0.0	0.0	
High alloy steel castings, except investment.....		331513-41	0.7	-0.2	0.0	-0.2	0.0	0.0	
Other alloy steel castings, except investment.....		331513-43	7.0	1.1	0.0	-3.9	0.0	0.0	
Secondary products and miscellaneous receipts.....		331513-SM							
Nonferrous metal foundries.....	33152		2.9	-0.3	0.4	0.7	0.9	0.1	
Nonferrous metal die-casting foundries.....	331523		-1.6	-0.5	0.7	-0.6	0.1	0.0	
Primary products.....		331523-P	-1.7	-0.5	0.7	-0.6	0.1	0.0	
Aluminum die-castings.....		331523-1	-1.5	-0.6	0.9	-0.8	0.3	0.0	
Nonferrous (except aluminum) die-castings.....		331523-3	-2.3	0.1	0.0	-0.1	-0.6	-0.2	

See footnotes at end of table.

Table 12. Producer price index percentage changes for the net output of selected industries and their products, not seasonally adjusted — Continued
 [March 2024]

Title ¹	Industry code	Product code	Unadjusted 12-month percent change ²	Unadjusted 1-month percent change ²				
				Mar. 2023 to Mar. 2024 ^P	Oct. to Nov.	Nov. to Dec. ^P	Dec. to Jan. ^P	Jan. to Feb. ^P
Nonferrous metal die-casting foundries - Continued								
Secondary products and miscellaneous receipts.....		331523-SM						
Secondary products.....		331523-S	1.6	0.1	-0.3	0.0	0.0	0.0
Aluminum foundries, except die-casting.....	331524		5.9	0.0	-0.2	2.3	2.1	0.0
Primary products.....		331524-P	5.9	0.0	-0.2	2.4	2.6	0.0
Aluminum castings, excluding die-castings.....		331524-0	5.9	0.0	-0.2	2.4	2.6	0.0
Secondary products and miscellaneous receipts.....		331524-SM						
Secondary products.....		331524-S1	6.0	0.0	0.0	1.8	0.0	-0.1
Other nonferrous metal foundries, except die-casting.....	331529		11.4	-0.3	0.4	2.3	1.5	0.6
Primary products.....		331529-P	12.4	-0.3	0.6	2.4	1.6	0.6
Copper foundries (excluding die-casting).....		331529-5	-1.5	-0.6	1.2	-0.1	0.2	1.2
Secondary products and miscellaneous receipts.....		331529-SM						
Fabricated metal product mfg.....	332		2.1	-0.1	0.4	0.6	0.0	0.2
Forging & stamping.....	3321		1.1	-0.1	0.7	1.9	0.3	0.4
Forging & stamping.....	33211		1.1	-0.1	0.7	1.9	0.3	0.4
Iron and steel forging.....	332111		2.3	-0.5	0.0	1.4	1.7	1.5
Primary products.....		332111-P	1.6	-0.6	0.0	1.1	1.8	1.6
Hot impression die impact, press and upset steel forgings.....		332111-1	3.9	-0.8	-0.2	1.6	2.6	2.3
Hot impression die impact, press and upset carbon steel forgings.....		332111-11	-	-1.6	0.0	4.2	-	-
Hot impression die impact, press and upset alloy steel forgings.....		332111-12	-4.5	-0.2	-0.4	-0.7	0.6	-0.1
Secondary products and miscellaneous receipts.....		332111-SM						
Nonferrous forging.....	332112		6.8	0.5	0.3	0.2	0.5	0.9
Primary products.....		332112-P	7.0	0.5	0.3	0.2	0.5	0.9
Hot impression die impact, press and upset nonferrous forgings.....		332112-4	7.8	0.6	0.4	0.2	0.6	1.0
Hot impression die impact, press, and upset aluminum and aluminum alloy forgings.....		332112-41	3.8	0.0	0.5	-0.4	-0.1	1.5
Hot impression die impact, press, and upset titanium and titanium alloy forgings.....		332112-42	8.7	1.8	0.0	0.0	2.0	0.0
Other nonferrous hot impression die impact, press, and upset forgings.....		332112-43	40.1	0.0	0.6	4.7	0.0	1.2
Secondary products and miscellaneous receipts.....		332112-SM						
Custom roll forming.....	332114		-3.2	0.2	2.6	3.0	-0.1	0.0
Primary products.....		332114-P	-3.7	0.2	3.1	3.5	-0.1	0.0
Custom roll formed products (steel, aluminum and other metal).....		332114-0	-3.7	0.2	3.1	3.5	-0.1	0.0
Secondary products and miscellaneous receipts.....		332114-SM						
Powder metallurgy part mfg.....	332117		-	-1.0	0.6	1.7	-	-
Primary products.....		332117-P	-	-1.0	0.6	1.7	-	-
Powder metallurgy parts.....		332117-0	-	-1.0	0.6	1.7	-	-
Other metal stamping, except automotive.....	332119		2.3	0.1	0.0	1.7	-0.3	0.0
Primary products.....		332119-P	2.9	0.1	0.0	1.3	-0.1	0.2
Metal job stampings, except automotive.....		332119-3	4.7	0.1	0.0	1.8	-0.3	0.8
Motor and generator metal job stampings.....		332119-32	-	-0.2	0.0	1.0	-	-
Other metal job stampings.....		332119-33	2.1	0.1	0.0	1.9	-0.2	0.9
Other metal stampings, n.e.c., incl. stamped and pressed metal, and crowns and closures.....		332119-9	-	-	-	-	0.0	-0.7
Secondary products and miscellaneous receipts.....		332119-SM						
Miscellaneous receipts.....		332119-M	-	-	-	-	-	-1.0
Secondary products.....		332119-S	-	-	-	-	-	0.0
Cutlery & handtool mfg.....	3322		2.8	0.0	0.3	1.1	-0.2	0.1
Cutlery & handtool mfg.....	33221		2.8	0.0	0.3	1.1	-0.2	0.1
Metal cookware, cutlery, and flatware mfg.....	332215		0.8	0.0	0.4	0.1	0.0	-0.1
Primary products.....		332215-P	0.7	0.0	0.4	0.1	0.0	0.0
Cutlery, scissors, shears, trimmers, and snips.....		332215-2	0.6	0.0	2.1	0.3	0.0	-2.5
Secondary products and miscellaneous receipts.....		332215-SM						
Miscellaneous receipts.....		332215-M	3.3	0.0	0.5	0.0	0.0	-1.6
Secondary products.....		332215-S	1.9	0.0	0.0	0.0	0.0	0.0
Saw blade, handsaw, and hand and edge tool mfg.....	332216		3.8	0.0	0.2	1.6	-0.2	0.1
Primary products.....		332216-P	4.1	0.0	0.1	1.8	-0.3	0.1
Edge tools, hand-operated.....		332216-4	5.1	0.0	0.0	0.3	0.0	0.0
All other miscellaneous hand tools, except handsaws.....		332216-7	-0.7	0.0	0.0	0.0	-0.9	0.0
Secondary products and miscellaneous receipts.....		332216-SM						
Miscellaneous receipts.....		332216-M	1.1	0.0	0.6	-1.2	0.0	0.0

See footnotes at end of table.

Table 12. Producer price index percentage changes for the net output of selected industries and their products, not seasonally adjusted — Continued
 [March 2024]

Title ¹	Industry code	Product code	Unadjusted 12-month percent change ²	Unadjusted 1-month percent change ²					
				Mar. 2023 to Mar. 2024 ^P	Oct. to Nov.	Nov. to Dec. ^P	Dec. to Jan. ^P	Jan. to Feb. ^P	Feb. to Mar. ^P
Saw blade, handsaw, and hand and edge tool mfg - Continued									
Secondary products.....		332216-S	0.5	0.3	0.4	0.1	0.0	0.0	
Architectural & structural metals mfg.....	3323		0.8	0.0	0.9	0.3	-0.4	0.0	
Plate work & fabricated structural prod mfg.....	33231		0.1	0.2	1.7	0.5	-1.1	-0.4	
Prefabricated metal buildings and components mfg.....	332311		3.1	0.2	0.6	0.4	0.3	0.5	
Primary products.....		332311-P	3.2	0.2	0.5	0.5	0.2	0.7	
Prefabricated metal bldg & component systems (excl. farm service bldgs, resid. bldgs, & parts).....		332311-1	2.9	0.2	0.3	0.5	0.0	1.0	
Other prefabricated and portable metal buildings and parts.....		332311-3	4.0	0.4	1.1	0.4	0.6	-0.4	
Secondary products and miscellaneous receipts.....		332311-SM							
Fabricated structural metal mfg.....	332312		-0.5	0.2	2.2	0.6	-1.5	-0.7	
Primary products.....		332312-P	-1.0	0.1	2.4	0.5	-1.7	-0.7	
Fabricated structural metal bar joists and concrete reinforcing bars.....		332312-1	-0.3	-0.3	3.8	1.5	-2.4	-1.6	
Fabricated structural iron and steel for industrial buildings metal bar joists, short span.....		332312-11	6.8	0.4	0.3	7.6	-0.5	0.0	
Fabricated structural iron & steel for commercial, residential, institutional, & public bldgs.....		332312-12	-2.0	-0.5	4.7	0.0	-2.9	-2.0	
Other fabricated structural metal.....		332312-5	-1.7	0.5	1.1	0.0	-0.8	0.0	
Fabricated structural metal for bridges.....		332312-6	-1.0	-0.9	3.0	-3.2	-3.4	-0.2	
Secondary products and miscellaneous receipts.....		332312-SM							
Plate work mfg.....	332313		-	0.0	0.0	0.0	-0.1	-	
Primary products.....		332313-P	-	0.0	0.0	0.0	0.0	-	
Fabricated plate work (stacks and weldments).....		332313-0	-	0.0	0.0	0.0	0.0	-	
Secondary products and miscellaneous receipts.....		332313-SM1							
Ornamental & architectural metal prod mfg.....	33232		1.6	-0.1	0.1	0.0	0.4	0.4	
Metal window and door mfg.....	332321		1.1	0.0	0.0	0.0	0.1	0.0	
Primary products.....		332321-P	1.1	-0.1	0.0	0.0	0.0	0.0	
Metal molding and trim and store fronts.....		332321-B	-0.1	0.0	0.0	0.0	0.0	0.0	
Metal windows (except storm sash).....		332321-D	-0.5	-0.1	0.0	0.0	0.1	0.0	
Metal doors (except storm doors).....		332321-1	1.7	-0.1	0.0	0.0	0.0	0.0	
Metal window and door screens (except combination screens) and metal weather strip.....		332321-9	-0.1	0.0	0.0	0.0	0.0	0.0	
Secondary products and miscellaneous receipts.....		332321-SM							
Secondary products.....		332321-S	0.9	0.4	0.0	0.0	0.4	0.0	
Sheet metal work mfg.....	332322		2.4	-0.2	0.2	0.0	0.6	0.6	
Primary products.....		332322-P	2.4	-0.2	0.2	0.0	0.7	0.5	
Sheet metal electronic enclosures.....		332322-C	6.8	0.3	0.0	0.0	-0.1	0.8	
Steel sheet metal computer & peripheral equipment enclosures.....		332322-C1	11.4	0.3	0.1	0.2	-0.2	0.1	
Aluminum sheet metal computer & peripheral equipment enclosures.....		332322-C2	6.5	0.0	0.0	0.0	0.0	-0.2	
Other sheet metal electronic enclosures (excluding computers).....		332322-C3	2.4	0.3	-0.1	-0.1	-0.1	1.8	
Other sheet metal work.....		332322-G	3.0	-0.2	0.1	-0.2	2.1	1.4	
Aluminum and other sheet metal work.....		332322-G3	-2.2	-0.4	-0.2	-0.4	0.5	0.1	
Sheet metal air-conditioning ducts and stove pipe.....		332322-1	-1.4	0.0	0.0	0.0	0.0	-0.6	
Sheet metal roofing and roof drainage equipment.....		332322-7	1.7	-1.2	0.7	0.8	-0.8	0.0	
Secondary products and miscellaneous receipts.....		332322-SM							
Secondary products.....		332322-S	1.7	-0.3	0.0	0.0	0.0	1.3	
Ornamental and architectural metal work mfg.....	332323		0.7	0.0	0.1	0.1	0.6	0.3	
Primary products.....		332323-P	0.7	0.0	0.0	0.1	0.6	0.3	
Ornamental and architectural metal work.....		332323-8	-0.1	0.0	0.1	0.1	0.1	0.1	
Iron, steel, and aluminum stairs, staircases, and fire escapes.....		332323-81	-0.2	0.0	0.1	0.0	0.0	0.0	
Steel and aluminum fences, gates (not wire), and railings and window guards.....		332323-82	0.2	0.0	0.0	0.1	0.5	0.2	
Other architectural and ornamental work.....		332323-9	0.8	0.0	0.0	0.2	0.0	0.6	
Other aluminum and metal architectural and ornamental work.....		332323-91	1.8	0.0	0.0	0.1	0.0	1.7	
Secondary products and miscellaneous receipts.....		332323-SM							
Secondary products.....		332323-S	-	-0.1	1.3	0.2	1.1	-	
Boiler, tank & shipping container mfg.....	3324		0.4	0.0	0.3	0.5	0.1	-0.1	
Power boiler & heat exchanger mfg.....	33241		2.9	-0.1	0.1	0.0	0.2	0.0	
Power boiler and heat exchanger mfg.....	332410		2.9	-0.1	0.1	0.0	0.2	0.0	
Primary products.....		332410-P	2.9	-0.1	0.1	0.0	0.2	0.0	
Fabricated heat exchangers and steam condensers (excluding nuclear applications).....		332410-1	0.3	-0.1	0.2	0.1	0.1	0.0	
Secondary products and miscellaneous receipts.....		332410-SM							

See footnotes at end of table.

Table 12. Producer price index percentage changes for the net output of selected industries and their products, not seasonally adjusted — Continued
 [March 2024]

Title ¹	Industry code	Product code	Unadjusted 12-month percent change ²	Unadjusted 1-month percent change ²				
				Mar. 2023 to Mar. 2024 ^P	Oct. to Nov.	Nov. to Dec. ^P	Dec. to Jan. ^P	Jan. to Feb. ^P
Power boiler and heat exchanger mfg - Continued								
Secondary products.....		332410-S	-	0.0	-0.1	-	-	-
Metal tank (heavy gauge) mfg.....	33242		3.7	0.8	0.8	1.0	0.0	0.0
Metal tanks, heavy gauge, mfg.....	332420		3.7	0.8	0.8	1.0	0.0	0.0
Primary products.....		332420-P	4.1	0.8	0.8	1.1	0.0	0.0
Metal tanks, heavy gauge.....		332420-0	4.1	0.8	0.8	1.1	0.0	0.0
Secondary products and miscellaneous receipts.....		332420-SM						
Light gauge metal container mfg.....	33243		-2.4	-0.4	0.0	0.4	0.1	-0.2
Metal can mfg.....	332431		-3.1	0.0	0.0	0.5	0.0	-0.2
Primary products.....		332431-P	-3.1	0.0	0.0	0.5	0.0	-0.2
Steel cans and tinware products.....		332431-1	-	0.0	0.0	-0.4	0.0	-
Aluminum cans (including lids, ends, and parts shipped separately).....		332431-3	-4.1	0.0	0.0	1.0	0.0	0.0
Secondary products and miscellaneous receipts.....		332431-SM						
Other metal container mfg.....	332439		0.3	-2.2	0.1	0.2	0.7	0.0
Primary products.....		332439-P	1.4	-2.5	0.1	0.2	1.2	0.0
Steel shipping barrels & drums, exc. beer barrels (more than 12-gallon capacity)...		332439-3	6.3	-6.5	0.3	0.0	5.2	0.0
All other metal containers.....		332439-6	-1.4	0.0	0.0	0.5	-0.9	0.0
Secondary products and miscellaneous receipts.....		332439-SM						
Secondary products.....		332439-S	-8.0	0.0	0.0	0.4	-4.0	0.0
Hardware mfg.....	3325		-0.1	0.2	-0.2	-0.6	1.3	-0.2
Hardware mfg.....	33251		-0.1	0.2	-0.2	-0.6	1.3	-0.2
Hardware mfg.....	332510		-0.1	0.2	-0.2	-0.6	1.3	-0.2
Primary products.....		332510-P	-0.1	0.2	-0.2	-0.7	1.2	-0.2
All other miscellaneous hardware.....		332510-A	-4.4	0.0	-1.8	-0.1	1.5	-1.6
Furniture hardware (excluding cabinet hardware).....		332510-2	-1.7	0.0	0.0	-0.1	-0.4	0.0
Builders' hardware, including fabricated metal safe and vault locks, & cabinet hardware.....		332510-4	0.9	0.0	0.0	-1.1	2.1	0.0
Secondary products and miscellaneous receipts.....		332510-SM						
Miscellaneous receipts.....		332510-M	0.8	0.4	0.2	0.0	4.0	-0.3
Secondary products.....		332510-S	0.1	0.0	0.0	0.0	-0.3	0.3
Spring & wire product mfg.....	3326		-1.1	0.1	-0.6	0.3	0.0	-0.5
Spring & wire product mfg.....	33261		-1.1	0.1	-0.6	0.3	0.0	-0.5
Spring mfg.....	332613		0.2	0.1	-0.3	0.6	0.1	-0.4
Primary products.....		332613-P	0.2	0.1	-0.3	0.6	0.0	-0.3
Cold formed steel springs, except wire.....		332613-3	1.3	0.2	0.0	0.1	0.2	0.5
Precision mechanical wire springs.....		332613-5	0.0	0.2	0.0	-0.2	0.0	0.0
Precision mechanical extension- and torsion-type wire springs.....		332613-51	-0.4	0.8	0.0	-0.3	0.0	0.0
Precision mechanical compression-type wire springs.....		332613-52	0.2	-0.1	0.0	-0.2	0.0	0.0
Secondary products and miscellaneous receipts.....		332613-SM						
Secondary products.....		332613-S	2.4	0.6	-0.1	0.0	0.2	-2.0
Other fabricated wire product mfg.....	332618		-2.5	0.1	-1.0	0.0	-0.1	-0.7
Primary products.....		332618-P	-2.7	0.2	-1.1	0.0	-0.1	-0.7
Other ferrous wire products, excluding springs, made from purchased wire.....		332618-B	-1.1	0.0	0.0	0.7	0.0	0.7
Other fabricated wire products, made from purchased wire.....		332618-2	-5.1	0.3	-2.0	0.1	0.0	-1.7
Ferrous wire cloth and other ferrous woven wire products, made from purchased wire.....		332618-3	-0.7	0.0	0.0	0.0	0.0	0.0
Steel fencing and fence gates, made from purchased wire.....		332618-7	-4.7	0.1	-1.7	-1.1	-1.1	-0.1
Secondary products and miscellaneous receipts.....		332618-SM						
Secondary products.....		332618-S	2.0	0.1	0.0	0.4	0.5	0.4
Mach shops, turn prod, screw, nut, bolt mfg.....	3327		1.9	0.1	-0.1	0.4	0.4	0.3
Machine shops.....	33271		1.7	0.0	-0.2	0.1	0.9	0.1
Machine shops.....	332710		1.7	0.0	-0.2	0.1	0.9	0.1
Primary products.....		332710-P	1.9	0.0	-0.2	0.2	1.0	0.1
Machine shop job work and job order repairs.....		332710-0	1.9	0.0	-0.2	0.2	1.0	0.1
Secondary products and miscellaneous receipts.....		332710-SM						
Turned product & screw, nut & bolt mfg.....	33272		2.1	0.2	0.0	0.7	-0.2	0.5
Precision turned product mfg.....	332721		-1.9	0.2	0.0	-0.1	-0.4	0.0
Primary products.....		332721-P	-2.1	0.2	0.0	-0.1	-0.4	0.0
Precision turned products, automotive.....		332721-1	0.5	0.0	0.0	0.0	0.0	0.0
Precision turned products, except automotive.....		332721-3	-3.0	0.3	0.0	-0.1	-0.6	0.0

See footnotes at end of table.

Table 12. Producer price index percentage changes for the net output of selected industries and their products, not seasonally adjusted — Continued
 [March 2024]

Title ¹	Industry code	Product code	Unadjusted 12-month percent change ²	Unadjusted 1-month percent change ²				
			Mar. 2023 to Mar. 2024 ^P	Oct. to Nov.	Nov. to Dec. ^P	Dec. to Jan. ^P	Jan. to Feb. ^P	Feb. to Mar. ^P
Precision turned product mfg - Continued								
Secondary products and miscellaneous receipts.....		332721-SM						
Bolt, nut, screw, rivet, and washer mfg.....	332722		8.3	0.3	0.0	1.7	0.0	1.2
Primary products.....		332722-P	8.7	0.3	0.0	1.8	0.0	1.2
Nonthreaded metal fasteners (except aircraft types).....		332722-B	3.0	0.1	0.0	1.0	-0.2	0.0
Aircraft fasteners, except plastics (including aerospace).....		332722-1	14.2	0.2	0.0	5.6	0.0	0.0
Externally threaded metal fasteners (except aircraft types).....		332722-3	5.8	0.4	0.0	-0.2	0.0	2.7
Hex bolts, including heavy, tap-and-joint (excluding high-strength structural & aircraft types).....		332722-3122	7.8	1.7	0.0	-0.1	0.0	2.9
Other metal bolts, including square, round, plow, high-strength structural, & bent bolts.....		332722-3133	11.4	0.0	0.0	-0.1	0.0	6.5
Cap, set, machine, lag, flange, and self-locking screws (except aircraft types) ..		332722-3144	0.3	-0.4	0.3	0.6	0.2	-0.3
Other externally threaded metal fasteners, including studs (except aircraft types).....		332722-3199	-	0.8	0.0	-0.7	0.0	0.0
Internally threaded fasteners (except aircraft types).....		332722-5	3.1	1.2	-0.2	1.4	0.0	0.4
Secondary products and miscellaneous receipts.....		332722-SM						
Miscellaneous receipts.....		332722-M	0.5	0.0	0.0	0.0	0.0	0.0
Coating/engrave/heat treating & other activity.....	3328		7.0	-0.3	0.6	1.6	0.0	0.6
Coating/engrave/heat treating & other activity.....	33281		7.0	-0.3	0.6	1.6	0.0	0.6
Metal heat treating.....	332811		20.1	0.3	1.2	3.1	0.0	2.1
Primary products.....		332811-P	13.7	0.3	1.2	2.0	0.0	2.1
Heat treating of metal for the trade (pickling, annealing, etc.).....		332811-0	13.7	0.3	1.2	2.0	0.0	2.1
Secondary products and miscellaneous receipts.....		332811-SM						
Metal coating and nonprecious engraving.....	332812		2.7	-0.7	0.5	1.6	0.0	0.2
Primary products.....		332812-P	2.9	-0.8	0.5	1.7	0.0	0.2
Metal coating, engraving, and allied services.....		332812-0	2.9	-0.8	0.5	1.7	0.0	0.2
Secondary products and miscellaneous receipts.....		332812-SM						
Electroplating, anodizing and coloring metal.....	332813		4.2	0.0	0.4	0.3	-0.2	0.1
Primary products.....		332813-P	3.8	0.0	0.4	0.2	-0.2	0.0
Electroplating, plating, polishing, anodizing and coloring metal.....		332813-0	3.8	0.0	0.4	0.2	-0.2	0.0
Secondary products and miscellaneous receipts.....		332813-SM						
Other fabricated metal product mfg.....	3329		4.8	-0.6	0.4	0.5	0.1	0.6
Metal valve mfg.....	33291		6.1	-1.3	0.2	-0.2	0.4	0.4
Industrial valve mfg.....	332911		3.0	0.0	0.4	-1.3	0.6	0.1
Primary products.....		332911-P	2.8	0.0	0.4	-1.4	0.6	0.0
Automatic regulating and control valves and parts (except nuclear), power operated.....		332911-F	5.8	0.0	0.0	0.1	0.0	0.8
Industrial valves for water works and municipal equipment (IBBM, AWWA, and UL).....		332911-N	4.3	0.0	0.4	1.3	0.0	0.0
Industrial ball valves (all metals, pressures, and types), incl. manual & power operated.....		332911-Q	-	0.0	0.0	-6.2	0.6	0.0
Industrial butterfly valves (all metals, pressures, and types), incl. manual & power operated.....		332911-R	-1.5	0.0	0.2	1.1	3.9	-7.8
All other miscellaneous industrial valves.....		332911-X	1.7	0.0	0.0	-4.9	0.8	0.9
Gates, globes, angles and other industrial valves.....		332911-1	3.5	0.0	0.0	2.1	0.7	0.3
Secondary products and miscellaneous receipts.....		332911-SM						
Miscellaneous receipts.....		332911-M	7.6	0.0	0.1	0.0	0.0	0.0
Secondary products.....		332911-S	5.4	0.0	0.0	1.1	0.1	2.1
Fluid power valve and hose fitting mfg.....	332912		14.1	-3.5	0.3	0.3	0.6	0.0
Primary products.....		332912-P	15.2	-3.9	0.1	0.6	0.5	0.0
Nonaerospace type hydraulic and pneumatic assemblies of hose.....		332912-N	3.3	0.0	0.2	1.8	0.0	0.0
Nonaerospace type flared (metal) fittings, couplings and assemblies.....		332912-T	1.4	0.0	0.0	0.3	0.0	0.0
Nonaerospace type flareless fittings and couplings (incl. nonmetal fittings).....		332912-U	0.0	0.0	0.0	0.0	0.0	0.0
Aerospace type hydraulic fluid power valves.....		332912-1	4.6	0.0	0.0	0.0	2.7	0.0
Nonaerospace type hydraulic directional control valves.....		332912-5	4.7	0.0	0.0	0.0	2.0	0.0
Nonaerospace type hydraulic valves, except directional control.....		332912-7	6.8	0.1	0.0	3.0	0.0	0.0
Nonaerospace type pneumatic directional control valves.....		332912-9	3.3	0.0	1.3	0.5	0.3	0.0
Secondary products and miscellaneous receipts.....		332912-SM						
Plumbing fixture fitting and trim mfg.....	332913		1.4	0.0	0.0	1.3	0.0	0.0
Primary products.....		332913-P	1.4	0.0	0.0	1.3	0.0	0.0
Miscellaneous metal and nonmetal plumbing fixtures, fittings, and trim.....		332913-6	1.3	0.0	0.0	1.3	0.0	0.0
Metal and nonmetal lavatory and sink fittings, excluding single control.....		332913-7	2.1	0.0	0.0	1.6	0.0	0.0
Secondary products and miscellaneous receipts.....		332913-SM						

See footnotes at end of table.

Table 12. Producer price index percentage changes for the net output of selected industries and their products, not seasonally adjusted — Continued
 [March 2024]

Title ¹	Industry code	Product code	Unadjusted 12-month percent change ²	Unadjusted 1-month percent change ²				
				Mar. 2023 to Mar. 2024 ^P	Oct. to Nov.	Nov. to Dec. ^P	Dec. to Jan. ^P	Jan. to Feb. ^P
Other metal valve and pipe fitting mfg.	332919		1.3	0.0	-0.4	-0.1	-0.3	2.6
Primary products.		332919-P	1.3	0.0	-0.4	-0.1	-0.3	2.8
Metal fittings, flanges, and unions for pipe fittings.		332919-4	1.9	0.0	-0.5	-0.1	0.0	3.2
Secondary products and miscellaneous receipts.		332919-SM						
Secondary products.		332919-S	0.4	0.0	0.1	0.3	0.5	0.0
All other fabricated metal product mfg.	33299		3.8	0.1	0.6	1.0	-0.2	0.8
Ball and roller bearing mfg.	332991		3.5	-0.7	0.7	0.4	2.9	0.1
Primary products.		332991-P	2.9	-0.7	0.6	0.3	2.6	0.2
Ball bearings, complete, unmounted.		332991-1	2.5	1.0	-0.5	0.1	0.6	1.5
Tapered roller bearings (including cups & cones), unmounted.		332991-3	3.9	-2.4	2.3	0.0	2.2	1.8
Other roller bearings, unmounted.		332991-5	4.7	0.0	0.0	1.3	7.3	-3.7
Mounted bearings (excluding plain).		332991-7	2.2	0.0	-0.1	0.8	0.1	0.1
Parts and components for ball and roller bearings (including balls and rollers) sold separately.		332991-9	-4.2	-1.1	-0.5	-0.3	-1.1	1.0
Secondary products and miscellaneous receipts.		332991-SM						
Secondary products.		332991-S	0.0	0.0	-1.9	0.3	1.2	0.0
Small arms ammunition mfg.	332992		4.9	0.0	0.0	5.8	0.0	0.1
Primary products.		332992-P	5.0	0.0	0.0	6.0	0.0	0.1
Other ammunition products.		332992-08	-	0.0	0.0	2.2	0.0	-
Secondary products and miscellaneous receipts.		332992-SM						
Ammunition, except small arms, manufacturing.	332993		11.8	0.0	0.0	0.0	0.0	0.8
Primary products.		332993-P	-1.0	0.0	0.0	0.0	0.0	0.8
Ammunition (excluding small arms), more than 30 mm (1.18 in.).		332993-0	-1.0	0.0	0.0	0.0	0.0	0.8
Fabricated pipe and pipe fitting mfg.	332996		6.6	0.7	2.1	0.9	-0.6	2.3
Primary products.		332996-P	7.0	0.8	2.5	1.1	-0.7	2.6
Fabricated pipe and pipe fittings made from purchased pipe.		332996-0	7.0	0.8	2.5	1.1	-0.7	2.6
Secondary products and miscellaneous receipts.		332996-SM						
Miscellaneous fabricated metal product mfg.	332999		2.0	0.1	0.2	0.7	-1.2	0.7
Primary products.		332999-P	-1.0	0.0	0.3	0.6	-0.6	0.7
All other miscellaneous fabricated metal products.		332999-N	-1.3	0.0	0.3	0.7	-0.6	0.7
Secondary products and miscellaneous receipts.		332999-SM						
Secondary products.		332999-S	17.7	3.9	0.0	6.0	0.0	4.8
Small arms, ordnance, and ordnance accessories mfg.	33299T		0.7	0.0	0.0	0.1	0.1	0.0
Primary products.		33299T-P	0.5	0.0	0.0	0.1	0.0	0.0
Single barrel shotguns, other small firearms n.e.c., and parts & attachments for small arms.		33299T-45	0.4	0.0	0.0	0.4	0.0	0.0
Secondary products and miscellaneous receipts.		33299T-SM						
Machinery manufacturing.	333		3.4	0.2	0.1	0.8	0.3	0.2
Agricultural, construction, and mining machinery mfg.	3331		3.4	0.4	0.1	0.5	0.1	0.0
Agricultural implement manufacturing.	33311		1.8	-0.3	0.3	0.1	0.1	0.1
Farm machinery and equipment mfg.	333111		1.8	-0.5	0.2	0.1	0.1	0.2
Primary products.		333111-P	1.7	-0.5	0.2	0.0	0.1	0.1
Haying machinery and attachments.		333111-A	4.8	0.0	0.0	-1.4	0.0	0.3
Parts for farm machinery, for sale separately.		333111-C	0.7	0.8	-0.6	-0.1	0.0	0.0
Farm plows, harrows, rollers, pulverizers, etc., and attachments.		333111-E	1.1	-1.0	0.0	0.0	0.0	0.0
All other farm machinery and equipment, excluding parts, including attachments.		333111-G	1.9	0.0	0.0	0.1	0.0	0.1
Commercial turf and grounds care equipment, including parts and attachments.		333111-J	1.1	0.0	0.4	-0.8	0.0	0.2
Farm dairy equipment, sprayers and dusters, farm blowers, and attachments.		333111-4	0.1	0.0	0.0	0.0	0.0	0.0
Planting, seeding, and fertilizing machinery and attachments.		333111-7	1.7	-2.6	1.3	1.5	0.7	0.7
Harvesting machinery (except hay and straw) and attachments.		333111-9	2.4	-1.2	0.0	0.0	0.0	0.0
Secondary products and miscellaneous receipts.		333111-SM						
Miscellaneous receipts.		333111-M	1.5	0.0	0.0	0.0	0.0	0.0
Secondary products.		333111-S	4.5	-0.3	-0.1	2.4	0.0	0.2
Lawn and garden equipment mfg.	333112		2.0	0.5	0.6	0.1	0.0	0.0
Primary products.		333112-P	1.9	0.6	0.6	0.1	0.0	0.0
Consumer nonriding lawn, garden, and snow equipment.		333112-1	-	1.6	1.4	0.2	0.0	-
Consumer riding lawn, garden, and snow equipment.		333112-3	0.9	0.0	0.0	0.0	0.0	0.0
Parts and attachments for consumer lawn, garden, and snow equipment.		333112-7	0.6	-0.1	0.0	0.1	0.3	0.0
Secondary products and miscellaneous receipts.		333112-SM						
Secondary products.		333112-S	3.0	-0.8	0.1	-0.1	0.4	0.1
Construction machinery manufacturing.	33312		4.2	1.0	0.0	0.6	0.1	0.0

See footnotes at end of table.

Table 12. Producer price index percentage changes for the net output of selected industries and their products, not seasonally adjusted — Continued
 [March 2024]

Title ¹	Industry code	Product code	Unadjusted 12-month percent change ²	Unadjusted 1-month percent change ²				
				Mar. 2023 to Mar. 2024 ^P	Oct. to Nov.	Nov. to Dec. ^P	Dec. to Jan. ^P	Jan. to Feb. ^P
Construction machinery mfg.	333120		4.2	1.0	0.0	0.6	0.1	0.0
Primary products.....		333120-P	4.3	1.1	0.0	0.6	0.1	0.0
Power cranes, loaders, dozers, tractors, off-highway trucks, mixers, pavers, backhoes, etc.....		333120-1	3.9	0.1	0.0	0.8	0.0	0.0
Power cranes, draglines, & shovels (excavators) (incl. surface mining equip.) (excluding parts).....		333120-11	3.9	0.0	0.0	0.3	0.0	0.0
Mixers, pavers, and related equipment (excluding parts).....		333120-12	4.6	0.5	0.0	1.1	0.0	0.0
Tractor shovel loaders (skid steer, wheel, crawler, and integral design backhoes).....		333120-14	0.9	0.2	0.1	0.6	0.0	0.0
Construction wheel and crawler tractors, dozers, self-propelled log skidders, etc.....		333120-15	9.8	0.0	0.0	1.5	0.0	0.0
Graders, rollers and compactors, forklifts, scrapers, trenchers, etc. (excluding parts).....		333120-16	3.4	0.0	0.0	1.4	0.0	0.0
Construction machinery for mounting (excluding parts, winches, snow clearing attachments).....		333120-17	0.3	0.0	0.0	0.7	0.0	0.0
Other construction machinery and equipment (excluding parts).....		333120-8	—	1.3	0.0	0.0	0.3	0.0
Parts for construction machinery and equipment, sold separately.....		333120-9	12.1	9.3	-0.2	0.1	0.4	0.0
Parts for cranes, draglines, and shovels (including surface mining equipment) (sold separately).....		333120-91	19.5	18.8	-0.5	-0.6	0.0	0.0
Parts for off-highway wheel tractors and shovel loaders (sold separately).....		333120-92	10.2	0.0	0.0	0.6	-1.3	0.0
Parts for other construction machinery (sold separately).....		333120-93	6.5	3.1	0.0	0.7	1.1	0.0
Secondary products and miscellaneous receipts.....		333120-SM						
Miscellaneous receipts.....		333120-M	4.8	0.0	0.1	0.0	2.9	0.0
Mining and oil and gas field machinery mfg.	33313		5.1	0.8	0.0	1.3	0.1	0.0
Mining machinery and equipment mfg.	333131		9.4	2.3	0.1	0.2	0.2	0.0
Primary products.....		333131-P	9.8	2.4	0.0	0.2	0.2	0.0
Mining machinery and equipment (except parts sold separately).....		333131-2	10.7	3.0	0.1	0.2	0.1	0.0
Underground mining machinery (except parts sold separately).....		333131-21	—	0.0	0.1	0.0	—	—
Mineral processing & beneficiation machinery (except parts sold separately).....		333131-23	—	8.6	0.0	0.0	0.0	—
Crushing, pulverizing & screening machinery (except parts sold separately).....		333131-25	6.7	6.7	0.0	0.0	0.0	0.0
Drills and other mining machinery (except parts sold separately).....		333131-27	—	2.1	0.0	0.6	—	—
Parts and attachments for mining machinery and equipment (sold separately).....		333131-9	6.8	0.4	0.0	0.0	0.2	0.0
Secondary products and miscellaneous receipts.....		333131-SM						
Miscellaneous receipts.....		333131-M	3.4	0.0	0.0	0.8	0.0	0.0
Oil and gas field machinery and equipment mfg.	333132		3.1	0.0	0.0	1.9	0.0	0.0
Primary products.....		333132-P	3.1	0.1	0.0	1.9	0.0	0.0
Oil and gas field production machinery and equipment (except pumps).....		333132-A	7.6	1.0	0.0	4.7	0.0	0.0
Oil and gas field production machinery and equipment (except pumps and parts sold separately).....		333132-A1	8.7	0.5	0.0	6.1	0.0	0.0
Parts and attachments for oil and gas field production machinery and equipment (except pumps).....		333132-A2	—	2.8	0.0	—	—	—
Rotary oil and gas field drilling machinery and equipment.....		333132-1	0.5	-1.3	0.0	0.0	0.0	0.0
Secondary products and miscellaneous receipts.....		333132-SM						
Industrial machinery manufacturing.....	3332		2.4	0.0	0.2	1.4	0.0	0.1
Other industrial machinery manufacturing.....	33324		2.4	0.0	0.2	1.4	0.0	0.1
Food product machinery mfg.	333241		6.7	0.0	1.2	2.4	0.0	0.0
Primary products.....		333241-P	7.1	0.0	1.3	2.5	0.1	0.0
Dairy and milk products plant machinery and equipment.....		333241-1	3.9	0.0	0.0	0.0	0.0	0.0
Commercial food products machinery (except packaging and cooking equipment).....		333241-3	11.8	0.0	1.7	4.8	0.0	0.0
Industrial food products machinery for processing foods, beverages, & animal & fowl feed.....		333241-5	2.2	0.0	1.1	0.1	0.1	0.0
Other industrial food and feed machinery.....		333241-51	5.1	0.0	2.9	0.3	0.1	0.0
Machinery for sorting, grading, and cleaning fruits, vegetables, eggs, and for processing meat.....		333241-52	0.1	0.0	0.0	0.0	0.0	0.0
Parts and attachments for industrial food and feed products machinery.....		333241-53	3.9	0.0	0.1	0.0	1.1	0.0
Secondary products and miscellaneous receipts.....		333241-SM						
Miscellaneous receipts.....		333241-M	-2.6	0.0	0.2	0.8	0.0	0.0
Secondary products.....		333241-S	5.9	0.0	0.2	0.9	0.0	0.0
Semiconductor machinery mfg.	333242		0.6	0.1	0.0	0.3	0.0	0.2
Primary products.....		333242-P	0.6	0.1	0.0	0.3	0.0	0.2
Semiconductor machinery and parts.....		333242-0	0.6	0.1	0.0	0.3	0.0	0.2
Secondary products and miscellaneous receipts.....		333242-SM						
Miscellaneous receipts.....		333242-M	0.4	0.0	0.0	0.0	0.2	0.0
Sawmill, woodworking and paper machinery mfg.	333243		3.4	0.0	0.2	1.1	0.2	0.8
Primary products.....		333243-P	3.4	0.0	0.2	1.1	0.2	0.8

See footnotes at end of table.

Table 12. Producer price index percentage changes for the net output of selected industries and their products, not seasonally adjusted — Continued
 [March 2024]

Title ¹	Industry code	Product code	Unadjusted 12-month percent change ²	Unadjusted 1-month percent change ²				
				Mar. 2023 to Mar. 2024 ^P	Oct. to Nov.	Nov. to Dec. ^P	Dec. to Jan. ^P	Jan. to Feb. ^P
Sawmill, woodworking and paper machinery mfg - Continued								
Sawmill and woodworking machinery.....		333243-A	2.4	-0.1	0.1	1.7	0.4	0.4
Sawmill and woodworking machinery, excluding parts & attachments.....		333243-A3	2.6	-0.1	0.1	1.9	0.5	0.4
Parts, attachments & accessories for sawmill & woodworking machinery.....		333243-A4	1.1	0.0	0.0	0.2	0.0	0.8
Paper industry machinery.....		333243-B	4.1	0.0	0.3	0.7	0.1	1.0
Paper industry machinery, excluding parts & attachments.....		333243-B1	4.8	0.0	0.1	0.6	0.0	1.5
Parts and attachments for paper industry machinery.....		333243-B2	2.7	0.0	0.6	1.0	0.5	0.0
Secondary and miscellaneous receipts.....		333243-SM						
Miscellaneous receipts.....		333243-M	3.0	0.0	0.0	2.5	0.0	0.0
All other industrial machinery mfg.....	333248		1.7	0.0	-0.1	1.6	0.0	0.0
Primary products.....		333248-P	1.7	0.0	-0.1	1.7	0.0	0.0
Printing machinery and equipment mfg.....		333248-4	2.2	-0.2	0.5	0.0	-0.5	0.5
All other miscellaneous printing trades machinery, including parts.....		333248-4A	2.9	-0.3	0.8	-0.1	-0.8	0.7
Other printing machinery and equipment, including pre-press preparation and typesetting.....		333248-4A7	5.3	-0.6	1.5	-0.2	-1.5	1.2
Parts, attachments, and accessories for printing trades machinery.....		333248-4A8	0.6	0.0	0.0	0.0	0.0	0.3
Other industrial machinery.....		333248-9	1.7	0.0	-0.1	1.8	0.0	0.0
Plastics-working machinery and equipment and parts, excluding patterns and molds.....		333248-91	2.9	0.0	0.0	2.9	0.0	0.0
Plastics-working machinery and equipment, excluding patterns, molds, and parts sold separately.....		333248-919	3.2	0.0	0.0	3.3	0.0	0.0
Textile machinery (except parts, attachments, and accessories).....		333248-95	0.0	0.0	0.0	0.0	0.0	0.0
Parts and attachments for textile machinery.....		333248-97	0.0	0.0	0.0	0.0	0.0	0.0
All other industrial machinery.....		333248-98	1.5	0.1	-0.2	1.6	0.0	0.0
Secondary products and miscellaneous receipts.....		333248-SM						
Commercial and service industry machinery manufacturing.....	3333		1.5	0.1	0.0	0.9	0.0	-0.1
Commercial and service industry machinery manufacturing.....	33331		1.5	0.1	0.0	0.9	0.0	-0.1
Commercial and service industry machinery mfg.....	333310		1.5	0.1	0.0	0.9	0.0	-0.1
Primary products.....		333310-P	1.5	0.1	0.0	0.9	-0.1	-0.1
Optical instruments and lenses (incl. parts).....		333310-4	1.1	0.4	-0.1	0.1	-0.4	0.0
Sighting, tracking, and fire-control equipment, optical type.....		333310-41	-	0.0	0.0	0.0	-2.6	0.0
All other miscellaneous optical instruments and lenses (incl. binoculars and astronomical).....		333310-43	2.4	0.6	-0.1	0.1	0.3	0.0
Commercial cooking and food warming equipment (incl. parts).....		333310-5	-0.4	0.0	0.2	0.0	0.0	-0.6
Other commercial and service industry machinery.....		333310-9	-	0.0	0.0	1.1	0.0	0.0
Commercial laundry and drycleaning machinery (incl. parts).....		333310-93	1.9	0.0	0.0	0.9	0.0	0.0
Commercial and industrial floor and carpet cleaning machines, ex. vacuum cleaners.....		333310-95	7.3	0.0	0.0	6.2	0.0	0.0
Electronic teaching machines, teaching aids, etc., (incl. kits).....		333310-97	-	0.0	0.0	0.0	0.0	-
All other parts and attachments for service industry equipment.....		333310-98	-	0.0	0.0	1.8	0.3	0.0
Other service industry equipment.....		333310-99	2.0	0.0	0.1	1.1	0.0	0.0
Secondary products and miscellaneous receipts.....		333310-SM						
Miscellaneous receipts.....		333310-M	1.4	0.0	0.0	0.5	0.3	0.0
Secondary products.....		333310-S	3.2	0.0	0.0	0.2	0.0	0.2
HVAC and commercial refrigeration equipment.....	3334		1.9	0.2	-0.2	0.1	0.9	-0.1
HVAC and commercial refrigeration equipment.....	33341		1.9	0.2	-0.2	0.1	0.9	-0.1
Fan, blower, air purification equipment mfg.....	333413		1.3	0.0	0.0	0.6	0.0	0.1
Primary products.....		333413-P	1.5	0.0	0.0	0.6	0.0	0.1
Air purification equipment.....		333413-1	0.3	0.0	0.0	0.4	0.0	0.0
Dust collection and other air purification equipment for industrial gas cleaning systems.....		333413-11	0.0	0.0	0.0	0.0	0.0	0.0
Dust collection and other air purification equipment for cleaning incoming air.....		333413-13	0.5	0.0	-0.1	0.6	0.0	0.0
Air filters for air-conditioners and furnaces, etc. of 2400 CFM or less, except parts.....		333413-131	2.5	0.0	0.0	1.6	0.0	0.0
Other dust collection and air purification equipment, except parts.....		333413-132	0.3	0.0	-0.1	0.6	0.0	0.1
Parts for dust collection and air purification equipment.....		333413-133	-3.8	0.0	-0.2	-1.8	0.0	0.0
Industrial and commercial fans and blowers.....		333413-2	2.9	0.0	0.0	0.9	0.0	0.2
Centrifugal blower filter units, and classes I-IV centrifugal fans, except parts.....		333413-22	2.7	0.0	0.0	1.1	0.0	0.4
Other centrifugal fans and blowers, except parts.....		333413-23	2.8	0.0	0.0	1.5	0.0	0.2
Parts and accessories for fans and blowers.....		333413-29	7.1	0.0	0.1	0.0	0.0	0.1
Secondary products and miscellaneous receipts.....		333413-SM						
Secondary products.....		333413-S	0.8	0.0	0.0	0.8	0.0	0.0
Heating equipment (except warm air furnaces) mfg.....	333414		1.9	0.1	0.4	-0.1	0.5	0.2
Primary products.....		333414-P	1.9	0.1	0.4	-0.1	0.5	0.2

See footnotes at end of table.

Table 12. Producer price index percentage changes for the net output of selected industries and their products, not seasonally adjusted — Continued
 [March 2024]

Title ¹	Industry code	Product code	Unadjusted 12-month percent change ²	Unadjusted 1-month percent change ²				
				Mar. 2023 to Mar. 2024 ^P	Oct. to Nov.	Nov. to Dec. ^P	Dec. to Jan. ^P	Jan. to Feb. ^P
Heating equipment (except warm air furnaces) mfg - Continued								
Other heating equipment, except electric (incl. parts for nonelectric equipment & oil burners).....		333414-D	2.3	0.2	0.9	-0.1	0.5	0.4
Cast iron heating boilers, radiators, and convectors (except parts).....		333414-1	—	0.0	0.0	0.0	0.0	—
Domestic heating stoves (except electric and parts).....		333414-3	2.7	0.0	0.0	0.0	2.7	0.0
Floor and wall furnaces, unit heaters, infrared heaters, and mechanical stokers. . .		333414-7	1.6	0.0	0.0	0.0	0.2	0.0
Secondary products and miscellaneous receipts.....		333414-SM						
Secondary products.....		333414-S	2.3	0.0	0.0	0.0	0.7	0.0
Air-conditioning, refrigeration, and forced air heating equipment mfg.....	333415		2.0	0.3	-0.3	0.0	1.1	-0.2
Primary products.....		333415-P	1.8	0.3	-0.3	0.0	1.1	-0.2
Warm air furnaces, including duct furnaces and humidifiers, and electric comfort heating.....		333415-C	8.2	-0.1	0.0	2.3	-0.3	4.2
Parts and accessories for air conditioning and heat transfer equipment.....		333415-D	-0.7	0.0	0.0	0.2	0.3	0.7
Unitary air-conditioners, except air source heat pumps.....		333415-E	0.9	0.9	-1.0	0.1	2.2	-3.3
Heat pumps.....		333415-H	4.4	0.4	0.0	1.0	0.6	3.5
Heat transfer equipment (except elec dehumidifiers), mechanically refrigerated, self-contained.....		333415-2	2.3	0.1	-0.2	-0.2	1.1	-0.7
Commercial refrigerators and related equipment.....		333415-3	0.6	0.0	0.0	-0.9	1.3	0.0
Refrigeration condensing units, all refrigerants, except ammonia (complete).....		333415-5	0.9	0.2	0.2	0.2	0.0	0.0
All other miscellaneous refrigeration and air-conditioning equipment.....		333415-9	4.4	0.0	0.0	-0.4	0.0	4.6
Secondary products and miscellaneous receipts.....		333415-SM						
Miscellaneous receipts.....		333415-M	1.0	0.0	0.0	0.4	0.3	0.2
Metalworking machinery manufacturing.....	3335		4.4	0.6	0.1	1.5	0.1	0.1
Metalworking machinery manufacturing.....	33351		4.4	0.6	0.1	1.5	0.1	0.1
Industrial mold mfg.....	333511		5.3	0.9	0.5	3.0	0.0	0.0
Primary products.....		333511-P	5.7	1.0	0.6	3.3	0.0	0.0
Industrial molds and mold boxes.....		333511-0	5.7	1.0	0.6	3.3	0.0	0.0
Industrial injection-type molds made of metal for plastics.....		333511-05	1.4	-0.3	0.0	0.0	0.0	0.0
Other industrial molds and mold boxes.....		333511-06	7.8	1.6	0.8	4.9	0.0	0.0
Secondary products and miscellaneous receipts.....		333511-SM						
Special tool, die, jig, and fixture mfg.....	333514		6.2	0.9	0.0	2.5	0.0	0.0
Primary products.....		333514-P	5.6	0.0	0.0	2.8	0.0	0.0
Special dies, tools, jigs, and fixtures.....		333514-0	5.6	0.0	0.0	2.8	0.0	0.0
Jigs and fixtures, including parts.....		333514-0A	3.9	0.0	0.0	1.6	0.0	0.0
Metalworking die and die sets.....		333514-0B	3.7	0.0	0.0	0.0	0.0	0.0
Standard punches, industrial prototypes, die parts & other special tooling for dies.....		333514-0C	8.2	0.0	0.0	5.5	0.0	0.0
Secondary products and miscellaneous receipts.....		333514-SM						
Miscellaneous receipts.....		333514-M	—	0.0	0.0	0.0	0.0	—
Secondary products.....		333514-S	18.8	10.0	0.2	1.9	0.0	0.1
Cutting tool and machine tool accessory mfg.....	333515		3.0	1.2	-0.1	0.3	0.0	0.1
Primary products.....		333515-P	3.0	1.3	-0.1	0.3	0.0	0.0
Cutting tools for machine tools and metalworking machinery.....		333515-4	2.7	1.2	-0.1	0.2	0.0	0.0
Other cutting tools for machine tools, excluding tips and blanks.....		333515-41	2.5	1.7	0.0	0.2	0.0	0.0
End mills and milling cutters.....		333515-44	1.6	0.1	-0.7	0.3	0.0	0.0
Threading tools, including blanks, tips and inserts.....		333515-45	2.4	0.0	0.0	1.0	0.0	0.0
Carbon and high-speed steel shank, solid, tipped carbide twist drills for machine tools.....		333515-48	5.3	0.7	0.0	0.0	0.0	0.0
Taps, carbide indexable, and throwaway inserts for machine tools.....		333515-49	2.8	0.0	0.0	0.0	0.0	0.0
Other attachments and accessories for machine tools and metalworking machinery.....		333515-5	5.0	1.5	0.0	0.9	0.0	0.0
Secondary products and miscellaneous receipts.....		333515-SM						
Secondary products.....		333515-S	8.2	1.2	0.0	0.6	0.0	4.9
Machine tool mfg.....	333517		3.7	0.1	0.0	0.1	0.3	0.0
Primary products.....		333517-P	3.1	0.0	0.0	0.1	0.3	0.0
Metal cutting machine tools.....		333517-2	1.3	0.0	0.0	0.2	0.2	0.0
Parts for metal cutting machine tools (sold separately) & rebuilt machine tools...		333517-26	2.2	0.0	0.0	0.0	1.3	0.0
Metal machining centers (multifunction numerically controlled machines).....		333517-27	0.0	0.0	0.0	0.0	0.0	0.0
Other metal cutting machine tools.....		333517-2B	1.8	0.0	0.0	0.4	0.1	0.0
Metal forming machine tools.....		333517-3	11.1	0.0	0.0	0.0	0.6	0.0
Metal punching and shearing (power & manual), and bending and forming machines (power only).....		333517-31	0.7	-0.1	0.0	0.0	0.0	0.0
Parts for metal forming machine tools (sold separately) and rebuilt metal forming machine tools.....		333517-37	3.5	0.0	0.0	0.0	0.0	0.0
Secondary products and miscellaneous receipts.....		333517-SM						

See footnotes at end of table.

Table 12. Producer price index percentage changes for the net output of selected industries and their products, not seasonally adjusted — Continued
 [March 2024]

Title ¹	Industry code	Product code	Unadjusted 12-month percent change ²	Unadjusted 1-month percent change ²				
				Mar. 2023 to Mar. 2024 ^P	Oct. to Nov.	Nov. to Dec. ^P	Dec. to Jan. ^P	Jan. to Feb. ^P
Machine tool mfg - Continued								
Miscellaneous receipts.....		333517-M	-0.5	0.0	0.6	0.0	1.0	0.0
Secondary products.....		333517-S	25.6	2.7	0.0	0.0	0.0	0.0
Rolling mill and other metalworking machinery mfg.....	333519		1.5	0.0	0.0	0.7	0.4	0.4
Primary products.....		333519-P	1.7	0.0	0.0	0.7	0.4	0.3
Rolling mill and other metalworking machinery, including assembly machines.		333519-0	1.7	0.0	0.0	0.7	0.4	0.3
Secondary products and miscellaneous receipts.....		333519-SM						
Miscellaneous receipts.....		333519-M	-0.8	0.0	0.0	0.0	0.0	0.0
Turbine and power transmission equipment mfg.....	3336		3.7	0.2	0.0	1.3	0.1	0.1
Turbine and power transmission equipment mfg.....	33361		3.7	0.2	0.0	1.3	0.1	0.1
Turbine and turbine generator set units mfg.....	333611		2.9	0.4	0.1	0.3	0.1	0.2
Primary products.....		333611-P	2.7	0.4	0.1	0.3	0.1	0.2
Turbines and turbine generator sets.....		333611-0	2.7	0.4	0.1	0.3	0.1	0.2
Steam, gas, and other turbines and turbine generators.....		333611-05	2.1	0.4	1.2	0.0	-0.4	-0.4
Parts & accessories for turbines, turbine generators, and turbine generator sets.....		333611-07	0.0	0.0	0.0	0.0	0.0	0.0
Speed changer, drive, and gear mfg.....	333612		2.1	0.0	0.0	0.0	0.0	1.1
Primary products.....		333612-P	1.9	0.0	0.0	0.0	0.0	0.8
Gears, pinions, racks, and worms, sold separately.....		333612-3	2.6	0.0	0.0	0.0	0.0	0.6
Speed changers, industrial high speed drives, and parts other than loose gearing.....		333612-7	1.2	0.0	0.0	0.0	0.0	0.9
Secondary products and miscellaneous receipts.....		333612-SM						
Mechanical power transmission equipment mfg.....	333613		4.7	1.1	0.0	0.6	0.5	0.0
Primary products.....		333613-P	4.7	1.2	0.0	0.7	0.4	0.0
Mechanical power transmission equipment, except speed changers, drives, & gears.....		333613-3	5.1	1.1	0.0	0.8	0.5	0.0
Secondary products and miscellaneous receipts.....		333613-SM						
Other engine equipment mfg.....	333618		4.2	0.0	0.0	2.2	0.0	0.0
Primary products.....		333618-P	4.1	0.0	0.0	2.1	0.0	0.0
Parts & accessories for internal combustion engines, ex. aircraft & gasoline automotive engines.....		333618-F	1.6	0.0	0.0	0.8	0.0	0.0
Diesel, semidiesel, and dual-fuel engines (except automotive).....		333618-3	9.1	0.0	0.0	3.0	-0.3	0.0
Diesel, semidiesel, and dual-fuel engines for automobiles, trucks, and buses.....		333618-5	3.7	0.0	0.0	3.0	0.2	0.0
Secondary products and miscellaneous receipts.....		333618-SM						
Secondary products.....		333618-S	-	0.0	0.0	-	-	-
Other general purpose machinery manufacturing.....	3339		4.4	0.0	0.1	0.8	0.4	0.5
Pump and compressor manufacturing.....	33391		6.8	0.1	0.5	1.1	0.4	0.9
Air and gas compressor mfg.....	333912		5.0	0.3	0.4	0.4	0.7	0.8
Primary products.....		333912-P	5.0	0.2	0.3	0.4	0.7	0.8
Air and gas compressors and vacuum pumps.....		333912-1	5.4	0.0	0.4	0.2	1.0	1.0
Parts & attachments for air & gas compressors, ex. refrigeration, ice making, & a/c.....		333912-6	3.2	0.0	0.0	0.2	-0.3	0.5
Secondary products and miscellaneous receipts.....		333912-SM						
Miscellaneous receipts.....		333912-M	4.3	0.0	2.1	0.5	0.0	0.0
Measuring, dispensing, and other pumping equipment mfg.....	333914		7.9	0.0	0.6	1.4	0.2	0.9
Primary products.....		333914-P	8.3	0.0	0.6	1.7	0.1	1.0
Pumps and pumping equipment, excluding measuring and dispensing pumps.....		333914-1	8.5	0.0	0.6	1.7	0.1	1.0
Pumps and pumping equipment, complete, excluding measuring and dispensing pumps.....		333914-11	9.1	0.0	0.7	1.8	0.1	1.2
Domestic water systems.....		333914-111	2.6	0.0	0.0	1.6	1.1	0.0
Oil-well and oil-field pumps, except boiler feed.....		333914-113	1.2	0.0	0.0	0.5	0.5	0.0
Industrial pumps, excluding hydraulic fluid power pumps, automatic circulating pumps, etc.....		333914-114	11.3	0.0	0.0	2.4	0.1	1.6
Other pumps, except automotive circulating pumps, and measuring and dispensing pumps.....		333914-115	3.9	0.0	3.2	0.3	0.4	0.0
Parts and attachments for pumps and pumping equipment, excluding measuring and dispensing.....		333914-15	4.7	0.0	0.0	0.8	0.2	0.0
Secondary products and miscellaneous receipts.....		333914-SM						
Miscellaneous receipts.....		333914-M	2.8	0.2	0.2	0.4	0.3	0.0
Secondary products.....		333914-S	4.0	0.0	0.0	-1.8	0.4	0.3
Material handling equipment manufacturing.....	33392		2.7	0.1	0.2	0.9	0.2	0.1
Elevator and moving stairway mfg.....	333921		3.2	0.0	0.0	0.0	1.5	0.0
Primary products.....		333921-P	3.5	0.0	0.0	0.0	1.6	0.0

See footnotes at end of table.

Table 12. Producer price index percentage changes for the net output of selected industries and their products, not seasonally adjusted — Continued
 [March 2024]

Title ¹	Industry code	Product code	Unadjusted 12-month percent change ²	Unadjusted 1-month percent change ²				
				Mar. 2023 to Mar. 2024 ^P	Oct. to Nov.	Nov. to Dec. ^P	Dec. to Jan. ^P	Jan. to Feb. ^P
Elevator and moving stairway mfg - Continued								
Elevators and moving stairways.....		333921-1	4.4	0.0	0.0	0.0	1.9	0.0
Parts and attachments for elevators and moving stairways (sold separately).....		333921-3	-1.5	0.0	0.0	-0.1	0.1	-0.1
Secondary products and miscellaneous receipts.....		333921-SM						
Conveyor and conveying equipment mfg.....								
Primary products.....	333922	333922-P	3.9	0.0	0.0	2.4	0.1	0.0
Unit handling conveyors and conveying systems.....		333922-1	1.0	0.0	0.0	0.0	0.0	0.0
Unit handling gravity and trolley conveyors and conveying systems.....		333922-12	-0.1	0.0	0.0	0.0	0.0	0.0
Unit handling tow, belt, roller, pneumatic, portable, carousel, and other nonbelt conveyors.....		333922-14	2.7	0.0	0.1	0.0	0.0	0.0
Parts and accessories for unit handling conveyors and conveying systems, sold separately.....		333922-7	0.6	0.0	0.0	0.3	0.0	0.0
Bulk material handling conveyors and conveying systems.....		333922-8	9.0	0.0	0.0	6.1	0.3	0.0
Parts and accessories for bulk material handling conveyors and conveying systems.....		333922-9	2.5	0.0	0.0	2.8	0.0	0.0
Secondary products and miscellaneous receipts.....		333922-SM						
Miscellaneous receipts.....		333922-M	8.8	0.0	0.0	0.9	0.0	0.0
Secondary products.....		333922-S	2.1	0.0	0.0	2.1	0.0	0.0
Overhead cranes, hoists and monorail systems mfg.....								
Primary products.....	333923	333923-P	1.8	0.1	0.7	0.1	0.1	0.6
Hoists and parts and attachments for hoists (sold separately).....		333923-1	1.9	0.1	0.7	0.2	0.1	0.6
Overhead traveling cranes and monorail systems, including parts and attachments sold separately.....		333923-3	2.1	0.0	0.0	0.0	0.8	0.9
Winches, aerial work platforms, and automotive wrecker hoists, including parts and attachments.....		333923-7	3.2	0.3	0.1	0.9	-0.3	1.6
Secondary products and miscellaneous receipts.....		333923-SM	1.5	0.0	1.1	0.0	0.0	0.2
Secondary products.....		333923-S	0.9	0.0	0.0	-2.1	-0.6	0.0
Industrial truck, trailer, and stacker mfg.....								
Primary products.....	333924	333924-P	1.8	0.3	0.0	0.3	0.0	0.0
Industrial trucks, tractors, mobile straddle carriers & cranes, & automatic stacking machines.....		333924-2	1.8	0.3	0.0	0.4	0.0	0.0
Work trucks with lifting & handling equipment, operator riding, electric, self-propelled.....		333924-21	1.7	0.0	0.0	0.4	0.0	0.0
Work trucks, not fitted with lifting and handling equipment.....		333924-21	6.4	0.0	0.0	3.8	0.0	0.0
Bulk powered material moving equipment, dock boards and metal pallets and skids.....		333924-25	0.7	0.0	0.0	-0.7	0.0	0.1
Other work trucks with lifting & handling equipment, non-riding electric or any non-electric.....		333924-26	-0.6	0.0	0.0	0.0	0.0	0.0
Parts and attachments for industrial trucks and tractors (sold separately).....		333924-27	1.2	0.0	0.0	0.3	0.0	0.0
Secondary products and miscellaneous receipts.....		333924-3	2.0	1.4	0.0	0.1	0.0	0.0
Secondary products.....		333924-SM						
Secondary products.....		333924-S	-1.7	0.0	0.0	0.0	0.1	0.1
All other general purpose machinery mfg.....								
Primary products.....	33399		4.2	-0.1	-0.1	0.6	0.5	0.5
Power-driven handtool mfg.....								
Primary products.....	333991	333991-P	5.6	0.0	0.0	-0.7	0.0	0.0
Power-driven handtools, pneumatic, hydraulic, and powder-actuated.....		333991-6	5.7	0.0	0.0	-0.7	0.0	0.0
Power-driven handtools, electric (except battery powered), including parts.....		333991-9	4.8	0.0	0.0	-0.8	0.0	0.0
Secondary products and miscellaneous receipts.....		333991-SM	7.1	0.0	0.0	0.0	0.0	0.0
Welding and soldering equipment mfg.....								
Primary products.....	333992	333992-P	6.5	0.0	0.0	0.2	1.4	2.8
Other welding equipment, components, and accessories (excluding arc, resistance, and gas).....		333992-A	6.5	0.0	0.0	0.2	1.4	2.8
Arc welding machines, components, and accessories, excluding electrodes and stud welding equip.....		333992-1	0.6	0.0	0.0	0.0	0.0	0.2
Resistance welders, components, accessories, and electrodes.....		333992-7	9.6	0.0	0.0	0.0	1.9	4.4
Gas welding and cutting equipment, parts, attachments, and accessories.....		333992-9	2.1	0.0	0.0	0.0	2.1	0.0
Secondary products and miscellaneous receipts.....		333992-SM	4.4	0.0	0.0	2.8	0.0	0.1
Miscellaneous receipts.....		333992-M	1.1	0.0	3.0	-3.7	0.0	0.4
Packaging machinery mfg.....								
Primary products.....	333993	333993-P	3.5	0.3	0.0	0.4	0.1	0.2
Packing, packaging, and bottling machinery, excluding parts.....		333993-1	3.7	0.4	0.0	0.3	0.1	0.2
Parts for packing, packaging, and bottling machinery.....		333993-5	2.6	0.2	0.0	0.2	0.0	0.0
Secondary products and miscellaneous receipts.....		333993-SM	7.1	1.0	0.0	0.7	0.6	0.9
Industrial process furnace and oven mfg.....								
Primary products.....	333994	333994-P	4.3	0.2	0.0	0.2	0.5	0.1
Industrial process furnaces & ovens, & industrial electrical heating equipment.....		333994-0	4.5	0.1	-0.1	0.2	0.5	0.1
			4.5	0.1	-0.1	0.2	0.5	0.1

See footnotes at end of table.

Table 12. Producer price index percentage changes for the net output of selected industries and their products, not seasonally adjusted — Continued
 [March 2024]

Title ¹	Industry code	Product code	Unadjusted 12-month percent change ²	Unadjusted 1-month percent change ²				
				Mar. 2023 to Mar. 2024 ^P	Oct. to Nov.	Nov. to Dec. ^P	Dec. to Jan. ^P	Jan. to Feb. ^P
Industrial process furnace and oven mfg - Continued								
Industrial process furnaces & ovens, & industrial electrical heating equipment, except parts.....		333994-0A	4.2	0.3	0.3	0.2	0.5	0.1
Parts and attachments for industrial process furnaces and ovens.....		333994-0B	5.2	-0.6	-1.3	0.2	0.3	0.1
Secondary products and miscellaneous receipts.....		333994-SM						
Miscellaneous receipts.....		333994-M	2.1	0.5	0.4	0.5	0.6	0.1
Fluid power cylinder and actuator mfg.....	333995		3.9	0.1	0.0	1.7	0.0	-0.1
Primary products.....		333995-P	4.3	0.3	0.0	1.7	0.0	-0.2
Nonaerospace-type hydraulic & all aerospace fluid power cylinders & actuators, linear & rotary.....		333995-2	4.5	-0.3	0.0	2.2	0.0	0.0
Parts for hydraulic & pneumatic fluid power cylinders & actuators, incl accumulators & cushions.....		333995-8	4.9	1.8	0.0	1.0	0.0	-0.6
Secondary products and miscellaneous receipts.....		333995-SM						
Secondary products.....		333995-S	-	-	-	1.0	0.0	-0.1
Fluid power pump and motor mfg.....	333996		2.0	-0.1	0.1	1.0	0.1	-0.3
Primary products.....		333996-P	1.9	-0.1	0.1	0.8	0.1	-0.3
Fluid power pumps and motors, including parts.....		333996-0	1.9	-0.1	0.1	0.8	0.1	-0.3
Secondary products and miscellaneous receipts.....		333996-SM						
Miscellaneous receipts.....		333996-M	-	0.0	0.0	2.7	-	-
All other miscellaneous general purpose machinery mfg.....	333998		4.0	-0.3	-0.2	0.5	0.8	0.4
Primary products.....		333998-P	3.9	-0.4	-0.3	0.4	0.9	0.4
Scale and balance mfg.....		333998-7	2.7	0.0	0.3	0.6	0.0	0.0
Retail, commercial, household, and mailing scales and balances.....		333998-74	2.5	0.0	0.2	2.1	0.0	0.0
Parts, attachments, and accessories for scales and balances.....		333998-76	3.3	0.0	0.8	0.2	0.1	0.0
Vehicle and industrial scales.....		333998-77	2.6	0.0	0.2	0.6	0.0	0.0
Motor truck and railroad track scales.....		333998-771	0.2	0.0	0.1	0.7	0.0	0.0
Industrial scales (including automatic checkweigher and bulkweigher scales).....		333998-772	3.5	0.0	0.4	0.4	0.0	0.0
All other miscellaneous general purpose machinery mfg.....		333998-9	4.0	-0.4	-0.3	0.4	0.9	0.4
Filters and strainers, except fluid power.....		333998-91	1.7	0.0	0.0	0.0	1.3	0.0
Industrial filters and strainers and reusable media, except fluid power.....		333998-911	0.5	0.0	0.0	0.0	1.5	0.0
Nonreusable media for filters and strainers, except fluid power.....		333998-912	7.4	-0.1	0.0	0.0	0.1	0.0
Parts and accessories for filters and strainers, except fluid power.....		333998-913	-	0.0	0.0	0.0	-	-
All other miscellaneous general industrial machinery.....		333998-97	2.8	0.1	-0.4	0.6	1.2	0.6
Secondary products and miscellaneous receipts.....		333998-SM						
Miscellaneous receipts.....		333998-M	6.9	0.3	0.6	3.1	0.0	0.0
Secondary products.....		333998-S	2.1	1.1	0.0	0.0	0.5	0.0
Computer & electronic product mfg.....	334		2.8	0.2	0.0	1.4	0.2	0.3
Computer & peripheral equipment mfg.....	3341		-0.9	0.3	0.7	1.4	0.1	-0.3
Computer & peripheral equipment mfg.....	33411		-0.9	0.3	0.7	1.4	0.1	-0.3
Electronic computer mfg.....	334111		1.7	-0.1	1.6	3.3	0.3	-0.7
Primary products.....		334111-P	-	-0.2	1.8	-	-	-
Host computers, multiusers (mainframes, medium-scale systems, UNIX and PC servers).....		334111-5	2.4	0.0	1.9	4.6	0.3	-0.9
Single user computers, microprocessor based, general purpose.....		334111-7	-0.7	-0.9	1.5	-0.8	0.7	-0.4
Portable computers, laptops, tablets and other single user computers.....		334111-72	-2.4	0.1	0.0	-0.1	-0.1	-1.1
Personal computers and workstations (excluding portable computers).....		334111-73	0.1	-1.4	2.2	-1.1	1.1	-0.1
Secondary products and miscellaneous receipts.....		334111-SM						
Computer storage device mfg.....	334112		-3.3	1.3	0.0	0.0	0.0	0.0
Primary products.....		334112-P	-3.2	1.3	0.0	0.0	0.0	0.0
Computer storage devices (except parts, attachments and accessories).....		334112-1	-3.3	1.3	0.0	0.0	0.0	0.0
Secondary products and miscellaneous receipts.....		334112-SM						
Computer terminal and other computer peripheral equipment mfg.....	334118		-2.2	0.0	0.0	0.0	0.0	0.0
Primary products.....		334118-P	-2.3	0.0	0.0	0.0	0.0	0.0
Computer terminals (including POS and funds-transfer devices) and other computer peripherals.....		334118-D	-5.5	0.0	0.0	0.0	0.0	0.0
Secondary products and miscellaneous receipts.....		334118-SM						
Secondary products.....		334118-S	1.5	0.0	0.7	0.0	0.0	0.0
Communications equipment mfg.....	3342		2.9	0.2	0.0	0.6	0.6	0.1
Telephone apparatus mfg.....	33421		3.3	-0.2	0.0	-0.1	0.6	0.0
Telephone apparatus mfg.....	334210		3.3	-0.2	0.0	-0.1	0.6	0.0
Primary products.....		334210-P	3.4	-0.2	0.0	-0.1	0.7	0.0
Telephone and wireline data networking equipment.....		334210-0	3.4	-0.2	0.0	-0.1	0.7	0.0

See footnotes at end of table.

Table 12. Producer price index percentage changes for the net output of selected industries and their products, not seasonally adjusted — Continued
 [March 2024]

Title ¹	Industry code	Product code	Unadjusted 12-month percent change ²	Unadjusted 1-month percent change ²				
				Mar. 2023 to Mar. 2024 ^P	Oct. to Nov.	Nov. to Dec. ^P	Dec. to Jan. ^P	Jan. to Feb. ^P
Telephone apparatus mfg - Continued								
Secondary products and miscellaneous receipts.....		334210-SM						
Radio/TV broadcast & wireless comm equip mfg.....	33422		2.7	0.4	0.0	0.9	0.7	0.1
Broadcast and wireless communications equipment mfg.....	334220		2.7	0.4	0.0	0.9	0.7	0.1
Primary products.....		334220-P	2.5	0.3	0.0	0.8	0.7	0.0
Broadcast, studio, and related electronic equipment.....		334220-2	1.9	-0.9	0.3	0.9	0.7	-0.3
Radio station equipment.....		334220-5	7.5	0.0	0.0	0.5	2.2	0.0
Other broadcast and wireless communications systems and equipment.....		334220-9	2.1	0.5	0.0	0.6	0.6	0.0
Secondary products and miscellaneous receipts.....		334220-SM						
Other communications equipment mfg.....	33429		3.1	0.1	-0.1	0.5	0.2	0.2
Other communications equipment mfg.....	334290		3.1	0.1	-0.1	0.5	0.2	0.2
Primary products.....		334290-P	3.0	0.1	-0.2	0.6	0.2	0.2
Alarm systems, including electric sirens and horns.....		334290-1	3.5	0.0	-0.4	0.9	0.0	0.1
Intercommunications systems, incl inductive paging systems, excl telephone & telegraph.....		334290-3	-	0.0	0.1	0.3	0.0	-
Secondary products and miscellaneous receipts.....		334290-SM						
Secondary products.....		334290-S	3.9	0.0	0.0	0.0	0.0	0.3
Audio & video equipment mfg.....	3343		2.7	0.2	0.0	0.0	0.0	2.5
Audio and video equipment mfg.....	33431		2.7	0.2	0.0	0.0	0.0	2.5
Audio and video equipment mfg.....	334310		2.7	0.2	0.0	0.0	0.0	2.5
Primary products.....		334310-P	2.4	0.2	0.0	0.0	0.0	2.2
Speakers and commercial sound equipment.....		334310-4	4.4	0.3	0.0	0.0	0.0	4.1
Other consumer audio and video equipment.....		334310-5	0.0	0.0	0.0	0.0	0.0	0.0
Secondary products and miscellaneous receipts.....		334310-SM						
Miscellaneous receipts.....		334310-M	13.9	0.0	0.0	0.0	0.0	11.9
Semiconductor and other electronic component mfg.....	3344		1.0	0.4	-0.1	0.7	-0.2	0.1
Semiconductor and other electronic component mfg.....	33441		1.0	0.4	-0.1	0.7	-0.2	0.1
Bare printed circuit board mfg.....	334412		5.6	1.4	2.4	1.2	-0.5	0.0
Primary products.....		334412-P	4.8	0.0	2.4	1.2	-0.5	0.0
Bare printed circuit boards.....		334412-0	4.8	0.0	2.4	1.2	-0.5	0.0
Secondary products and miscellaneous receipts.....		334412-SM2						
Semiconductors and related device mfg.....	334413		-0.8	0.1	-0.5	0.4	-0.1	-0.1
Primary products.....		334413-P	-0.8	0.1	-0.5	0.4	-0.1	-0.1
Other semiconductor devices, including parts such as chips, wafers, and heat sinks.....		334413-A	5.3	-0.5	0.0	0.8	0.0	0.0
Integrated microcircuits, incl semiconductor networks, microprocessors, & MOS memories.....		334413-1	-4.6	0.6	-0.8	0.2	-0.2	-0.2
Secondary products and miscellaneous receipts.....		334413-SM						
Electronic connector mfg.....	334417		4.7	0.0	0.0	0.1	0.0	1.5
Primary products.....		334417-P	4.8	0.0	0.0	0.1	0.0	1.6
Electronic connectors, including parts.....		334417-0	4.8	0.0	0.0	0.1	0.0	1.6
Secondary products and miscellaneous receipts.....		334417-SM						
Secondary products.....		334417-S1	2.7	0.0	0.0	0.4	0.0	-0.3
Printed circuit assembly mfg.....	334418		-5.5	0.2	0.0	0.6	-1.1	0.1
Primary products.....		334418-P	-6.1	0.2	0.0	0.6	-1.1	0.0
Printed circuit assemblies, loaded boards, modules, and consumer external modems.....		334418-9	-6.1	0.2	0.0	0.6	-1.1	0.0
Secondary products and miscellaneous receipts.....		334418-SM						
Other electronic component mfg.....	334419		7.5	0.9	0.1	0.6	0.3	0.0
Primary products.....		334419-P	5.9	0.4	0.1	0.6	0.3	0.0
Other electronic components.....		334419-0	5.9	0.4	0.1	0.6	0.3	0.0
Secondary products and miscellaneous receipts.....		334419-SM						
Secondary products.....		334419-S	3.2	-0.3	0.0	0.0	1.4	0.0
Capacitor, resistor, coil, transformer, and other inductor mfg.....	33441K		7.2	0.9	-0.1	3.0	0.8	0.0
Primary products.....		33441K-P	7.3	0.9	-0.1	3.1	0.8	0.0
Capacitors for electronic circuitry.....		33441K-4	6.4	1.3	0.0	0.5	0.0	0.0
Electronic coils, transformers, and other inductors.....		33441K-6	5.5	0.8	-0.3	2.2	1.8	0.0
Secondary products and miscellaneous receipts.....		33441K-SM						
Nav/measuring/medical/control instruments mfg.....	3345		4.1	0.1	0.0	2.0	0.3	0.5
Nav/measuring/medical/control instruments mfg.....	33451		4.1	0.1	0.0	2.0	0.3	0.5

See footnotes at end of table.

Table 12. Producer price index percentage changes for the net output of selected industries and their products, not seasonally adjusted — Continued
 [March 2024]

Title ¹	Industry code	Product code	Unadjusted 12-month percent change ²	Unadjusted 1-month percent change ²				
				Mar. 2023 to Mar. 2024 ^P	Oct. to Nov.	Nov. to Dec. ^P	Dec. to Jan. ^P	Jan. to Feb. ^P
Electromedical apparatus mfg.	334510		1.8	0.0	0.0	0.3	0.0	0.0
Primary products.		334510-P	1.7	0.0	0.0	0.2	0.0	0.0
Electromedical equipment, excluding ionizing radiation equipment.		334510-2	1.8	0.0	0.0	0.2	0.0	0.0
Secondary products and miscellaneous receipts.		334510-SM						
Miscellaneous receipts.		334510-M	6.8	0.0	0.0	4.1	0.0	0.0
Search, detection, and navigation instruments.	334511		6.2	0.1	0.0	4.1	0.1	1.1
Primary products.		334511-P	6.2	0.1	0.0	4.2	0.0	1.1
Aeronautical, nautical & navigational instruments, not sending or receiving radio signals.		334511-1	2.9	0.0	0.0	0.0	0.0	0.0
Search, detection, navigation, and guidance systems and equipment.		334511-3	7.1	0.1	0.0	5.3	0.0	1.4
Secondary products and miscellaneous receipts.		334511-SM						
Automatic environmental control mfg.	334512		2.6	0.0	0.0	-0.4	0.1	-0.3
Primary products.		334512-P	2.8	0.0	0.0	-0.5	0.0	-0.3
Automatic environmental controls for monitoring residential, commercial, and appliance use.		334512-0	2.8	0.0	0.0	-0.5	0.0	-0.3
Secondary products and miscellaneous receipts.		334512-SM						
Miscellaneous receipts.		334512-M	0.0	0.0	0.0	0.0	0.0	0.0
Industrial process variable instruments.	334513		4.5	0.5	0.4	1.6	0.2	0.0
Primary products.		334513-P	4.6	0.5	0.0	1.7	0.2	0.0
Process control instruments.		334513-0	4.6	0.5	0.0	1.7	0.2	0.0
Secondary products and miscellaneous receipts.		334513-SM						
Miscellaneous receipts.		334513-M	3.8	0.0	6.7	0.0	0.0	0.0
Totalizing fluid meters and counting devices mfg.	334514		1.4	-0.3	0.1	0.7	0.4	0.2
Primary products.		334514-P	1.3	-0.3	0.1	0.8	0.5	0.3
Integrating and totalizing fluid meters, counting devices, and motor vehicle instruments.		334514-0	1.3	-0.3	0.1	0.8	0.5	0.3
Secondary products and miscellaneous receipts.		334514-SM						
Secondary products.		334514-S	0.9	0.0	0.0	0.0	0.0	0.0
Electricity and signal testing instruments mfg.	334515		3.1	0.4	0.2	0.0	0.1	0.0
Primary products.		334515-P	2.6	0.4	0.2	0.0	0.1	0.0
Test equipment for testing electrical, radio, and communication circuits, and motors.		334515-4	3.0	0.4	0.2	0.0	0.1	0.0
Secondary products and miscellaneous receipts.		334515-SM						
Analytical laboratory instrument mfg.	334516		3.8	0.0	0.0	1.1	1.4	0.3
Primary products.		334516-P	3.8	0.0	0.0	1.1	1.4	0.3
Analytical and scientific instruments, excluding optical.		334516-0	3.8	0.0	0.0	1.1	1.4	0.3
Secondary products and miscellaneous receipts.		334516-SM						
Irradiation apparatus mfg.	334517		1.7	0.0	0.0	0.0	1.7	0.0
Primary products.		334517-P	1.8	0.0	0.0	0.0	1.8	0.0
Irradiation (ionizing radiation) equipment.		334517-0	1.8	0.0	0.0	0.0	1.8	0.0
Secondary products and miscellaneous receipts.		334517-SM						
Other measuring and controlling device mfg.	334519		3.5	0.1	0.1	1.1	0.1	0.8
Primary products.		334519-P	3.4	0.1	0.0	1.1	0.1	0.8
Physical properties testing & inspection equipment and kinematic testing & measuring equipment.		334519-4	1.5	0.0	0.0	1.2	0.0	0.0
Nuclear radiation detection and monitoring instruments.		334519-5	3.2	0.0	0.0	2.4	0.0	0.0
Commercial, geophysical, meteorological, and general-purpose instruments and equipment.		334519-7	3.8	0.5	0.0	0.5	0.0	0.0
Secondary products and miscellaneous receipts.		334519-SM						
Miscellaneous receipts.		334519-M	6.1	0.0	0.2	0.2	-0.1	0.0
Manufacturing and reproducing magnetic and optical media.	3346		0.5	0.2	-0.2	0.0	0.0	0.0
Manufacturing and reproducing magnetic and optical media.	33461		0.5	0.2	-0.2	0.0	0.0	0.0
Manufacturing and reproducing magnetic and optical media.	334610		0.5	0.2	-0.2	0.0	0.0	0.0
Primary products.		334610-P	0.5	0.2	-0.2	0.0	0.0	0.0
Electrical equipment and appliance mfg.	335		2.0	0.2	0.0	0.3	0.1	0.4
Electric lighting equipment mfg.	3351		2.5	0.1	0.1	0.0	0.3	0.8
Electric lighting equipment mfg.	33513		2.6	0.1	0.1	0.0	0.3	0.8
Residential electric lighting fixture mfg.	335131		0.4	0.0	0.0	-0.2	0.0	0.1
Primary products.		335131-P	0.0	0.0	0.0	-0.3	0.0	0.0
Residential-type electric lighting fixtures (except portable), including parts and accessories.		335131-1	-0.4	0.0	0.0	-0.4	0.0	0.0
Residential-type portable lighting fixtures, including parts and accessories.		335131-4	0.6	0.0	0.0	0.0	0.0	0.0

See footnotes at end of table.

Table 12. Producer price index percentage changes for the net output of selected industries and their products, not seasonally adjusted — Continued
 [March 2024]

Title ¹	Industry code	Product code	Unadjusted 12-month percent change ²	Unadjusted 1-month percent change ²					
				Mar. 2023 to Mar. 2024 ^P	Oct. to Nov.	Nov. to Dec. ^P	Dec. to Jan. ^P	Jan. to Feb. ^P	Feb. to Mar. ^P
Residential electric lighting fixture mfg - Continued									
Secondary products and miscellaneous receipts.....		335131-SM							
Secondary products.....		335131-S	5.1	0.0	0.0	0.0	0.3	1.2	
Nonresidential electric lighting fixture mfg.....	335132		3.6	0.2	0.2	0.0	0.6	1.2	
Primary products.....		335132-P	3.9	0.2	0.2	0.0	0.6	1.3	
Commercial and institutional-type electric lighting fixtures, including parts and accessories.....		335132-1	4.3	0.2	0.2	0.0	0.8	1.5	
Industrial-type electric lighting fixtures, including parts and accessories.....		335132-5	—	-0.1	0.0	0.0	—	—	
Secondary products and miscellaneous receipts.....		335132-SM							
Secondary products.....		335132-S	—	0.0	0.5	—	—	—	
Other lighting equipment, including lamps and bulbs mfg.....	335139		1.8	0.0	0.0	0.0	0.0	0.4	
Primary products.....		335139-P	1.9	0.0	0.0	0.0	0.0	0.4	
Electric lamp bulb, tubes, and components.....		335139-1	6.1	0.0	0.0	0.0	0.0	0.0	
Outdoor lighting equipment (including parts and accessories).....		335139-2	0.0	0.0	0.0	0.0	0.0	0.0	
Secondary products and miscellaneous receipts.....		335139-SM							
Household appliance mfg.....	3352		1.5	0.4	-0.1	0.1	-0.9	0.7	
Small electrical appliance mfg.....	33521		2.9	0.4	0.2	-0.2	0.0	2.0	
Small electrical appliance mfg.....	335210		2.9	0.4	0.2	-0.2	0.0	2.0	
Primary products.....		335210-P	2.9	0.4	0.2	-0.2	0.0	2.0	
Parts and attachments for small electric household appliances, including fan parts.....		335210-5	1.4	0.0	0.0	0.0	0.0	1.6	
Household vacuum cleaners and other floor care machines (including parts and attachments).....		335210-6	3.1	0.6	0.2	0.8	0.0	0.0	
Other small electric household appliances, including fans.....		335210-7	2.9	0.3	0.3	-0.5	0.0	2.5	
Secondary products and miscellaneous receipts.....		335210-SM							
Secondary products.....		335210-S	7.8	0.0	0.4	-0.3	0.2	7.3	
Major household appliance mfg.....	33522		1.2	0.5	-0.2	0.2	-1.0	0.5	
Major household appliance mfg.....	335220		1.2	0.5	-0.2	0.2	-1.0	0.5	
Primary products.....		335220-P	0.8	0.5	-0.2	0.2	-1.1	0.5	
Household cooking appliances.....		335220-1	2.8	0.7	-0.5	0.3	-1.6	1.5	
Electric household ranges, ovens (including microwave), surface cooking units, and equipment.....		335220-11	3.8	0.7	-1.2	-0.3	2.2	1.1	
Gas household ranges, ovens, surface cooking units, and equipment (incl. parts and accessories).....		335220-13	0.2	1.0	0.0	1.6	-5.3	2.1	
Other household ranges and cooking equipment, including outdoor equipment.....		335220-15	5.5	0.0	0.0	-0.8	-2.4	1.0	
Household refrigerators and home freezers.....		335220-2	-1.5	0.5	-0.1	0.1	-0.8	-0.2	
Household refrigerators, including combination refrigerator-freezers.....		335220-21	-1.8	0.5	0.0	0.2	-1.0	-0.2	
Other major household appliances.....		335220-8	0.7	0.3	0.1	0.2	-0.7	0.3	
Household water heaters, electric, for permanent installation.....		335220-81	2.0	0.0	0.0	0.0	0.0	1.9	
Household water heaters, excluding electric.....		335220-83	1.5	0.0	0.0	0.1	0.0	1.4	
Secondary products and miscellaneous receipts.....		335220-SM							
Miscellaneous receipts.....		335220-M	0.0	0.0	0.0	0.0	0.0	0.0	
Electrical equipment mfg.....	3353		5.7	0.4	0.4	0.9	0.2	0.8	
Electrical equipment mfg.....	33531		5.7	0.4	0.4	0.9	0.2	0.8	
Electric power and specialty transformer mfg.....	335311		4.1	0.0	1.6	0.6	0.0	0.4	
Primary products.....		335311-P	4.1	0.0	1.6	0.7	0.0	0.4	
Secondary products and miscellaneous receipts.....		335311-SM							
Motor and generator mfg.....	335312		4.0	-0.2	0.0	0.2	0.0	1.1	
Primary products.....		335312-P	4.2	-0.3	0.0	0.2	0.0	1.2	
Parts, supplies for motors, generators, generator sets, and other rotating equipment.....		335312-C	7.6	0.0	0.0	-0.5	0.0	4.4	
Other motors and generators n.e.c.....		335312-F	4.5	-0.6	0.0	0.5	0.0	-0.6	
Fractional horsepower motors (rated at less than 746 watts) (except hermetics) ..		335312-1	1.7	0.0	0.0	0.0	0.0	0.9	
Integral horsepower motors & generators other than for land transport equipment (exc hermetics).....		335312-3	2.5	0.0	0.0	0.0	0.0	2.5	
Secondary products and miscellaneous receipts.....		335312-SM							
Miscellaneous receipts.....		335312-M	0.8	0.0	0.2	0.0	0.0	0.0	
Secondary products.....		335312-S	4.1	0.5	0.1	1.4	0.1	0.5	
Switchgear and switchboard apparatus mfg.....	335313		8.5	1.4	0.2	0.5	0.7	1.1	
Primary products.....		335313-P	8.6	1.4	0.3	0.5	0.7	1.1	
Switchgear, excluding ducts and relays.....		335313-A	9.8	1.6	0.4	0.9	0.5	1.6	
Low voltage panelboards and distribution boards, 1000 volts or less.....		335313-3	8.1	0.0	0.1	0.0	2.1	0.0	
Secondary products and miscellaneous receipts.....		335313-SM							

See footnotes at end of table.

Table 12. Producer price index percentage changes for the net output of selected industries and their products, not seasonally adjusted — Continued
 [March 2024]

Title ¹	Industry code	Product code	Unadjusted 12-month percent change ²	Unadjusted 1-month percent change ²				
				Mar. 2023 to Mar. 2024 ^P	Oct. to Nov.	Nov. to Dec. ^P	Dec. to Jan. ^P	Jan. to Feb. ^P
Relay and industrial control mfg.	335314		4.9	0.1	0.0	2.5	0.0	0.4
Primary products.....		335314-P	4.7	0.1	0.0	2.6	0.1	0.1
Specific-purpose industrial controls.....		335314-C	1.1	0.0	0.0	0.0	0.0	0.0
General-purpose industrial controls.....		335314-F	7.7	0.3	0.0	4.4	0.0	0.3
Relays for electronic circuitry, industrial control overload and switchgear type.....		335314-1	—	0.0	0.0	1.9	0.0	—
Parts for industrial controls and motor-control accessories.....		335314-7	2.7	0.0	0.0	0.3	1.5	0.0
Secondary products and miscellaneous receipts.....		335314-SM						
Miscellaneous receipts.....		335314-M	5.5	0.0	0.0	0.0	0.0	4.3
Other electrical equipment & component mfg.	3359		-0.6	0.0	-0.3	-0.1	0.3	-0.1
Storage battery mfg.	33591		0.8	0.0	-0.1	0.1	0.1	0.0
Battery mfg.	335910		0.8	0.0	-0.1	0.1	0.1	0.0
Primary products.....		335910-P	0.9	0.0	-0.1	0.1	0.1	0.1
Storage batteries.....		335910-1	1.2	0.0	0.0	0.1	0.1	0.2
Storage batteries, lead acid type, BCI dimensional size group 8D or smaller.		335910-11	2.2	0.0	0.0	0.2	0.0	1.0
Storage batteries, lead acid type, larger than BCI dimensional size group 8D.		335910-12	-1.3	0.0	0.0	0.0	0.4	-2.5
Primary batteries.....		335910-2	—	-0.2	-0.2	-0.1	-0.1	—
Secondary products and miscellaneous receipts.....		335910-SM						
Secondary products.....		335910-S	1.5	0.0	0.0	0.0	1.5	0.0
Communication & energy wire & cable mfg.	33592		1.5	0.1	-0.7	-0.1	0.2	-0.5
Fiber optic cable mfg.	335921		-10.6	-2.4	0.0	-1.4	0.0	0.0
Primary products.....		335921-P	-10.7	-2.5	0.0	-1.3	0.0	0.0
Fiber optic cable, made from purchased fiber optic strand.....		335921-0	-10.7	-2.5	0.0	-1.3	0.0	0.0
Secondary products and miscellaneous receipts.....		335921-SM						
Other communication and energy wire mfg.	335929		4.6	0.7	-0.9	0.2	0.3	-0.6
Primary products.....		335929-P	5.0	0.7	-1.0	0.3	0.4	-0.7
Electronic wire and cable, made of nonferrous metals (purchased wire).....		335929-A	-2.4	0.0	0.0	0.0	0.0	0.6
Other insulated wire & cable, incl control & signal, made of nonferrous metals (purchased wire).....		335929-F	5.3	0.8	-2.0	1.5	2.1	-0.7
Power wire and cable, made from nonferrous metals (purchased wire).....		335929-1	15.4	1.2	-1.4	-0.1	-0.1	-1.8
Secondary products and miscellaneous receipts.....		335929-SM						
Wiring device mfg.	33593		-4.0	-0.2	-0.4	-0.5	0.7	-0.1
Current-carrying wiring device mfg.	335931		3.9	0.1	-0.4	0.1	0.2	0.0
Primary products.....		335931-P	3.9	0.2	-0.4	0.0	0.2	0.0
Current-carrying wiring devices n.e.c.....		335931-A	4.4	0.0	-0.9	0.1	0.4	-0.6
Current-carrying switches for electrical circuitry (including vehicular switches).....		335931-1	1.4	0.0	0.8	0.2	-0.4	0.0
Current-carrying wire connectors for electrical circuitry.....		335931-9	5.8	0.9	-0.4	-0.6	0.0	1.8
Secondary products and miscellaneous receipts.....		335931-SM						
Secondary products.....		335931-S	3.2	0.0	0.0	0.0	1.7	0.0
Noncurrent-carrying wiring device mfg.	335932		-11.9	-0.5	-0.5	-1.2	1.4	-0.2
Primary products.....		335932-P	-13.5	-0.6	-0.6	-1.4	1.4	-0.2
Noncurrent-carrying electrical conduit and conduit fittings, incl. plastic conduit & fittings.....		335932-4	-27.5	-1.1	-1.4	-2.9	-0.1	-0.4
Other noncurrent-carrying wiring devices and supplies (boxes, covers, bar hangers, etc.).....		335932-6	6.9	-0.1	0.2	0.0	6.1	-0.1
Secondary products and miscellaneous receipts.....		335932-SM						
All other electrical equipment & component mfg.	33599		0.8	0.2	0.0	0.4	0.0	0.0
Carbon and graphite product mfg.	335991		4.0	-0.1	0.1	4.1	0.1	0.0
Primary products.....		335991-P	4.0	-0.1	0.1	4.2	0.1	0.0
Carbon and graphite products, including electrodes for electric arc furnaces.....		335991-0	4.0	-0.1	0.1	4.2	0.1	0.0
Secondary products and miscellaneous receipts.....		335991-SM						
Miscellaneous receipts.....		335991-M	0.0	0.0	0.0	0.0	0.0	0.0
Miscellaneous electrical equipment mfg.	335999		-0.3	0.4	0.0	-0.8	0.0	0.0
Primary products.....		335999-P	-0.8	0.4	0.0	-1.3	0.0	0.0
Rectifying apparatus.....		335999-3	3.1	0.0	0.0	1.0	0.0	0.0
All miscellaneous electrical equipment except rectifying apparatus.....		335999-4	-1.3	0.5	0.0	-1.6	0.0	0.0
Secondary products and miscellaneous receipts.....		335999-SM						
Transportation equipment manufacturing.....	336		2.0	0.2	-0.1	0.3	0.2	0.1
Motor vehicle manufacturing.....	3361		0.8	0.1	-0.5	0.2	0.2	0.0
Automobile and light truck manufacturing.....	33611		0.7	0.1	-0.6	0.3	0.2	0.0
Automobile, light truck and utility vehicle mfg.	336110		0.7	0.1	-0.6	0.2	0.2	0.0
Primary products.....		336110-P	0.7	0.1	-0.6	0.3	0.2	0.0

See footnotes at end of table.

Table 12. Producer price index percentage changes for the net output of selected industries and their products, not seasonally adjusted — Continued
 [March 2024]

Title ¹	Industry code	Product code	Unadjusted 12-month percent change ²	Unadjusted 1-month percent change ²				
				Mar. 2023 to Mar. 2024 ^P	Oct. to Nov.	Nov. to Dec. ^P	Dec. to Jan. ^P	Jan. to Feb. ^P
Automobile, light truck and utility vehicle mfg - Continued								
Passenger cars and chassis		336110-1	-2.8	0.0	-2.9	0.1	0.0	-0.2
Trucks, truck tractors, & bus chassis 14,000 lb or less, incl. minivans & suvs.		336110-2	1.5	0.2	0.0	0.3	0.2	0.0
Secondary products and miscellaneous receipts.....		336110-SM						
Heavy duty truck manufacturing.....	33612		1.3	0.0	0.0	0.0	0.2	0.0
Heavy duty truck mfg.....	336120		1.3	0.0	0.0	0.0	0.2	0.0
Primary products.....		336120-P	1.2	0.0	0.0	0.0	0.0	0.0
Trucks, truck tractors, and bus chassis (chassis of own manufacture) 14,001 to 33,000 lbs.....		336120-1	2.5	0.2	0.1	0.0	0.0	0.0
Secondary products and miscellaneous receipts.....		336120-SM						
Motor vehicle body and trailer manufacturing.....	3362		1.1	0.0	0.1	0.0	0.1	0.2
Motor vehicle body and trailer manufacturing.....	33621		1.1	0.0	0.1	0.0	0.1	0.2
Motor vehicle body mfg.....	336211		4.6	0.0	0.6	0.7	0.0	1.0
Primary products.....		336211-P	4.6	0.0	0.6	0.8	0.0	0.9
Other truck and vehicle bodies, sold separately.....		336211-5	3.1	-0.1	0.9	0.2	0.0	1.3
Dump truck bodies, for sale separately.....		336211-5A	1.8	-0.5	0.0	0.0	0.0	0.0
All other truck and vehicle bodies, sold separately.....		336211-5B	3.4	0.0	1.3	0.3	0.0	1.9
Buses and firefighting vehicles, complete, produced on purchased chassis.....		336211-7	0.8	0.1	0.1	0.0	0.1	0.1
Other trucks and vehicles, complete, produced on purchased chassis.....		336211-9	2.7	0.4	0.2	0.3	0.0	0.2
Other trucks and vehicles, complete, produced on purchased chassis, except upfitting trucks.....		336211-91	6.7	1.1	0.6	0.7	0.1	0.6
Secondary products and miscellaneous receipts.....		336211-SM						
Secondary products.....		336211-S	4.7	0.0	0.0	0.0	0.1	2.2
Truck trailer mfg.....	336212		-0.7	0.0	0.0	-0.3	0.6	-0.1
Primary products.....		336212-P	-0.8	0.0	0.0	-0.3	0.6	-0.1
Truck trailers and chassis, axle rating 10,000 lbs or more.....		336212-1	-0.9	0.0	0.0	-0.4	0.6	-0.1
Truck trailers and chassis, axle rating less than 10,000 lbs.....		336212-3	0.9	0.0	-0.1	0.8	0.0	0.0
Secondary products and miscellaneous receipts.....		336212-SM						
Secondary products.....		336212-S1	5.2	0.3	0.0	3.9	-0.3	0.0
Motor home mfg.....	336213		0.8	0.0	0.0	0.0	0.0	0.0
Primary products.....		336213-P	0.8	0.0	0.0	0.0	0.0	0.0
Motor homes built on purchased chassis.....		336213-0	0.8	0.0	0.0	0.0	0.0	0.0
Secondary products and miscellaneous receipts.....		336213-SM1						
Travel trailer and camper mfg.....	336214		0.0	-0.1	-0.1	-0.3	-0.1	0.0
Primary products.....		336214-P	0.1	-0.1	-0.1	-0.3	-0.1	0.0
Travel trailers.....		336214-1	0.3	0.0	0.0	0.0	0.0	0.0
Conventional travel trailers.....		336214-19	0.7	0.0	0.0	0.0	0.0	0.0
Automobile and light truck trailers.....		336214-3	-1.8	-0.4	-0.6	-1.8	-0.3	0.0
Camping trailers, campers, pick-up covers, and parts.....		336214-5	1.8	0.0	0.0	0.0	0.0	0.0
Other parts and components, excluding appliances and furnishings.....		336214-53	2.2	0.0	0.0	0.0	0.0	0.0
Truck campers, caps, box covers, and fold-down camping trailers.....		336214-56	-	0.0	0.0	0.0	-	-
Secondary products and miscellaneous receipts.....		336214-SM						
Secondary products.....		336214-S	1.4	0.0	0.0	-0.1	0.0	0.0
Motor vehicle parts manufacturing.....	3363		1.3	0.0	-0.2	0.2	0.2	0.1
Motor vehicle gasoline engine and parts mfg.....	33631		-0.3	0.1	-1.8	0.0	0.2	0.5
Motor vehicle gasoline engine and engine parts mfg.....	336310		-0.3	0.1	-1.8	0.0	0.2	0.5
Primary products.....		336310-P	-0.3	0.1	-1.8	0.0	0.2	0.5
Gasoline engines and engine parts (excluding carburetors).....		336310-2	-0.6	0.0	-2.0	0.0	0.2	0.5
Carburetors, pistons, piston rings, and valves.....		336310-3	3.9	0.9	0.0	0.0	0.4	-0.1
Secondary products and miscellaneous receipts.....		336310-SM						
Miscellaneous receipts.....		336310-M1	0.3	0.0	0.0	0.0	0.0	0.0
Secondary products.....		336310-S	-0.3	0.0	0.0	-0.2	0.1	-0.1
Motor vehicle electric equipment.....	33632		1.9	0.0	0.0	0.4	0.4	0.0
Motor vehicle electrical and electronic equipment mfg.....	336320		1.9	0.0	0.0	0.4	0.4	0.0
Primary products.....		336320-P	1.9	0.0	0.0	0.4	0.4	0.0
Vehicular lighting equipment.....		336320-1	2.2	-0.1	0.0	0.4	1.8	0.0
Other motor vehicle electrical and electronic equipment.....		336320-2	1.8	0.0	0.0	0.4	0.0	0.0
Battery charging alternators, generators, and regulators.....		336320-23	1.4	0.0	-0.2	0.0	0.1	0.3
Parts for engine electrical and electronic equipment.....		336320-2A	2.0	0.0	0.0	0.1	3.0	0.0
All other miscellaneous non-engine electrical and electronic equipment.....		336320-2D	0.1	0.0	0.0	0.0	0.0	0.0

See footnotes at end of table.

Table 12. Producer price index percentage changes for the net output of selected industries and their products, not seasonally adjusted — Continued
 [March 2024]

Title ¹	Industry code	Product code	Unadjusted 12-month percent change ²	Unadjusted 1-month percent change ²				
				Mar. 2023 to Mar. 2024 ^P	Oct. to Nov.	Nov. to Dec. ^P	Dec. to Jan. ^P	Jan. to Feb. ^P
Motor vehicle electrical and electronic equipment mfg - Continued								
All other miscellaneous complete engine electrical equipment, including spark plugs.....		336320-2U	5.9	0.0	0.0	1.9	0.0	0.0
Secondary products and miscellaneous receipts.....		336320-SM						
Miscellaneous receipts.....		336320-M	2.6	-0.2	-0.3	0.6	0.1	-0.2
Secondary products.....		336320-S	2.4	0.0	0.0	1.6	0.2	0.0
Motor vehicle steering and suspension parts.....	33633		-0.9	-0.1	0.0	-2.1	0.0	-0.1
Motor vehicle steering and suspension components (except spring) manufacturing.....	336330		-0.9	-0.1	0.0	-2.1	0.0	-0.1
Primary products.....		336330-P	-0.8	0.0	0.0	-2.3	0.0	-0.1
Motor vehicle steering and suspension components (excluding spring), new and rebuilt.....		336330-0	-0.8	0.0	0.0	-2.3	0.0	-0.1
Secondary and miscellaneous receipts.....		336330-SM						
Motor vehicle brake system manufacturing.....	33634		3.3	0.0	0.4	2.5	-0.1	0.1
Motor vehicle brake system mfg.....	336340		3.3	0.0	0.4	2.5	-0.1	0.1
Primary products.....		336340-P	3.5	0.0	0.5	2.6	-0.1	0.1
Motor vehicle brake parts and assemblies, new.....		336340-1	3.9	0.0	0.5	2.9	-0.1	0.1
Motor vehicle drum brake assemblies and parts, new.....		336340-1E	-1.0	1.2	-0.5	2.4	0.0	0.0
Motor vehicle disc brake assemblies and parts, new.....		336340-1F	11.4	0.0	0.0	6.3	0.0	0.0
Other motor vehicle brake parts and assemblies, new.....		336340-1G	2.6	-0.8	1.5	1.0	-0.1	0.2
Secondary products and miscellaneous receipts.....		336340-SM						
Motor vehicle power train components mfg.....	33635		1.7	0.1	0.1	1.3	0.1	-0.3
Motor vehicle transmission and power train parts manufacturing.....	336350		1.7	0.1	0.1	1.3	0.1	-0.3
Primary products.....		336350-P	1.7	0.1	0.1	1.3	0.1	-0.3
Motor vehicle drive train components, excluding wheels and brakes, new.....		336350-2	1.4	0.1	0.1	1.1	0.1	-0.3
Motor vehicle transmissions (except auxiliary and parts), new.....		336350-20	1.8	0.0	0.0	2.7	-0.1	-0.5
Parts for manual and automatic transmissions, new.....		336350-23	0.7	-0.2	0.4	-0.7	0.1	-0.1
Other motor vehicle drive train components, except wheels and brakes, new.....		336350-25	1.5	0.6	0.1	0.2	0.4	0.0
Motor vehicle drive train components, rebuilt.....		336350-3	6.6	0.0	0.5	3.8	0.0	0.0
Secondary products and miscellaneous receipts.....		336350-SM						
Secondary products.....		336350-S	2.9	-0.1	-0.1	2.2	0.0	0.0
Motor vehicle seating and interior trim mfg.....	33636		0.0	0.1	0.1	0.2	0.0	0.4
Motor vehicle seating and interior trim mfg.....	336360		0.0	0.1	0.1	0.2	0.0	0.4
Primary products.....		336360-P	0.0	0.1	0.0	0.0	0.2	0.4
Automobile trimmings.....		336360-1	0.3	0.4	0.0	0.0	0.1	0.4
Seats for public conveyance and aircraft.....		336360-3	0.4	-0.1	0.1	0.0	0.2	0.6
Secondary products and miscellaneous receipts.....		336360-SM						
Secondary products.....		336360-S	-3.6	-1.0	1.4	2.2	-2.8	-0.4
Motor vehicle metal stamping.....	33637		3.9	-0.2	0.0	-0.2	1.2	0.3
Motor vehicle metal stamping.....	336370		3.9	-0.2	0.0	-0.2	1.2	0.3
Primary products.....		336370-P	4.0	-0.2	0.0	-0.2	1.3	0.3
Automotive job stampings (truck, bus, and passenger car).....		336370-0	4.0	-0.2	0.0	-0.2	1.3	0.3
Secondary products and miscellaneous receipts.....		336370-SM						
Secondary products.....		336370-S	1.2	0.2	0.0	0.2	0.2	0.0
Other motor vehicle parts manufacturing.....	33639		1.1	0.1	0.2	0.0	-0.1	-0.1
Other motor vehicle parts mfg.....	336390		1.1	0.1	0.2	0.0	-0.1	-0.1
Primary products.....		336390-P	1.2	0.2	0.2	0.0	-0.1	-0.1
Filters, new, internal combustion engines and motor vehicles.....		336390-A	-	0.4	0.0	0.0	0.0	-
All other motor vehicle parts and accessories, including trailer hitches.....		336390-8	1.5	-0.1	0.2	0.1	0.3	-0.2
Secondary products and miscellaneous receipts.....		336390-SM						
Miscellaneous receipts.....		336390-M	-	0.0	0.0	-	-	-
Secondary products.....		336390-S	-0.5	0.0	-0.7	0.0	0.1	0.0
Aerospace product and parts manufacturing.....	3364		4.3	0.3	0.2	0.6	0.4	0.1
Aerospace product and parts manufacturing.....	33641		4.3	0.3	0.2	0.6	0.4	0.1
Aircraft mfg.....	336411		4.6	0.0	0.2	0.8	0.3	0.2
Primary products.....		336411-P	4.7	0.0	0.2	0.6	0.3	0.2
Civilian aircraft.....		336411-3	3.7	0.0	0.3	0.5	0.4	0.2
Military aircraft.....		336411-4	7.1	0.1	0.0	0.9	0.0	0.0
Secondary products and miscellaneous receipts.....		336411-SM						
Secondary products.....		336411-S	3.6	0.0	0.0	3.1	0.0	0.0
Aircraft engine and engine parts mfg.....	336412		4.4	1.9	0.6	0.4	1.1	0.0

See footnotes at end of table.

Table 12. Producer price index percentage changes for the net output of selected industries and their products, not seasonally adjusted — Continued
 [March 2024]

Title ¹	Industry code	Product code	Unadjusted 12-month percent change ²	Unadjusted 1-month percent change ²				
				Mar. 2023 to Mar. 2024 ^P	Oct. to Nov.	Nov. to Dec. ^P	Dec. to Jan. ^P	Jan. to Feb. ^P
Aircraft engine and engine parts mfg - Continued								
Primary products.....		336412-P	3.5	0.8	0.5	0.8	0.6	0.0
Aeronautical services on aircraft engines.....		336412-5	14.1	5.7	2.9	-0.2	4.5	0.0
Aircraft engine parts and accessories.....		336412-7	3.6	0.0	0.2	1.8	-0.1	0.0
Parts and accessories for military aircraft engines.....		336412-75	1.5	0.0	0.5	0.3	0.0	-0.1
Parts and accessories for civilian aircraft engines.....		336412-77	4.6	0.0	0.0	2.6	-0.1	0.1
Secondary products and miscellaneous receipts.....		336412-SM						
Secondary products.....		336412-S	6.9	3.2	0.0	0.2	2.9	0.0
Other aircraft parts and equipment mfg.....	336413		0.9	0.1	0.0	0.0	0.4	0.1
Primary products.....		336413-P	0.7	0.1	0.0	0.0	0.2	0.0
Aircraft propellers and helicopter rotors.....		336413-1	0.7	0.5	0.0	0.0	0.0	0.1
Aircraft parts and auxiliary equipment.....		336413-7	0.7	0.1	0.0	0.0	0.3	0.0
Aircraft landing gear for civilian and military aircraft.....		336413-72	5.2	0.0	0.0	4.4	0.8	0.0
Other aircraft subassemblies and parts for military aircraft.....		336413-73	3.1	0.4	0.0	0.0	1.6	0.0
Other aircraft subassemblies and parts for civilian aircraft.....		336413-74	0.0	0.0	0.0	-0.3	0.0	0.0
Secondary products and miscellaneous receipts.....		336413-SM						
Secondary products.....		336413-S	2.5	0.0	0.0	0.1	0.8	2.0
Railroad rolling stock manufacturing.....	3365		1.9	0.5	0.0	0.0	0.5	0.3
Railroad rolling stock manufacturing.....	33651		1.9	0.5	0.0	0.0	0.5	0.3
Railroad rolling stock mfg.....	336510		1.9	0.5	0.0	0.0	0.5	0.3
Primary products.....		336510-P	1.9	0.4	0.0	0.0	0.4	0.3
Street, subway, trolley, and rapid transit cars, and railway maintenance equipment and parts.....		336510-5	3.1	0.9	0.0	0.0	0.4	0.3
Railway maintenance of way equipment & parts, parts for all railcars, & other railway vehicles.....		336510-54	2.5	0.0	0.0	0.0	0.4	0.3
Air brake and other brake equipment.....		336510-541	-	0.0	0.0	-	-	-
Secondary products and miscellaneous receipts.....		336510-SM						
Miscellaneous receipts.....		336510-M	2.0	0.0	0.0	0.0	0.0	0.0
Secondary products.....		336510-S1	0.7	-0.1	0.0	0.7	0.0	0.0
Ship and boat building.....	3366		3.8	0.4	0.3	0.3	0.2	0.3
Ship and boat building.....	33661		3.8	0.4	0.3	0.3	0.2	0.3
Ship building and repairing.....	336611		4.1	0.5	0.3	0.3	0.3	0.4
Primary products.....		336611-P	4.1	0.5	0.3	0.3	0.2	0.4
Ship repair, nonmilitary.....		336611-A	14.5	3.0	1.4	2.0	0.0	1.8
Military self-propelled ships, new construction.....		336611-5	1.6	0.0	-0.2	0.0	0.4	0.0
Ship repair, military.....		336611-8	1.5	0.2	0.3	0.0	0.0	0.3
Nonmilitary self-propelled ships, new construction.....		336611-9	4.9	0.0	1.9	0.0	0.0	0.0
Secondary products and miscellaneous receipts.....		336611-SM2						
Boat building.....	336612		2.9	0.1	0.1	0.4	-0.1	0.2
Primary products.....		336612-P	2.9	0.1	0.1	0.4	-0.1	0.2
Outboard motorboats, including commercial and military (except sailboats and lifeboats).....		336612-1	2.9	0.1	0.1	0.4	-0.1	0.2
Outboard motorboats, wood or metal, incl. comm. and military (exc. sailboats and lifeboats).....		336612-11	0.7	0.2	0.2	0.2	-1.3	0.3
Outboard motorboats, plastics/fiberglass, incl. comm. and mil. (exc. sailboats and lifeboats).....		336612-14	4.1	0.0	0.0	0.5	0.6	0.1
Inboard motorboats, including commercial and military (except sailboats and lifeboats).....		336612-3	3.7	0.1	0.6	-0.3	0.4	0.1
Inboard cabin cruisers, including commercial and military (except sailboats and lifeboats).....		336612-31	5.4	0.1	0.8	0.7	0.6	0.1
Other inboard motorboats, including commercial and military (except sailboats and lifeboats).....		336612-32	0.0	0.0	0.0	-2.5	0.0	0.0
Inboard-outdrive boats, including commercial and military (except sailboats and lifeboats).....		336612-5	3.1	0.0	0.0	0.0	-0.5	0.0
All other inboard-outdrive boats, incl. comm. and military (except sailboats and lifeboats).....		336612-52	3.0	0.0	0.0	0.0	-0.5	0.0
All other boats (excluding military and commercial).....		336612-8	2.9	0.7	0.0	1.4	0.0	0.0
Secondary products and miscellaneous receipts.....		336612-SM						
Miscellaneous receipts.....		336612-M	4.9	0.0	0.0	0.0	0.0	0.0
Other transportation equipment manufacturing.....	3369		-0.3	0.0	0.1	0.2	0.1	-0.3
Other transportation equipment manufacturing.....	33699		-0.3	0.0	0.1	0.2	0.1	-0.3
Motorcycle, bicycle, and parts mfg.....	336991		2.0	0.1	0.0	0.1	0.2	1.7
Primary products.....		336991-P	1.8	0.1	0.0	0.1	0.2	1.7

See footnotes at end of table.

Table 12. Producer price index percentage changes for the net output of selected industries and their products, not seasonally adjusted — Continued
 [March 2024]

Title ¹	Industry code	Product code	Unadjusted 12-month percent change ²	Unadjusted 1-month percent change ²				
				Mar. 2023 to Mar. 2024 ^P	Oct. to Nov.	Nov. to Dec. ^P	Dec. to Jan. ^P	Jan. to Feb. ^P
Motorcycle, bicycle, and parts mfg - Continued								
Motorcycles, including three-wheel motorbikes, motorscooters, mopeds, and parts.....		336991-3	2.5	0.0	0.0	0.1	0.0	2.0
Bicycles, including parts (excluding children's 2-wheel sidewalk cycles).....		336991-4	-1.8	0.8	0.1	0.2	1.3	0.0
Cycles, all types, tubular construction.....		336991-42	3.9	0.1	0.0	0.5	2.7	0.0
Parts for bicycles, unicycles, and adult tricycles.....		336991-45	-6.6	1.4	0.2	0.0	0.1	0.0
Secondary products and miscellaneous receipts.....		336991-SM						
Secondary products.....		336991-S	-	0.0	0.0	0.0	-	-
All other transportation equipment mfg.....	336999		-2.0	0.0	0.1	0.2	0.0	-1.9
Primary products.....		336999-P	-2.1	0.0	0.1	0.2	0.0	-1.9
All-terrain vehicles and parts.....		336999-4	-0.5	0.0	0.3	0.4	0.0	-0.8
All other miscellaneous transportation equipment.....		336999-6	-3.5	0.0	0.0	0.1	0.0	-2.8
Secondary products and miscellaneous receipts.....		336999-SM						
Secondary products.....		336999-S	1.3	0.0	0.0	0.0	0.0	0.7
Furniture & related product mfg.....	337		1.2	0.1	-0.2	0.3	1.0	0.2
HH & institutional furniture & kitchen cabinet mfg.....	3371		1.2	0.0	0.1	0.2	0.9	0.4
Wood kitchen cabinet & countertop mfg.....	33711		2.8	-0.1	0.0	0.0	2.5	0.0
Wood kitchen cabinet and countertop mfg.....	337110		2.8	-0.1	0.0	0.0	2.5	0.0
Primary products.....		337110-P	2.6	0.1	0.0	0.0	2.4	0.0
Custom wood kitchen cabinets, bathroom vanities, and related cabinet sold directly to customers.....		337110-H	2.4	1.2	0.0	0.0	1.2	0.0
Stock wood kitchen cabinets and related cabinetwork for permanent installation. ...		337110-1	0.1	-0.3	0.0	0.0	0.1	0.0
Secondary products and miscellaneous receipts.....		337110-SM						
Household & institutional furniture mfg.....	33712		0.3	0.1	0.1	0.2	0.0	0.7
Upholstered household furniture mfg.....	337121		0.9	0.0	0.0	0.4	0.0	1.4
Primary products.....		337121-P	-0.2	0.0	0.0	0.0	0.0	1.5
Upholstered household furniture, excl. dual-purpose sleep furniture.....		337121-1	-0.4	-0.1	0.0	0.0	0.0	1.7
Upholstered household sofas, davenports, settees, and loveseats, except custom.....		337121-11	-1.2	-0.1	0.0	0.0	0.0	1.8
Upholstered household sectional sofa pieces, except custom.....		337121-12	-1.0	0.0	0.0	0.1	0.0	0.1
Upholstered household rocking chairs, including swivel rockers, except custom.....		337121-13	1.0	0.0	0.0	0.0	0.0	0.6
Other upholstered household furniture, including custom sold at retail.....		337121-15	6.4	0.0	0.0	0.1	0.0	5.3
Dual-purpose sleep furniture incl. futon, conv. sofa, jackknife & chair beds, except custom.....		337121-4	0.8	0.0	0.0	0.0	0.0	0.3
Secondary products and miscellaneous receipts.....		337121-SM						
Nonupholstered wood household furniture mfg.....	337122		-1.6	-0.6	0.0	0.0	-0.5	0.0
Primary products.....		337122-P	-2.4	-0.7	0.0	0.0	-0.6	0.0
Wood dining room, kitchen, outdoor, and ready-to-assemble furniture, excl. cabinets and custom.....		337122-G	-4.6	0.0	0.0	0.0	0.0	0.0
Wood household den, family room, library, and living room furniture, except custom.....		337122-1	0.1	-0.3	0.0	0.0	-0.1	0.0
Wood bedroom furniture, including infants' and children's, except custom.....		337122-8	-2.9	-1.9	0.0	0.0	-1.7	0.0
Secondary products and miscellaneous receipts.....		337122-SM						
Secondary products.....		337122-S	2.8	-0.1	0.0	0.2	0.0	0.2
Household furniture (except wood and upholstered) mfg.....	337126		-4.5	-0.1	0.0	0.4	0.2	-0.4
Primary products.....		337126-P	-4.8	0.0	0.0	0.1	0.3	-0.1
Metal dining room and kitchen furniture, incl. padded and plain chairs and stools..		337126-1	-3.5	0.7	-0.7	2.3	0.1	-2.3
Metal outdoor and casual furniture, incl. beach, lawn, garden and porch.....		337126-3	-2.5	0.0	0.0	0.0	0.0	0.0
Nonupholstered household furniture (except wood and metal).....		337126-6	-	0.0	0.0	0.0	-	-
Secondary products and miscellaneous receipts.....		337126-SM						
Secondary products.....		337126-S	-2.0	-0.9	0.5	2.2	-0.7	-2.1
Institutional furniture mfg.....	337127		3.3	1.0	0.6	-0.1	0.1	0.1
Primary products.....		337127-P	3.4	1.0	0.6	-0.1	0.1	0.1
Other institutional furniture.....		337127-B	3.5	0.1	0.6	-0.2	0.4	0.3
School furniture (except stone and concrete), excl. library furniture.....		337127-1	3.9	0.4	0.5	-0.5	0.0	0.0
Public building and related furniture, excl. bar, bowling, cafeteria, restaurant and school.....		337127-5	3.6	2.5	0.9	0.0	0.0	0.0
Public furniture (bar, bowling center, cafeteria, and restaurant).....		337127-8	2.0	0.0	0.0	0.2	0.0	0.0
Secondary products and miscellaneous receipts.....		337127-SM						
Miscellaneous receipts.....		337127-M	2.0	0.0	0.0	1.1	0.0	0.0
Secondary products.....		337127-S	0.2	0.3	-0.4	0.5	0.2	-0.1
Office furniture (including fixtures) mfg.....	3372		2.4	0.5	-0.9	0.5	1.6	0.2

See footnotes at end of table.

Table 12. Producer price index percentage changes for the net output of selected industries and their products, not seasonally adjusted — Continued
 [March 2024]

Title ¹	Industry code	Product code	Unadjusted 12-month percent change ²	Unadjusted 1-month percent change ²				
				Mar. 2023 to Mar. 2024 ^P	Oct. to Nov.	Nov. to Dec. ^P	Dec. to Jan. ^P	Jan. to Feb. ^P
Office furniture (including fixtures) mfg.	33721		2.4	0.5	-0.9	0.5	1.6	0.2
Wood office furniture mfg.	337211		3.4	0.0	0.0	0.2	1.1	0.0
Primary products.		337211-P	4.1	0.0	0.0	0.2	1.2	0.0
Wood office furniture panel systems, desking systems, and other wood office furniture.		337211-A	1.8	0.0	0.0	0.0	1.4	0.0
Wood office seating, including upholstered.		337211-1	3.7	0.0	0.0	0.7	1.7	0.0
Wood office desks and desk extensions.		337211-4	4.0	0.0	0.0	0.0	1.7	0.0
Wood office files, storage units, and tables.		337211-7	6.2	0.0	0.0	0.0	0.2	0.0
Secondary products and miscellaneous receipts.		337211-SM						
Secondary products.		337211-S	-2.2	0.0	0.0	1.0	0.4	0.0
Custom architectural woodwork and millwork.	337212		2.6	0.1	0.0	0.0	0.0	0.0
Primary products.		337212-P	2.6	0.1	0.0	0.0	0.0	0.0
Custom architectural woodwork, millwork, and fixtures.		337212-0	2.6	0.1	0.0	0.0	0.0	0.0
Secondary products and miscellaneous receipts.		337212-SM						
Office furniture, except wood, mfg.	337214		1.6	-0.5	-0.4	0.9	2.3	-0.4
Primary products.		337214-P	1.6	-0.5	-0.4	0.9	2.3	-0.4
Office furniture, other types, except wood, including panel systems.		337214-A	-	-1.1	0.0	1.3	0.9	-0.5
Office seating, including upholstered, except wood.		337214-1	0.7	0.1	0.0	0.0	2.4	0.0
Office desk and desk extensions, except wood.		337214-4	-	0.0	0.3	4.3	2.7	-0.2
Office files, storage units, and tables, except wood.		337214-7	5.9	-0.2	-1.7	0.4	4.1	-0.6
Secondary products and miscellaneous receipts.		337214-SM						
Showcases, partitions, shelving, and lockers mfg.	337215		3.0	2.1	-2.7	0.6	2.7	1.1
Primary products.		337215-P	2.9	2.3	-2.8	0.5	2.8	0.9
Bookstacks and other shelving, except wood.		337215-A2	-	1.3	2.5	-0.8	0.4	2.7
Storage racks and accessories, except wood.		337215-E	-3.1	0.0	0.0	1.1	2.3	-3.0
Fixtures (bank, office, and store), except wood.		337215-G	12.8	7.0	-12.7	0.6	13.1	-0.9
Secondary products and miscellaneous receipts.		337215-SM						
Other furniture related product mfg.	3379		-1.7	-0.1	0.0	0.0	-0.1	-0.3
Mattress mfg.	33791		-2.3	-0.1	-0.1	0.0	-0.2	-0.4
Mattress mfg.	337910		-2.3	-0.1	-0.1	0.0	-0.2	-0.4
Primary products.		337910-P	-2.3	-0.1	-0.1	0.0	-0.2	-0.4
Mattress and foundation sets.		337910-E	0.6	0.0	-0.1	0.1	0.0	-0.1
Innerspring mattresses, excluding crib-size.		337910-1	-3.7	-0.3	0.0	0.0	-0.5	-0.8
Other mattresses, including crib, foam, waterbed mattresses and mattress inserts.		337910-4	-0.2	0.0	0.0	0.0	0.0	-0.3
Foundations, excl. innerspring units, hybrid-type flotation, ensembles, and adjustable units.		337910-7	-7.9	0.0	-0.3	0.0	0.0	-0.5
Secondary products and miscellaneous receipts.		337910-SM						
Blind & shade mfg.	33792		0.1	0.0	0.0	0.0	0.0	0.0
Blind and shade mfg.	337920		0.1	0.0	0.0	0.0	0.0	0.0
Primary products.		337920-P	0.1	0.0	0.0	0.0	0.0	0.0
Other blinds and shades, including curtain and drapery fixtures, poles and rods. ...		337920-8	0.4	0.0	0.0	0.0	0.0	0.0
Secondary products and miscellaneous receipts.		337920-SM						
Miscellaneous mfg.	339		3.1	0.3	0.2	0.8	0.4	0.4
Medical equipment & supplies mfg.	3391		2.7	0.3	0.1	0.9	0.5	0.2
Medical equipment & supplies mfg.	33911		2.7	0.3	0.1	0.9	0.5	0.2
Surgical and medical instrument mfg.	339112		2.7	0.2	0.0	1.4	0.0	0.6
Primary products.		339112-P	2.7	0.2	0.0	1.4	0.0	0.6
Surgical and medical instruments.		339112-0	2.7	0.2	0.0	1.4	0.0	0.6
Surgical and orthopedic instruments.		339112-01	3.1	0.0	0.0	0.2	0.0	2.4
Surgical and medical catheters.		339112-05	3.3	0.6	-0.8	3.0	0.0	0.9
Other surgical and medical apparatus and instruments, excluding parts.		339112-06	2.7	0.5	0.2	3.0	0.1	-0.5
Parts for surgical and medical apparatus and instruments.		339112-09	0.7	0.0	0.3	1.6	0.0	-1.0
Secondary products and miscellaneous receipts.		339112-SM						
Secondary products.		339112-S	2.7	0.0	0.0	1.9	0.4	0.4
Surgical appliance and supplies mfg.	339113		1.5	0.5	0.1	0.2	0.4	-0.2
Primary products.		339113-P	1.4	0.5	0.1	0.2	0.4	-0.2
Medical and surgical appliances and supplies, incl. orthopedic, prosthetic, and therapeutic.		339113-2	0.6	0.6	0.1	0.0	0.5	-0.5
Artificial joints and limbs.		339113-21	-	-0.3	1.0	-	-	-
Other orthopedic and prosthetic appliances.		339113-22	-0.8	0.0	0.2	0.0	0.0	-0.1
Other medical and surgical appliances and supplies.		339113-27	2.2	1.0	-0.1	0.3	0.6	-0.1

See footnotes at end of table.

Table 12. Producer price index percentage changes for the net output of selected industries and their products, not seasonally adjusted — Continued
 [March 2024]

Title ¹	Industry code	Product code	Unadjusted 12-month percent change ²	Unadjusted 1-month percent change ²				
				Mar. 2023 to Mar. 2024 ^P	Oct. to Nov.	Nov. to Dec. ^P	Dec. to Jan. ^P	Jan. to Feb. ^P
Surgical appliance and supplies mfg - Continued								
Hospital beds and specialized hospital furniture.....		339113-4	3.4	0.2	0.0	0.8	0.0	1.3
Personal industrial and nonindustrial safety equipment and clothing.....		339113-6	4.2	0.1	0.0	1.1	0.5	0.5
Secondary products and miscellaneous receipts.....		339113-SM						
Secondary products.....		339113-S	3.1	0.0	0.1	0.1	0.1	0.0
Dental equipment and supplies mfg.....								
Primary products.....	339114	339114-P	4.0	0.0	0.3	0.9	0.4	0.0
Dental professional equipment and supplies.....		339114-1	4.4	0.0	0.3	0.9	0.3	-0.1
Professional dental equipment.....		339114-11	3.9	0.0	0.3	1.1	0.4	0.0
Professional dental supplies.....		339114-12	2.8	0.0	0.0	1.1	0.2	0.0
Secondary products and miscellaneous receipts.....		339114-SM	6.3	0.1	0.9	1.3	0.8	-0.1
Miscellaneous receipts.....		339114-M	-	-	-	-	-	0.0
Ophthalmic goods mfg.....								
Primary products.....	339115	339115-P	7.9	0.0	0.0	0.7	3.2	-0.5
Secondary products and miscellaneous receipts.....		339115-SM	8.0	0.0	0.0	0.7	3.3	-0.5
Other miscellaneous mfg.....								
Jewelry & silverware mfg.....	3399		3.6	0.2	0.3	0.8	0.3	0.7
Jewelry and silverware mfg.....	33991		3.7	1.5	1.4	0.5	-0.3	1.1
Primary products.....	339910	339910-P	3.7	1.5	1.4	0.5	-0.3	1.1
Jewelry, gold and platinum.....		339910-1	3.7	1.5	1.4	0.5	-0.3	1.1
Costume jewelry and novelties.....		339910-4	4.5	2.4	2.6	0.5	-0.5	1.8
All other jewelry and personal goods (excluding costume).....		339910-8	2.6	0.0	0.0	0.6	0.0	0.0
Secondary products and miscellaneous receipts.....		339910-SM	2.2	1.0	-0.1	0.0	0.1	0.5
Miscellaneous receipts.....		339910-M	-	0.2	2.5	0.1	-	-
Sporting & athletic goods mfg.....								
Primary products.....	33992		2.5	0.0	0.1	1.7	0.2	0.0
Other sporting and athletic goods.....	339920	339920-P	2.5	0.0	0.1	1.7	0.2	0.0
Golf equipment, excluding apparel and shoes.....		339920-A	2.6	0.0	0.1	1.8	0.2	0.0
Playground equipment.....		339920-4	2.3	0.0	0.0	2.3	0.0	0.0
Gymnasium and exercise equipment.....		339920-5	-	-0.2	-0.1	1.7	0.0	-
Secondary products and miscellaneous receipts.....		339920-7	8.3	0.0	0.6	3.1	0.0	0.0
Secondary products.....		339920-SM	1.0	0.0	0.0	0.0	1.0	0.0
Secondary products.....		339920-S	4.5	0.0	0.0	1.8	0.0	0.0
Doll, toy & game mfg.....								
Primary products.....	33993		-1.5	0.0	0.0	-1.2	0.0	0.0
Models (operating & static), craft kits/supply, natural science kits, & collectors' miniatures.....	339930	339930-P	-1.5	0.0	0.0	-1.2	0.0	0.0
Other nonelectronic toys, including parts.....		339930-6	-0.3	0.0	0.0	-0.3	0.0	0.0
Secondary products and miscellaneous receipts.....		339930-8	3.0	0.0	0.0	2.1	0.0	0.0
Secondary products.....		339930-SM	0.2	0.0	0.0	0.2	0.0	0.0
Office supplies (exc paper) mfg.....								
Primary products.....	33994		0.0	-0.2	0.2	0.2	0.0	0.3
Lead pencils, art goods, office supplies & small office equipment, excluding paper.....	339940	339940-P	0.0	-0.2	0.2	0.2	0.0	0.3
Marking devices.....		339940-2	-0.2	-0.2	0.3	0.1	0.0	0.3
Secondary products and miscellaneous receipts.....		339940-3	0.5	0.0	0.0	0.5	0.0	0.0
Miscellaneous receipts.....		339940-SM	1.9	0.0	0.0	0.0	0.2	0.0
Secondary Products.....		339940-M	2.1	0.0	0.0	1.5	0.0	0.0
Secondary Products.....		339940-S	5.0	0.0	0.0	0.0	0.0	0.3
Sign mfg.....								
Primary products.....	33995		8.4	0.0	0.2	0.7	0.8	2.2
Nonelectric signs and displays, including trade show exhibits.....	339950	339950-P	8.4	0.0	0.2	0.7	0.8	2.2
Secondary products and miscellaneous receipts.....		339950-4	-	0.0	0.2	0.8	0.7	-
Secondary products.....		339950-SM	9.4	0.0	0.4	1.4	1.2	1.3
All other misc mfg.....								
Gasket, packing, and sealing device mfg.....	33999		2.2	0.1	0.1	0.9	0.2	0.1
Primary products.....	339991	339991-P	2.5	0.1	0.0	1.8	0.0	0.1
Molded packing and seals.....		339991-2	2.6	0.2	0.0	1.8	0.0	0.2
Nonmetallic gaskets and gasketing.....		339991-3	2.9	0.0	0.0	0.8	0.0	0.0
Metallic gaskets and machined seals.....		339991-7	0.7	0.5	0.0	0.9	0.0	0.5
			2.0	0.0	0.0	0.3	0.0	0.0

See footnotes at end of table.

Table 12. Producer price index percentage changes for the net output of selected industries and their products, not seasonally adjusted — Continued
 [March 2024]

Title ¹	Industry code	Product code	Unadjusted 12-month percent change ²	Unadjusted 1-month percent change ²				
				Mar. 2023 to Mar. 2024 ^P	Oct. to Nov.	Nov. to Dec. ^P	Dec. to Jan. ^P	Jan. to Feb. ^P
Gasket, packing, and sealing device mfg - Continued								
Rotary oil seals.....		339991-9	4.0	0.0	0.0	3.5	0.0	0.0
Secondary products and miscellaneous receipts.....		339991-SM						
Miscellaneous receipts.....		339991-M	1.1	0.0	0.0	0.7	0.5	0.0
Musical instrument mfg.....	339992		3.0	0.0	0.0	0.5	0.0	0.0
Primary products.....		339992-P	3.0	0.0	0.0	0.5	0.0	0.0
Nonelectronic pianos, organs, and nonelectronic pianos and organ parts, excluding benches.....		339992-A	—	0.0	0.0	0.0	0.0	—
Other musical instruments and parts.....		339992-7	3.1	0.0	0.0	0.6	0.0	0.0
Other electronic musical instruments, excluding electronic organs.....		339992-71	3.6	0.0	0.0	1.3	0.0	0.0
Other nonelectronic musical instruments.....		339992-72	3.0	0.0	0.0	0.0	0.0	0.0
Parts and accessories for other musical instruments, sold separately, excl. benches & cases.....		339992-73	—	0.0	0.0	0.0	0.0	0.0
Secondary products and miscellaneous receipts.....		339992-SM						
Miscellaneous receipts.....		339992-M	0.0	0.0	0.0	0.0	0.0	0.0
Fastener, button, needle, and pin mfg.....	339993		4.9	0.0	1.7	0.0	0.0	0.0
Primary products.....		339993-P	4.9	0.0	1.8	0.0	0.0	0.0
Fasteners, zippers, buttons, needles, pins, and buckles (except precious metal)...		339993-0	4.9	0.0	1.8	0.0	0.0	0.0
Secondary products and miscellaneous receipts.....		339993-SM						
Broom, brush, and mop mfg.....	339994		2.4	0.9	0.0	0.6	0.2	0.0
Primary products.....		339994-P	2.4	0.8	0.0	0.5	0.2	0.0
Brooms, mops and dusters.....		339994-1	4.2	3.0	0.0	1.2	0.0	0.0
Brooms.....		339994-11	—	—	0.0	0.5	0.0	0.0
Mops and dusters, including refills.....		339994-13	1.9	0.0	0.0	1.9	0.0	0.0
Paint and varnish brushes, paint holders, pads, roller frames and rollers.....		339994-3	1.4	0.0	0.0	-0.1	1.5	0.0
Paint and varnish brushes.....		339994-31	3.0	0.0	0.0	0.0	3.0	0.0
Paint holders, pads, roller frames and rollers.....		339994-32	0.0	0.0	0.0	-0.1	0.1	0.0
Other types of brushes.....		339994-5	1.8	0.0	0.0	0.4	-0.1	0.0
Personal brushes.....		339994-51	0.3	-0.1	0.0	0.0	0.0	0.0
All other types of brushes, except personal.....		339994-52	2.8	0.0	0.0	0.6	-0.1	0.0
Secondary and miscellaneous receipts.....		339994-SM						
Burial casket mfg.....	339995		1.2	0.0	0.0	1.4	0.0	0.0
Primary products.....		339995-P	1.2	0.0	0.0	1.5	0.0	0.0
Metal burial caskets and coffins, completely lined and trimmed, adult sizes only...		339995-1	-0.5	0.0	0.0	0.0	0.0	0.0
Secondary products and miscellaneous receipts.....		339995-SM						
All other miscellaneous mfg.....	339999		1.7	0.0	0.1	0.5	0.3	0.1
Primary products.....		339999-P	1.7	0.0	0.1	0.6	0.4	0.1
Mirror and picture frames and framed pictures.....		339999-E	4.3	0.0	0.0	0.0	3.2	0.0
All other miscellaneous fabricated products, incl. fire extinguishers and umbrellas.....		339999-L	1.3	0.0	0.2	0.3	0.0	0.1
Candles, including tapers.....		339999-5	1.8	0.0	0.0	1.8	0.0	0.0
Secondary products and miscellaneous receipts.....		339999-SM						
Secondary products.....		339999-S	1.0	0.0	0.3	0.1	0.0	0.1
Services industries								
Merchant wholesalers, durable goods.....	423		2.9	3.2	-2.8	2.6	-0.7	-0.2
Motor vehicle and parts merchant wholesalers.....	4231		8.7	8.2	-11.9	7.6	1.3	-0.4
Motor vehicle and parts merchant wholesalers.....	42310		8.7	8.2	-11.9	7.6	1.3	-0.4
Motor vehicle and parts merchant wholesalers.....	423100		8.7	8.2	-11.9	7.6	1.3	-0.4
Primary services.....		423100-P	7.7	8.5	-12.7	7.7	1.9	-0.5
Motor vehicle and parts wholesaler services.....		423100-1	7.7	8.5	-12.7	7.7	1.9	-0.5
Other receipts.....		423100-SM	—	1.9	8.6	—	—	3.5
Furniture and home furnishing merchant wholesalers.....	4232		-9.4	-6.5	-2.4	10.3	-1.7	0.0
Furniture and home furnishing merchant wholesalers.....	42320		-9.4	-6.5	-2.4	10.3	-1.7	0.0
Furniture and home furnishing merchant wholesalers.....	423200		-9.4	-6.5	-2.4	10.3	-1.7	0.0
Primary services.....		423200-P	-9.4	-6.5	-2.4	10.3	-1.7	0.0
Furniture and home furnishing wholesaler services.....		423200-1	-9.4	-6.5	-2.4	10.3	-1.7	0.0
Lumber and other construction materials merchant wholesalers.....	4233		-6.2	-2.1	-1.0	-0.7	-2.1	0.0
Lumber and other construction materials merchant wholesalers.....	42330		-6.2	-2.1	-1.0	-0.7	-2.1	0.0
Lumber and other construction materials merchant wholesalers.....	423300		-6.2	-2.1	-1.0	-0.6	-2.0	0.0
Primary services.....		423300-P	-6.4	-2.2	-1.1	-0.7	-2.2	0.0

See footnotes at end of table.

Table 12. Producer price index percentage changes for the net output of selected industries and their products, not seasonally adjusted — Continued
 [March 2024]

Title ¹	Industry code	Product code	Unadjusted 12-month percent change ²	Unadjusted 1-month percent change ²				
				Mar. 2023 to Mar. 2024 ^P	Oct. to Nov.	Nov. to Dec. ^P	Dec. to Jan. ^P	Jan. to Feb. ^P
Lumber and other construction materials merchant wholesalers - Continued								
Lumber and other construction material wholesaler services.....		423300-1	-6.4	-2.2	-1.1	-0.7	-2.2	0.0
Other receipts.....		423300-SM	4.9	0.0	0.0	0.0	4.6	0.0
Professional and commercial equipment and supplies merchant wholesalers.....	4234		2.7	-2.1	2.5	3.7	-3.4	0.6
Professional and commercial equipment and supplies merchant wholesalers.....	42340		2.7	-2.1	2.5	3.7	-3.4	0.6
Professional and commercial equipment and supplies merchant wholesalers.....	423400		2.7	-2.1	2.5	3.7	-3.4	0.5
Primary services.....		423400-P	2.9	-2.6	3.5	3.7	-3.7	0.9
Professional and commercial equipment and supplies wholesaler services.....		423400-1	2.9	-2.6	3.5	3.7	-3.7	0.9
Other receipts.....		423400-SM	1.1	1.1	-	-	-1.1	-1.4
Metal and mineral (except petroleum) merchant wholesalers.....	4235		-13.3	11.6	6.8	7.0	-15.7	3.0
Metal and mineral (except petroleum) merchant wholesalers.....	42350		-13.3	11.6	6.8	7.0	-15.7	3.0
Metal and mineral (except petroleum) merchant wholesalers.....	423500		-13.3	11.6	6.8	7.0	-15.8	3.0
Primary services.....		423500-P	-13.5	11.9	6.6	7.2	-16.1	3.4
Metals and minerals wholesaler services.....		423500-1	-13.5	11.9	6.6	7.2	-16.1	3.4
Household appliances and electrical and electronic goods merchant wholesalers.....	4236		11.5	7.0	-1.7	-1.8	2.5	-1.0
Household appliances and electrical and electronic goods merchant wholesalers.....	42360		11.5	7.0	-1.7	-1.8	2.5	-1.0
Household appliances and electrical and electronic goods merchant wholesalers.....	423600		11.5	6.9	-1.7	-1.8	2.5	-1.0
Primary services.....		423600-P	6.4	4.9	-2.0	-2.1	3.0	-1.2
Household appliances, electrical, and electronics wholesaler services.....		423600-1	6.4	4.9	-2.0	-2.1	3.0	-1.2
Hardware, plumbing and heating equipment and supplies merchant wholesalers.....	4237		4.5	1.2	-0.2	-1.1	-1.3	-1.1
Hardware, plumbing and heating equipment and supplies merchant wholesalers.....	42370		4.5	1.2	-0.2	-1.1	-1.3	-1.1
Hardware, plumbing, and heating equipment and supplies merchant wholesalers.....	423700		4.4	1.2	-0.2	-1.1	-1.3	-1.1
Primary services.....		423700-P	4.6	1.2	-0.2	-1.2	-1.3	-1.1
Hardware, plumbing, and heating equipment and supplies wholesaler services.....		423700-1	4.6	1.2	-0.2	-1.2	-1.3	-1.1
Machinery, equipment, and supplies merchant wholesalers.....	4238		-1.0	-2.0	0.1	-1.0	2.0	-0.6
Machinery, equipment, and supplies merchant wholesalers.....	42380		-1.0	-2.0	0.1	-1.0	2.0	-0.6
Machinery and supply merchant wholesalers.....	423800		-1.0	-2.0	0.1	-1.0	2.0	-0.7
Primary services.....		423800-P	-1.0	-2.4	0.0	-0.9	2.4	-0.9
Machinery and supply wholesaler services.....		423800-1	-1.0	-2.4	0.0	-0.9	2.4	-0.9
Other receipts.....		423800-SM	-0.9	0.1	0.7	-1.3	-0.1	0.8
Miscellaneous durable goods merchant wholesalers (except materials recyclers).....	4239		-0.4	-3.2	-2.1	-0.1	3.7	-1.2
Miscellaneous durable goods merchant wholesalers (except materials recyclers).....	42390		-0.4	-3.2	-2.1	-0.1	3.7	-1.2
Miscellaneous durable goods, except recyclable material, merchant wholesalers.....	423900		-0.4	-3.2	-2.1	-0.1	3.7	-1.2
Primary services.....		423900-P	-0.6	-3.2	-2.1	-0.2	3.8	-1.2
Miscellaneous durable goods wholesaler services.....		423900-1	-0.6	-3.2	-2.1	-0.2	3.8	-1.2
Merchant wholesalers, nondurable goods.....	424		6.1	0.1	-0.9	-0.5	0.2	0.2
Paper and paper product merchant wholesalers.....	4241		-2.9	0.1	0.6	0.2	-2.5	-2.0
Paper and paper product merchant wholesalers.....	42410		-2.9	0.1	0.6	0.2	-2.5	-2.0
Paper and paper product merchant wholesalers.....	424100		-3.0	0.1	0.6	0.2	-2.5	-2.0
Primary services.....		424100-P	-3.3	0.1	0.6	0.2	-2.6	-2.0
Paper wholesaler services.....		424100-1	-3.3	0.1	0.6	0.2	-2.6	-2.0
Wholesaling of paper and paper products.....		424100-11	-4.0	0.0	0.8	0.4	-2.9	-0.6
Wholesaling of all other goods, except paper and paper products.....		424100-12	2.0	0.8	-0.4	-1.2	0.1	-11.7
Drugs and druggists' sundries merchant wholesalers.....	4242		-2.8	1.7	-4.6	5.4	-2.6	-2.1
Drugs and druggists' sundries merchant wholesalers.....	42420		-2.8	1.7	-4.6	5.4	-2.6	-2.1
Drugs and druggists' sundries merchant wholesalers.....	424200		-2.8	1.7	-4.6	5.4	-2.6	-2.1
Primary products.....		424200-P	-2.8	1.7	-4.6	5.4	-2.6	-2.1
Wholesaling of pharmaceuticals.....		424200-1	2.9	1.0	-7.0	12.3	-5.3	1.1
Wholesaling of all other goods, except pharmaceuticals.....		424200-2	-9.9	2.6	-1.5	-3.0	1.3	-6.4
Apparel and piece goods merchant wholesalers.....	4243		2.7	0.6	-7.4	-0.4	-4.1	2.0
Apparel and piece goods merchant wholesalers.....	42430		2.7	0.6	-7.4	-0.4	-4.1	2.0
Apparel and piece goods merchant wholesalers.....	424300		2.7	0.6	-7.4	-0.4	-4.1	2.0
Primary services.....		424300-P	2.6	0.6	-7.4	-0.5	-4.1	2.0
Apparel wholesaler services.....		424300-1	2.6	0.6	-7.4	-0.5	-4.1	2.0
Wholesaling of apparel.....		424300-11	1.0	1.0	-5.1	-4.6	-4.1	2.4

See footnotes at end of table.

Table 12. Producer price index percentage changes for the net output of selected industries and their products, not seasonally adjusted — Continued
 [March 2024]

Title ¹	Industry code	Product code	Unadjusted 12-month percent change ²	Unadjusted 1-month percent change ²				
				Mar. 2023 to Mar. 2024 ^P	Oct. to Nov.	Nov. to Dec. ^P	Dec. to Jan. ^P	Jan. to Feb. ^P
Grocery and related product merchant wholesalers.....	4244		14.2	1.3	-1.0	1.4	1.9	0.9
Grocery and related product merchant wholesalers.....	42440		14.2	1.3	-1.0	1.4	1.9	0.9
Grocery and related product merchant wholesalers.....	424400		14.2	1.3	-1.0	1.4	1.9	0.9
Primary services.....		424400-P	14.2	1.3	-1.0	1.4	1.9	0.9
Grocery and related product wholesaler services.....		424400-1	14.2	1.3	-1.0	1.4	1.9	0.9
Wholesaling of fresh meat, seafood, dairy, and fruits and vegetables.....		424400-11	0.2	3.3	-3.8	-0.8	-0.8	2.2
Wholesaling of packaged frozen and canned foods.....		424400-12	7.0	3.3	-1.6	-2.4	5.3	0.3
Wholesaling of baked goods, non-alcoholic beverages, and all other groceries...		424400-13	20.3	1.5	1.0	3.1	1.6	0.8
Wholesaling of all other goods, except groceries.....		424400-14	69.4	-8.5	1.4	11.1	2.0	-0.6
Farm product raw material merchant wholesalers.....	424500		-1.3	-26.0	4.8	-0.8	-0.6	-0.9
Primary services.....		424500-P	-1.4	-27.3	5.2	-0.9	-0.7	-1.0
Farm product raw material wholesaler services.....		424500-1	-1.4	-27.3	5.2	-0.9	-0.7	-1.0
Wholesaling of grain and field beans.....		424500-11	—	-37.8	21.5	1.0	-5.8	—
Wholesaling of all other goods.....		424500-13	-6.1	-12.8	-10.7	-3.4	6.4	-1.0
Chemicals and allied products merchant wholesalers.....	4246		1.6	0.6	0.9	-1.7	1.6	1.0
Chemicals and allied products merchant wholesalers.....	42460		1.6	0.6	0.9	-1.7	1.6	1.0
Chemicals and allied products merchant wholesalers.....	424600		1.6	0.6	0.9	-1.7	1.6	1.0
Primary services.....		424600-P	1.7	0.6	1.0	-1.7	1.5	1.0
Wholesaling of chemicals, plastics, and allied products.....		424600-1	2.9	1.0	1.0	-1.2	1.2	0.9
Wholesaling of all other goods, except chemicals, plastics, and allied products....		424600-2	-3.7	-1.1	0.7	-4.4	3.0	1.6
Petroleum and petroleum products merchant wholesalers.....	4247		8.1	-1.5	0.6	-4.0	1.7	0.9
Petroleum and petroleum products merchant wholesalers.....	42470		8.1	-1.5	0.6	-4.0	1.7	0.9
Petroleum and petroleum products merchant wholesalers.....	424700		8.1	-1.5	0.6	-4.0	1.7	0.9
Primary services.....		424700-P	8.1	-1.5	0.6	-4.0	1.7	0.9
Wholesaling of petroleum products.....		424700-1	8.3	-1.6	0.5	-4.4	2.0	0.9
Wholesaling of all other goods, except petroleum products.....		424700-2	0.8	2.6	2.9	11.3	-8.6	0.0
Beer, wine, and distilled alcoholic beverage merchant wholesalers.....	4248		5.9	0.6	0.1	-0.4	1.0	4.1
Beer, wine, and distilled alcoholic beverage merchant wholesalers.....	42480		5.9	0.6	0.1	-0.4	1.0	4.1
Beer, wine, and distilled alcoholic beverage merchant wholesalers.....	424800		5.9	0.6	0.1	-0.4	1.0	4.1
Primary services.....		424800-P	5.9	0.6	0.1	-0.4	1.0	4.1
Alcoholic beverage wholesaler services.....		424800-1	5.9	0.6	0.1	-0.4	1.0	4.1
Wholesaling of beer, wine, and distilled alcoholic beverages.....		424800-11	6.1	0.7	0.0	-0.4	1.0	4.1
Wholesaling of all other goods, except alcoholic beverages.....		424800-12	-0.1	-2.1	2.3	1.4	-1.6	2.5
Miscellaneous nondurable goods merchant wholesalers.....	4249		13.0	7.7	0.8	-6.7	-0.4	-0.1
Miscellaneous nondurable goods merchant wholesalers.....	42490		13.0	7.7	0.8	-6.7	-0.4	-0.1
Miscellaneous nondurable goods merchant wholesalers.....	424900		13.0	7.7	0.8	-6.7	-0.4	-0.1
Primary services.....		424900-P	12.7	7.8	0.8	-6.8	-0.4	-0.1
Miscellaneous nondurable good wholesaler services.....		424900-1	12.7	7.8	0.8	-6.8	-0.4	-0.1
Material recyclers.....	429930		-10.7	1.4	6.9	0.8	-1.9	-5.7
Primary products.....		429930-P	-11.0	2.5	8.4	0.6	-2.0	-6.2
Ferrous metal scrap.....		429930-1	-18.3	3.8	9.6	1.7	-2.9	-9.6
Carbon steel scrap.....		429930-11	-18.9	4.5	9.8	2.0	-2.9	-11.0
Heavy melting scrap.....		429930-111	—	—	—	—	—	—
Carbon steel scrap bundles.....		429930-112	-25.9	8.3	18.9	-3.5	-5.7	-12.7
Shredded carbon steel scrap.....		429930-113	-17.6	5.1	10.1	3.4	-2.4	-11.1
Cut plate and structural scrap.....		429930-114	-20.1	4.6	9.0	-0.5	-2.6	-11.8
Stainless and alloy steel scrap.....		429930-12	0.9	-1.7	6.9	-1.6	-2.5	8.8
Cast iron scrap.....		429930-13	—	—	—	—	—	—
Nonferrous metal scrap.....		429930-2	-1.0	-0.1	3.5	-1.9	-0.4	4.6
Copper base scrap.....		429930-21	0.8	1.3	2.1	-0.8	2.2	5.0
No 1 copper wire, heavy.....		429930-211	-0.5	1.4	2.3	-0.7	1.2	6.5
No 2 copper wire, mixed.....		429930-212	1.4	1.7	3.3	-1.3	2.0	6.1
Yellow brass scrap.....		429930-213	1.8	0.6	0.6	-0.8	4.9	0.2
Used beverage can scrap.....		429930-223	-8.6	1.0	-2.0	3.7	6.1	7.2
Other nonferrous scrap (including lead, zinc and precious metals).....		429930-23	-12.7	-5.7	8.3	-5.9	-10.0	13.4
Recyclable paper.....		429930-3	—	4.0	2.6	7.9	1.8	—
News and other low grade recyclable paper.....		429930-31	—	7.1	4.2	13.8	3.5	—
Corrugated recyclable paper.....		429930-33	—	3.1	1.2	6.0	—	—
High grade recyclable paper (including pulp substitutes and deinking).....		429930-34	—	5.7	6.2	11.3	2.9	—
Recyclable materials, excluding metals and paper.....		429930-4	—	-11.4	12.4	-24.2	-0.6	—

See footnotes at end of table.

Table 12. Producer price index percentage changes for the net output of selected industries and their products, not seasonally adjusted — Continued
 [March 2024]

Title ¹	Industry code	Product code	Unadjusted 12-month percent change ²	Unadjusted 1-month percent change ²					
				Mar. 2023 to Mar. 2024 ^P	Oct. to Nov.	Nov. to Dec. ^P	Dec. to Jan. ^P	Jan. to Feb. ^P	Feb. to Mar. ^P
Material recyclers - Continued									
Recyclable plastics.....		429930-42	-	9.7	-3.7	-1.0	-3.6	-	
Other receipts.....		429930-SM1							
Motor vehicle and parts dealers.....	441		-16.9	-1.6	-2.3	-5.8	-0.9	-0.3	
Automobile dealers.....	4411		-23.1	-3.0	-3.0	-7.6	-1.2	-0.8	
New car dealers.....	44111		-23.1	-3.0	-3.0	-7.6	-1.2	-0.8	
New car dealers.....	441110		-25.1	-2.9	-3.7	-8.2	-1.3	-0.9	
Primary services.....		441110-P	-29.5	-2.7	-5.5	-9.7	-1.5	-1.2	
Vehicle sales.....		441110-1	-40.7	-3.9	-7.7	-14.2	-2.5	-1.9	
New vehicle sales.....		441110-101	-42.8	-3.3	-7.8	-15.6	-4.2	-2.2	
Used vehicle sales.....		441110-102	-27.2	-7.5	-6.9	-5.5	6.7	0.0	
Service labor and parts.....		441110-2	9.6	0.7	0.2	0.8	0.4	0.0	
Other receipts.....		441110-SM	-4.6	-3.8	3.4	-2.6	-0.3	0.0	
Recreational vehicle dealers.....	44121		-3.3	3.2	-6.1	-4.0	10.5	0.4	
Recreational vehicle dealers.....	441210		-3.3	3.2	-6.1	-4.0	10.5	0.4	
Primary services.....		441210-P	-3.9	3.2	-5.4	-5.2	11.2	0.4	
Recreational vehicle dealer services.....		441210-1	-3.9	3.2	-5.4	-5.2	11.2	0.4	
Boat dealers.....	441222		-17.9	-3.2	6.2	-9.5	-3.0	0.1	
Primary services.....		441222-P	-20.3	-3.6	7.0	-10.6	-3.4	0.1	
Boat dealer services.....		441222-1	-20.3	-3.6	7.0	-10.6	-3.4	0.1	
Automotive parts, accessories and tire retailers.....	4413		3.3	2.6	-1.0	-0.2	-1.5	0.8	
Automotive parts and accessories retailers.....	44133		6.0	3.4	-1.1	-0.2	-0.9	1.3	
Automotive parts and accessories retailers.....	441330		6.0	3.4	-1.1	-0.2	-0.9	1.3	
Primary services.....		441330-P	6.0	3.4	-1.1	-0.2	-0.9	1.3	
Automotive parts and accessories store services, in-store retailing.....		441330-A	6.0	3.4	-1.1	-0.2	-0.9	1.3	
Tire dealers.....	44134		-1.8	1.0	-0.9	-0.3	-2.6	0.0	
Tire dealers.....	441340		-1.8	1.0	-0.9	-0.3	-2.6	0.0	
Primary services.....		441340-P	-1.8	1.0	-0.9	-0.3	-2.6	0.0	
Tire dealer services, in-store retailing.....		441340-A	-1.8	1.0	-0.9	-0.3	-2.6	0.0	
Building material & garden supply retailers.....	444		0.2	-2.4	0.3	-0.1	1.8	1.2	
Building material and supplies dealers.....	4441		1.5	-1.6	0.0	-0.3	2.6	1.3	
Building material and supplies dealers.....	44410		1.5	-1.6	0.0	-0.3	2.6	1.3	
Building materials and supplies dealers.....	444100		1.5	-1.6	0.0	-0.3	2.6	1.3	
Primary services.....		444100-P	1.5	-1.6	0.0	-0.3	2.6	1.3	
Building materials and supplies dealer services, in-store retailing.....		444100-A	-2.6	-2.2	0.0	-0.4	-1.0	0.9	
Retailing of building materials, paint, and hardware.....		444100-A1	-3.7	-2.3	-0.1	-0.9	-1.0	0.7	
Retailing of all other goods.....		444100-A2	1.3	-1.8	0.2	1.3	-0.9	1.7	
Lawn and garden equip and supplies retailers.....	4442		-5.9	-6.2	1.6	0.9	-1.9	0.5	
Nursery, garden, and farm supply retailers.....	44424		-5.9	-6.2	1.6	0.9	-1.9	0.5	
Nursery, garden, and farm supply retailers.....	444240		-5.9	-6.2	1.6	0.9	-1.9	0.5	
Primary services.....		444240-P	-5.9	-6.2	1.6	0.9	-1.9	0.5	
Nursery, garden center, and farm supply store services, in-store retailing.....		444240-A	-5.9	-6.2	1.6	0.9	-1.9	0.5	
Food and beverage retailers.....	445		4.4	-0.3	-0.7	2.4	-1.1	1.6	
Grocery retailers.....	4451		4.3	-0.4	-1.2	2.8	-1.1	1.7	
Grocery (except convenience) retailers.....	44511		4.3	-0.4	-1.2	2.8	-1.1	1.7	
Supermarkets and other grocery stores.....	445110		4.3	-0.4	-1.2	2.8	-1.1	1.7	
Primary services.....		445110-P	4.3	-0.4	-1.2	2.8	-1.1	1.7	
Supermarket and other grocery store services.....		445110-3	4.3	-0.4	-1.2	2.8	-1.1	1.7	
Retailing of food and beverage products.....		445110-32	5.1	0.1	-1.4	3.0	-1.1	2.2	
Retailing of fresh meats.....		445110-321	1.5	3.9	-7.5	5.0	-2.8	-1.8	
Retailing of fresh fruits and vegetables.....		445110-322	2.4	-2.0	-3.0	5.4	-0.7	2.9	
Retailing of bakery products.....		445110-323	1.5	3.1	0.1	1.3	-1.7	-2.8	
Retailing of dairy products.....		445110-324	-4.1	4.6	0.0	1.1	-2.1	10.3	
Retailing of deli products.....		445110-325	1.3	-1.8	-0.1	1.4	-0.4	-1.3	
Retailing of frozen food products.....		445110-326	-0.1	-4.1	4.5	-2.7	1.0	0.0	
Retailing of alcoholic beverages.....		445110-327	10.3	0.2	0.1	1.8	1.0	4.8	
Retailing of all other food and beverage products.....		445110-328	11.4	-0.8	-0.2	3.6	-1.2	3.2	

See footnotes at end of table.

Table 12. Producer price index percentage changes for the net output of selected industries and their products, not seasonally adjusted — Continued
 [March 2024]

Title ¹	Industry code	Product code	Unadjusted 12-month percent change ²	Unadjusted 1-month percent change ²					
				Mar. 2023 to Mar. 2024 ^P	Oct. to Nov.	Nov. to Dec. ^P	Dec. to Jan. ^P	Jan. to Feb. ^P	Feb. to Mar. ^P
Supermarkets and other grocery stores - Continued									
Retailing of nonfood products.....		445110-33	0.5	-2.5	-0.1	1.9	-1.1	-1.2	
Retailing of cleaning and paper products.....		445110-331	6.7	-3.6	-1.2	6.8	0.6	-1.6	
Retailing of health and beauty products.....		445110-332	3.1	-1.9	0.6	1.0	1.0	-0.9	
Retailing of all other nonfood products.....		445110-333	-4.6	-2.6	-0.4	0.9	-4.0	-1.3	
Specialty food retailers.....	4452		9.3	0.2	1.7	-0.3	0.1	1.4	
Specialty food retailers.....	445200		9.3	0.2	1.7	-0.3	0.1	1.4	
Primary services.....		445200-P	9.4	0.2	1.7	-0.3	0.1	1.4	
Specialty food retailer services, in-store retailing.....		445200-A	9.4	0.2	1.7	-0.3	0.1	1.4	
Beer, wine, and liquor retailers.....	4453		2.3	0.1	2.3	0.2	-1.7	1.1	
Beer, wine, and liquor retailers.....	44532		2.3	0.1	2.3	0.2	-1.7	1.1	
Beer, wine, and liquor retailers.....	445320		2.3	0.1	2.3	0.2	-1.7	1.1	
Primary services.....		445320-P	2.3	0.1	2.3	0.2	-1.7	1.1	
Beer, wine, and liquor retailer services, in-store retailing.....		445320-A	2.3	0.1	2.3	0.2	-1.7	1.1	
Retailing of beer, wine, and liquor.....		445320-A1	1.1	-0.1	2.9	-0.1	-2.3	1.4	
Retailing of all other goods and sales of prepared foods.....		445320-A2	9.0	1.1	-0.5	1.7	1.2	0.1	
Furniture, home furnishings, electronics, and appliance retailers.....	449		-3.4	-1.2	-2.1	0.9	2.4	-1.3	
Furniture and Home Furnishings Retailers.....	4491		0.0	1.7	-3.3	-0.7	3.3	-1.9	
Furniture retailers.....	44911		-0.7	3.0	-3.9	-2.0	3.6	-2.6	
Furniture retailers.....	449110		-0.8	3.0	-3.9	-2.0	3.7	-2.6	
Primary services.....		449110-P	-0.9	3.1	-4.2	-2.0	3.7	-2.8	
Furniture retailer services, in-store retailing.....		449110-A	-0.9	3.1	-4.2	-2.0	3.7	-2.8	
Other receipts.....		449110-SM	3.3	0.6	2.6	-2.3	1.6	0.3	
Floor covering retailers.....	44912		2.1	-1.9	-1.5	3.2	2.4	0.1	
Floor covering retailers.....	449121		2.1	-1.9	-1.5	3.2	2.4	0.1	
Primary services.....		449121-P	2.1	-1.9	-1.5	3.2	2.4	0.1	
Floor covering retailer services, in-store retailing.....		449121-A	2.1	-1.9	-1.5	3.2	2.4	0.1	
Electronics and appliance retailers.....	4492		-9.1	-6.5	0.3	3.9	0.6	0.0	
Electronics and appliance retailers.....	44921		-9.1	-6.5	0.3	3.9	0.6	0.0	
Electronics and appliance retailers.....	449210		-9.1	-6.5	0.3	3.9	0.6	0.0	
Primary products.....		449210-P	-9.1	-6.5	0.3	3.9	0.6	0.0	
Electronics and appliance retailers services, in-store retailing.....		449210-A	-0.2	-8.4	0.8	2.6	1.1	0.0	
Retailing of entertainment and communication products.....		449210-A1	22.6	-0.6	-0.9	1.2	0.7	-0.1	
Retailing of computers, hardware, software, and supplies.....		449210-A2	3.0	-4.9	3.5	1.7	2.5	0.0	
Retailing of major household appliances.....		449210-A3	-4.3	7.4	-13.0	0.6	0.1	0.7	
Retailing of all other goods.....		449210-A4	-31.8	-26.7	-0.4	7.3	-0.8	0.0	
Electronic and appliance retailers services, online retailing.....		449210-B	-22.4	-2.7	-0.5	6.5	-0.3	-0.1	
General merchandise retailers.....	455		0.1	-2.4	0.7	1.7	1.5	0.4	
Department stores.....	4551		6.8	-5.7	5.1	12.9	-0.3	1.8	
Department stores.....	45511		6.8	-5.7	5.1	12.9	-0.3	1.8	
Department stores.....	455110		6.8	-5.7	5.1	12.9	-0.3	1.8	
Primary services.....		455110-P	6.8	-5.7	5.1	12.9	-0.3	1.8	
Department store services, in-store retailing.....		455110-A	9.5	-2.5	4.8	7.9	0.4	0.9	
Department store services, online retailing.....		455110-B	2.2	-11.9	5.8	23.6	-1.7	3.5	
Other general merchandise retailers.....	4552		-1.0	-1.8	0.0	-0.1	1.8	0.1	
Other general merchandise retailers.....	45521		-1.0	-1.8	0.0	-0.1	1.8	0.1	
Warehouse clubs, supercenters, and other general merchandise retailers.....	455210		-1.0	-1.8	0.0	-0.1	1.8	0.1	
Primary services.....		455210-P	-1.1	-1.8	0.0	-0.1	1.8	0.1	
Warehouse clubs, supercenters, and other general merch. retailer services, in-store retailing.....		455210-A	-2.0	-3.4	0.1	-0.3	3.4	0.2	
Warehouse clubs and supercenters.....		455210-A1	-2.5	-3.8	-0.1	-0.3	3.8	0.2	
All other general merchandise stores.....		455210-A2	2.5	0.0	1.2	0.2	0.4	0.0	
Health and personal care retailers.....	456		-0.5	-0.2	-0.8	-1.8	0.9	0.0	
Health and personal care retailers.....	4561		-0.5	-0.2	-0.8	-1.8	0.9	0.0	
Pharmacies and drug retailers.....	45611		-1.6	-0.4	-0.7	-3.1	0.9	0.0	
Pharmacies and drug retailers.....	456110		-1.6	-0.4	-0.7	-3.1	0.9	0.0	
Primary services.....		456110-P	-1.6	-0.4	-0.7	-3.1	0.9	0.0	

See footnotes at end of table.

Table 12. Producer price index percentage changes for the net output of selected industries and their products, not seasonally adjusted — Continued
 [March 2024]

Title ¹	Industry code	Product code	Unadjusted 12-month percent change ²	Unadjusted 1-month percent change ²				
				Mar. 2023 to Mar. 2024 ^P	Oct. to Nov.	Nov. to Dec. ^P	Dec. to Jan. ^P	Jan. to Feb. ^P
Pharmacies and drug retailers - Continued								
Pharmacy and drug retailer services, in-store retailing.....		456110-A	-4.9	-0.6	-1.2	-4.5	1.4	0.0
Retailing of prescription drugs.....		456110-A1	-9.3	-1.0	-1.6	-6.2	1.9	0.1
Retailing of over-the-counter drugs and all other goods.....		456110-A2	7.5	0.5	-0.3	-0.2	0.4	0.0
Retailing of over-the-counter drugs.....		456110-A21	5.3	0.0	-0.3	-0.1	-4.3	0.0
Retailing of all other goods.....		456110-A22	8.3	0.7	-0.3	-0.2	2.2	0.0
Optical goods retailers.....	45613		12.0	-0.4	0.3	14.6	1.5	0.0
Optical goods retailers.....	456130		11.6	-0.4	0.3	14.2	1.5	0.0
Primary services.....		456130-P	13.8	-0.4	0.3	16.5	1.7	0.0
Optical goods retailer services, in-store retailing.....		456130-A	13.8	-0.4	0.3	16.5	1.7	0.0
Food (health) supplement retailers.....	456191		1.4	4.2	-3.7	-1.2	1.4	0.1
Primary services.....		456191-P	1.4	4.2	-3.7	-1.2	1.4	0.1
Food (health) supplement store services, in-store retailing.....		456191-A	1.4	4.2	-3.7	-1.2	1.4	0.1
Gasoline Stations and Fuel Dealers.....	457		6.0	-5.0	5.6	-7.3	1.6	-0.3
Gasoline stations.....	4571		7.7	-6.5	5.0	-8.5	2.9	-1.5
Gasoline stations.....	45710		7.7	-6.5	5.0	-8.5	2.9	-1.5
Gasoline stations.....	457100		7.7	-6.5	5.0	-8.5	2.9	-1.5
Primary products.....		457100-P	7.9	-6.7	5.0	-8.8	3.1	-1.5
Gasoline station services.....		457100-1	7.9	-6.7	5.0	-8.8	3.1	-1.5
Retailing of automotive fuels and lubricants.....		457100-11	10.6	-7.9	3.4	-9.2	0.5	1.9
Retailing of all other goods, sales of prepared foods, and repair services.....		457100-12	2.7	-3.8	8.5	-7.8	8.4	-7.9
Fuel dealers.....	4572		-2.0	5.8	10.0	0.4	-5.1	7.2
Fuel dealers.....	45721		-2.0	5.8	10.0	0.4	-5.1	7.2
Fuel dealers.....	457210		-2.0	5.8	10.0	0.4	-5.1	7.2
Primary services.....		457210-P	-2.2	5.9	10.0	0.4	-5.3	7.3
Fuel Dealer Services.....		457210-1	-2.2	5.9	10.0	0.4	-5.3	7.3
Clothing and clothing accessories retailers.....	458		1.6	-4.1	1.9	-8.2	10.2	0.9
Clothing retailers.....	4581		-1.3	-5.1	3.3	-10.6	6.8	0.8
Clothing retailers.....	45811		-1.3	-5.1	3.3	-10.6	6.8	0.8
Clothing and clothing accessories retailers.....	458110		-1.3	-5.1	3.3	-10.6	6.8	0.8
Primary services.....		458110-P	-1.3	-5.1	3.3	-10.6	6.8	0.8
Clothing and clothing accessories retailer services, in-store retailing.....		458110-A	-1.2	-6.2	5.1	-11.2	4.3	1.8
Retailing of apparel.....		458110-A1	2.7	-9.1	10.0	-13.6	8.1	1.9
Retailing of men's apparel.....		458110-A11	1.8	-6.4	-1.2	-6.1	8.5	3.4
Retailing of women's apparel.....		458110-A12	2.3	-11.5	16.5	-13.1	6.1	1.3
Retailing of children's apparel.....		458110-A13	6.3	-4.4	6.4	-28.7	17.2	1.2
Retailing of all other goods.....		458110-A2	-10.7	1.4	-6.5	-4.6	-5.2	1.7
Shoe retailers.....	4582		7.6	-5.9	-1.8	-5.6	30.2	1.8
Shoe retailers.....	45821		7.6	-5.9	-1.8	-5.6	30.2	1.8
Shoe retailers.....	458210		7.6	-5.9	-1.8	-5.6	30.2	1.8
Primary services.....		458210-P	7.6	-5.9	-1.8	-5.6	30.2	1.8
Shoe retailer services, in-store retailing.....		458210-A	7.6	-5.9	-1.8	-5.6	30.2	1.8
Jewelry retailers.....	4583		5.1	1.9	0.7	-1.8	2.8	-0.1
Jewelry retailers.....	45831		5.1	1.9	0.7	-1.8	2.8	-0.1
Jewelry retailers.....	458310		5.1	1.9	0.7	-1.8	2.8	-0.1
Primary services.....		458310-P	5.1	1.9	0.7	-1.8	2.8	-0.1
Jewelry retailer services, in-store retailing.....		458310-A	7.9	1.2	0.9	-2.2	3.4	-0.1
Sporting goods and hobby retailers.....	4591		-2.0	-4.5	-4.7	0.8	0.9	-2.7
Sporting goods retailers.....	45911		-2.7	-6.0	-6.4	1.0	1.4	-3.9
Sporting goods retailers.....	459110		-2.7	-6.0	-6.4	1.0	1.4	-3.9
Primary services.....		459110-P	-2.7	-6.1	-6.6	1.0	1.4	-4.0
Sporting goods store services, in-store retailing.....		459110-A	-7.3	-7.9	-8.7	-2.5	1.9	-5.5
Retailing of sporting goods.....		459110-A1	4.0	-6.8	4.1	2.3	1.1	0.9
Hobby, toy, and game retailers.....	45912		-0.4	0.2	0.1	0.4	-0.4	0.4
Hobby, toy, and game retailers.....	459120		-0.4	0.2	0.1	0.4	-0.4	0.4
Primary services.....		459120-P	-0.4	0.2	0.1	0.4	-0.4	0.4

See footnotes at end of table.

Table 12. Producer price index percentage changes for the net output of selected industries and their products, not seasonally adjusted — Continued
 [March 2024]

Title ¹	Industry code	Product code	Unadjusted 12-month percent change ²	Unadjusted 1-month percent change ²				
				Mar. 2023 to Mar. 2024 ^P	Oct. to Nov.	Nov. to Dec. ^P	Dec. to Jan. ^P	Jan. to Feb. ^P
Hobby, toy, and game retailers - Continued								
Hobby, toy, and game store services, in-store retailing.....		459120-A	-0.3	0.0	0.0	-0.1	0.0	0.0
Retailing of hobby and craft goods, toys, and games (including video games) ..		459120-A1	-0.1	0.0	0.0	-0.2	0.0	0.0
Retailing of all other goods.....		459120-A2	-0.5	0.0	0.0	-0.1	0.0	0.0
Book retailers and news dealers.....	4592		1.3	0.9	-1.0	3.0	-2.3	0.0
Book retailers and news dealers.....	45921		1.3	0.9	-1.0	3.0	-2.3	0.0
Book retailers and news dealers.....	459210		1.3	0.9	-1.0	3.0	-2.3	0.0
Primary services.....		459210-P	1.3	0.9	-1.0	3.0	-2.3	0.0
Book retailer and news dealer services, in-store retailing.....		459210-A	1.7	1.2	-1.4	4.0	-3.1	0.0
Retailing of books.....		459210-A1	3.4	1.7	-1.9	5.7	-4.2	0.0
Retailing of all other goods.....		459210-A2	-2.4	0.0	0.0	-0.2	0.0	0.0
Office supplies, stationery, and gift retailers.....	4594		-8.5	0.1	-0.2	0.4	-1.0	0.1
Office supplies, stationery, and gift retailers.....	45940		-8.5	0.1	-0.2	0.4	-1.0	0.1
Office supplies, stationery, and gift retailers.....	459400		-8.5	0.1	-0.2	0.4	-1.0	0.1
Primary services.....		459400-P	-8.5	0.1	-0.2	0.4	-1.0	0.1
Office supplies, stationery, and gift retailer services, in-store retailing.....		459400-A	1.8	0.1	-0.3	0.6	-1.4	0.2
Air transportation.....	481		1.3	-1.3	1.6	-1.1	0.9	3.9
Scheduled air transportation.....	4811		1.1	-1.6	1.9	-1.2	1.0	4.3
Scheduled air transportation.....	48111		1.1	-1.6	1.9	-1.2	1.0	4.3
Scheduled passenger air transportation.....	481111		1.4	-1.7	2.0	-1.1	1.1	4.6
Primary services.....		481111-P	1.4	-1.7	2.0	-1.1	1.1	4.6
Domestic.....		481111-1	3.1	-1.1	0.3	-1.6	3.9	2.2
Domestic first class, including business.....		481111-101	1.5	2.8	-2.4	-8.6	13.7	-2.6
Domestic coach.....		481111-102	3.2	-1.5	0.5	-0.9	3.1	2.6
International.....		481111-2	-2.8	-3.4	7.1	0.1	-6.5	11.7
International first class, including business.....		481111-201	-3.1	-10.5	4.7	8.6	2.5	-0.1
International coach.....		481111-202	-2.7	-2.5	7.3	-0.9	-7.6	13.3
Scheduled freight air transportation.....	481112		-7.5	0.5	-0.6	-3.8	-0.1	-2.6
Primary services.....		481112-P	-8.4	2.9	-0.4	-3.6	-2.4	0.6
Scheduled freight air transportation services.....		481112-1	-8.7	3.1	-0.6	-3.8	-2.7	0.7
Domestic scheduled freight air transportation services.....		481112-101	-3.2	-1.5	-2.3	-0.3	-1.4	-1.9
International scheduled freight air transportation services.....		481112-102	-12.9	7.3	0.8	-6.6	-3.8	3.0
Scheduled mail air transportation services.....		481112-2	-3.8	0.2	2.2	-0.1	1.8	-1.6
Nonscheduled air transportation.....	4812		3.5	1.8	-0.8	0.4	-0.3	0.0
Nonscheduled air transportation.....	48121		3.5	1.8	-0.8	0.4	-0.3	0.0
Nonscheduled air passenger chartering.....	481211		3.5	1.6	-0.7	0.5	-0.3	0.0
Primary services.....		481211-P	4.0	1.8	-0.8	0.6	-0.3	0.0
Domestic nonscheduled air passenger services.....		481211-1	3.5	2.2	-1.0	0.7	-0.4	0.0
International nonscheduled air passenger services.....		481211-2	5.9	0.0	0.0	0.0	0.0	0.0
Nonscheduled air freight chartering.....	481212		3.3	2.2	-0.9	0.1	-0.5	0.0
Primary services.....		481212-P	3.4	2.3	-1.0	0.0	-0.5	0.0
Domestic nonscheduled air freight services.....		481212-1	0.3	-0.2	0.0	0.1	0.0	0.0
International nonscheduled air freight services.....		481212-2	9.6	7.1	-2.7	0.0	-1.3	0.0
Rail transportation.....	482		0.8	0.4	-0.1	1.1	-1.3	0.0
Rail transportation.....	4821		0.8	0.4	-0.1	1.1	-1.3	0.0
Rail transportation.....	48211		0.8	0.4	-0.1	1.1	-1.3	0.0
Line-haul railroads.....	482111		0.8	0.4	-0.1	1.1	-1.3	0.0
Primary services.....		482111-P	0.8	0.4	-0.1	1.1	-1.3	0.0
Freight rail transportation.....		482111-4	0.8	0.4	-0.1	1.1	-1.4	0.0
Carload freight rail transportation.....		482111-411	2.9	0.4	-0.1	1.3	-0.5	0.1
Intermodal freight rail transportation.....		482111-412	-7.3	0.3	0.1	0.0	-5.0	-0.3
Passenger rail transportation.....		482111-5	0.0	0.0	0.0	0.0	0.0	0.0
Coach service class.....		482111-506	0.0	0.0	0.0	0.0	0.0	0.0
All other service classes.....		482111-507	0.0	0.0	0.0	0.0	0.0	0.0
Water transportation.....	483		9.3	-1.6	2.2	1.6	2.1	1.0
Deep sea freight transportation.....	483111		6.0	-3.1	3.1	3.1	0.6	0.8
Primary services.....		483111-P	6.0	-3.1	3.1	3.1	0.6	0.8
Deep sea freight transportation services.....		483111-5	6.0	-3.1	3.1	3.1	0.6	0.8

See footnotes at end of table.

Table 12. Producer price index percentage changes for the net output of selected industries and their products, not seasonally adjusted — Continued
 [March 2024]

Title ¹	Industry code	Product code	Unadjusted 12-month percent change ²	Unadjusted 1-month percent change ²				
				Mar. 2023 to Mar. 2024 ^P	Oct. to Nov.	Nov. to Dec. ^P	Dec. to Jan. ^P	Jan. to Feb. ^P
Coastal and Great Lakes freight transport.....	483113		11.3	-0.6	2.2	0.9	3.6	1.4
Primary services.....		483113-P	11.5	-0.6	2.3	0.6	3.7	1.5
Coastal and intercoastal freight transportation.....		483113-1	16.8	-0.6	3.8	-0.1	5.0	2.1
Great Lakes - St. Lawrence Seaway freight transportation.....		483113-2	-1.4	-0.6	-1.0	-0.9	-0.3	1.7
Coastal and intercoastal towing transportation.....		483113-3	3.6	-0.8	-0.3	3.8	1.8	-0.4
Inland water transportation.....	4832		12.9	0.1	-0.2	-0.3	1.2	0.4
Inland water transportation.....	48321		12.9	0.1	-0.2	-0.3	1.2	0.4
Inland water freight transportation.....	483211		12.9	0.1	-0.2	-0.3	1.2	0.4
Primary services.....		483211-P	13.2	0.1	-0.2	-0.3	1.3	0.4
Inland water freight transportation services.....		483211-3	13.2	0.1	-0.2	-0.3	1.3	0.4
Truck transportation.....	484		-4.7	0.1	-2.1	0.6	0.2	0.4
General freight trucking.....	4841		-5.6	0.5	-2.7	1.0	0.3	0.4
General freight trucking, local.....	48411		0.9	-1.0	3.4	0.2	0.7	1.1
General freight trucking, local.....	484110		0.9	-1.0	3.4	0.2	0.7	1.1
Primary services.....		484110-P	-2.0	-0.2	0.8	0.0	0.1	1.7
General freight trucking services, local.....		484110-1	-2.0	-0.2	0.8	0.0	0.1	1.7
General freight trucking, local, truckload.....		484110-15	-9.3	0.0	-0.2	-0.3	-0.1	0.0
General freight trucking, local, less than truckload.....		484110-16	14.0	-0.6	2.7	0.6	0.6	4.8
General freight trucking, long-distance.....	48412		-7.2	0.8	-4.2	1.2	0.2	0.2
General freight trucking, long-distance TL.....	484121		-11.6	1.7	-5.1	0.7	-0.1	0.1
Primary services.....		484121-P	-6.5	0.5	-1.2	-2.6	2.1	0.1
General freight trucking, long-distance, truckload.....		484121-2	-6.5	0.5	-1.2	-2.6	2.1	0.1
General freight trucking, long-distance LTL.....	484122		5.2	-1.4	-2.0	2.6	0.8	0.5
Primary services.....		484122-P	5.2	-1.4	-2.0	2.6	0.8	0.5
General freight trucking, long-distance less than truckload.....		484122-1	5.2	-1.4	-2.0	2.6	0.8	0.5
Specialized freight trucking.....	4842		-2.0	-1.1	-0.3	-0.4	0.1	0.2
Used household and office goods moving.....	48421		1.5	-0.4	-0.3	-0.3	0.6	0.0
Used household and office goods moving.....	484210		1.5	-0.4	-0.3	-0.3	0.6	0.0
Primary services.....		484210-P	1.5	-0.4	-0.3	-0.3	0.6	0.0
Used household and office goods moving, except local.....		484210-2	3.2	-0.6	-0.4	-1.3	0.9	0.1
Residential moving services, except local.....		484210-21	4.2	-0.6	-0.2	-1.4	1.0	0.0
Commercial and other goods moving services, except local.....		484210-22	-2.7	-1.1	-1.7	-0.2	0.0	0.6
Used household and office goods moving, local.....		484210-4	-1.6	0.0	0.0	1.7	0.0	0.0
Residential moving services, local.....		484210-41	-2.3	0.0	0.0	1.5	0.0	0.0
Commercial and other goods moving services, local.....		484210-42	1.9	0.0	0.0	2.3	0.0	0.0
Specialized freight (except used) trucking, local.....	48422		0.7	-0.3	0.1	0.8	0.0	0.6
Specialized freight (except used goods) trucking, local.....	484220		0.7	-0.3	0.1	0.8	0.0	0.6
Primary services.....		484220-P	2.0	-0.3	0.1	1.0	0.0	0.7
Specialized freight (except used goods) trucking, local.....		484220-6	2.0	-0.3	0.1	1.0	0.0	0.7
Local hazardous materials trucking (except waste).....		484220-601	0.3	-2.0	0.0	0.0	0.0	0.0
Local agricultural products trucking without storage.....		484220-602	-2.4	0.0	0.5	0.0	0.0	0.0
Dump trucking.....		484220-603	1.6	0.0	0.0	1.1	0.0	0.0
Local specialized trucking without storage.....		484220-604	3.6	0.0	0.0	2.3	0.0	0.0
Specialized freight (except used) trucking, long-distance.....	48423		-6.2	-2.2	-0.7	-1.8	0.0	-0.1
Specialized freight (except used goods) trucking, long-distance.....	484230		-6.2	-2.2	-0.7	-1.8	0.0	-0.1
Primary services.....		484230-P	-6.9	-2.4	-0.8	-2.0	0.0	-0.1
Specialized freight (except used goods) trucking, long-distance.....		484230-6	-6.9	-2.4	-0.8	-2.0	0.0	-0.1
Agricultural products trucking, long-distance.....		484230-602	2.5	-2.0	-0.5	-1.8	-0.6	-0.1
All other specialized trucking, long-distance.....		484230-603	-8.3	-2.5	-0.9	-2.1	0.1	-0.1
Pipeline Transportation.....	486		0.8	-0.2	0.0	0.1	-0.7	0.0
Pipeline transportation of crude oil.....	4861		6.2	0.0	0.0	0.7	0.1	0.0
Pipeline transportation of crude oil.....	48611		6.2	0.0	0.0	0.7	0.1	0.0
Pipeline transportation of crude oil.....	486110		6.2	0.0	0.0	0.7	0.1	0.0
Primary services.....		486110-P	5.8	0.0	0.0	0.7	0.1	0.0
Pipeline transportation of crude oil.....		486110-3	5.8	0.0	0.0	0.7	0.1	0.0
Trans-Alaskan Pipeline System transportation.....		486110-311	8.8	0.0	0.0	-0.6	0.0	0.0
Pipeline transportation of crude petroleum, except on the Trans-Alaskan Pipeline System.....		486110-312	5.7	0.0	0.0	0.8	0.1	0.0

See footnotes at end of table.

Table 12. Producer price index percentage changes for the net output of selected industries and their products, not seasonally adjusted — Continued
 [March 2024]

Title ¹	Industry code	Product code	Unadjusted 12-month percent change ²	Unadjusted 1-month percent change ²				
				Mar. 2023 to Mar. 2024 ^P	Oct. to Nov.	Nov. to Dec. ^P	Dec. to Jan. ^P	Jan. to Feb. ^P
Pipeline transportation of natural gas.....	4862		-4.7	-0.3	0.0	-0.1	-1.3	0.0
Pipeline transportation of natural gas.....	48621		-4.7	-0.3	0.0	-0.1	-1.3	0.0
Pipeline transportation of natural gas.....	486210		-4.7	-0.3	0.0	-0.1	-1.3	0.0
Primary services.....		486210-P	-4.7	-0.3	0.0	-0.1	-1.3	0.0
Pipeline transportation of natural gas services.....		486210-1	-4.7	-0.3	0.0	-0.1	-1.3	0.0
Other pipeline transportation.....	4869		10.8	0.0	0.0	0.1	0.1	0.0
Pipeline transportation of refined petroleum products.....	48691		10.8	0.0	0.0	0.1	0.1	0.0
Refined petroleum product pipeline transport.....	486910		10.8	0.0	0.0	0.1	0.1	0.0
Primary services.....		486910-P	10.8	0.0	0.0	0.1	0.1	0.0
Pipeline transportation of refined petroleum products.....		486910-1	10.8	0.0	0.0	0.1	0.1	0.0
Transportation support activities.....	488		2.8	-0.4	3.1	0.3	1.7	-1.4
Air transportation support activities.....	4881		6.5	-0.9	-0.4	0.8	0.3	0.3
Airport operations.....	48811		5.7	-1.6	-0.4	0.3	0.5	0.5
Other airport operations.....	488119		5.7	-1.6	-0.4	0.3	0.5	0.5
Primary services.....		488119-P	5.7	-1.6	-0.4	0.3	0.5	0.5
Aeronautical services.....		488119-5	5.2	0.3	-0.2	0.9	0.2	-0.4
Landing fees.....		488119-501	3.3	0.0	0.0	0.7	1.9	0.0
Terminal rental.....		488119-502	6.3	0.4	-0.5	2.1	-0.8	-0.8
Other aeronautical services.....		488119-503	5.9	0.3	0.0	-1.2	0.0	0.0
Non-aeronautical services.....		488119-6	6.2	-3.6	-0.7	-0.4	0.7	1.5
Airport parking.....		488119-601	7.5	0.0	0.0	2.2	0.0	3.1
Lease space for rental cars.....		488119-602	0.7	-14.1	-3.9	-2.9	9.2	-3.2
Lease space for concessions.....		488119-603	7.2	-2.0	0.8	-4.1	-7.7	6.8
Other non-aeronautical services.....		488119-604	8.3	0.0	0.0	-0.5	0.0	0.0
Other air transportation support activities.....	48819		7.8	0.1	-0.3	1.6	0.0	-0.2
Other support activities for air transport.....	488190		7.8	0.1	-0.3	1.6	0.0	-0.2
Primary services.....		488190-P	7.9	0.2	-0.2	1.6	0.0	-0.2
Other air transportation support activities.....		488190-5	7.9	0.2	-0.2	1.6	0.0	-0.2
Water transportation support activities.....	4883		5.3	0.4	0.5	0.7	0.4	0.8
Port and harbor operations.....	48831		3.3	0.0	-0.6	1.4	0.6	0.3
Port and harbor operations.....	488310		3.3	0.0	-0.6	1.4	0.6	0.3
Primary services.....		488310-P	3.8	0.0	-0.7	1.6	0.7	0.3
Port and harbor services.....		488310-1	3.8	0.0	-0.7	1.6	0.7	0.3
Marine cargo handling.....	48832		5.2	0.8	1.1	0.2	0.5	1.3
Marine cargo handling.....	488320		5.2	0.8	1.1	0.2	0.5	1.3
Primary services.....		488320-P	5.2	0.8	1.1	0.2	0.5	1.3
Movement of containers.....		488320-8	5.4	1.0	1.0	0.1	0.5	1.4
Other marine cargo handling.....		488320-9	4.1	-0.2	1.4	1.1	0.0	0.0
Navigational services to shipping.....	48833		7.3	0.0	0.5	1.0	-0.1	0.2
Navigational services to shipping.....	488330		7.3	0.0	0.5	1.0	-0.1	0.2
Primary services.....		488330-P	7.5	0.0	0.3	1.1	-0.1	0.2
Navigational services to shipping and salvage.....		488330-1	7.5	0.0	0.3	1.1	-0.1	0.2
Freight transportation arrangement.....	4885		-0.6	-0.2	6.7	-0.3	3.3	-3.2
Freight transportation arrangement.....	48851		-0.6	-0.2	6.7	-0.3	3.3	-3.2
Freight transportation arrangement.....	488510		-0.6	-0.2	6.7	-0.3	3.3	-3.2
Primary services.....		488510-P	-0.8	-0.2	7.2	-0.3	3.4	-3.5
Freight forwarding.....		488510-1	-2.3	0.0	0.0	-0.5	-2.3	0.0
Arrangement of freight and cargo n.e.c.....		488510-2	0.3	-0.4	14.0	-0.2	8.1	-6.1
U.S. Postal Service.....	491		7.1	0.0	0.0	0.0	3.2	0.0
U.S. Postal Service.....	4911		7.1	0.0	0.0	0.0	3.2	0.0
U.S. Postal Service.....	49111		7.1	0.0	0.0	0.0	3.2	0.0
U.S. Postal Service.....	491110		7.1	0.0	0.0	0.0	3.2	0.0
Primary services.....		491110-P	7.1	0.0	0.0	0.0	3.2	0.0
Mailing services (market dominant services).....		491110-7	8.4	0.0	0.0	0.0	2.5	0.0
First class mail.....		491110-71	7.6	0.0	0.0	0.0	2.4	0.0
Retail letters.....		491110-711	7.8	0.0	0.0	0.0	3.0	0.0

See footnotes at end of table.

Table 12. Producer price index percentage changes for the net output of selected industries and their products, not seasonally adjusted — Continued
 [March 2024]

Title ¹	Industry code	Product code	Unadjusted 12-month percent change ²	Unadjusted 1-month percent change ²				
				Mar. 2023 to Mar. 2024 ^P	Oct. to Nov.	Nov. to Dec. ^P	Dec. to Jan. ^P	Jan. to Feb. ^P
U.S. Postal Service - Continued								
Commercial letters.....		491110-712	7.7	0.0	0.0	0.0	1.8	0.0
Retail and commercial flats.....		491110-713	7.7	0.0	0.0	0.0	1.8	0.0
Other first class mail and fees.....		491110-714	5.9	0.0	0.0	0.0	3.5	0.0
Periodicals mail.....		491110-72	9.9	0.0	0.0	0.0	1.7	0.0
Outside county.....		491110-721	9.9	0.0	0.0	0.0	1.6	0.0
Other periodicals mail and fees.....		491110-722	9.6	0.0	0.0	0.0	3.4	0.0
Standard class mail.....		491110-73	9.7	0.0	0.0	0.0	3.0	0.0
High density and saturation flats and parcels.....		491110-731	5.6	0.0	0.0	0.0	2.5	0.0
Carrier route basic mail.....		491110-732	12.2	0.0	0.0	0.0	4.1	0.0
Bulk letters.....		491110-733	7.2	0.0	0.0	0.0	1.2	0.0
Bulk flats.....		491110-734	11.1	0.0	0.0	0.0	3.3	0.0
Other standard mail and fees.....		491110-735	23.8	0.0	0.0	0.0	11.2	0.0
Package services mail.....		491110-74	7.2	0.0	0.0	0.0	1.8	0.0
Special services and fees.....		491110-75	8.3	0.0	0.0	0.0	2.1	0.0
Shipping services (competitive services).....		491110-8	4.0	0.0	0.0	0.0	4.8	0.0
Domestic priority mail.....		491110-81	3.9	0.0	0.0	0.0	3.9	0.0
Other shipping services and shipping special services & fees.....		491110-82	4.1	0.0	0.0	0.0	5.4	0.0
Couriers and messengers.....	492		5.3	-0.5	-0.2	5.5	0.3	0.0
Couriers and express delivery services.....	4921		5.7	-0.5	-0.2	5.8	0.3	0.0
Couriers and express delivery services.....	49211		5.7	-0.5	-0.2	5.8	0.3	0.0
Couriers and express delivery services.....	492110		5.7	-0.5	-0.2	5.8	0.3	0.0
Primary services.....		492110-P	5.7	-0.5	-0.2	5.8	0.3	0.0
Standard courier services.....		492110-1	6.2	-0.2	0.1	5.9	0.0	0.2
Expedited courier services.....		492110-2	4.8	-1.1	-0.7	5.6	0.8	-0.4
Domestic expedited courier services.....		492110-201	5.3	-1.1	-0.7	6.2	0.8	-0.4
International expedited courier services.....		492110-202	3.7	-1.1	-0.7	4.3	0.8	-0.4
Local messengers and local delivery.....	4922		-0.8	0.0	0.0	0.0	0.0	0.0
Local messengers and local delivery.....	49221		-0.8	0.0	0.0	0.0	0.0	0.0
Local messengers and local delivery.....	492210		-0.8	0.0	0.0	0.0	0.0	0.0
Primary services.....		492210-P	-0.8	0.0	0.0	0.0	0.0	0.0
Local messengers and local delivery services.....		492210-1	-0.8	0.0	0.0	0.0	0.0	0.0
Warehousing and storage.....	493		2.2	-0.5	-0.1	0.6	3.0	1.2
Warehousing and storage.....	4931		2.2	-0.5	-0.1	0.6	3.0	1.2
General warehousing and storage.....	49311		1.7	-0.4	-0.2	0.8	3.1	1.8
General warehousing and storage.....	493110		1.7	-0.4	-0.2	0.8	3.1	1.8
Primary services.....		493110-P	1.7	-0.4	-0.2	0.8	3.1	1.8
General warehousing and storage services.....		493110-1	1.7	-0.4	-0.2	0.8	3.1	1.8
Refrigerated warehousing and storage.....	49312		4.8	-1.0	0.6	-0.4	2.5	-1.5
Refrigerated warehousing and storage.....	493120		4.8	-1.0	0.6	-0.4	2.5	-1.5
Primary services.....		493120-P	4.8	-1.0	0.6	-0.4	2.5	-1.5
Warehousing and storage of refrigerated goods.....		493120-2	4.8	-1.0	0.6	-0.4	2.5	-1.5
Farm product warehousing and storage.....	49313		4.3	0.0	0.0	0.0	0.0	0.0
Farm product warehousing and storage.....	493130		4.3	0.0	0.0	0.0	0.0	0.0
Primary services.....		493130-P	4.8	0.0	0.0	0.0	0.0	0.0
Farm product warehousing and storage services.....		493130-1	4.8	0.0	0.0	0.0	0.0	0.0
Publishing industries.....	513		3.3	-0.7	1.1	-0.2	0.3	0.4
Newspaper, book, and directory publishers.....	5131		2.3	-0.2	0.7	0.9	1.1	0.1
Newspaper publishers.....	51311		1.8	-0.1	2.6	0.0	0.3	0.0
Newspaper publishers.....	513110		1.8	-0.1	2.6	0.0	0.3	0.0
Primary services.....		513110-P	1.8	-0.1	2.6	0.0	0.3	0.0
Newspaper publishing.....		513110-1	1.8	-0.1	2.6	0.0	0.3	0.0
Newspaper publishing from print publishers.....		513110-11	1.8	-0.1	2.6	0.0	0.3	0.0
Newspaper advertising sales.....		513110-111	-4.2	-0.4	0.0	0.0	0.0	0.0
Newspaper advertising sales, print only.....		513110-1111	-5.0	-0.5	0.0	0.0	0.0	0.0
Newspaper advertising sales, digital only and print and digital bundled.....		513110-1112	0.0	0.0	0.0	0.0	0.0	0.0
Newspaper subscription and single copy sales.....		513110-112	4.5	0.0	3.8	0.0	0.5	0.0
Newspaper subscriptions, print only.....		513110-1121	4.1	0.0	4.1	0.0	0.0	0.0

See footnotes at end of table.

Table 12. Producer price index percentage changes for the net output of selected industries and their products, not seasonally adjusted — Continued
 [March 2024]

Title ¹	Industry code	Product code	Unadjusted 12-month percent change ²	Unadjusted 1-month percent change ²					
				Mar. 2023 to Mar. 2024 ^P	Oct. to Nov.	Nov. to Dec. ^P	Dec. to Jan. ^P	Jan. to Feb. ^P	Feb. to Mar. ^P
Newspaper publishers - Continued									
Newspaper subscriptions, online only and print and online bundled		513110-1122	8.0	0.4	-0.1	0.0	5.8	0.0	
Periodical publishers	51312		-4.4	-1.5	-1.5	0.5	1.4	0.1	
Periodical publishers	513120		-4.4	-1.5	-1.5	0.5	1.4	0.1	
Primary services		513120-P	0.6	0.0	0.0	0.3	0.2	0.0	
Periodical publishing		513120-1	0.6	0.0	0.0	0.3	0.2	0.0	
Periodical publishing from print publishers		513120-11	0.6	0.0	0.0	0.3	0.2	0.0	
Periodicals, advertising sales		513120-111	0.9	0.0	0.0	0.5	0.2	0.0	
Periodicals, subscriptions and single copy sales		513120-112	0.2	0.0	0.0	0.0	0.2	0.0	
Specialized business and professional periodicals, subscriptions and single copy sales		513120-1121	1.2	0.0	0.0	0.0	1.2	0.0	
General and consumer periodicals, subscriptions and single copy sales		513120-1122	0.0	0.0	0.0	0.0	0.0	0.0	
Book publishers	51313		6.6	0.5	1.3	1.9	1.0	0.1	
Book publishers	513130		6.6	0.5	1.3	1.9	1.0	0.1	
Primary services		513130-P	7.4	0.6	1.4	2.1	1.1	0.1	
Book publishing from print publishers		513130-1	7.4	0.6	1.4	2.1	1.1	0.1	
Print book publishing		513130-101	7.4	0.6	1.4	2.1	1.1	0.1	
General adult and juvenile book publishing		513130-1011	2.9	1.9	0.7	1.3	-1.2	-1.2	
General adult book publishing		513130-10111	2.8	0.3	0.5	2.4	-3.3	-0.4	
Juvenile book publishing		513130-10112	3.0	3.7	1.0	0.2	1.1	-2.1	
Textbook publishing, including teachers' editions and workbooks		513130-1012	4.0	-0.3	0.2	0.6	0.9	-1.0	
College textbook publishing		513130-10121	-4.8	-1.0	0.9	2.6	3.4	-3.8	
Elementary and high school textbook publishing		513130-10122	7.3	0.0	0.0	0.0	0.0	0.0	
Technical, scientific, and professional book publishing		513130-1013	12.5	0.5	0.1	4.9	3.4	2.1	
General reference book publishing		513130-1014	13.7	-0.6	12.4	0.3	0.4	-0.2	
Religious book publishing		513130-1015	6.4	-0.2	-0.1	-1.9	4.1	-0.4	
Directory and mailing list publishers	51314		6.2	0.2	-0.2	1.6	2.7	0.6	
Directory and mailing list publishers	513140		6.2	0.2	-0.2	1.6	2.7	0.6	
Primary services		513140-P	6.5	0.2	-0.3	1.6	2.9	0.6	
Directory and mailing list publishing		513140-1	6.5	0.2	-0.3	1.6	2.9	0.6	
Directory and mailing list publishing from print publishers		513140-11	6.4	1.4	1.6	2.9	0.1	1.8	
Directory and mailing list publishing from print - ad sales incl. phone directory listings		513140-111	0.1	0.0	0.0	0.0	0.0	0.0	
Directory and mailing list publishing from print - subscription, content, and licensing sales		513140-112	10.8	2.4	2.6	4.8	0.2	3.0	
Directory and mailing list publishing from Internet publishers		513140-12	6.6	-0.1	-0.8	1.3	3.7	0.2	
Other publishers	51319		0.9	0.0	0.0	0.3	-0.1	0.0	
Greeting card publishers	513191		0.1	0.0	0.0	0.0	0.0	0.0	
Primary services		513191-P	0.1	0.0	0.0	0.0	0.0	0.0	
Greeting card publishing		513191-1	0.1	0.0	0.0	0.0	0.0	0.0	
Greeting card publishing from print publishers		513191-101	0.1	0.0	0.0	0.0	0.0	0.0	
All other publishers	513199		3.1	0.2	0.0	1.0	-0.2	0.1	
Primary services		513199-P	3.2	0.2	0.0	0.7	-0.3	0.1	
All other publishing including yearbooks, art prints, patterns, and trading cards		513199-1	3.2	0.2	0.0	0.7	-0.3	0.1	
All other publishing including yearbooks, art prints, patterns, and trading cards, from print		513199-11	3.2	0.2	0.0	0.7	-0.3	0.1	
Software publishers	5132		4.1	-1.1	1.4	-0.9	-0.2	0.6	
Software publishers	51321		4.1	-1.1	1.4	-0.9	-0.2	0.6	
Software publishers	513210		4.1	-1.1	1.4	-0.9	-0.2	0.6	
Primary services		513210-P	3.1	-1.2	1.5	-1.0	-0.2	0.7	
Software publishing, except games		513210-5	2.2	-1.5	1.6	-1.1	-0.2	1.2	
System & application software publishing, excluding maintenance, tech support & games		513210-505	1.7	-1.6	1.8	-1.9	0.0	0.8	
System software publishing		513210-50501	1.5	-1.1	1.3	-4.5	0.4	0.9	
Application software publishing		513210-50502	1.9	-2.4	2.4	1.4	-0.4	0.6	
Desktop and portable device application software publishing		513210-505021	3.3	-1.8	0.1	2.2	2.0	0.2	
Other application software publishing		513210-505022	0.9	-2.7	3.8	0.9	-1.9	0.8	
Software maintenance, technical support, and other services related to software publishing		513210-506	6.8	0.3	0.2	6.8	-2.9	5.1	
Game software publishing		513210-7	16.2	1.6	0.1	0.2	-0.2	-5.1	
Other receipts		513210-SM	15.1	0.0	0.0	0.0	0.0	-0.1	
Broadcasting, except Internet	516		-7.5	5.5	1.9	-6.2	0.0	-2.9	

See footnotes at end of table.

Table 12. Producer price index percentage changes for the net output of selected industries and their products, not seasonally adjusted — Continued
 [March 2024]

Title ¹	Industry code	Product code	Unadjusted 12-month percent change ²	Unadjusted 1-month percent change ²				
				Mar. 2023 to Mar. 2024 ^P	Oct. to Nov.	Nov. to Dec. ^P	Dec. to Jan. ^P	Jan. to Feb. ^P
Radio and television broadcasting.....	5161		-7.7	2.9	-2.5	-4.5	4.5	-5.9
Radio broadcasting.....	51611		-3.4	6.4	-1.4	-11.8	4.6	0.2
Radio broadcasting stations.....	516110		-3.4	6.4	-1.4	-11.8	4.6	0.2
Primary services.....		516110-P	-3.5	6.5	-1.4	-12.0	4.7	0.2
Radio station services.....		516110-1	-3.5	6.5	-1.4	-12.0	4.7	0.2
Radio station advertising sales.....		516110-101	-4.2	7.8	-1.7	-14.3	5.8	0.2
Radio station advertising sales, local.....		516110-10101	-4.2	6.6	-2.0	-12.3	5.7	1.3
Radio station advertising sales, national and regional.....		516110-10102	-4.1	10.7	-1.0	-18.9	5.9	-2.4
Other radio station services.....		516110-102	0.0	0.0	0.0	0.0	0.0	0.0
Other receipts.....		516110-SM	0.4	-0.2	0.2	0.4	0.0	0.0
Television broadcasting.....	51612		-9.1	1.9	-3.0	-2.1	4.6	-7.8
Television broadcasting stations.....	516120		-9.1	2.0	-3.0	-2.1	4.6	-7.8
Primary services.....		516120-P	-8.5	2.0	-2.8	-1.9	4.3	-7.4
Television station advertising sales.....		516120-3	-14.1	3.4	-4.7	-3.3	7.5	-12.5
Other television station broadcasting services.....		516120-4	0.0	0.0	0.0	0.0	0.0	0.0
Other receipts.....		516120-SM	-3.4	-3.4	0.0	0.0	0.0	0.0
Cable and other subscription programming.....	5162		-7.3	6.8	4.0	-6.9	-2.0	-1.5
Cable and other subscription programming.....	51621		-7.3	6.8	4.0	-6.9	-2.0	-1.5
Media streaming dist svcs, social networks, and other media networks and content providers.....	516210		-7.3	6.8	4.0	-6.9	-2.0	-1.5
Primary services.....		516210-P	-7.7	6.8	4.0	-6.9	-2.0	-1.5
Cable networks.....		516210-1	-10.5	10.3	4.3	-4.7	-4.9	-2.3
Cable network advertising services.....		516210-11	-12.5	12.1	4.9	-5.6	-5.6	-2.7
Cable network programming services.....		516210-12	4.0	-0.7	0.0	1.8	0.0	0.0
Radio network and national syndication services.....		516210-3	-8.3	3.8	10.5	-31.0	12.9	0.0
Telecommunications.....	517		1.1	0.0	0.4	0.6	0.4	-0.1
Wired and wireless telecommunications carriers.....	5173		1.1	0.0	0.4	0.6	0.4	-0.1
Wired and wireless telecommunications carriers.....	51731		1.1	0.0	0.4	0.6	0.4	-0.1
Wired telecommunications carriers.....	517311		1.0	0.0	0.7	1.1	0.6	-0.2
Primary products.....		517311-P	1.0	0.0	0.7	1.1	0.6	-0.2
Local telephone service, except private lines.....		517311-1	1.2	-0.2	0.1	-0.3	0.2	0.4
Residence local telephone service.....		517311-111	2.5	0.0	0.2	0.0	0.2	0.0
Business and other local telephone service.....		517311-112	-1.5	-0.5	-0.2	-1.0	0.4	1.1
Public switched toll service.....		517311-2	2.3	0.3	-0.4	-0.1	-0.5	-0.3
Residence switched toll service.....		517311-21	6.8	0.2	-0.1	0.5	-0.6	-0.1
Business switched toll and other toll service.....		517311-22	-1.8	0.4	-0.7	-0.7	-0.4	-0.5
Private line telephone service.....		517311-3	7.8	0.3	0.2	0.1	2.4	-0.2
All-distance telephone service.....		517311-4	6.9	1.3	0.2	1.3	0.2	0.4
Residential all-distance telephone service.....		517311-401	12.8	0.1	0.2	3.4	0.9	0.2
Business all-distance telephone service.....		517311-402	1.8	2.5	0.2	-0.7	-0.6	0.7
Video programming distribution.....		517311-5	3.7	-1.1	0.0	1.6	2.3	-0.9
Video programming subscriber services.....		517311-501	4.0	-1.2	0.0	1.7	2.5	-1.0
Advertising services.....		517311-502	-0.2	0.1	0.0	-0.3	0.0	0.0
Internet access services.....		517311-6	-0.6	1.2	-0.3	0.8	0.2	0.3
Residential Internet access services.....		517311-601	0.5	1.3	-0.3	1.0	0.0	0.5
Business Internet access services.....		517311-602	-3.4	1.1	-0.1	0.4	0.8	-0.3
Bundled access services.....		517311-7	-0.5	-0.2	1.9	1.6	0.1	-0.2
Other wired telecommunications services.....		517311-9	-0.2	0.0	0.0	0.0	-0.2	0.0
Wireless telecommunications carriers.....	517312		1.3	-0.1	0.0	0.0	0.0	0.0
Primary services.....		517312-P	1.3	-0.1	0.0	0.0	0.0	0.0
Wireless telecommunications services.....		517312-1	1.3	-0.1	0.0	0.0	0.0	0.0
Data processing and related services.....	5182		1.3	0.2	0.2	0.3	0.1	-0.2
Data processing and related services.....	51821		1.3	0.2	0.2	0.3	0.1	-0.2
Data processing, hosting and related services.....	518210		1.3	0.2	0.2	0.3	0.1	-0.2
Primary services.....		518210-P	1.5	0.2	0.3	0.4	0.1	-0.3
Business process management services.....		518210-1	0.3	0.1	0.0	0.0	0.0	0.0
Data management, information transformation, and related services.....		518210-4	0.1	0.0	0.0	0.0	0.0	0.0
Hosting, ASP, and other IT infrastructure provisioning services.....		518210-5	2.5	0.4	0.5	0.6	0.2	-0.5
Other receipts.....		518210-SM	0.0	0.0	0.0	0.0	0.0	0.0
Depository credit intermediation.....	5221		8.8	2.6	-0.5	3.2	1.0	0.0

See footnotes at end of table.

Table 12. Producer price index percentage changes for the net output of selected industries and their products, not seasonally adjusted — Continued
 [March 2024]

Title ¹	Industry code	Product code	Unadjusted 12-month percent change ²	Unadjusted 1-month percent change ²				
				Mar. 2023 to Mar. 2024 ^P	Oct. to Nov.	Nov. to Dec. ^P	Dec. to Jan. ^P	Jan. to Feb. ^P
Commercial banking.....	52211		9.0	2.6	-0.5	3.4	1.1	0.1
Commercial banking.....	522110		9.0	2.6	-0.5	3.4	1.1	0.1
Primary services.....		522110-P	9.0	2.6	-0.5	3.4	1.1	0.1
Loan services.....		522110-1	4.9	3.2	-2.2	4.6	1.0	-0.9
Residential real estate loans, except home equity.....		522110-101	31.0	3.3	10.4	-1.1	9.5	4.2
Nonresidential real estate loans.....		522110-102	2.0	3.9	-3.9	7.3	0.8	-2.6
Home equity loans.....		522110-103	-8.1	-4.7	-2.0	2.5	-5.9	-4.2
Commercial, industrial, and agricultural loans, except real estate.....		522110-105	3.6	4.1	-5.0	4.7	-0.6	-0.4
New and used auto and truck loans.....		522110-106	1.2	9.8	-4.4	5.9	6.6	-1.9
Credit cards, overdraft credit, and related plans.....		522110-107	1.9	2.9	0.1	3.7	0.3	-2.7
Other loan services.....		522110-108	1.5	2.5	-1.6	2.1	0.6	0.2
Deposit services.....		522110-2	21.2	2.5	3.3	1.1	1.2	2.4
Demand deposits.....		522110-201	31.0	1.7	1.2	3.0	0.0	2.2
Time and other deposits.....		522110-202	12.4	3.4	5.6	-0.9	2.4	2.7
Trust services.....		522110-3	2.1	-7.8	-0.1	0.0	2.8	0.0
Other banking services.....		522110-4	0.3	0.5	-0.2	0.0	0.0	0.0
Savings institutions.....	52218		4.9	1.0	0.7	0.5	-1.2	-0.5
Savings institutions and other depository credit intermediation.....	522180		4.9	1.0	0.7	0.5	-1.2	-0.5
Primary services.....		522180-P	4.9	1.0	0.7	0.5	-1.2	-0.5
Loan services.....		522180-1	9.4	2.5	0.7	1.8	-1.5	-3.6
Residential real estate loans, except home equity.....		522180-101	-5.2	1.9	-4.1	5.5	-3.7	-4.6
Nonresidential real estate loans.....		522180-102	12.3	3.1	2.0	2.3	-0.8	-5.1
Home equity loans.....		522180-103	2.3	0.6	1.1	2.3	0.9	-5.4
Commercial, industrial, and agricultural loans, except real estate.....		522180-105	10.8	2.3	5.3	-3.0	-1.4	-3.9
New and used auto and truck loans.....		522180-106	25.2	2.9	-0.3	2.0	0.8	1.5
Credit cards, overdraft credit, and related plans.....		522180-109	28.7	4.5	-1.2	3.2	-2.6	-1.0
Other loan services.....		522180-111	0.9	0.5	-1.5	2.7	-1.3	-2.9
Deposit services.....		522180-2	-5.9	-2.7	0.9	-3.1	-0.6	8.7
Demand deposits.....		522180-201	21.8	0.6	3.4	-1.9	3.5	6.2
Time and other deposits.....		522180-202	-13.9	-3.9	-0.1	-3.6	-2.3	9.8
Trusts and other banking services.....		522180-3	13.3	0.0	0.0	0.9	0.0	0.0
Security, commodity contracts and like activity.....	523		12.8	-0.7	1.7	3.1	0.2	2.0
Securities and commodity contracts intermediation and brokerage.....	5231		12.4	0.5	1.0	0.3	0.1	3.3
Investment banking and securities intermediation.....	52315		12.4	0.5	1.0	0.3	0.1	3.3
Investment banking and securities intermediation.....	523150		12.4	0.5	1.0	0.3	0.1	3.3
Primary services.....		523150-P	12.4	0.5	1.0	0.3	0.1	3.3
Securities brokerage.....		523150-1	11.0	0.0	1.6	0.7	0.1	1.1
Brokerage services.....		523150-101	4.4	-0.2	1.5	0.9	0.0	0.4
Brokerage services, equities and ETFs.....		523150-1011	11.6	-0.2	3.9	1.9	0.0	0.9
Brokerage services, all other securities.....		523150-1012	0.1	-0.2	0.0	0.2	0.0	0.0
Other securities related services including margin lending and mutual fund sales.....		523150-102	14.1	0.1	1.6	0.6	0.1	1.4
Investment banking and securities dealing.....		523150-2	13.2	0.8	0.6	0.1	0.2	4.8
Dealer transactions.....		523150-201	15.4	2.9	4.4	-0.3	8.5	9.2
Dealer transactions, equity securities.....		523150-2011	40.1	1.9	7.4	-3.5	18.9	14.9
Dealer transactions, debt securities and all other trading.....		523150-2012	-15.5	4.3	0.2	4.6	-6.3	-0.9
Investment banking services.....		523150-202	16.1	-0.7	-0.7	0.3	3.4	7.6
Other securities dealing services.....		523150-203	9.9	0.6	-0.6	0.1	-6.3	0.2
Portfolio management and investment advice.....	52394		13.3	-1.8	2.4	5.6	0.3	0.8
Portfolio management and investment advice.....	523940		13.3	-1.8	2.4	5.6	0.3	0.8
Primary services.....		523940-P	13.3	-1.8	2.4	5.6	0.3	0.8
Portfolio management.....		523940-1	13.5	-1.7	1.6	6.1	0.2	0.5
Mutual fund and exchange traded fund management.....		523940-11	5.9	-3.9	2.0	4.8	0.3	1.0
Management of equity funds.....		523940-1101	5.0	-6.0	1.8	5.4	0.6	1.6
Management of bond funds.....		523940-1102	0.3	-0.8	2.6	5.4	-0.1	0.2
Management of other funds.....		523940-1103	14.3	0.1	1.9	2.5	0.0	0.0
Private portfolio management.....		523940-12	17.9	-0.6	1.4	6.8	0.1	0.2
Management of equity private portfolios.....		523940-1201	28.2	-0.7	2.0	9.8	0.2	0.3
Management of bond private portfolios.....		523940-1202	5.9	-0.1	0.5	2.9	0.0	0.0
Management of other private portfolios.....		523940-1203	2.5	-0.5	0.6	1.4	0.0	0.1
Investment advice.....		523940-2	12.0	-2.2	7.2	2.5	0.8	2.8
Investment advisory services.....		523940-21	12.0	-2.2	7.2	2.5	0.8	2.8

See footnotes at end of table.

Table 12. Producer price index percentage changes for the net output of selected industries and their products, not seasonally adjusted — Continued
 [March 2024]

Title ¹	Industry code	Product code	Unadjusted 12-month percent change ²	Unadjusted 1-month percent change ²				
				Mar. 2023 to Mar. 2024 ^P	Oct. to Nov.	Nov. to Dec. ^P	Dec. to Jan. ^P	Jan. to Feb. ^P
Insurance carriers and related activities.....	524		3.0	0.1	0.2	1.0	0.1	0.1
Insurance carriers.....	5241		3.0	0.1	0.2	1.1	0.1	0.1
Direct life/health/medical insurance carriers.....	52411		1.4	0.0	0.0	1.4	0.0	0.0
Direct life insurance carriers.....	524113		-0.9	0.0	0.0	0.0	0.0	0.0
Primary services.....		524113-P	-0.9	0.0	0.0	0.0	0.0	0.0
Life insurance policies.....		524113-1	-1.2	0.0	0.0	0.0	0.0	0.0
Individual life insurance policies.....		524113-101	-1.1	0.0	0.0	-0.1	0.0	0.0
Term life insurance policies.....		524113-10101	0.2	0.0	0.1	0.0	0.0	0.0
Whole life insurance policies.....		524113-10102	0.0	0.0	0.0	0.0	0.0	0.0
Universal life insurance policies.....		524113-10103	-5.0	0.0	0.0	0.0	0.0	0.0
Variable-universal and other individual life insurance policies.....		524113-10105	-0.2	0.0	0.0	-0.2	0.0	0.0
Group life insurance policies.....		524113-102	-1.3	0.0	0.0	0.5	0.0	0.0
Annuities.....		524113-2	0.7	0.0	-0.1	0.3	0.0	0.0
Variable deferred annuities.....		524113-201	0.0	0.0	0.0	0.3	0.0	0.0
Fixed-rate deferred annuities.....		524113-202	2.4	0.0	-0.1	0.0	0.0	0.0
Immediate annuities.....		524113-203	-0.7	0.0	-0.4	0.6	-0.4	0.0
Disability insurance policies.....		524113-3	-0.5	0.0	0.0	-0.5	0.0	0.0
Direct health and medical insurance carriers.....	524114		2.3	-0.1	0.0	1.9	0.0	0.0
Primary services.....		524114-P	2.3	-0.1	0.0	1.9	0.0	0.0
Medical service plans.....		524114-1	2.3	-0.1	0.0	1.9	0.0	0.0
Comprehensive medical service plans.....		524114-101	1.6	-0.1	0.0	0.9	0.1	0.0
Group managed care medical service plans.....		524114-10101	0.7	-0.3	-0.1	1.0	0.2	0.0
Group fee-for-service medical service plans.....		524114-10102	7.3	0.0	0.0	0.0	0.0	0.0
Individual comprehensive medical service plans.....		524114-10103	1.0	0.0	0.0	1.1	0.0	0.0
Non-comprehensive medical service plans.....		524114-103	2.9	0.0	0.0	2.8	0.0	0.0
Dental service plans.....		524114-10301	1.5	0.0	0.0	0.9	0.0	0.0
Supplemental Medicare service plans.....		524114-10302	2.3	0.0	0.0	1.7	0.0	0.0
Other medical service plans.....		524114-10303	3.5	0.0	0.0	3.8	0.0	0.0
Indemnity health insurance plans.....		524114-2	0.1	0.0	0.0	0.0	0.0	0.0
Other direct insurance carriers.....	52412		6.8	0.4	0.7	0.4	0.4	0.2
Direct property and casualty insurers.....	524126		6.8	0.4	0.7	0.4	0.4	0.2
Primary services.....		524126-P	6.8	0.4	0.7	0.4	0.4	0.2
Private passenger auto insurance.....		524126-1	8.6	0.3	0.2	0.9	0.4	0.1
Homeowner's insurance.....		524126-2	9.8	1.6	0.1	0.0	0.9	0.5
Commercial auto insurance.....		524126-3	6.2	0.3	0.0	1.2	0.4	0.5
Non-auto liability insurance.....		524126-4	4.7	0.0	1.4	-0.4	0.0	0.1
Medical malpractice insurance.....		524126-402	-2.9	0.0	0.0	-3.8	0.0	0.0
Product and other non-auto liability insurance.....		524126-403	5.9	0.0	1.6	0.1	0.0	0.1
Commercial multiple peril insurance.....		524126-5	8.9	0.5	5.6	0.0	0.0	0.2
Worker's compensation insurance.....		524126-6	-5.9	-0.8	0.0	-1.6	0.0	0.0
Other property and casualty insurance.....		524126-7	1.0	0.0	0.0	0.7	0.4	0.2
Insurance agencies and brokerages.....	52421		0.5	0.0	0.1	0.0	0.3	0.2
Insurance agencies and brokerages.....	524210		0.5	0.0	0.1	0.0	0.3	0.2
Primary services.....		524210-P	0.3	0.0	0.1	0.0	0.3	0.0
Sale of property and casualty insurance.....		524210-1	-0.3	0.0	0.1	0.0	0.0	0.0
Sale of personal property and casualty insurance.....		524210-101	0.6	0.0	0.1	0.0	0.0	0.0
Sale of private passenger auto insurance.....		524210-10101	0.8	0.0	0.2	0.0	0.0	0.0
Sale of homeowner's insurance.....		524210-10102	0.2	0.0	0.0	0.0	0.0	0.0
Sale of other personal property and casualty insurance.....		524210-10103	0.0	0.0	0.0	0.0	0.0	0.0
Sale of commercial property and casualty insurance.....		524210-102	-1.2	0.0	0.0	0.0	0.0	0.0
Sale of life insurance and annuities.....		524210-2	3.1	0.0	0.0	0.0	3.0	0.0
Sale of health and medical insurance.....		524210-3	0.8	0.0	0.2	0.0	0.0	0.0
Sale of other insurance.....		524210-4	0.1	0.0	0.0	0.0	0.0	0.0
Lessors of nonresidential buildings (except miniwarehouses).....	53112		5.5	1.6	1.1	1.9	-3.7	-0.5
Lessors of nonresidential buildings.....	531120		5.5	1.6	1.1	1.9	-3.7	-0.5
Primary services.....		531120-P	5.5	1.6	1.1	1.9	-3.7	-0.5
Leasing of shopping centers and retail stores.....		531120-1	2.7	4.0	3.2	1.7	-7.0	-2.0
Leasing of professional and office buildings.....		531120-2	2.2	2.1	-1.6	1.3	-2.0	1.1
Leasing of manufacturing and industrial buildings.....		531120-3	6.4	0.0	0.6	5.2	0.0	0.1
Leasing of other nonresidential buildings and facilities.....		531120-7	25.9	-5.3	3.2	2.0	-1.9	-1.7
Lessors of miniwarehouse and self storage units.....	53113		0.8	0.9	0.6	0.0	-1.9	-0.8

See footnotes at end of table.

Table 12. Producer price index percentage changes for the net output of selected industries and their products, not seasonally adjusted — Continued
 [March 2024]

Title ¹	Industry code	Product code	Unadjusted 12-month percent change ²	Unadjusted 1-month percent change ²				
				Mar. 2023 to Mar. 2024 ^P	Oct. to Nov.	Nov. to Dec. ^P	Dec. to Jan. ^P	Jan. to Feb. ^P
Miniwarehouse and self-storage unit operators.....	531130		0.8	0.9	0.6	0.0	-1.9	-0.8
Primary services.....		531130-P	0.9	0.9	0.6	0.0	-1.9	-0.8
Miniwarehouse and self-storage unit operation.....		531130-1	0.9	0.9	0.6	0.0	-1.9	-0.8
Offices of real estate agents and brokers.....	5312		3.3	-0.2	-0.2	-0.5	-0.3	-0.3
Offices of real estate agents and brokers.....	53121		3.3	-0.2	-0.2	-0.5	-0.3	-0.3
Offices of real estate agents and brokers.....	531210		3.3	-0.2	-0.2	-0.5	-0.3	-0.3
Primary services.....		531210-P	3.3	-0.2	-0.2	-0.5	-0.3	-0.3
Real estate brokerage, residential property sales and leases.....		531210-1	5.2	-0.1	0.1	-0.3	-0.4	-0.3
Real estate brokerage, nonresidential property sales and leases including land sales and leases.....		531210-6	-4.5	-0.7	-1.8	-1.0	0.0	-0.1
Real estate brokerage, nonresidential property sales including land sales.....		531210-601	-7.1	-1.4	-2.7	-1.6	0.0	0.0
Real estate brokerage, nonresidential property leases including land leases.....		531210-602	0.7	0.6	0.0	0.0	0.1	-0.2
Real estate property managers.....	53131		5.9	0.3	0.3	0.7	1.5	0.2
Residential property managers.....	531311		5.0	1.1	-0.3	3.5	-0.1	0.0
Primary services.....		531311-P	5.0	1.1	-0.3	3.5	-0.1	0.0
Residential property management services.....		531311-1	5.0	1.1	-0.3	3.5	-0.1	0.0
Nonresidential property managers.....	531312		7.6	-0.9	1.4	-3.7	4.2	0.3
Primary services.....		531312-P	7.6	-0.9	1.4	-3.7	4.2	0.3
Nonresidential property management services.....		531312-1	7.6	-0.9	1.4	-3.7	4.2	0.3
Offices of real estate appraisers.....	531320		-2.6	-0.4	0.0	2.0	0.0	0.0
Primary services.....		531320-P	-2.6	-0.4	0.0	2.0	0.0	0.0
Real estate appraisal services.....		531320-1	-2.6	-0.4	0.0	2.0	0.0	0.0
Automotive equipment rental and leasing.....	5321		-2.9	-4.5	-0.6	-4.9	0.8	5.3
Passenger car rental and leasing.....	53211		-3.8	-6.8	-0.6	-7.5	1.4	8.4
Passenger car rental.....	532111		-3.8	-6.8	-0.6	-7.5	1.4	8.4
Primary services.....		532111-P	-3.8	-6.8	-0.6	-7.5	1.4	8.4
Standard passenger car rental.....		532111-2	-6.6	-9.3	-1.0	-10.5	1.6	11.6
Passenger car rental for business travel.....		532111-211	-3.7	-3.7	4.2	-13.5	0.8	8.8
Passenger car rental for leisure travel.....		532111-221	-7.5	-11.2	-2.8	-9.4	1.9	12.7
Replacement passenger car rental.....		532111-3	4.5	0.9	0.3	0.6	0.8	0.5
Truck, utility trailer and RV rental and leasing.....	53212		-1.0	0.0	-0.4	0.0	-0.2	-0.2
Truck, utility trailer, and RV rental and leasing.....	532120		-1.0	0.0	-0.4	0.0	-0.2	-0.2
Primary services.....		532120-P	-1.1	0.0	-0.5	0.0	-0.4	-0.3
Rental of trucks, truck trailers, RVs.....		532120-1	-5.1	0.8	-1.3	0.0	-1.5	-0.3
Leasing of trucks, truck trailers, and RVs.....		532120-4	1.5	-0.5	-0.1	0.0	0.3	-0.2
Other receipts.....		532120-SM	0.2	0.2	0.4	0.0	0.8	0.0
Other heavy machinery rental and leasing.....	532412		0.3	-0.2	0.2	0.1	-0.8	0.5
Primary services.....		532412-P	0.2	-0.3	0.2	0.1	-1.0	0.5
Construction equipment rental and leasing.....		532412-1	0.3	-0.4	0.3	0.1	-1.4	0.7
Oilfield and well drilling equipment rental and leasing.....		532412-2	0.0	0.0	0.0	0.0	0.0	0.0
Other receipts.....		532412-SM	0.6	0.0	0.0	0.0	0.0	0.2
Legal services.....	5411		6.2	-0.2	0.1	3.8	1.2	-0.2
Offices of lawyers.....	54111		6.2	-0.2	0.1	3.8	1.2	-0.2
Offices of lawyers.....	541110		6.2	-0.2	0.1	3.8	1.2	-0.2
Primary services.....		541110-P	6.2	-0.2	0.1	3.8	1.2	-0.2
Labor and employment legal services.....		541110-A	5.1	-0.7	0.2	1.8	0.5	-0.6
Other legal services.....		541110-C	0.5	0.0	0.0	0.5	0.0	0.0
Real estate legal services.....		541110-2	4.0	-1.0	0.5	2.5	0.9	-0.1
Civil negligence legal services.....		541110-3	5.2	0.1	0.1	3.8	0.7	0.0
Defendant representation.....		541110-301	4.4	0.0	0.0	3.4	1.1	0.0
Plaintiff representation.....		541110-302	6.3	0.2	0.2	4.4	0.1	0.1
Wills, estate planning, and probate.....		541110-6	0.7	0.0	0.0	0.7	0.0	0.0
Business and commercial legal services.....		541110-9	9.6	-0.1	0.2	5.7	2.1	-0.4
Tax legal services.....		541110-901	6.4	0.0	0.0	6.2	0.4	0.0
Intellectual property legal services.....		541110-902	7.6	-0.5	-1.0	5.5	0.5	-0.6
Bankruptcy and other business and commercial legal services.....		541110-903	10.2	0.0	0.4	5.8	2.5	-0.3
Offices of certified public accountants.....	541211		8.6	1.0	-0.7	3.1	1.5	0.0
Primary services.....		541211-P	9.0	0.3	-0.4	3.2	1.3	0.0
Other accounting services.....		541211-A	11.0	2.4	-3.5	2.7	-0.6	0.1
Financial auditing.....		541211-4	12.1	0.4	0.4	4.4	0.1	-0.1

See footnotes at end of table.

Table 12. Producer price index percentage changes for the net output of selected industries and their products, not seasonally adjusted — Continued
 [March 2024]

Title ¹	Industry code	Product code	Unadjusted 12-month percent change ²	Unadjusted 1-month percent change ²				
				Mar. 2023 to Mar. 2024 ^P	Oct. to Nov.	Nov. to Dec. ^P	Dec. to Jan. ^P	Jan. to Feb. ^P
Offices of certified public accountants - Continued								
Tax preparation and planning.....		541211-5	4.6	-1.0	0.0	1.8	3.6	-0.1
Bookkeeping and compilation.....		541211-9	9.9	0.6	0.4	4.2	1.5	0.3
Other accounting services.....	541219		9.9	-1.5	2.0	7.3	0.0	0.0
Primary services.....		541219-P	9.9	-1.5	2.0	7.3	0.0	0.0
Other accounting services (non-CPA firms).....		541219-1	9.9	-1.5	2.0	7.3	0.0	0.0
Architectural, engineering and related services.....	5413		2.5	0.0	0.0	1.0	0.1	0.0
Architectural services.....	54131		1.9	0.0	0.0	0.5	0.0	0.0
Architectural services.....	541310		1.9	0.0	0.0	0.5	0.0	0.0
Primary services.....		541310-P	2.1	0.0	0.0	0.5	0.0	0.0
Residential building projects.....		541310-1	0.1	0.0	0.0	0.4	0.0	0.0
Nonresidential building projects.....		541310-7	2.7	0.0	0.0	0.6	0.1	0.0
Commercial and industrial building projects.....		541310-71	3.0	0.1	0.1	0.4	0.1	0.0
Institutional building projects.....		541310-72	2.8	0.0	0.0	0.9	0.1	0.0
Other architectural services, incl. historic restoration & architectural consulting services.....		541310-8	2.3	0.0	0.0	0.0	0.0	0.0
Engineering services.....	54133		2.6	0.0	0.0	1.1	0.1	0.0
Engineering services.....	541330		2.6	0.0	0.0	1.1	0.1	0.0
Primary services.....		541330-P	2.7	0.0	0.0	1.2	0.1	0.0
Building related engineering projects.....		541330-1	2.6	0.0	0.0	0.2	0.0	0.0
Residential building engineering projects.....		541330-101	0.0	0.0	0.0	0.0	0.0	0.0
Commercial, public, and institutional building engineering projects.....		541330-102	1.7	0.0	0.0	0.8	0.0	0.0
Industrial and manufacturing plant and process engineering projects.....		541330-103	3.5	0.0	0.0	-0.1	0.0	0.0
Non-building related engineering projects.....		541330-2	2.8	0.0	0.0	1.8	0.1	0.0
Transportation engineering projects.....		541330-201	3.1	0.0	0.0	1.5	0.1	0.0
Highway and roadway engineering projects.....		541330-20101	2.7	0.0	0.0	1.2	0.1	0.0
Other transportation engineering projects, including mass transit engineering projects.....		541330-20102	3.6	0.0	0.0	2.1	0.1	0.0
Municipal utility and power generation and distribution engineering projects.....		541330-202	3.8	0.0	0.0	2.2	0.4	0.0
All other non-building related engineering projects.....		541330-203	2.2	0.0	0.0	1.9	0.0	0.1
Other receipts.....		541330-SM	1.1	0.0	0.0	0.0	0.0	0.0
Management and technical consulting services.....	5416		4.0	0.4	0.5	-0.1	0.0	0.2
Management consulting services.....	54161		4.0	0.4	0.5	-0.1	0.0	0.2
Management consulting services.....	541610		4.8	1.3	0.7	0.0	-0.1	0.2
Primary services.....		541610-P	5.4	2.0	0.9	0.2	-0.2	0.1
Administrative and general management consulting services.....		541610-1	7.7	3.0	1.5	0.0	0.0	0.0
Marketing consulting services.....		541610-3	0.0	0.0	0.0	0.0	0.0	0.0
Process, physical distribution and logistics consulting services.....		541610-4	6.6	2.1	-0.7	1.4	-2.6	1.5
Human resources consulting services.....		541610-5	3.3	0.6	-0.2	0.3	0.0	0.1
Advertising agencies.....	54181		-0.2	0.0	0.0	0.0	0.0	0.0
Advertising agencies.....	541810		-0.1	0.0	0.0	0.0	0.0	0.0
Primary services.....		541810-P	-0.2	0.0	0.0	0.0	0.0	0.0
Advertising agency services.....		541810-4	-0.2	0.0	0.0	0.0	0.0	0.0
Advertising creative services billed separately.....		541810-401	0.1	0.0	0.2	-0.1	0.0	0.0
Advertising placement services, including bundled placement and creative services.....		541810-402	-0.3	-0.1	0.0	0.0	0.0	0.0
Other advertising services billed separately.....		541810-403	0.0	0.0	0.0	0.0	0.0	0.0
Employment services.....	5613		0.0	0.2	0.3	0.0	-0.5	-0.1
Employee leasing services.....	56133		0.2	0.1	0.0	0.0	0.0	0.0
Professional employer organizations.....	561330		0.2	0.1	0.0	0.0	0.0	0.0
Primary services.....		561330-P	0.2	0.1	0.0	0.0	0.0	0.0
Co-employment staffing.....		561330-1	0.2	0.1	0.0	0.0	0.0	0.0
Staffing services (except PEOs).....	56138		-0.2	0.3	0.4	-0.1	-0.9	-0.1
Staffing services (except PEOs).....	561380		-0.2	0.3	0.4	-0.1	-0.9	-0.1
Primary services.....		561380-P	-0.2	0.3	0.5	-0.1	-0.9	-0.1
Temporary help services.....		561380-1	0.7	0.3	0.4	-0.1	0.2	-0.1
Temporary help services, office and clerical.....		561380-101	1.5	0.2	-0.2	-0.1	-1.0	-0.5
Temporary help services, light and heavy industrial.....		561380-102	6.9	1.8	0.4	0.3	1.3	-0.1
Temporary help services, technical and professional.....		561380-103	2.9	-0.1	1.1	0.1	0.4	0.5
Temporary help services, medical.....		561380-104	-18.3	-1.5	-0.6	-1.9	0.1	-2.0

See footnotes at end of table.

Table 12. Producer price index percentage changes for the net output of selected industries and their products, not seasonally adjusted — Continued
 [March 2024]

Title ¹	Industry code	Product code	Unadjusted 12-month percent change ²	Unadjusted 1-month percent change ²					
				Mar. 2023 to Mar. 2024 ^P	Oct. to Nov.	Nov. to Dec. ^P	Dec. to Jan. ^P	Jan. to Feb. ^P	Feb. to Mar. ^P
Staffing services (except PEOs) - Continued									
Temporary help services, other.....		561380-105	-2.1	-0.6	-0.2	0.0	-1.7	0.3	
Employment placement services.....		561380-2	-12.9	0.7	0.8	0.4	-16.1	0.0	
Executive search services.....		561380-3	3.5	-0.9	2.3	-0.4	-0.3	-2.2	
Travel agencies.....	56151		1.7	0.0	-0.3	-0.3	0.1	-0.3	
Travel agencies.....	561510		1.7	0.0	-0.3	-0.3	0.1	-0.3	
Primary services.....		561510-P	1.7	0.0	-0.5	-0.4	0.2	-0.5	
Flight bookings.....		561510-1	-2.6	0.5	-0.4	-0.2	-0.3	-0.6	
Domestic flight bookings.....		561510-111	-3.8	0.6	-0.2	-1.8	-0.8	0.0	
International flight bookings.....		561510-112	-1.7	0.5	-0.5	1.0	0.1	-1.1	
Other travel agency services, except flight bookings.....		561510-2	4.5	-0.3	-0.5	-0.6	0.5	-0.4	
Hotel and car rental bookings.....		561510-211	-5.9	-0.1	-0.1	-1.4	0.1	-0.1	
Hotel bookings.....		561510-2111	-5.9	-0.1	-0.1	-1.3	0.1	-0.1	
Car rental bookings.....		561510-2112	5.3	-0.4	-1.2	-6.8	-0.5	-0.1	
Cruise and tour bookings.....		561510-222	8.8	-0.7	-1.5	-0.9	1.6	-1.2	
Cruise bookings.....		561510-2221	13.6	-0.8	-1.6	-0.6	2.1	-1.4	
Packaged tour bookings.....		561510-2222	-11.4	-0.4	-1.1	-2.4	-0.9	0.0	
All other travel agency services.....		561510-233	7.2	0.0	0.0	0.0	0.0	0.0	
Security guards and patrol services.....	561612		11.6	-0.2	2.4	2.8	0.6	-0.1	
Primary services.....		561612-P	11.6	-0.2	2.4	2.8	0.6	-0.1	
Security guard services.....		561612-1	11.6	-0.2	2.4	2.8	0.6	-0.1	
Janitorial services.....	56172		-0.5	0.4	0.0	0.7	0.0	0.0	
Janitorial services.....	561720		-0.5	0.4	0.0	0.7	0.0	0.0	
Primary services.....		561720-P	-0.5	0.4	0.0	0.7	0.0	0.0	
Janitorial cleaning services.....		561720-5	-0.5	0.4	0.0	0.7	0.0	0.0	
Nonresidential cleaning services.....		561720-51	-0.6	0.5	0.0	0.7	0.0	0.0	
Residential cleaning services.....		561720-52	0.0	0.0	0.0	0.0	0.0	0.0	
Waste collection.....	5621		4.1	0.4	-0.9	0.2	-0.5	2.2	
Waste collection.....	56211		4.1	0.4	-0.9	0.2	-0.5	2.2	
Solid waste collection.....	562111		4.1	0.4	-0.9	0.2	-0.5	2.2	
Primary services.....		562111-P	4.5	0.5	-0.9	0.3	-0.6	2.4	
Solid waste collection services.....		562111-2	4.5	0.5	-0.9	0.3	-0.6	2.4	
Offices of physicians.....	6211		1.8	0.0	0.1	1.4	0.0	0.0	
Offices of physicians.....	62111		1.8	0.0	0.1	1.4	0.0	0.0	
Offices of physicians, except mental health.....	621111		1.8	0.0	0.1	1.4	0.0	0.0	
Primary services.....		621111-P	1.8	0.0	0.1	1.4	0.0	0.0	
One and two physician practices and single specialty group practices.....		621111-4	-0.3	0.0	0.1	-0.4	-0.1	0.0	
General/family practice.....		621111-411	0.6	0.0	0.0	-0.1	0.0	0.0	
Internal medicine.....		621111-412	-0.8	0.0	0.0	-0.7	-0.5	0.0	
General surgery and other surgical specialties.....		621111-413	-0.6	0.0	0.0	-0.6	0.0	0.0	
Pediatrics.....		621111-414	0.4	0.0	0.0	0.0	0.0	0.0	
Obstetrics/gynecology.....		621111-415	0.0	0.0	0.0	0.0	0.0	0.0	
Other specialty.....		621111-419	-0.8	0.0	0.5	-0.7	0.0	0.0	
Multispecialty group practice.....		621111-5	6.4	0.0	0.0	5.3	0.1	0.0	
Offices of dentists.....	6212		2.4	0.1	0.0	0.3	1.9	-0.2	
Offices of dentists.....	62121		2.4	0.1	0.0	0.3	1.9	-0.2	
Offices of dentists.....	621210		2.4	0.1	0.0	0.3	1.9	-0.2	
Primary services.....		621210-P	2.4	0.1	0.0	0.3	1.9	-0.2	
Dental visits and consultations.....		621210-1	1.9	0.2	0.0	0.1	1.7	-0.6	
Private insurance patients: dental visits and consultations.....		621210-11	1.8	0.4	0.0	0.0	1.5	0.0	
Medicare, Medicaid and all other patients: dental visits and consultations.....		621210-12	1.9	0.0	0.0	0.3	2.0	-1.5	
Dental surgical intervention services.....		621210-2	3.7	0.0	0.0	0.2	3.4	0.0	
Private insurance patients: dental surgical intervention services.....		621210-21	1.8	0.0	0.0	0.3	1.3	0.0	
Medicare, Medicaid and all other patients: dental surgical intervention services.....		621210-22	6.3	0.0	0.0	0.0	6.2	0.0	
Dental non-surgical intervention services.....		621210-3	2.4	0.0	0.0	0.4	1.7	0.0	
Private insurance patients: dental non-surgical intervention services.....		621210-31	2.7	0.0	0.0	0.3	2.2	0.1	
Medicare, Medicaid and all other patients: dental non-surgical intervention services.....		621210-32	2.1	0.0	0.0	0.6	1.1	0.0	
Medical and diagnostic laboratories.....	6215		0.1	0.0	0.0	0.2	0.0	-0.3	
Medical and diagnostic laboratories.....	62151		0.1	0.0	0.0	0.2	0.0	-0.3	

See footnotes at end of table.

Table 12. Producer price index percentage changes for the net output of selected industries and their products, not seasonally adjusted — Continued
 [March 2024]

Title ¹	Industry code	Product code	Unadjusted 12-month percent change ²	Unadjusted 1-month percent change ²				
				Mar. 2023 to Mar. 2024 ^P	Oct. to Nov.	Nov. to Dec. ^P	Dec. to Jan. ^P	Jan. to Feb. ^P
Medical laboratories.....	621511		0.1	-0.1	0.0	0.0	0.1	0.1
Primary services.....		621511-P	0.1	-0.1	0.0	0.0	0.1	0.1
Medical laboratory services.....		621511-2	0.1	-0.1	0.0	0.0	0.1	0.1
Medicare patients.....		621511-23	0.1	0.0	0.0	0.1	0.0	0.0
Medicaid patients.....		621511-24	0.0	0.0	0.0	0.0	0.0	0.0
Private insurance patients.....		621511-25	-0.2	-0.1	0.0	0.0	0.0	0.0
All other patients.....		621511-26	1.3	0.0	0.0	0.0	0.3	0.4
Diagnostic imaging centers.....	621512		0.1	0.0	0.0	0.7	0.0	-0.9
Primary services.....		621512-P	0.1	0.0	0.0	0.7	0.0	-0.9
Diagnostic imaging services.....		621512-4	0.1	0.0	0.0	0.7	0.0	-0.9
Medicare and Medicaid patients.....		621512-41	-0.5	0.0	0.0	-0.6	0.0	0.0
Private insurance and all other patients.....		621512-42	0.3	0.0	0.0	1.2	0.0	-1.1
Home health care services.....	6216		3.1	0.0	0.0	0.5	0.0	0.0
Home health care services.....	62161		3.1	0.0	0.0	0.5	0.0	0.0
Home health care services.....	621610		3.1	0.0	0.0	0.5	0.0	0.0
Primary services.....		621610-P	3.1	0.0	0.0	0.5	0.0	0.0
Medicare and Medicaid patients.....		621610-3	3.6	0.0	0.0	0.4	0.0	0.0
Medicare patients.....		621610-31	1.1	0.0	0.0	0.0	0.0	0.0
Medicaid patients.....		621610-32	5.6	0.0	0.0	0.8	0.0	0.0
Private insurance and all other patients.....		621610-4	1.9	0.0	0.0	0.6	0.0	0.0
Private insurance patients.....		621610-41	3.0	0.0	0.0	0.0	0.0	0.0
All other patients.....		621610-42	1.8	0.0	0.0	0.7	0.0	0.0
Other receipts.....		621610-SM	2.8	0.0	0.0	1.0	0.0	0.0
All other ambulatory health care services.....	62199		5.3	1.2	0.7	0.8	0.3	0.2
Blood and organ banks.....	621991		5.3	1.2	0.7	0.8	0.3	0.2
Primary services.....		621991-P	5.2	1.2	0.7	0.8	0.2	0.2
Human blood services.....		621991-1	3.2	1.2	0.5	0.4	-0.1	0.1
Human red blood and whole blood services.....		621991-12	3.5	-0.1	0.4	1.1	-0.3	0.6
Human blood plasma services.....		621991-13	3.2	2.5	0.7	-0.1	-0.1	-0.2
Human blood platelet and other blood services.....		621991-14	2.7	0.0	0.2	0.4	0.5	0.0
Human organ, bone, tissue, and other bank services.....		621991-2	9.7	1.3	1.0	1.6	0.8	0.2
Other receipts.....		621991-SM	9.8	0.1	0.3	1.9	3.1	0.5
Hospitals.....	622		3.6	0.1	-0.1	1.2	0.3	0.0
General medical and surgical hospitals.....	6221		3.5	0.1	-0.1	1.3	0.3	0.0
General medical and surgical hospitals.....	62211		3.5	0.1	-0.1	1.3	0.3	0.0
General medical and surgical hospitals.....	622110		3.5	0.1	-0.1	1.3	0.3	0.0
Primary services.....		622110-P	3.7	0.1	-0.1	1.3	0.3	0.0
Certain infectious and parasitic diseases.....		622110-201	4.1	0.0	0.0	3.2	0.0	0.0
Neoplasms.....		622110-202	4.4	0.0	0.0	1.9	0.2	0.0
Diseases of the blood & blood-forming organs & certain disorders involving the immune mechanism.....		622110-203	5.3	0.0	5.7	-0.5	0.1	0.0
Endocrine, nutritional and metabolic diseases.....		622110-204	2.1	0.0	0.0	2.7	0.0	0.0
Mental and behavioural disorders.....		622110-205	3.7	0.0	0.0	10.9	0.0	0.0
Diseases of the nervous system.....		622110-206	0.7	0.0	-2.6	0.9	0.0	0.0
Diseases of the circulatory system.....		622110-209	1.7	0.0	-0.4	1.0	0.0	0.0
Diseases of the respiratory system.....		622110-210	7.8	0.0	0.4	0.1	0.0	0.0
Diseases of the digestive system.....		622110-211	5.3	-0.1	0.0	1.0	0.8	0.0
Diseases of the skin and subcutaneous tissue.....		622110-212	2.7	0.0	0.0	0.2	-0.2	0.0
Diseases of the musculoskeletal system and connective tissue.....		622110-213	3.0	-0.1	-0.5	0.3	0.0	0.3
Diseases of the genitourinary system.....		622110-214	6.0	2.2	-0.3	1.3	0.2	0.0
Pregnancy, childbirth and the puerperium.....		622110-215	8.5	0.3	2.1	1.2	0.1	0.0
Certain conditions originating in the perinatal period.....		622110-216	6.0	-0.2	0.0	0.0	0.1	0.0
Symptoms, signs and abnormal clinical and laboratory findings, not elsewhere classified.....		622110-218	2.0	0.0	0.2	-0.2	-0.4	0.0
Injury, poisoning and certain other consequences of external causes.....		622110-219	4.5	0.0	0.0	1.3	0.6	0.0
Factors influencing health status and contact with health services.....		622110-221	3.3	0.0	0.0	0.3	1.6	0.0
Other diseases.....		622110-223	4.2	0.0	-0.3	1.2	0.3	0.0
Psychiatric and substance abuse hospitals.....	6222		1.9	0.0	0.0	-0.2	0.0	0.0
Psychiatric and substance abuse hospitals.....	62221		1.9	0.0	0.0	-0.2	0.0	0.0
Psychiatric and substance abuse hospitals.....	622210		1.9	0.0	0.0	-0.2	0.0	0.0
Primary services.....		622210-P	1.9	0.0	0.0	-0.2	0.0	0.0

See footnotes at end of table.

Table 12. Producer price index percentage changes for the net output of selected industries and their products, not seasonally adjusted — Continued
 [March 2024]

Title ¹	Industry code	Product code	Unadjusted 12-month percent change ²	Unadjusted 1-month percent change ²				
				Mar. 2023 to Mar. 2024 ^P	Oct. to Nov.	Nov. to Dec. ^P	Dec. to Jan. ^P	Jan. to Feb. ^P
Psychiatric and substance abuse hospitals - Continued								
Psychiatric hospitals.....		622210-3	2.1	0.0	0.0	-0.6	0.0	0.0
Medicare patients: psychiatric hospitals.....		622210-31	0.2	0.0	0.0	-0.3	0.0	0.0
Medicaid patients: psychiatric hospitals.....		622210-32	6.9	0.0	0.0	0.9	0.0	0.0
Private insurance and all other patients: psychiatric hospitals.....		622210-33	0.5	0.0	0.0	-1.2	0.0	0.0
Other specialty hospitals.....	6223		6.5	0.4	-0.4	0.7	0.6	0.0
Other specialty hospitals.....	62231		6.5	0.4	-0.4	0.7	0.6	0.0
Other specialty hospitals.....	622310		6.5	0.4	-0.4	0.7	0.6	0.0
Primary services.....		622310-P	6.3	0.4	-0.4	0.8	0.7	0.0
Specialty, except psychiatric and substance abuse, hospitals.....		622310-6	6.3	0.4	-0.4	0.8	0.7	0.0
Medicare patients.....		622310-61	2.2	0.5	-0.4	0.8	0.4	0.0
Medicaid patients.....		622310-62	28.4	1.7	0.9	0.9	1.1	0.0
Private insurance and all other patients.....		622310-63	5.0	0.1	-0.7	0.8	0.7	0.0
Nursing care facilities.....	6231		4.0	0.3	1.2	0.3	-0.1	0.0
Nursing care facilities.....	62311		4.0	0.3	1.2	0.3	-0.1	0.0
Nursing care facilities.....	623110		4.0	0.3	1.2	0.3	-0.1	0.0
Primary services.....		623110-P	2.9	0.3	0.0	0.3	-0.1	0.0
Medicare and Medicaid patients.....		623110-1	4.6	0.4	0.0	0.1	0.0	0.1
Medicaid patients.....		623110-101	5.7	0.6	0.0	0.2	-0.1	0.2
Medicare patients.....		623110-102	2.9	0.0	0.0	0.0	0.0	0.0
Private insurance and all other patients.....		623110-3	0.8	0.2	0.0	0.6	-0.2	-0.2
Private insurance patients.....		623110-301	-0.9	0.0	0.0	0.0	0.0	0.0
All other patients.....		623110-302	1.2	0.2	0.1	0.7	-0.3	-0.3
Residential developmental disability homes.....	62321		8.6	0.0	0.0	2.1	0.1	0.0
Residential developmental disability homes.....	623210		8.6	0.0	0.0	2.1	0.1	0.0
Primary services.....		623210-P	6.7	0.0	0.1	2.5	0.1	0.0
Residential intellectual and developmental disability services.....		623210-1	6.7	0.0	0.1	2.5	0.1	0.0
Medicaid patients.....		623210-11	4.8	0.0	0.1	0.6	0.1	0.0
Non-Medicaid patients.....		623210-12	14.0	0.0	0.0	9.6	0.0	0.0
Amusement and theme parks.....	7131		5.5	1.5	2.0	-3.7	2.8	1.6
Amusement and theme parks.....	71311		5.5	1.5	2.0	-3.7	2.8	1.6
Amusement and theme parks.....	713110		5.5	1.5	2.0	-3.7	2.8	1.6
Primary services.....		713110-P	4.4	1.6	2.1	-4.1	3.0	1.4
Amusement and theme park admissions.....		713110-1	4.6	2.3	3.0	-6.0	3.5	1.6
Amusement and theme park food and beverage sales.....		713110-2	0.7	0.0	0.0	0.0	0.0	0.0
Amusement and theme park merchandise sales, games, and other services.....		713110-3	25.0	0.0	0.0	4.0	13.7	4.7
Other receipts.....		713110-SM	24.1	-0.6	0.3	2.4	-0.2	5.2
Golf courses and country clubs.....	71391		4.6	2.1	1.0	2.4	0.4	0.3
Golf courses and country clubs.....	713910		4.6	2.1	1.0	2.4	0.4	0.3
Primary services.....		713910-P	4.8	2.2	1.1	2.5	0.4	0.3
Membership dues and fees.....		713910-1	5.4	0.0	0.0	4.3	0.0	0.0
Greens and guest fees.....		713910-2	3.9	10.6	4.1	0.9	-1.0	1.5
Food and beverage sales.....		713910-3	4.5	0.2	0.7	0.0	2.8	0.0
Equipment rentals and all other golf services.....		713910-4	6.2	0.5	0.0	1.8	0.0	0.0
Fitness and recreational sports centers.....	71394		4.3	0.3	2.1	0.5	-0.9	1.7
Fitness and recreational sports centers.....	713940		4.3	0.3	2.1	0.5	-0.9	1.7
Primary services.....		713940-P	4.5	0.4	2.4	0.4	-1.1	2.0
Fitness and recreational facility memberships.....		713940-1	6.0	0.5	3.4	0.5	-1.5	2.8
Recreational facility admissions, classes, and other fitness center services.....		713940-2	1.1	0.0	0.0	0.2	0.0	0.0
Other receipts.....		713940-SM	2.2	0.0	0.0	1.7	0.0	0.0
Accommodation.....	721		-2.1	-1.7	-1.3	0.3	1.2	0.9
Accommodation.....	7211		-2.1	-1.7	-1.3	0.3	1.2	0.9
Hotels (exc casino hotels) and motels.....	72111		-3.2	-2.6	-0.9	0.6	0.2	1.7
Hotels and motels, except casino hotels.....	721110		-3.2	-2.6	-0.9	0.6	0.2	1.7
Primary services.....		721110-P	-3.4	-2.6	-0.9	0.6	0.3	1.7
Guestroom rental.....		721110-1	-4.9	-3.3	-1.2	0.6	0.1	2.3
Limited service hotels and motels guestroom rental.....		721110-101	-6.0	-5.3	-4.2	-4.4	9.2	3.3
Full service hotels and motels guestroom rental.....		721110-102	-8.1	-5.9	-4.8	-10.1	0.4	6.2

See footnotes at end of table.

Table 12. Producer price index percentage changes for the net output of selected industries and their products, not seasonally adjusted — Continued
 [March 2024]

Title ¹	Industry code	Product code	Unadjusted 12-month percent change ²	Unadjusted 1-month percent change ²				
				Mar. 2023 to Mar. 2024 ^P	Oct. to Nov.	Nov. to Dec. ^P	Dec. to Jan. ^P	Jan. to Feb. ^P
Hotels and motels, except casino hotels - Continued								
Luxury and resort hotels guestroom rental.....		721110-103	-0.9	1.4	5.2	15.5	-4.1	-1.9
Hotel and motel food and beverage and related services.....		721110-2	2.9	0.5	0.1	0.7	0.4	0.2
Hotel and motel food and nonalcoholic beverage and related services.....		721110-201	2.7	0.4	0.0	0.9	0.5	0.2
Hotel and motel alcoholic beverage and related services.....		721110-202	3.4	1.3	0.3	0.1	0.0	0.0
Other hotel and motel services.....		721110-5	2.6	0.4	0.0	0.9	2.5	-2.0
Other receipts.....		721110-SM1	16.4	-1.9	0.9	2.4	-1.2	-0.4
Casino hotels.....	72112		1.3	0.9	-2.5	-0.6	4.0	-1.5
Casino hotels.....	721120		1.3	0.9	-2.5	-0.6	4.0	-1.5
Primary services.....		721120-P	1.3	0.8	-2.7	-0.6	4.3	-1.5
Casino hotel guestroom rental.....		721120-1	-10.2	4.2	-18.6	1.1	23.0	-16.8
Casino hotel food and beverage and related services.....		721120-2	11.2	0.1	0.1	0.4	0.2	2.4
Casino hotel food and nonalcoholic beverage and related services.....		721120-201	10.5	0.0	0.0	0.0	0.0	1.8
Casino hotel alcoholic beverage and related services.....		721120-202	12.8	0.3	0.3	1.4	0.6	3.7
Casino gaming receipts.....		721120-5	1.6	-0.2	1.8	-1.6	0.2	2.5
Other casino hotel services.....		721120-6	14.1	0.8	0.0	5.0	5.4	0.0
Other receipts.....		721120-SM1	4.1	12.6	11.0	-1.3	-17.2	-2.4
Commercial machinery repair and maintenance.....	8113		6.3	0.0	0.3	2.2	-0.1	0.0
Commercial machinery repair and maintenance.....	81131		6.3	0.0	0.3	2.2	-0.1	0.0
Commercial machinery repair and maintenance.....	811310		6.3	0.0	0.3	2.2	-0.1	0.0
Primary services.....		811310-P	6.1	0.0	0.3	2.1	-0.1	0.0
Maintenance and repair services for agricultural, construction, and mining machinery.....		811310-5	5.4	0.0	0.7	1.1	0.0	0.0
Maintenance and repair services for commercial and service industry machinery.....		811310-6	12.2	0.0	0.0	3.4	0.0	0.0
Maintenance and repair services for industrial machinery.....		811310-7	3.8	0.0	0.4	1.7	0.0	0.0
Maintenance and repair services for general purpose machinery.....		811310-8	2.3	0.0	0.0	2.7	-0.9	0.0
Special indexes								
New nonresidential building construction by contractor type/region.....	236400		-1.3	-0.2	0.0	0.3	0.0	0.0
General contractors.....		236400-1	-0.6	-0.2	-0.1	0.3	-0.1	0.1
General contractors, Northeast.....		236400-11	-0.3	0.3	0.0	0.3	-0.3	-0.1
General contractors, South.....		236400-12	-0.9	-0.7	0.0	0.1	0.0	0.4
General contractors, Midwest.....		236400-13	-0.2	0.1	-0.2	0.7	0.0	0.0
General contractors, West.....		236400-14	-0.7	-0.1	-0.1	0.3	0.0	0.1
Plumbing, heating, and air conditioning contractors.....		236400-221	0.4	-0.7	-0.3	0.3	-0.1	-1.1
Plumbing, heating, and air conditioning contractors, Northeast.....		236400-2211	1.6	0.3	-0.4	0.3	0.0	0.1
Plumbing, heating, and air conditioning contractors, South.....		236400-2212	1.1	-0.6	0.3	0.5	0.0	-2.8
Plumbing, heating, and air conditioning contractors, Midwest.....		236400-2213	-0.3	0.0	-0.2	1.0	0.0	0.0
Plumbing, heating, and air conditioning contractors, West.....		236400-2214	-1.3	-2.2	-0.9	-0.6	-0.3	-0.9
Electrical contractors.....		236400-222	-6.2	-0.2	0.1	-0.2	0.2	0.0
Electrical contractors, Northeast.....		236400-2221	-4.5	0.0	0.0	-0.1	0.4	0.5
Electrical contractors, South.....		236400-2222	-6.6	-0.5	0.0	-0.5	0.1	0.0
Electrical contractors, Midwest.....		236400-2223	-7.7	0.0	0.3	0.8	0.1	-0.3
Electrical contractors, West.....		236400-2224	-5.7	0.0	0.0	-0.7	0.3	0.0
Roofing contractors.....		236400-223	3.9	0.1	-0.1	-0.1	0.0	-0.1
Roofing contractors, Northeast.....		236400-2231	1.9	0.0	-0.2	-0.8	0.0	0.0
Roofing contractors, South.....		236400-2232	-	-0.1	-0.3	-	-	-
Roofing contractors, Midwest.....		236400-2233	7.9	0.2	0.0	1.6	0.0	0.0
Roofing contractors, West.....		236400-2234	2.7	0.2	0.1	-0.3	-0.1	0.0
Poured concrete foundation and structure contractors.....		236400-224	-1.2	0.1	0.1	0.9	-0.3	0.2
Poured concrete foundation and structure contractors, Northeast.....		236400-2241	0.7	0.0	0.2	0.7	0.0	0.1
Poured concrete foundation and structure contractors, South.....		236400-2242	-1.7	0.2	-0.1	0.7	-0.7	0.2
Poured concrete foundation and structure contractors, Midwest.....		236400-2243	-1.3	0.0	0.0	1.9	0.0	0.3
Poured concrete foundation and structure contractors, West.....		236400-2244	-1.1	0.0	0.5	0.4	0.0	0.3
New nonresidential building construction by region.....	236500		-1.4	-0.2	0.0	0.3	0.0	0.1
New nonresidential building construction, Northeast.....		236500-1	0.8	0.2	0.3	0.0	0.0	0.6
New nonresidential building construction, South.....		236500-2	-1.7	-0.5	0.0	0.1	-0.1	-0.1
New nonresidential building construction, Midwest.....		236500-3	-1.3	0.0	-0.1	0.9	0.0	0.1
New nonresidential building construction, West.....		236500-4	-2.5	-0.2	-0.1	0.1	0.0	-0.1
Nonresidential building maintenance & repair.....	2381MR		2.7	0.0	0.0	0.3	0.0	0.6
General medical and surgical hospitals by patient type.....	62211A							
Medicare patients.....		62211A-2	2.6	0.0	0.0	0.6	0.0	0.0
Medicaid patients.....		62211A-4	6.9	0.0	0.0	5.7	0.0	0.0

See footnotes at end of table.

Table 12. Producer price index percentage changes for the net output of selected industries and their products, not seasonally adjusted — Continued
 [March 2024]

Title ¹	Industry code	Product code	Unadjusted 12-month percent change ²	Unadjusted 1-month percent change ²				
				Mar. 2023 to Mar. 2024 ^p	Oct. to Nov.	Nov. to Dec. ^p	Dec. to Jan. ^p	Jan. to Feb. ^p
General medical and surgical hospitals by patient type - Continued								
Private insurance and all other patients.....		62211A-6	3.5	0.1	-0.3	0.9	0.5	0.0
Private insurance patients.....		62211A-61	4.4	0.2	-0.3	0.9	0.6	0.0
All other patients.....		62211A-62	-2.8	0.0	-0.1	1.1	0.0	0.0
Premiums for property and casualty insurance ³	924126		4.8	0.3	0.1	0.3	0.3	0.1
Primary services.....		924126-P	4.8	0.3	0.1	0.3	0.3	0.1
Premiums for private passenger auto insurance.....		924126-1	6.5	0.2	0.1	0.5	0.4	0.1
Premiums for homeowner's insurance.....		924126-2	8.6	1.5	0.1	0.0	0.8	0.4
Premiums for commercial auto insurance.....		924126-3	2.1	0.1	0.0	0.4	0.2	0.2
Premiums for non-auto liability insurance.....		924126-4	2.2	0.0	0.5	0.0	0.0	0.1
Premiums for medical malpractice insurance.....		924126-402	-0.6	0.0	0.0	-0.6	0.0	0.0
Premiums for product and other non-auto liability insurance.....		924126-403	2.6	0.0	0.6	0.1	0.0	0.1
Premiums for commercial multiple peril insurance.....		924126-5	1.2	0.3	0.0	0.0	0.0	0.2
Premiums for worker's compensation insurance.....		924126-6	-1.4	-0.5	0.0	-0.4	0.0	0.0
Premiums for other property and casualty insurance.....		924126-7	0.7	0.0	0.0	0.5	0.3	0.0

¹ Industry and product class indexes may include products not shown separately.

² All indexes are subject to revision for 4 months after their originally scheduled publication to incorporate late reports and corrections by survey respondents.

³ The special index for 924126, in which prices reflect premiums only, contrasts with the index shown elsewhere in this table for NAICS 524126, where prices reflect premiums plus the amount of investment income earned on the invested portion of the premium.

^p Preliminary

"-" Data not available.

n.e.c. = Not elsewhere classified.

NOTE: Titles of some industries and products are not shown in this table because they fail to meet our publication criteria.

Table 13. Producer price indexes and percentage changes for special commodity groupings, not seasonally adjusted

[March 2024, Index base 1982=100, unless otherwise indicated]

Title	Other index base	Commodity code		Unadjusted index ¹					Unadjusted 1-month percent change ¹	Unadjusted 12-month percent change ¹
		Group code	Item code	Nov. 2023	Dec. 2023 ^P	Jan. 2024 ^P	Feb. 2024 ^P	Mar. 2024 ^P	Feb. to Mar. ^P	Mar. 2023 to Mar. 2024 ^P
All commodities except farm products.....		SI	006111	255.139	252.235	253.776	257.240	257.167	0.0	-0.3
Industrial commodities less fuels.....		ILF	T15M05	256.211	256.503	257.867	259.001	258.815	-0.1	0.3
Construction materials.....		SI	012011	326.844	327.667	334.310	337.967	333.341	-1.4	0.5
Chemicals and allied products, including synthetic rubber and synthetic fibers and yarns.....		SI	020011	335.416	333.275	330.759	333.881	334.626	0.2	-3.7
Lumber and plywood.....		SI	004011	249.727	253.369	254.753	256.409	260.867	1.7	-2.7
Foods										
All foods.....		SI	013011	261.862	261.864	261.565	265.599	269.011	1.3	1.4
Apples.....	06/08	SI	01102A	122.190	114.182	111.943	110.679	111.941	1.1	-28.0
Berries.....	06/08	SI	01102B	193.663	202.471	226.756	134.374	91.469	-31.9	-30.2
Processed foods.....		SI	095011	263.090	264.335	262.612	264.864	269.624	1.8	2.4
Textiles										
Selected textile mill products.....		SI	134011	197.304	197.307	198.318	197.103	197.810	0.4	-0.4
Hosiery.....		SI	092011	185.248	185.371	185.355	185.355	185.355	0.0	0.8
Underwear and nightwear.....		SI	094011	159.830	159.830	159.830	159.830	159.977	0.1	0.8
Metals										
Steel mill products, including fabricated wire products.....		SI	STEEL1	301.753	308.402	323.890	334.144	309.724	-7.3	-3.7
Finished steel mill products, excluding fabricated wire products.....		SI	STEEL2	288.537	296.602	314.611	327.582	298.543	-8.9	-3.0
Finished steel mill products, including fabricated wire products.....		SI	STEEL3	293.389	300.734	317.533	329.612	302.387	-8.3	-3.2
Special metals and metal products.....		SI	018011	241.114	242.784	244.768	245.670	243.816	-0.8	-0.5
Fabricated metal products.....		SI	017011	283.874	285.223	286.449	286.476	287.004	0.2	1.2
Copper and copper products.....		SI	019011	505.440	514.722	509.310	508.277	534.431	5.1	0.4
Machinery										
Machinery and motive products.....		SI	093011	188.490	188.394	189.512	189.981	190.274	0.2	2.4
Machinery and equipment, except electrical.....		SI	089011	211.251	211.352	212.900	213.686	214.062	0.2	3.3
Agricultural machinery, including tractors.....		SI	024011	331.890	332.650	332.748	333.189	334.868	0.5	2.2
Metalworking machinery.....		SI	021011	250.208	250.209	250.656	251.247	252.515	0.5	3.9
Total tractors.....		SI	023011	296.996	297.217	300.017	300.017	300.017	0.0	4.3
Agriculture machinery and equipment, less parts.....		SI	021012	327.251	328.001	328.098	328.532	330.188	0.5	2.2
Agricultural machinery, excluding tractors.....		SI	024012	343.207	343.727	343.786	344.195	345.772	0.5	2.1
Medical										
Pharmaceutical preparations for human and veterinary use.....		SI	070011	862.322	862.495	872.533	874.292	874.348	0.0	1.6
Pharmaceuticals for human use, prescription.....	06/01	SI	07003	316.306	316.304	318.825	319.075	319.076	0.0	0.8
Pharmaceuticals for human use, non-prescription.....	06/01	SI	07006	144.455	144.636	109.936	110.274	110.274	0.0	-22.2
Health care services, Medicare patients.....	06/14	SI	HCARE1	115.497	115.503	115.444	115.432	115.432	0.0	1.4
Health care services, Medicaid patients.....	06/14	SI	HCARE2	120.451	120.463	124.713	124.778	124.702	-0.1	6.5
Health care services, private insurance patients.....	06/14	SI	HCARE3	126.412	126.555	127.450	128.131	128.148	0.0	3.6
Health care services, all other patients.....	06/14	SI	HCARE4	131.522	131.523	132.911	133.340	133.286	0.0	4.7

¹ All indexes are subject to revision for 4 months after their originally scheduled publication to incorporate late reports and corrections by survey respondents.

p Preliminary

NOTE: See next page for content of indexes on this table.

Table 13 commodity groupings include the following items:

All commodities except farm products: 02 through 15

Industrial commodities less fuels: 03, 04, and 06 through 15

Construction materials: 062101, 0721, 081105, 081106, 081107, 081203, 081204, 082, 0831, 0835, 086, 092, 101502, 101703, 101704, 10250162, 104101, 105, 106, 1071, 107301, 1074051, 107411, 10830225, 1142, 1147, 11490205, 11710143, 11710144, 11710147, 11710216, 11710217, 123101, 1232, 131108, 1321, 1322, 133, 134, 1361, 1362, 137, 1392, 1394, and 139501

Chemicals and allied products, including synthetic rubber and synthetic fibers: 031, 06 less 064, and 071102

Lumber and plywood: 081 and 083

All foods: 011, 017, and 02 less 0261, 0262, and 029

Apples: 01110208, 01110209, 01110211, 01110215, 01110216, 01110220, 01110229, 01110230

Berries: 01110222, 01110224, 01110225, 01110226, 01110227

Processed foods: 02 less 0261, 0262, and 029

Selected textile mill products: 0327, 03370104, 034, 038108083, 03820312, 038303214, 038303216, and 1231

Hosiery: 03810831

Underwear and nightwear: 03810647, 03810761, 038308083

Steel mill products, including fabricated wire products: 1017 and 1088

Finished steel mill products, excluding fabricated wire products: 101703, 101704, 101705, 101706, 101706, 101707, and 101708

Finished steel mill products, including fabricated wire products: 101703, 101704, 101705, 101706, 101706, 101707, 101708, and 1088

Special metals and metal products: 10, 111, and 141

Fabricated metal products: 103 through 108

Copper and copper products: 10210201, 10220131, 102301, 102403, 102502, 10260314, and 102807013

Machinery and motive products: 11 and 14

Machinery and equipment except electrical: 111, 112, 113, 114, 115, 116, 118, and 119

Agriculture machinery, including tractors: 1114 less 111409

Metalworking machinery: 113A, 1132, 113304, 1137, and 1138

Total tractors: 111410 and 112A less 112A03

Agricultural machinery and equipment, less parts (old commodity code 111): 111 less 111409

Agricultural machinery, excluding tractors (old commodity code 1112): 1114 less 111403

Pharmaceutical preparations for human and veterinary use: 0634 and 0638

Pharmaceuticals for human use, prescription: prescription pharmaceutical price quotes from 0638

Pharmaceuticals for human use, non-prescription: non-prescription pharmaceutical price quotes from 0638

Health care services, Medicare patients: Medicare price quotes from 511 and 512

Health care services, Medicaid patients: Medicaid price quotes from 511 and 512

Health care services, private insurance patients: Private insurance price quotes from 511 and 512

Health care services, all other patients: Price quotes from 511 and 512, less Medicare, Medicaid, and private insurance

Note: Weights for the above components are those used for the comprehensive All commodities index.

Table 14. Producer price indexes and percentage changes for net inputs to industries, excluding capital investment, labor, and imports; not seasonally adjusted
 [March 2024, Index base December 2014=100, unless otherwise indicated]

Title	Other index base	Commodity code		Unadjusted index ¹					Unadjusted 1-month percent change ¹	Unadjusted 12-month percent change ¹
		Group code	Item code	Nov. 2023	Dec. 2023 ^P	Jan. 2024 ^P	Feb. 2024 ^P	Mar. 2024 ^P	Feb. to Mar. ^P	Mar. 2023 to Mar. 2024 ^P
Construction										
Inputs to construction industries, excluding capital investment, labor, and imports.....	06/86	IP	230000	149.357	148.710	150.186	150.955	151.505	0.4	1.8
Inputs to construction industries, goods.....		IP	2300001	317.515	315.437	318.564	322.814	324.082	0.4	1.7
Inputs to construction industries, energy.....		IP	23000012	135.584	123.245	123.591	137.734	141.342	2.6	-2.2
Inputs to construction industries, goods less foods and energy....		IP	23000013	151.510	151.822	153.427	154.051	154.307	0.2	2.1
Inputs to construction industries, services.....		IP	2300002	149.021	149.021	150.506	148.863	149.323	0.3	2.0
Inputs to construction industries, trade services ²		IP	23000021	159.337	160.235	161.497	157.483	158.217	0.5	2.6
Inputs to construction industries, transportation and warehousing services.....		IP	23000022	132.018	130.000	129.745	130.651	131.109	0.4	-3.6
Inputs to construction industries, services less trade, transportation, and warehousing.....		IP	23000023	133.570	133.330	135.755	136.067	136.157	0.1	3.9
New construction										
Inputs to new construction, excluding capital investment, labor, and imports.....	06/86	IP	231000	150.067	149.511	150.968	151.725	152.237	0.3	1.8
Inputs to new construction, goods.....		IP	2310001	318.196	316.403	319.368	323.571	324.712	0.4	1.7
Inputs to new construction, energy.....		IP	23100012	134.561	122.349	122.670	137.539	140.629	2.2	-2.6
Inputs to new construction, goods less foods and energy.....		IP	23100013	152.486	152.862	154.383	154.986	155.252	0.2	2.2
Inputs to new construction, services.....		IP	2310002	148.979	148.992	150.553	148.891	149.349	0.3	1.8
Inputs to new construction, trade services ²		IP	23100021	159.996	160.995	162.346	157.925	158.709	0.5	2.1
Inputs to new construction, transportation and warehousing services.....		IP	23100022	132.018	130.000	129.745	130.650	131.109	0.4	-3.6
Inputs to new construction, services less trade, transportation, and warehousing.....		IP	23100023	133.315	133.107	135.542	135.898	135.971	0.1	3.8
Inputs to residential construction industries, excluding capital investment, labor, and imports.....		06/86	IP	231100	147.297	146.683	148.291	149.143	149.647	0.3
Inputs to residential construction industries, goods.....	IP		2311001	310.443	308.642	312.310	316.221	317.430	0.4	1.9
Inputs to residential construction industries, energy.....	IP		23110012	128.282	117.428	117.813	130.288	133.435	2.4	-2.0
Inputs to residential construction industries, goods less foods and energy.....	IP		23110013	150.187	150.309	152.195	153.019	153.344	0.2	2.2
Inputs to residential construction industries, services.....	IP		2311002	147.152	146.905	148.309	147.635	148.033	0.3	3.3
Inputs to residential construction industries, trade services ²	IP		23110021	154.299	154.482	155.771	154.257	154.782	0.3	4.5
Inputs to residential construction industries, transportation and warehousing services.....	IP		23110022	132.018	130.000	129.745	130.651	131.109	0.4	-3.6
Inputs to residential construction industries, services less trade, transportation, and warehousing.....	IP		23110023	136.041	135.781	138.061	138.256	138.385	0.1	3.7
Inputs to single family residential construction, excluding capital investment, labor, and imports.....	06/86		IP	231110	145.842	145.389	146.994	147.699	148.250	0.4
Inputs to single family residential construction, goods.....		IP	2311101	145.108	144.558	146.228	147.780	148.376	0.4	1.6
Inputs to single family residential construction, energy.....		IP	23111012	131.905	121.142	121.566	133.953	137.061	2.3	-1.9
Inputs to single family residential construction, goods less foods and energy.....		IP	23111013	149.368	149.548	151.347	152.146	152.573	0.3	1.9
Inputs to single family residential construction, services.....		IP	2311102	146.885	146.575	148.085	147.555	148.039	0.3	3.3
Inputs to single family residential construction, trade services ²		IP	23111021	153.621	153.738	155.268	154.100	154.713	0.4	4.5
Inputs to single family residential construction, transportation and warehousing services.....		IP	23111022	132.018	130.000	129.745	130.651	131.109	0.4	-3.6
Inputs to single family residential construction, services less trade, transportation, and warehousing.....		IP	23111023	139.013	138.598	141.001	141.221	141.416	0.1	3.9
Inputs to multifamily residential construction, excluding capital investment, labor, and imports.....		06/86	IP	231120	149.043	148.423	149.976	150.778	151.102	0.2
Inputs to multifamily residential construction, goods.....	IP		2311201	150.638	149.760	151.394	153.237	153.495	0.2	2.6
Inputs to multifamily residential construction, energy.....	IP		23112012	133.761	122.779	123.060	135.653	138.760	2.3	-2.8
Inputs to multifamily residential construction, goods less foods and energy.....	IP		23112013	154.448	154.389	156.160	157.147	157.175	0.0	3.1
Inputs to multifamily residential construction, services.....	IP		2311202	147.526	147.267	148.714	148.044	148.463	0.3	3.5
Inputs to multifamily residential construction, trade services ²	IP		23112021	154.566	154.719	156.082	154.488	155.090	0.4	5.1
Inputs to multifamily residential construction, transportation and warehousing services.....	IP		23112022	132.018	130.000	129.745	130.651	131.109	0.4	-3.6
Inputs to multifamily residential construction, services less trade, transportation, and warehousing.....	IP		23112023	129.627	129.447	131.599	131.826	131.899	0.1	3.8
Inputs to other residential construction, excluding capital investment, labor, and imports.....	06/86		IP	231130	146.314	145.624	147.170	148.113	148.595	0.3
Inputs to other residential construction, goods.....		IP	2311301	146.248	145.225	146.912	148.902	149.469	0.4	2.0
Inputs to other residential construction, energy.....		IP	23113012	128.778	117.734	118.109	130.795	134.003	2.5	-2.1
Inputs to other residential construction, goods less foods and energy.....		IP	23113013	148.193	148.264	150.094	150.918	151.197	0.2	2.4
Inputs to other residential construction, services.....		IP	2311302	146.659	146.470	147.805	147.171	147.526	0.2	3.2
Inputs to other residential construction, trade services ²	IP	23113021	155.205	155.413	156.599	155.037	155.529	0.3	4.6	

See footnotes at end of table.

Table 14. Producer price indexes and percentage changes for net inputs to industries, excluding capital investment, labor, and imports; not seasonally adjusted — Continued
 [March 2024, Index base December 2014=100, unless otherwise indicated]

Title	Other index base	Commodity code		Unadjusted index ¹					Unadjusted 1-month percent change ¹	Unadjusted 12-month percent change ¹	
		Group code	Item code	Nov. 2023	Dec. 2023 ^P	Jan. 2024 ^P	Feb. 2024 ^P	Mar. 2024 ^P	Feb. to Mar. ^P	Mar. 2023 to Mar. 2024 ^P	
Inputs to other residential construction, transportation and warehousing services.....		IP	23113022	132.018	130.000	129.745	130.651	131.109	0.4	-3.6	
Inputs to other residential construction, services less trade, transportation, and warehousing.....		IP	23113023	126.283	126.160	128.086	128.277	128.380	0.1	3.4	
Inputs to nonresidential construction, excluding capital investment, labor, and imports.....	06/10	IP	231200	150.053	149.547	150.874	151.452	151.982	0.3	1.5	
Inputs to nonresidential construction, goods.....		IP	2312001	160.640	159.784	161.068	162.983	163.586	0.4	1.7	
Inputs to nonresidential construction, energy.....		IP	23120012	135.233	122.898	123.241	137.361	140.942	2.6	-2.3	
Inputs to nonresidential construction, goods less foods and energy.....		IP	23120013	152.619	153.107	154.409	154.831	155.060	0.1	2.2	
Inputs to nonresidential construction, services.....		IP	2312002	149.401	149.554	151.164	148.992	149.445	0.3	0.9	
Inputs to nonresidential construction, trade services ²		IP	23120021	167.974	169.633	171.074	164.174	165.079	0.6	-0.4	
Inputs to nonresidential construction, transportation and warehousing services.....		IP	23120022	132.018	130.000	129.745	130.650	131.109	0.4	-3.6	
Inputs to nonresidential construction, services less trade, transportation, and warehousing.....		IP	23120023	126.895	126.766	129.043	129.321	129.400	0.1	3.9	
Inputs to commercial and healthcare structures, excluding capital investment, labor, and imports.....		06/10	IP	231210	151.648	151.418	152.464	152.737	153.213	0.3	0.9
Inputs to commercial and healthcare structures, goods.....			IP	2312101	163.665	163.290	164.095	165.608	166.103	0.3	1.4
Inputs to commercial and healthcare structures, energy.....	IP		23121012	132.863	121.770	122.180	134.934	138.146	2.4	-2.0	
Inputs to commercial and healthcare structures, goods less foods and energy.....	IP		23121013	154.010	154.441	155.217	155.804	156.065	0.2	1.6	
Inputs to commercial and healthcare structures, services.....	IP		2312102	150.579	150.662	152.495	149.780	150.298	0.3	-0.1	
Inputs to commercial and healthcare structures, trade services ²	IP		23121021	171.025	172.988	175.269	166.389	167.486	0.7	-2.5	
Inputs to commercial and healthcare structures, transportation and warehousing services.....	IP		23121022	132.018	130.000	129.745	130.651	131.109	0.4	-3.6	
Inputs to commercial and healthcare structures, services less trade, transportation, and warehousing.....	IP		23121023	127.893	127.603	129.884	130.180	130.256	0.1	3.9	
Inputs to commercial structures, excluding capital investment, labor, and imports.....	06/10		IP	231211	152.234	152.035	153.028	153.266	153.706	0.3	0.9
Inputs to commercial structures, goods.....			IP	2312111	150.933	150.595	151.264	152.674	153.075	0.3	1.3
Inputs to commercial structures, energy.....		IP	23121112	132.906	121.722	122.125	134.981	138.222	2.4	-2.0	
Inputs to commercial structures, goods less foods and energy.....		IP	23121113	154.341	154.789	155.488	156.081	156.281	0.1	1.5	
Inputs to commercial structures, services.....		IP	2312112	151.859	152.036	153.869	150.976	151.507	0.4	-0.2	
Inputs to commercial structures, trade services ²		IP	23121121	173.056	175.304	177.660	168.076	169.240	0.7	-2.8	
Inputs to commercial structures, transportation and warehousing services.....		IP	23121122	132.018	130.000	129.745	130.651	131.109	0.4	-3.6	
Inputs to commercial structures, services less trade, transportation, and warehousing.....		IP	23121123	131.419	131.135	133.345	133.606	133.689	0.1	3.8	
Inputs to healthcare structures, excluding capital investment, labor, and imports.....		06/10	IP	231212	151.206	150.878	152.053	152.392	152.876	0.3	1.1
Inputs to healthcare structures, goods.....			IP	2312121	150.321	149.893	150.843	152.219	152.709	0.3	1.5
Inputs to healthcare structures, energy.....	IP		23121212	132.859	121.977	122.400	134.923	138.067	2.3	-1.9	
Inputs to healthcare structures, goods less foods and energy.....	IP		23121213	153.586	153.915	154.917	155.497	155.798	0.2	1.7	
Inputs to healthcare structures, services.....	IP		2312122	150.072	150.005	151.719	149.437	149.896	0.3	0.1	
Inputs to healthcare structures, trade services ²	IP		23121221	167.075	168.499	170.448	163.239	164.148	0.6	-1.5	
Inputs to healthcare structures, transportation and warehousing services.....	IP		23121222	132.018	130.000	129.745	130.651	131.109	0.4	-3.6	
Inputs to healthcare structures, services less trade, transportation, and warehousing.....	IP		23121223	129.001	128.748	131.091	131.368	131.418	0.0	3.8	
Inputs to industrial structures, excluding capital investment, labor, and imports.....	06/10		IP	231220	150.500	150.047	151.432	151.669	152.392	0.5	1.7
Inputs to industrial structures, goods.....			IP	2312201	157.142	156.192	157.239	159.079	159.890	0.5	2.4
Inputs to industrial structures, energy.....		IP	23122012	134.159	122.349	122.719	136.250	139.662	2.5	-2.2	
Inputs to industrial structures, goods less foods and energy.....		IP	23122013	149.231	149.360	150.403	151.030	151.545	0.3	2.8	
Inputs to industrial structures, services.....		IP	2312202	152.805	153.412	155.711	152.351	152.957	0.4	0.1	
Inputs to industrial structures, trade services ²		IP	23122021	175.580	178.705	181.859	170.130	171.669	0.9	-2.4	
Inputs to industrial structures, transportation and warehousing services.....		IP	23122022	132.018	130.000	129.745	130.650	131.109	0.4	-3.6	
Inputs to industrial structures, services less trade, transportation, and warehousing.....		IP	23122023	127.204	127.182	129.613	130.075	130.104	0.0	3.8	
Inputs to other nonresidential construction, excluding capital investment, labor, and imports.....		06/10	IP	231230	149.291	148.661	150.030	150.716	151.248	0.4	1.5
Inputs to other nonresidential construction, goods.....			IP	2312301	159.211	158.172	159.583	161.578	162.197	0.4	1.7
Inputs to other nonresidential construction, energy.....	IP		23123012	133.080	121.283	121.524	134.360	137.571	2.4	-3.8	
Inputs to other nonresidential construction, goods less foods and energy.....	IP		23123013	152.199	152.729	154.209	154.562	154.780	0.1	2.4	
Inputs to other nonresidential construction, services.....	IP		2312302	148.473	148.598	150.059	148.132	148.553	0.3	1.2	
Inputs to other nonresidential construction, trade services ²	IP	23123021	166.410	167.869	168.953	162.920	163.729	0.5	0.3		

See footnotes at end of table.

Table 14. Producer price indexes and percentage changes for net inputs to industries, excluding capital investment, labor, and imports; not seasonally adjusted — Continued
 [March 2024, Index base December 2014=100, unless otherwise indicated]

Title	Other index base	Commodity code		Unadjusted index ¹					Unadjusted 1-month percent change ¹	Unadjusted 12-month percent change ¹
		Group code	Item code	Nov. 2023	Dec. 2023 ^P	Jan. 2024 ^P	Feb. 2024 ^P	Mar. 2024 ^P	Feb. to Mar. ^P	Mar. 2023 to Mar. 2024 ^P
Inputs to other nonresidential construction, transportation and warehousing services.....		IP	23123022	132.018	130.000	129.745	130.650	131.109	0.4	-3.6
Inputs to other nonresidential construction, services less trade, transportation, and warehousing.....		IP	23123023	126.450	126.345	128.556	128.806	128.889	0.1	3.9
Inputs to highways and streets, excluding capital investment, labor, and imports.....		IP	231231	147.325	146.718	148.381	149.134	149.645	0.3	2.1
Inputs to highways and streets, goods.....		IP	2312311	146.669	145.751	147.498	149.358	149.876	0.3	2.5
Inputs to highways and streets, energy.....		IP	23123112	136.516	123.524	123.832	138.701	142.518	2.8	-2.4
Inputs to highways and streets, goods less foods and energy....		IP	23123113	151.456	151.976	153.939	154.270	154.402	0.1	3.1
Inputs to highways and streets, services.....		IP	2312312	146.875	147.127	148.537	146.248	146.728	0.3	1.0
Inputs to highways and streets, trade services ²		IP	23123121	168.480	170.320	171.286	164.282	165.241	0.6	0.1
Inputs to highways and streets, transportation and warehousing services.....		IP	23123122	129.252	127.276	127.026	127.913	128.362	0.4	-3.6
Inputs to highways and streets, services less trade, transportation, and warehousing.....		IP	23123123	125.961	125.861	128.186	128.459	128.542	0.1	4.1
Inputs to power and communication structures, excluding capital investment, labor, and imports.....		IP	231232	146.563	145.871	146.944	147.575	148.171	0.4	1.1
Inputs to power and communication structures, goods.....		IP	2312321	148.843	147.481	148.414	150.649	151.435	0.5	0.9
Inputs to power and communication structures, energy.....		IP	23123212	132.156	121.880	122.199	134.106	136.955	2.1	-2.1
Inputs to power and communication structures, goods less foods and energy.....		IP	23123213	152.343	153.075	154.149	154.114	154.414	0.2	1.5
Inputs to power and communication structures, services.....		IP	2312322	143.406	143.643	144.910	143.298	143.628	0.2	1.5
Inputs to power and communication structures, trade services ²		IP	23123221	163.983	165.346	166.087	160.591	161.325	0.5	0.5
Inputs to power and communication structures, transportation and warehousing services.....		IP	23123222	132.018	130.000	129.745	130.650	131.109	0.4	-3.6
Inputs to power and communication structures, services less trade, transportation, and warehousing.....		IP	23123223	124.178	124.172	125.852	125.937	126.018	0.1	3.0
Inputs to educational and vocational structures, excluding capital investment, labor, and imports.....		IP	231233	150.810	150.482	151.582	151.978	152.509	0.3	1.2
Inputs to educational and vocational structures, goods.....		IP	2312331	149.904	149.482	150.312	151.687	152.265	0.4	1.5
Inputs to educational and vocational structures, energy.....		IP	23123312	127.613	117.022	117.418	129.573	132.610	2.3	-2.0
Inputs to educational and vocational structures, goods less foods and energy.....		IP	23123313	152.041	152.362	153.226	153.816	154.216	0.3	1.7
Inputs to educational and vocational structures, services.....		IP	2312332	150.414	150.327	152.084	149.998	150.401	0.3	0.4
Inputs to educational and vocational structures, trade services ²		IP	23123321	166.169	167.457	169.308	162.796	163.507	0.4	-0.9
Inputs to educational and vocational structures, transportation and warehousing services.....		IP	23123322	132.018	130.000	129.745	130.650	131.109	0.4	-3.6
Inputs to educational and vocational structures, services less trade, transportation, and warehousing.....		IP	23123323	128.728	128.468	130.988	131.372	131.435	0.0	4.1
Inputs to other misc. nonresidential construction, excluding capital investment, labor, and imports.....		IP	231234	148.476	147.899	149.249	150.041	150.445	0.3	1.6
Inputs to other misc. nonresidential construction, goods.....		IP	2312341	146.096	145.261	146.550	148.495	148.882	0.3	1.7
Inputs to other misc. nonresidential construction, energy.....		IP	23123412	135.026	122.616	122.936	136.997	140.566	2.6	-2.6
Inputs to other misc. nonresidential construction, goods less foods and energy.....		IP	23123413	150.885	151.432	152.870	153.394	153.405	0.0	2.2
Inputs to other misc. nonresidential construction, services.....		IP	2312342	148.735	148.728	150.162	148.452	148.882	0.3	1.3
Inputs to other misc. nonresidential construction, trade services ²		IP	23123421	164.527	165.697	166.801	161.497	162.294	0.5	0.9
Inputs to other misc. nonresidential construction, transportation and warehousing services.....		IP	23123422	132.018	130.000	129.745	130.650	131.109	0.4	-3.6
Inputs to other misc. nonresidential construction, services less trade, transportation, and warehousing.....		IP	23123423	126.428	126.305	128.540	128.803	128.880	0.1	3.8
Maintenance and repair construction										
Inputs to maintenance and repair construction, excluding capital investment, labor, and imports.....		IP	232000	145.843	145.015	146.547	147.704	148.197	0.3	1.9
Inputs to maintenance and repair construction, goods.....	06/86	IP	2320001	323.265	320.393	324.059	329.166	330.694	0.5	1.4
Inputs to maintenance and repair construction, energy.....		IP	23200012	142.029	127.022	127.273	144.797	149.326	3.1	-3.2
Inputs to maintenance and repair construction, goods less foods and energy.....		IP	23200013	148.393	148.504	150.329	151.084	151.384	0.2	1.9
Inputs to maintenance and repair construction, services.....		IP	2320002	147.301	147.280	148.615	147.782	147.938	0.1	2.9
Inputs to maintenance and repair construction, trade services ²		IP	23200021	156.715	157.075	158.161	156.585	156.794	0.1	3.6
Inputs to maintenance and repair construction, transportation and warehousing services.....		IP	23200022	132.018	130.000	129.745	130.651	131.109	0.4	-3.6
Inputs to maintenance and repair construction, services less trade, transportation, and warehousing.....		IP	23200023	126.623	126.661	129.012	128.960	128.887	-0.1	4.2
Inputs to residential maintenance and repair, excluding capital investment, labor, and imports.....		IP	232100	144.554	143.990	145.396	146.421	146.799	0.3	2.3
Inputs to residential maintenance and repair, goods.....	06/86	IP	2321001	302.837	300.877	304.009	308.011	309.075	0.3	1.3
Inputs to residential maintenance and repair, energy.....		IP	23210012	141.867	127.049	127.257	144.149	148.452	3.0	-2.7

See footnotes at end of table.

Table 14. Producer price indexes and percentage changes for net inputs to industries, excluding capital investment, labor, and imports; not seasonally adjusted — Continued
 [March 2024, Index base December 2014=100, unless otherwise indicated]

Title	Other index base	Commodity code		Unadjusted index ¹					Unadjusted 1-month percent change ¹	Unadjusted 12-month percent change ¹
		Group code	Item code	Nov. 2023	Dec. 2023 ^P	Jan. 2024 ^P	Feb. 2024 ^P	Mar. 2024 ^P	Feb. to Mar. ^P	Mar. 2023 to Mar. 2024 ^P
Inputs to residential maintenance and repair, goods less foods and energy.....		IP	23210013	146.504	146.531	148.134	149.017	149.265	0.2	1.6
Inputs to residential maintenance and repair, services.....		IP	2321002	148.346	148.263	149.589	149.455	149.669	0.1	3.6
Inputs to residential maintenance and repair, trade services ²		IP	23210021	154.727	154.955	156.248	155.870	156.050	0.1	4.6
Inputs to residential maintenance and repair, transportation and warehousing services.....		IP	23210022	132.018	130.000	129.745	130.651	131.109	0.4	-3.6
Inputs to residential maintenance and repair, services less trade, transportation, and warehousing.....		IP	23210023	134.232	134.009	136.081	136.260	136.474	0.2	3.4
Inputs to nonresidential maintenance and repair, excluding capital investment, labor, and imports.....		IP	232200	146.336	145.396	147.052	148.313	148.805	0.3	1.8
Inputs to nonresidential maintenance and repair, goods.....	06/86	IP	2322001	328.063	324.969	329.077	334.522	335.835	0.4	1.5
Inputs to nonresidential maintenance and repair, energy.....		IP	23220012	142.096	127.280	127.501	144.315	148.685	3.0	-2.9
Inputs to nonresidential maintenance and repair, goods less foods and energy.....		IP	23220013	148.761	148.951	150.998	151.758	151.905	0.1	2.1
Inputs to nonresidential maintenance and repair, services.....		IP	2322002	147.363	147.285	148.606	147.566	147.875	0.2	2.4
Inputs to nonresidential maintenance and repair, trade services ²		IP	23220021	158.130	158.656	159.669	157.327	157.724	0.3	3.0
Inputs to nonresidential maintenance and repair, transportation and warehousing services.....		IP	23220022	132.018	130.000	129.745	130.651	131.109	0.4	-3.6
Inputs to nonresidential maintenance and repair, services less trade, transportation, and warehousing.....		IP	23220023	126.946	126.697	129.059	129.372	129.459	0.1	3.9
Manufacturing³										
Inputs to 325510, paint and coating manufacturing, excluding capital investment, labor, and imports.....	03/13	IP	325510	124.051	123.002	122.330	123.014	122.891	-0.1	-3.9
Inputs to 325510, goods.....	03/13	IP	3255101	119.293	118.168	116.984	118.345	118.092	-0.2	-4.3
Inputs to 325510, energy.....	03/13	IP	32551012	101.312	96.843	97.433	102.713	103.848	1.1	-0.6
Inputs to 325510, goods less foods and energy.....	03/13	IP	32551013	120.354	119.332	118.085	119.326	119.028	-0.2	-4.4
Inputs to 325510, services.....	03/13	IP	3255102	147.083	146.660	149.662	145.452	146.263	0.6	-1.5
Inputs to 325510, trade services ²	03/13	IP	32551021	156.177	156.440	162.462	153.001	154.318	0.9	-2.1
Inputs to 325510, transportation and warehousing services.....	03/13	IP	32551022	133.137	132.199	132.704	132.762	133.143	0.3	-0.9
Inputs to 326100, plastics products manufacturing, excluding capital investment, labor, and imports.....	03/14	IP	326100	117.584	117.062	116.388	118.065	117.398	-0.6	-4.1
Inputs to 326100, goods.....	03/14	IP	3261001	110.954	110.486	109.382	111.685	110.849	-0.7	-5.1
Inputs to 326100, energy.....	03/14	IP	32610012	122.505	121.353	122.057	127.090	124.183	-2.3	1.8
Inputs to 326100, goods less foods and energy.....	03/14	IP	32610013	110.182	109.762	108.531	110.644	109.953	-0.6	-5.6
Inputs to 326100, services.....	03/14	IP	3261002	144.049	143.272	145.061	143.088	143.425	0.2	0.1
Inputs to 326100, trade services ²	03/14	IP	32610021	158.499	158.012	160.472	155.435	155.812	0.2	-1.1
Inputs to 326100, transportation and warehousing services.....	03/14	IP	32610022	124.272	122.955	123.208	123.258	123.561	0.2	-2.3
Inputs to 326100, services less trade, transportation, and warehousing.....	03/14	IP	32610023	129.985	129.529	131.960	132.016	132.297	0.2	4.7
Inputs to 333130, mining and oil and gas field machinery mfg, excluding capital investment, labor, and imports.....	04/14	IP	333130	142.718	143.820	146.673	146.400	144.783	-1.1	-0.1
Inputs to 333130, goods.....	04/14	IP	3331301	130.942	131.791	134.599	136.018	133.417	-1.9	0.0
Inputs to 333130, energy.....	04/14	IP	33313012	119.132	112.049	111.367	111.640	109.445	-2.0	-22.1
Inputs to 333130, goods less foods and energy.....	04/14	IP	33313013	131.409	132.455	135.353	136.802	134.187	-1.9	0.6
Inputs to 333130, services.....	04/14	IP	3331302	165.007	166.791	169.489	163.811	165.531	1.0	-0.4
Inputs to 333130, trade services ²	04/14	IP	33313021	186.848	191.265	197.371	181.314	183.335	1.1	-4.0
Inputs to 333130, transportation and warehousing services.....	04/14	IP	33313022	120.609	119.371	118.956	119.830	120.949	0.9	-2.8
Inputs to 333130, services less trade, transportation, and warehousing.....	04/14	IP	33313023	149.648	150.902	152.228	152.330	153.926	1.0	5.6
Inputs to 336111, automobile manufacturing, excluding capital investment, labor, and imports.....	02/14	IP	336111	135.889	135.647	136.383	136.728	136.695	0.0	1.8
Inputs to 336111, goods.....	02/14	IP	3361111	119.714	119.695	120.096	120.224	120.508	0.2	1.5
Inputs to 336111, goods less foods and energy.....	02/14	IP	33611113	119.714	119.695	120.096	120.224	120.508	0.2	1.5
Inputs to 336111, services.....	02/14	IP	3361112	176.750	175.417	177.679	179.061	177.352	-1.0	3.1
Inputs to 336111, trade services ²	02/14	IP	33611121	180.785	179.571	182.172	183.604	181.598	-1.1	3.9
Inputs to 336111, transportation and warehousing services.....	02/14	IP	33611122	134.101	132.051	131.792	132.711	133.178	0.4	-3.6
Inputs to 336411, airplane manufacturing, excluding capital investment, labor, and imports.....	02/14	IP	336411	129.876	130.140	131.758	132.065	131.589	-0.4	1.8
Inputs to 336411, goods.....	02/14	IP	3364111	121.354	121.634	122.841	123.363	122.822	-0.4	1.3
Inputs to 336411, energy.....	02/14	IP	33641112	130.533	114.557	112.218	108.530	107.762	-0.7	-40.0
Inputs to 336411, goods less foods and energy.....	02/14	IP	33641113	121.548	121.867	123.084	123.617	123.075	-0.4	1.5
Inputs to 336411, services.....	02/14	IP	3364112	160.002	160.200	163.350	162.831	162.613	-0.1	3.1
Inputs to 336411, trade services ²	02/14	IP	33641121	183.057	184.034	187.613	183.991	183.038	-0.5	1.2
Inputs to 336411, transportation and warehousing services.....	02/14	IP	33641122	133.203	131.167	130.910	131.822	132.286	0.4	-3.6
Inputs to 336411, services less trade, transportation, and warehousing.....	02/14	IP	33641123	136.142	136.346	139.541	140.248	140.272	0.0	5.5

See footnotes at end of table.

Table 14. Producer price indexes and percentage changes for net inputs to industries, excluding capital investment, labor, and imports; not seasonally adjusted — Continued
 [March 2024, Index base December 2014=100, unless otherwise indicated]

Title	Other index base	Commodity code		Unadjusted index ¹					Unadjusted 1-month percent change ¹	Unadjusted 12-month percent change ¹
		Group code	Item code	Nov. 2023	Dec. 2023 ^P	Jan. 2024 ^P	Feb. 2024 ^P	Mar. 2024 ^P	Feb. to Mar. ^P	Mar. 2023 to Mar. 2024 ^P
Inputs to 336611, ship building and repairing, excluding capital investment, labor, and imports.....	02/14	IP	336611	144.244	144.614	146.556	146.572	146.802	0.2	2.1
Inputs to 336611, goods.....	02/14	IP	3366111	134.960	135.220	137.276	137.791	137.384	-0.3	1.7
Inputs to 336611, energy.....	02/14	IP	33661112	130.484	128.925	129.751	129.856	129.447	-0.3	-4.1
Inputs to 336611, goods less foods and energy.....	02/14	IP	33661113	135.059	135.384	137.485	138.014	137.608	-0.3	1.9
Inputs to 336611, services.....	02/14	IP	3366112	159.452	160.026	161.720	160.783	162.225	0.9	2.7
Inputs to 336611, trade services ²	02/14	IP	33661121	185.191	188.066	192.370	180.696	181.888	0.7	-4.8
Inputs to 336611, transportation and warehousing services.....	02/14	IP	33661122	125.587	124.914	124.297	125.256	127.133	1.5	-2.1
Inputs to 336611, services less trade, transportation, and warehousing.....	02/14	IP	33661123	149.641	150.043	151.622	152.026	153.320	0.9	4.9
Services³										
Inputs to 484000, truck transportation, excluding capital investment, labor, and imports.....	03/14	IP	484000	137.900	132.260	130.328	137.991	137.594	-0.3	0.1
Inputs to 484000, goods.....	03/14	IP	4840001	127.984	112.396	107.855	124.907	124.192	-0.6	-5.7
Inputs to 484000, energy.....	03/14	IP	48400012	123.783	107.834	103.172	120.630	119.894	-0.6	-6.1
Inputs to 484000, goods less foods and energy.....	03/14	IP	48400013	112.511	112.293	112.460	112.538	112.614	0.1	1.0
Inputs to 484000, services.....	03/14	IP	4840002	139.573	141.029	140.975	141.853	141.691	-0.1	4.0
Inputs to 484000, trade services ²	03/14	IP	48400021	187.600	190.990	179.766	181.429	182.789	0.7	10.1
Inputs to 484000, transportation and warehousing services.....	03/14	IP	48400022	131.679	133.453	135.899	137.232	136.380	-0.6	3.0
Inputs to 484000, services less trade, transportation, and warehousing.....	03/14	IP	48400023	126.626	126.693	127.153	126.915	127.267	0.3	2.2
Inputs to 621A00, offices of health practitioners, excluding capital investment, labor, and imports.....	03/13	IP	621A00	133.972	133.515	135.053	135.118	135.393	0.2	2.4
Inputs to 621A00, goods.....	03/13	IP	621A001	141.689	141.382	142.101	142.933	142.900	0.0	1.2
Inputs to 621A00, energy.....	03/13	IP	621A0012	133.586	133.567	134.758	135.273	134.893	-0.3	1.2
Inputs to 621A00, goods less foods and energy.....	03/13	IP	621A0013	142.830	142.500	143.186	144.045	144.038	0.0	1.2
Inputs to 621A00, services.....	03/13	IP	621A002	131.317	130.799	132.668	132.427	132.826	0.3	2.9
Inputs to 621A00, trade services ²	03/13	IP	621A0021	153.386	149.447	156.236	152.825	153.854	0.7	3.3
Inputs to 621A00, transportation and warehousing services.....	03/13	IP	621A0022	115.499	117.801	116.374	117.489	122.580	4.3	1.9
Inputs to 621A00, services less trade, transportation and warehousing.....	03/13	IP	621A0023	126.132	125.943	127.288	127.387	127.549	0.1	2.8
Inputs to 813000, membership associations and organizations, excluding capital investment, labor, and imports.....	05/14	IP	813000	161.797	161.909	164.546	166.031	168.155	1.3	6.6
Inputs to 813000, goods.....	05/14	IP	8130001	138.035	131.687	132.452	140.218	142.053	1.3	-0.7
Inputs to 813000, energy.....	05/14	IP	81300012	139.585	129.711	130.266	142.205	144.928	1.9	-2.0
Inputs to 813000, goods less foods and energy.....	05/14	IP	81300013	137.382	137.401	138.563	138.798	139.034	0.2	1.9
Inputs to 813000, services.....	05/14	IP	8130002	162.889	163.818	166.696	167.391	169.546	1.3	7.5
Inputs to 813000, trade services ²	05/14	IP	81300021	146.541	143.726	141.965	140.854	142.227	1.0	5.1
Inputs to 813000, transportation and warehousing services.....	05/14	IP	81300022	135.819	135.689	138.601	141.002	140.924	-0.1	5.8
Inputs to 813000, services less trade, transportation, and warehousing.....	05/14	IP	81300023	164.433	165.480	168.405	169.005	171.315	1.4	7.6
Inputs to 813000, maintenance and repair construction.....	05/14	IP	8130003	135.590	135.617	135.999	136.004	136.761	0.6	2.7

¹ All indexes are subject to revision for 4 months after their originally scheduled publication to incorporate late reports and corrections by survey respondents.

² Trade indexes measure changes in margins received by wholesalers and retailers.

³ PPI data for these Net Inputs to Industry Indexes are organized by Bureau of Economic Analysis (BEA) Industry code. The set of products included in an industry input index and the weights for each commodity included in the index are derived from the BEA's Input-Output Accounts Use of Commodities by Industry table in conjunction with U.S. Census Bureau revenue data. For more information, visit <https://www.bls.gov/ppi/notices/2015/updated-inputs-to-industry-producer-price-indexes.htm> online.

p Preliminary

Technical Note

Brief Explanation of Producer Price Indexes

The Producer Price Index (PPI) of the Bureau of Labor Statistics (BLS) is a family of indexes that measures the average change over time in prices received (price changes) by producers for domestically produced goods, services, and construction. PPIs measure price change from the perspective of the seller. This contrasts with other measures, such as the Consumer Price Index (CPI). CPIs measure price change from the purchaser's perspective.

More than 10,000 PPIs for individual products and groups of products are released each month. PPIs are available for the products of virtually every industry in the mining and manufacturing sectors. Over time, new PPIs have been introduced for products of industries in the services and construction sectors of the U.S. economy. As of January 2023, the PPI covered 69 percent of services as measured by 2017 Census revenue, and 17 percent of construction.

More than 64,000 price quotations per month are organized into three sets of PPIs: (1) Final demand-Intermediate demand (FD-ID) indexes, (2) commodity indexes, and (3) indexes for the net output of industries and their products. The FD-ID structure organizes products by class of buyer and degree of fabrication as well as by stage of production. The commodity structure organizes products by similarity of end use or product type. The entire output of various industries is sampled to derive price indexes for the net output of industries and their products.

Final Demand–Intermediate Demand Indexes

The PPI FD-ID structure measures price change for goods, services, and construction sold to final demand and to intermediate demand. The FD-ID system replaced the PPI stage-of-processing (SOP) system as PPI's primary aggregation model with the release of data for January 2014. The FD-ID model expands coverage beyond that of the SOP system through the addition of services, construction, exports, and government purchases.

Compared with finished goods under the SOP system, the PPI for final demand goods includes nearly a 50 percent expansion of coverage. This increase can be traced to the addition of government purchases and exports. For overall final demand, expansion to include final demand services represents an even larger increase in coverage. In December 2022, final demand goods were about 30.7 percent of overall final demand, final demand services were roughly 66.6 percent, and final demand construction was about 2.7 percent of final demand. Within intermediate demand, coverage of services for intermediate demand resulted in about a 45 percent increase in coverage of the intermediate demand portion of the economy.

FD-ID indexes are constructed from commodity-based producer output price indexes. Commodities are allocated to aggregate indexes primarily based on the type of buyer. The main source of data used to determine the type of buyer is the "Use of commodities by industries, before redefinition," table

from the Benchmark Input-Output Accounts of the U.S. In many cases, the same commodity is purchased by different types of buyers. As a result, commodities are often included in several FD-ID indexes. For example, regular gasoline is purchased for personal consumption, export, government use, and business use. The PPI program publishes only one commodity index for regular gasoline (wpu057104), reflecting sales to all types of buyers, and this index is used in all aggregations regardless of whether the gasoline is sold for personal consumption, as an export, to government, or to businesses. Proportions based on BEA "Use of Commodities" data are used to allocate the correct portion of the total weight of gasoline to each use category. In cases when buyer type is an important price determining characteristic, indexes are created based on specific buyer type. For example, within the PPI category for loan services, separate indexes for consumer loans and business loans were constructed. For more information relating to the FD-ID structure, see "A new, experimental system of indexes from the PPI program" in the February 2011 *Monthly Labor Review*.

Final Demand: The final demand portion of the FD-ID structure measures price change for commodities sold for personal consumption, capital investment, government, and export. The system is composed of six main price indexes: final demand goods; final demand trade services; final demand transportation and warehousing services; final demand services less trade, transportation, and warehousing; final demand construction; and overall final demand.

The final demand goods index measures price change for both unprocessed and processed goods sold to final demand. Fresh fruits sold to consumers and computers sold for capital investment are examples of transactions included in the final demand goods price index. The final demand trade services index measures price change for the retailing and wholesaling of merchandise sold to final demand, generally without transformation. (Trade indexes measure changes in margins received by wholesalers and retailers.) The final demand transportation and warehousing services index tracks price change for transportation of passengers, as well as, transportation of cargo sold to final demand, and also includes prices for warehousing and storage of goods sold to final demand. The final demand services less trade, transportation, and warehousing index measures price change for all services other than trade and transportation sold to final demand. Publishing, banking, lodging, and health care are examples of these services. The final demand construction index tracks price change for new construction, as well as maintenance and repair construction sold to final demand. Construction of office buildings is an example of a commodity that would be included in the final demand construction index. Lastly, the overall final demand index tracks price change for all types of commodities sold to final demand by combining the five final demand component indexes described above.

Intermediate Demand: The intermediate demand portion of the FD-ID system tracks price change for goods, services, and construction products sold to businesses as inputs to

production, excluding capital investment. The system includes two parallel treatments of intermediate demand. The first treatment organizes intermediate demand commodities by type. The second organizes intermediate demand commodities into production stages, with the explicit goal of developing a forward-flow model of production and price change.

The intermediate demand by commodity type portion of the system organizes commodities by similarity of product. The system is composed of six main price indexes: unprocessed goods for intermediate demand; processed goods for intermediate demand; intermediate demand trade services; intermediate demand transportation and warehousing services; intermediate demand services less trade, transportation, and warehousing; and intermediate demand construction.

The unprocessed goods for intermediate demand price index measures price change for goods sold to businesses as inputs to production that have undergone no fabrication. Crude petroleum sold to refineries is an example of an unprocessed good sold to intermediate demand. The processed goods for intermediate demand index tracks price change for fabricated goods sold as business inputs. Examples include car parts sold to car manufacturers and gasoline sold to trucking companies. The index for trade services for intermediate demand measures price change for the services of retailing and wholesaling goods purchased by businesses as inputs to production. The intermediate demand transportation and warehousing services index measures price change for business travel, as well as, transportation and warehousing of cargo sold to intermediate demand. The intermediate demand services less trade, transportation, and warehousing index measures price change for services other than trade, transportation, and warehousing sold as inputs to production. Legal and accounting services purchased by businesses are examples of intermediate demand services excluding trade, transportation, and warehousing. Finally, the construction for intermediate demand index measures price change for construction purchased by firms as inputs to production. The index for construction for intermediate demand tracks price change for maintenance and repair construction purchased by firms.

The production flow treatment of intermediate demand is a stage-based system of price indexes. These indexes can be used to study price transmission across stages of production and final demand. This system is constructed in a manner that maximizes forward flow of production between stages, while minimizing back-flow of production. The production flow treatment contains four main indexes: intermediate demand stage 1, intermediate demand stage 2, intermediate demand stage 3, and intermediate demand stage 4.

Indexes for the four stages were developed by first assigning each industry in the economy to one of four stages of production, where industries assigned to the fourth stage primarily produce output consumed as final demand, industries in the third stage primarily produce output consumed by stage 4 industries, industries assigned to the second stage primarily produce output consumed by stage 3 industries, and industries assigned to the first stage produce output primarily consumed by stage 2 industries. The four indexes then track prices for the net inputs consumed by industries in each of the four stages of production. The stage 4

intermediate demand index, for example, tracks price change for inputs consumed, but not produced, by industries included in the fourth stage of production. Hence, the index tracks price change in inputs to industries that primarily produce final demand commodities (stage 4 producers primarily produce commodities sold to final demand).

Examples of heavily weighted goods-producing industries in stage 4 include the manufacture of light trucks and utility vehicles, automobiles, and pharmaceuticals. Retail trade, food service and drinking places, and hospitals are examples of heavily weighted service industries included in stage 4. Stage 4 also includes all new construction industries. Examples of goods consumed by stage 4 industries include motor vehicle parts, commercial electric power, plastic construction products, biological products, and beef and veal. Engineering services, machinery and equipment wholesaling, long distance motor carrying, and legal services constitute examples of services consumed by stage 4 industries.

Examples of highly weighted goods-producing industries included in stage 3 are motor vehicle parts manufacturing, animal (except poultry) slaughtering and processing, and semiconductor manufacturing. Services industries classified in stage 3 include wholesale trade; insurance carriers; architecture, engineering, and related services; and hotels and motels. Examples of goods consumed by stage 3 industries include slaughter steers and heifers, industrial electric power, and hot rolled steel bars, plates, and structural shapes. Services commonly consumed by stage 3 industries include commissions from sales of property and casualty insurance, business loans, temporary help services, and administrative and general management consulting services.

Petroleum refineries; electricity generation, transmission, and distribution; natural gas distribution; cattle ranching and farming; and plastic materials and resin manufacturing are among the goods-based industries assigned to stage 2. Services industries that are heavily weighted in stage 2 include management of companies and enterprises; non-depository credit intermediation; insurance agencies and brokerages; and services to buildings and dwellings. Goods commonly purchased by stage 2 industries include crude oil, natural gas, formula feeds, and primary basic organic chemicals. Services that are heavily weighted in the intermediate demand stage 2 index are legal services, business loans, and cellular phone and other wireless telecommunication.

Goods producing industries in stage 1 include oil and gas extraction, paper mills, and grain farming. Real estate, legal services, and advertising services are examples of highly weighted services industries included in stage 1. Examples of goods consumed by stage 1 industries are commercial and industrial electric power and gasoline. Services commonly consumed by stage 1 industries include solid waste collection, chemicals and allied products wholesaling, and guestroom or unit rental. It should be noted that all inputs purchased by stage 1 industries are by definition produced either within stage 1 or by latter stages of processing, leaving stage 1 less useful for price transmission analysis. For additional information on industry stage assignments, see www.bls.gov/ppi/fd-id/ppi-intermediate-demand-by-production-flow-industry-stage-assignments.htm.

Comparing the PPI with CPI

Although some data users utilize the PPI as a potential indicator of the Consumer Price Index (CPI), there are many reasons why the PPI and the CPI may diverge. The scope of the personal consumption portion of the PPI includes all marketable output sold by domestic producers for households. The scope of the CPI includes goods and services provided by business or government, where explicit user charges are paid by consumers. For example, the most heavily weighted item in the CPI, owners' equivalent rent, is excluded from the PPI. The scope of the CPI includes imports. The PPI excludes imports. The CPI only includes components of personal consumption directly paid for by the consumers, while the PPI includes components of personal consumption that may not be paid for by consumers. For example, the PPI includes medical services paid for by third parties. In contrast to CPI, PPI does not completely cover services. PPIs exclude taxes, since they do not represent producer revenue. Conversely, sales and other taxes paid by consumers are part of household expenditure and are included in the CPI. Additional technical differences between PPI and CPI also exist. For more information see "Comparing new final demand producer price indexes with other Government price indexes," *Monthly Labor Review*, January 2014, at www.bls.gov/opub/mlr/.

Commodity Indexes

The commodity classification of the PPI organizes goods, services, and construction by similarity of product or end use, disregarding industry of origin. With the release of data for July 2009, PPI expanded its commodity structure to include indexes for services and construction products. Prior to this date, the PPI commodity structure only included products from goods producing sectors. Table 9 of the *PPI Detailed Report* includes data for commodity indexes, organized in a hierarchal structure, including major groupings, subgroups, product classes, sub-product classes, and individual items.

Industry Net-Output Price Indexes

PPIs for the net output of industries and their products are grouped according to the North American Industry Classification System (NAICS). Prior to the release of January 2004, industry-based PPIs were published according to the Standard Industrial Classification (SIC) system. Industry price indexes are compatible with other economic time series organized by industry, such as data on employment, wages, and productivity. Table 11 of the *PPI Detailed Report* includes data for NAICS industries and industry groups (3-, 4-, 5-, and 6-digit codes), Census product classes (7- and 8-digit codes), products (9-digit codes), more detailed sub-products (11-digit codes), and, for some industries, indexes for other sources of revenue.

Indexes may represent one of three kinds of product categories. Every industry has primary product indexes that show changes in prices received by establishments classified in the industry for products made primarily, but not necessarily exclusively, by that industry. The industry classification of an establishment is determined by which products make up a plurality of its total shipment value. In

addition, most industries have secondary product indexes that show changes in prices received by establishments for products chiefly made in some other industry. Some industries have miscellaneous receipts indexes that track price changes for other sources of revenue received by establishments within the industry that are not derived from sales of their products; for example, resales of purchased materials, or revenues from parking lots owned by a manufacturing plant.

Data Collection

PPIs are constructed using selling prices reported by establishments of all sizes, selected by probability sampling, with the probability of selection proportionate to size. Individual items and transaction terms also are chosen by probability proportionate to size. BLS strongly encourages cooperating companies to supply actual transaction prices at the time of shipment to minimize the use of list prices. Prices submitted by survey respondents are effective on the Tuesday of the week containing the 13th day of the month. The survey is conducted online via the BLS Internet Data Collection Facility (IDCF). Data provided by survey respondents are supplemented with data from other sources for some areas.

Price data are provided by survey respondents on a voluntary and confidential basis; only sworn BLS employees are allowed access to individual company price reports. BLS publishes price indexes, not actual prices. All PPIs are subject to monthly revisions up to 4 months after original publication to reflect the availability of late reports and corrections by respondents.

BLS periodically updates the PPI sample of survey respondents to better reflect current conditions when the structure, membership, technology, or product mix of an industry shifts significantly and to spread reporting burden among smaller firms. Information on these resampling efforts are noted in the *PPI News Release* and *PPI Detailed Report* in the months they occur.

As part of an ongoing effort to expand coverage to sectors of the economy other than mining and manufacturing, an increasing number of service and construction sector industries have been introduced into the PPI. The following list of industries introduced since the mid-1990s includes the month and year in which an article describing the industry's content appeared in the *PPI Detailed Report*.

Service and construction sector industries introduced into the Producer Price Index, by SIC or NAICS code at their date of introduction and the *PPI Detailed Report* issue that announces their introduction

Title	Code	<i>PPI Detailed Report</i> Issue
	SIC	
Wireless telecommunications	4812	July 1999
Telephone communications, except radio telephone	4813	July 1995
Television broadcasting	4833	July 2002
Grocery stores	5411	July 2000
Meat and fish (seafood) markets	5421	July 2000
Fruit and vegetable markets	5431	July 2000
Candy, nut, and confectionery stores ...	5441	July 2000

Title	Code	PPI Detailed Report Issue
SIC		
Retail bakeries	5461	July 2000
Miscellaneous food stores	5499	July 2000
New car dealers	5511	July 2000
Gasoline service stations	5541	January 2002
Boat dealers	5551	January 2002
Recreational vehicle dealers	5561	January 2002
Miscellaneous retail	59	January 2001
Security brokers, dealers, and investment bankers	6211	January 2001
Investment advice	6282	January 2003
Life insurance carriers	6311	January 1999
Property and casualty insurance	6331	July 1998
Insurance agencies and brokerages ...	6412	January 2003
Operators and lessors of nonresidential buildings	6512	January 1996
Real estate agents and managers	6531	January 1996
Prepackaged software	7372	January 1998
Data processing services	7374	January 2002
Home health care services	8082	January 1997
Legal services	8111	January 1997
Engineering design, analysis, and consulting services	8711	January 1997
Architectural design, analysis, and consulting services	8712	January 1997
Premiums for property and casualty insurance	9331	July 1998
NAICS		
New Industrial building construction	236211	January 2008
New warehouse building construction ..	236221	July 2005
New school construction	236222	July 2006
New office construction	236223	January 2007
New health care building construction..	236224	January 2013
Concrete contractors, nonresidential building work	23811X	July 2008
Roofing contractors, nonresidential building work	23816X	July 2008
Electrical contractors, nonresidential building work	23821X	July 2008
Plumbing / HVAC contractors, nonresidential building work	23822X	July 2008
Merchant wholesalers, durable goods..	423	July 2005
Merchant wholesalers, nondurable goods	424	July 2005
Electronics and appliance stores	443	January 2004
Building material and garden equipment and supplies dealers.....	444	January 2004
Sporting goods, hobby, book, and music stores	451	January 2004
General merchandise stores	452	January 2004
Miscellaneous store retailers	453	January 2004
Pipeline transportation of natural gas....	486210	June 2022
Internet service providers	518111	July 2005
Internet publishing and web search portals	519130	January 2010
Commercial banking	522110	January 2005
Savings institutions	522120	January 2005
Direct health and medical insurance carriers	524114	July 2004

Title	Code	PPI Detailed Report Issue
NAICS		
Construction, mining, and forestry machinery and equipment rental and leasing	532412	January 2005
Management consulting services	541610	January 2007
Security guards and patrol services	561612	July 2005
Offices of dentists	621210	January 2011
Blood and organ banks	621991	January 2007
Amusement and theme parks	713110	July 2006
Golf courses and country clubs	713910	July 2006
Fitness and recreational sports centers.	713940	July 2005
Commercial machinery repair and maintenance.....	811310	July 2007

Weights

Weights for most commodity groupings of the PPI, as well as, weights for commodity-based aggregate indexes calculated from commodity groupings, such as FD-ID indexes, currently reflect 2017 values of shipments as reported in the *Census of Manufactures* and other sources. From January 2018 to December 2022, PPI weights were derived from 2012 shipment values. Industry indexes now are calculated under the 2022 NAICS structure utilizing 2017 value of shipment weights and 2012 net output ratios. The periodic update of the value weights used to calculate the PPI is done to more accurately reflect changes in production and marketing patterns in the economy.

Net output values of shipments are used as weights for industry indexes. Net output values refer to the value of shipments from establishments within the industry to buyers outside the industry. However, weights for commodity indexes are based on gross shipment values, including values of shipments between establishments within the same industry. As a result, broad commodity grouping indexes, such as the PPI for All Commodities (which is composed of major commodity groupings 01 through 15), are affected by the multiple counting of price change at successive stages of processing, which can lead to exaggerated or misleading signals about inflation. The intermediate demand by commodity type FD-ID indexes partially correct for this defect, but industry indexes, final demand FD-ID indexes, and intermediate demand by production flow FD-ID indexes consistently correct for this at all levels of aggregation. Therefore, industry and FD-ID indexes are more appropriate than broad commodity groupings for analysis of general price trends.

Price Index Reference Base

Effective with publication of January 1988 data, many important PPI series (including most commodity groups and individual items) were placed on a new reference base, 1982 = 100. From 1971 through 1987, the standard reference base for most PPI series was 1967 = 100. Except for rounding differences, the shift to the new reference base did not alter any previously published percent changes for affected PPI series. (See “Calculating Index Changes,” below.) The 1982

reference base is not used for commodity indexes with a base later than December 1981 or for industry net output indexes and their products. The FD-ID indexes typically have a reference base of November 2009 = 100.

For further information on the underlying concepts and methodology of the Producer Price Index, see chapter 14, “Producer Prices,” in the *BLS Handbook of Methods*. This chapter can be downloaded from the BLS Web site at www.bls.gov/opub/hom/homch14.htm.

Calculating Index Changes

Each PPI measures price changes from a reference period that equals 100.0. An increase of 5.5 percent from the reference period in the Final Demand Goods Price Index, for example, is shown as 105.5. This change also can be expressed in dollars, as follows: prices received by domestic producers of a sample of final demand goods have risen from \$100 in November 2009 to \$105.50. Likewise, a current index of 90.0 would indicate that prices received by producers of final demand goods are 10 percent lower than they were in November 2009.

Movements of price indexes from one month to another are usually expressed as percent changes, rather than as changes in index points. Index point changes are affected by the level of the index in relation to its base period, whereas percent changes are not. The following example shows the computation of index point and percent changes.

Index point change

Final Demand Goods Price Index	107.5
Less previous index	104.0
Equals index point change	3.5

Index percent change

Index point change	3.5
Divided by the previous index	104.0
Equals	0.034
Result multiplied by 100	0.034 x 100
Equals percent change	3.4

Seasonally Adjusted and Unadjusted Data

Because price data are used for different purposes by different groups, BLS publishes seasonally adjusted and unadjusted changes each month. Seasonally adjusted data are preferred for analyzing general price trends in the economy because these data eliminate the effect of changes that normally occur at about the same time, and in about the same magnitude, every year—such as price movements resulting from normal weather patterns, regular production and marketing cycles, model changeovers, seasonal discounts, and holidays. For these reasons, seasonally adjusted data more clearly reveal underlying trends. Unadjusted data are of primary interest to users who need information that can be related to actual dollar values of transactions. Individuals requiring this information include marketing specialists, purchasing agents, budget and cost analysts, contract specialists, and commodity traders. It is the unadjusted data

that are generally cited when escalating long-term contracts such as purchasing agreements or real estate leases. For more information, see *Price Adjustment Guide for Contracting Parties*, on the Web at: www.bls.gov/ppi/publications/price-adjustment-guide-for-contracting-parties.htm.

Seasonal adjustment is accomplished using X-13 ARIMA, a software package published by the U.S. Census Bureau. Each year, the seasonal status of most commodity indexes is reevaluated to reflect more recent price behavior. Industry net output indexes are not seasonally adjusted. For time series that exhibit seasonal pricing patterns, new seasonal factors are estimated and applied to the unadjusted data from the prior 5 years. Updated seasonally adjusted indexes replace the most recent 5 years of seasonal data.

Seasonal factors may be applied to series using either a direct or an aggregative method. Generally, commodity indexes are seasonally adjusted using direct seasonal adjustment, which produces a more complete elimination of seasonal movements than does the aggregative method. However, the direct seasonal adjustment process may not yield figures that possess additive consistency. Thus, a seasonally adjusted index for a broad category that is directly adjusted may not be logically consistent with all seasonally adjusted indexes for its components. Seasonal movements for FD-ID indexes are derived indirectly through an aggregative method that combines movements of a wide variety of subproduct class (six-digit) series.

Seasonally adjusted indexes can become problematic when previously stable and predictable price patterns abruptly change. If the new pattern persists, the seasonal adjustment method will eventually reflect it; if the pattern keeps shifting, however, seasonally adjusted data will become chronically troublesome. This problem occurs relatively infrequently for farm and food-related products, but has more often affected manufactured products such as automobiles and steel.

Since January 1988, the PPI has used Intervention Analysis Seasonal Adjustment methods to enhance the calculation of seasonal factors. With this technique, outlier values that may distort the seasonal pattern are removed from the data prior to applying the standard seasonal factor estimation procedure. For example, a possible economic cause for large price movements for petroleum-based products might have been the COVID-19 pandemic. In this case, intervention techniques allowed for better estimates of seasonally adjusted data. On the whole, very few series have required intervention. Out of over 400 seasonally adjusted commodity series, 69 were subject to intervention in 2023.

For more information relating to seasonal adjustment methods, see “PPI and CPI Seasonal Adjustment: an Update” in the July 2010 *Monthly Labor Review*, and “PPI and CPI Seasonal Adjustment During the COVID-19 Pandemic” in the May 2022 *Monthly Labor Review*.

Producer Price Index Data on the Internet

In 1995, the BLS began posting PPI series, news releases, and technical information to the internet. There were more than 13 million instances of PPI data being downloaded from the BLS website during 2022.

Retrieving PPI data from the PPI Web site

PPI data can be obtained online (www.bls.gov/ppi). On this page, under the tab labeled “Featured PPI databases” links provide the following methods of data retrieval:

- **Top Picks** is a form-based application for both Industry Data and Commodity Data that allows the user to quickly obtain PPI time series data by selecting the high-level aggregate and other commonly requested time series, including the All Commodities Index and the FD-ID indexes (for example, Final Demand). Within each list, any one—or all—of the time series shown can be selected. A user can modify the date range and output options after executing the query, using the reformat button above the data output table.
- **One-Screen Data Search and Multi-Screen Data Search** are form-based query applications for both Industry Data and Commodity Data designed for users unfamiliar with the PPI coding structure. These applications guide a user through the PPI classification by listing index titles and do not require knowledge of commodity or industry codes. Data retrieved are based on a query formulated by selecting data characteristics from lists provided. Two options are available to create customized tables, depending on a user’s browser capability. The one-screen option is a JavaScript application that uses a single screen to guide a user through the available time series data. The second option is a multiple-screen, non-Java-based application. Both methods allow a user to browse the PPI coding structure and select multiple series. Users can modify the date range and output options after executing the query using the reformat button above the data output table.
- **Series Report** is a form-based application that allows users to input multiple, formatted PPI time series identifiers (commodity or industry codes) as inputs in extracting data according to a specified set of date ranges and output options. This application provides the most efficient path for users who are familiar with the format of PPI time series identifiers. There are five alphabetic prefixes used to create unique PPI time series identifiers: WP, WD, PC, PD, and ND. Each provides the user access to a different PPI database. Adding either a “u” (not seasonally adjusted) or an “s” (seasonally adjusted) to the end of these prefixes further specifies the type of data needed.

EXAMPLES

For commodity and FD-ID indexes, series identifiers combine a “wpu” prefix (not seasonally adjusted) or a “wps” prefix (seasonally adjusted) with a commodity code.

<u>Commodity code</u>	<u>Provides data for:</u>
wps141101	Passenger cars, seasonally adjusted
wpu141101	Passenger cars, not seasonally adjusted
wpufd4	Final demand, not seasonally adjusted
wpsid63	Services for intermediate demand, seasonally adjusted

For discontinued commodity indexes, series identifiers combine a “wdu” prefix (not seasonally adjusted) or a “wds” prefix (seasonally adjusted) with a commodity code.

<u>Commodity code</u>	<u>Provides data for:</u>
wds019	Other farm products, seasonally adjusted
wdu0635	Preparations, ethical (prescription), not seasonally adjusted
wdusi138011	Stainless steel mill products, not seasonally adjusted

Current price indexes grouped by industry according to NAICS have series identifiers that begin with the prefix “pcu.” After the prefix, there are 12 digits (the 6-digit industry code is listed twice) followed by up to 7 alphanumeric characters identifying product detail. Dashes are used as placeholders for higher-level industry group codes.

<u>Industry-product code, current NAICS series</u>	<u>Provides data for:</u>
pcu325---325---	Chemical manufacturing
pcu336110336110	Automobile and light duty motor vehicle manufacturing
pcu621111621111411	Offices of physicians, one- and two-physician practices and single-specialty group practices, general/family practice

Discontinued industry-product codes based on SIC combine a “pdu” prefix and “#” between the fourth and fifth characters of the product code. Series identifiers for the discontinued dataset use underscores as placeholders to complete a reference to an SIC industry group code of fewer than four digits. (All PPI industry-based indexes organized by SIC were discontinued with the introduction of NAICS in 2004.)

<u>Industry-product code, discontinued SIC series</u>	<u>Provides data for:</u>
pdu28_#	Chemicals and allied products
pdu331_#	Blast furnaces, steel works, and rolling and finishing mills
pdu3711#111	Passenger cars

Price indexes for discontinued series grouped by industry according to NAICS have identifiers that begin with the prefix “ndu”. After the prefix, there are 12 numeric digits (the 6-digit industry code is listed twice), and up to 7 additional alphanumeric characters that identify product detail. Dashes are used as placeholders for higher-level group codes.

*Industry-product code,
discontinued NAICS series*
ndu212231212231
ndu2122312122312
ndu212231212231214

Provides data for
Lead and zinc ore mining
Lead, zinc concentrates
Lead concentrates

- **Text Files** are best suited for users requiring access to either a large volume of time series data or other PPI-related documentation, such as seasonal factor tables and relative importance tables. The text files can be accessed at download.bls.gov/ or directly from links on the “PPI Databases” page or the PPI homepage. Data and documentation available for download include the following:

Industry Data	<u>Directory:</u> /pub/time.series/pc
Industry Data - Discontinued (NAICS basis)	/pub/time.series/nd
(SIC basis)	/pub/time.series/pd
Commodity Data (incl. FD-ID)	/pub/time.series/wp
Commodity Data – Discontinued	/pub/time.series/wd
Special requests	/pub/special.requests/ppi

Additional information

The PPI homepage (www.bls.gov/ppi) contains additional information regarding PPI data and methodology. The “PPI Publications” section of the homepage provides PPI news releases, both current and archived, as well as general PPI information. The “PPI Tables” section provides relative importance and seasonal factor tables. The remaining sections offer special notices and publications pertaining to PPI methodology and applications.

For questions or comments regarding PPI data classification, methodology, or data availability on the Internet, call or e-mail the Section of Index Analysis and Public Information at (202) 691-7705 or ppi-info@bls.gov. If you are deaf, hard of hearing, or have a speech disability, please dial 7-1-1 to access telecommunications relay services.