



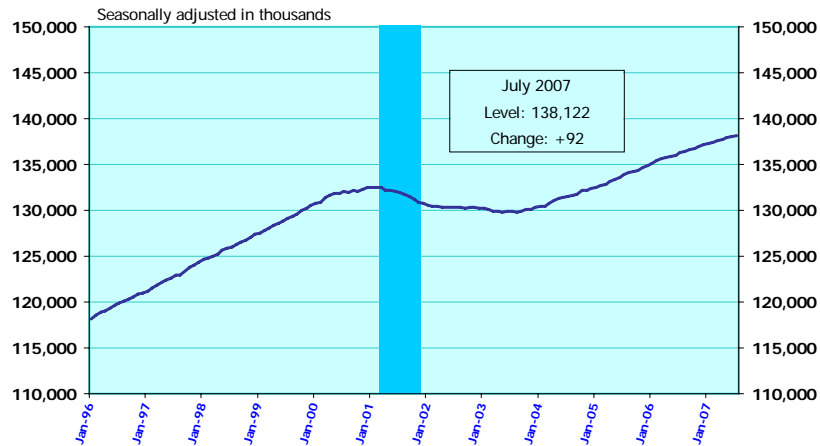
# **Current Employment Statistics**

## **Highlights**

**July 2007**

Bureau of Labor Statistics  
August 3, 2007

## Employment in total nonfarm 1996-2007

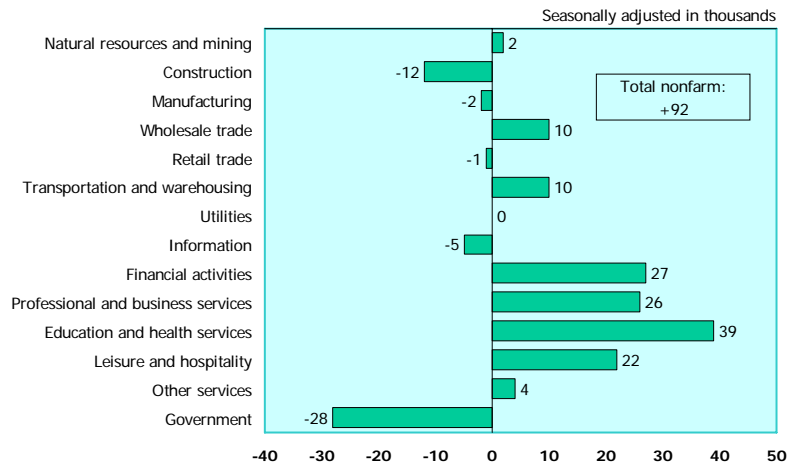


Source: Bureau of Labor Statistics, Current Employment Statistics survey, August 3, 2007.

Notes: Shaded area denotes recession. Most recent two months of data are preliminary.

- Nonfarm employment edged up in July.
- Job growth has slowed in 2007; gains have averaged 136,000 per month, compared to 189,000 per month in 2006.
- Since last reaching a low point in August 2003, nonfarm employment has grown by 8.3 million.

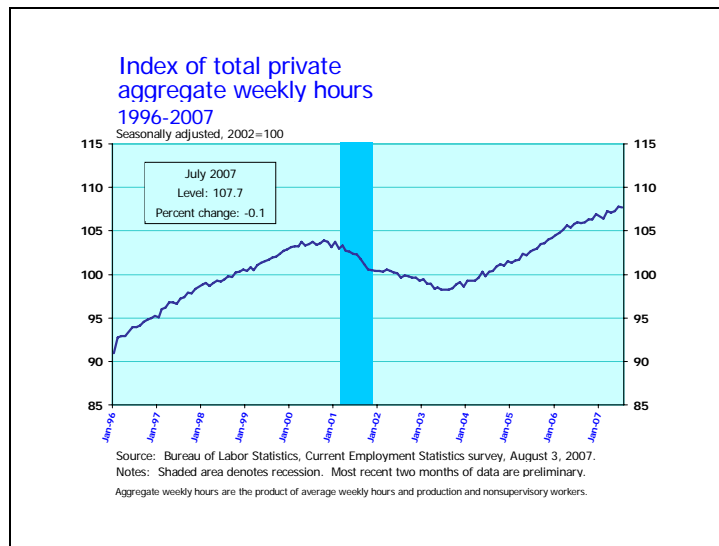
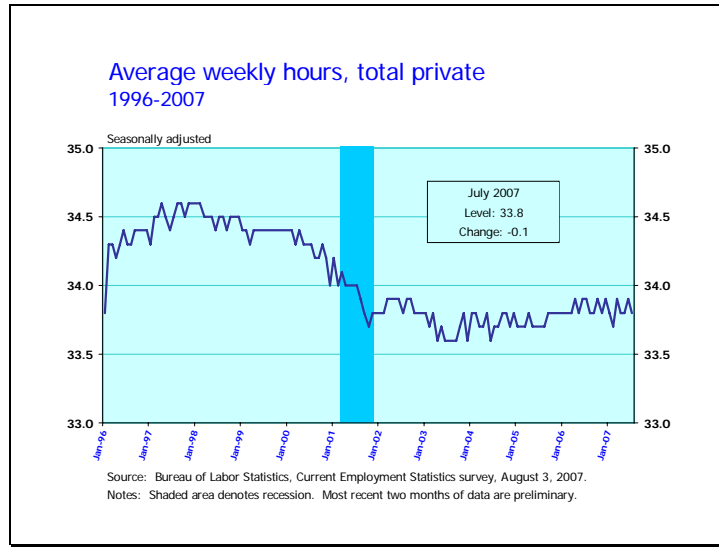
## Employment in total nonfarm and supersectors Over-the-month change, July 2007



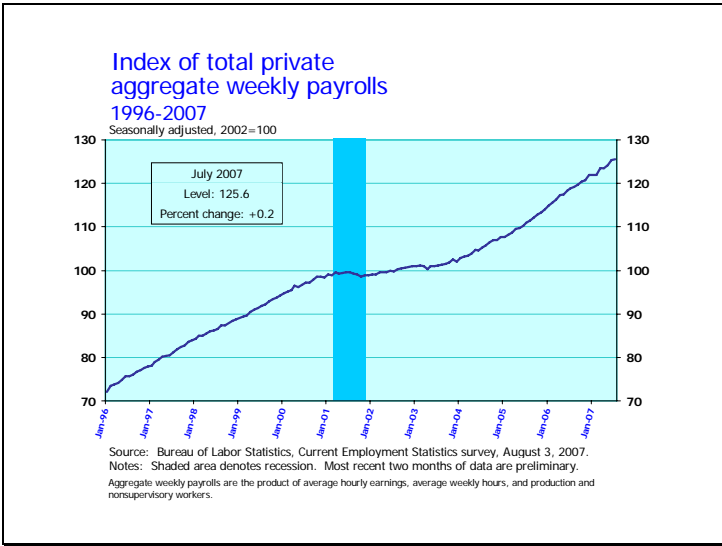
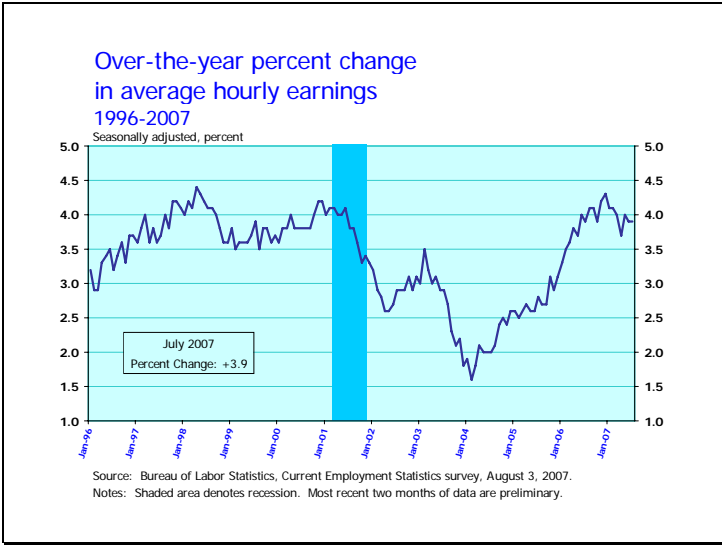
Source: Bureau of Labor Statistics, Current Employment Statistics survey, August 3, 2007.

Note: Data are preliminary.

- Job growth in July was spread between several service-producing industries. Education and health services saw the largest over-the-month increase, adding 39,000 jobs.
- Employment in goods-producing industries was essentially unchanged in July.

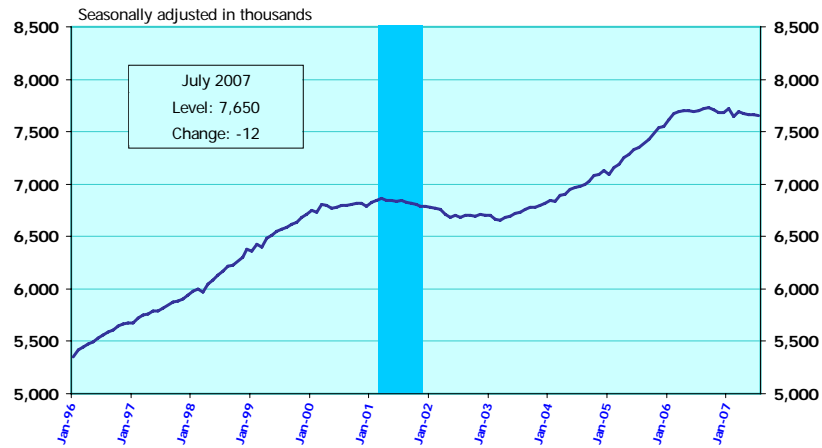


- Average weekly hours of production and nonsupervisory workers on nonfarm payrolls decreased 0.1 hour in July to 33.8 hours. The workweek has remained within a 0.2-hour range since July 2004.
- The index of total private aggregate weekly hours decreased by 0.1 percent in July. Since reaching a low point in August 2003, the index has increased by 9.7 percent. The rate of growth, however, has slowed since April 2006.



- Average hourly earnings for production and nonsupervisory workers on nonfarm payrolls rose by 6 cents in July. Over the year, nominal earnings are up 3.9 percent.
- The index of total private aggregate weekly payrolls rose 0.2 percent in July. Over the year, the index has grown by 5.6 percent.

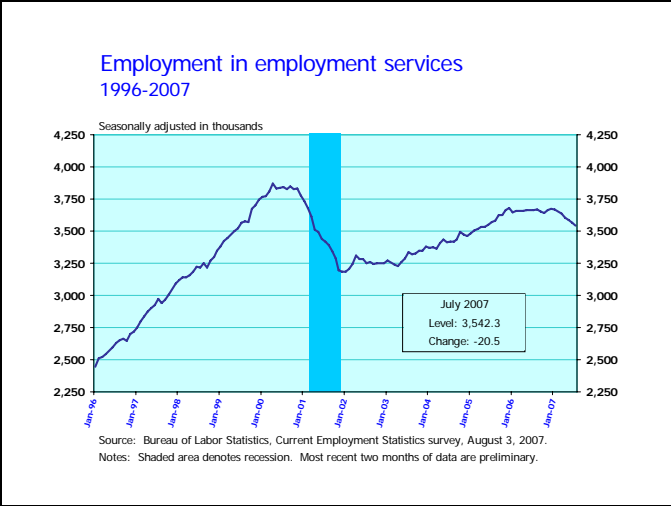
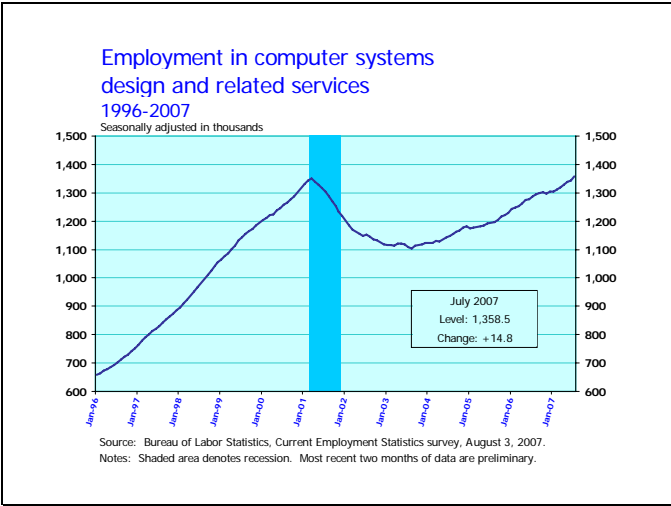
## Employment in construction 1996-2007



Source: Bureau of Labor Statistics, Current Employment Statistics survey, August 3, 2007.

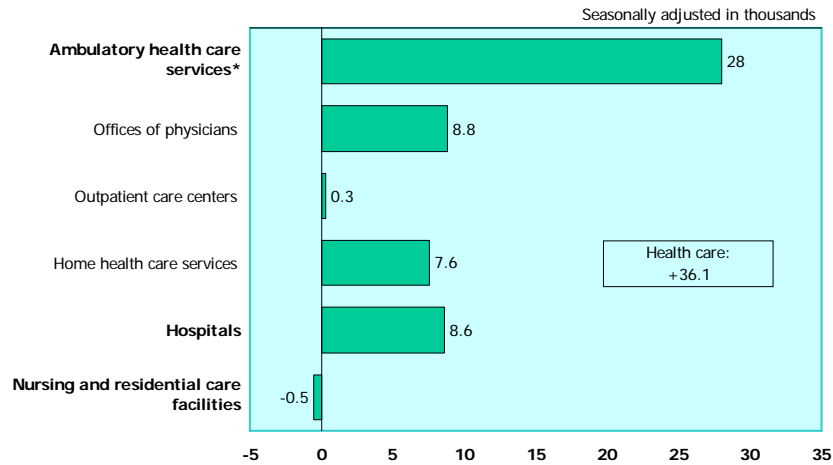
Notes: Shaded area denotes recession. Most recent two months of data are preliminary.

- Average hourly earnings for production and nonsupervisory workers on nonfarm payrolls rose by 6 cents in July. Over the year, nominal earnings are up 3.9 percent.
- The index of total private aggregate weekly payrolls rose 0.2 percent in July. Over the year, the index has grown by 5.6 percent.



- Employment in computer systems design and related services continued to grow in July, adding 15,000 jobs over the month, and surpassing its prior high point set in March 2001.
- Computer systems design and related services has gained 71,000 jobs over the year, accounting for over 20 percent of net growth in professional and business services.
- The number of jobs in employment services was little changed in July. Employment in this industry had grown steadily from April 2003 to December 2005 and was little changed in 2006. However, the industry has now lost 132,000 jobs in 2007. Within employment services, temporary help services edged downward in July.

## Employment in health care Over-the-month change, July 2007



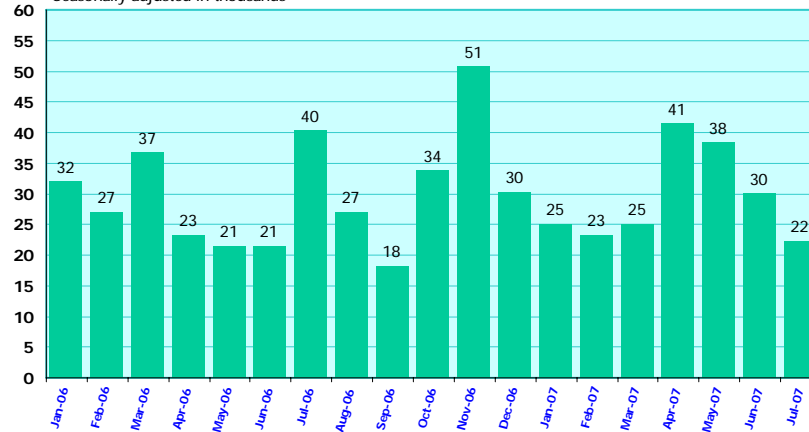
- The health care industry added 36,000 jobs over the month; over the past year, employment in health care grew by 377,000.
- In July, growth was concentrated in doctors' offices, home health care, and hospitals.



## Employment in food services and drinking places

Over-the-month change, 2006-07

Seasonally adjusted in thousands



Source: Bureau of Labor Statistics, Current Employment Statistics survey, August 3, 2007.

Note: Most recent two months of data are preliminary

- The food services and drinking places industry added 22,000 jobs in July and 365,000 jobs over the year.
- This industry has been driving the overall gains in leisure and hospitality, accounting for over 80 percent of the jobs added since July 2006.