

PPI Detailed Report

Data for December 2023



U.S. Department of Labor

U.S. Bureau of Labor Statistics

A blue-tinted composite image. The background shows a large industrial machine with sparks flying from a welding point. In the foreground, a man and a woman are sitting at a desk, looking at a laptop and some papers. The overall scene represents the intersection of industry and labor statistics.

**Mining • Manufacturing • Services
Agriculture • Utilities • Construction**

PPI Detailed Report

Data for December 2023

Editors

Joseph Kowal
 Gabriel Vera
 Timothy Schermerhorn
 Nachele Jackson

Vol. 27, No. 12

Contents

Producer Price Indexes, December 2023	<i>Page</i> 1
Recalculated Seasonal Adjustment Factors and Relative Importance Figures to be Available on February 14, 2024	6
Charts	
Final demand	7
Processed goods for intermediate demand	8
Unprocessed goods for intermediate demand	9
Services for intermediate demand	10
Tables	
Producer Price Indexes	
1. Final demand – intermediate demand weights and percent changes, seasonally adjusted	11
2. Selected commodity groupings percent changes by final demand – intermediate demand category	17
3. Final demand – intermediate demand indexes, seasonally adjusted	27
4. Final demand – intermediate demand weights and percent changes, not seasonally adjusted	33
5. Final demand – intermediate demand indexes, not seasonally adjusted	39
6. Selected commodity and service groupings percent changes, not seasonally adjusted	45
7. Commodity and service groupings and individual items, percent changes, not seasonally adjusted	47
8. Commodity and service groupings and individual items, indexes and percent changes, seasonally adjusted	106
9. Commodity and service groupings and individual items indexes, not seasonally adjusted	130
10. Net output of selected industries and industry groups, indexes and percent changes.....	186
11. Net output of selected industries and their products indexes	188
12. Net output of selected industries and their products, percent changes	257
13. Special commodity groupings	330
14. Net inputs to industries, excluding capital investment, labor, and imports	332
Technical note	337

Producer Price Index Release Dates

The following is the schedule of release dates for Producer Price Index data for 2024. News releases are issued at 8:30 a.m. eastern time on each release date.

Reference Month	Release Date
December 2023	Jan. 12, 2024
January 2024	Feb. 16, 2024
February 2024	Mar. 14, 2024
March 2024	Apr. 11, 2024
April 2024	May 14, 2024
May 2024	Jun. 13, 2024
June 2024	Jul. 12, 2024
July 2024	Aug. 13, 2024
August 2024	Sep. 12, 2024
September 2024	Oct. 11, 2024
October 2024	Nov. 14, 2024
November 2024	Dec. 12, 2024

Producer Price Indexes – December 2023

The Producer Price Index for final demand fell 0.1 percent in December, seasonally adjusted. Final demand prices moved down 0.1 percent in November and 0.4 percent in October. (See table A.) On an unadjusted basis, the index for final demand rose 1.0 percent in 2023 after increasing 6.4 percent in 2022.

The December decrease in the index for final demand is attributable to a 0.4-percent drop in prices for final demand goods. The index for final demand services was unchanged.

The index for final demand less foods, energy, and trade services rose 0.2 percent in December after edging up 0.1 percent in both November and October. Prices for final demand less foods, energy, and trade services climbed 2.5 percent in 2023 following a 4.7-percent increase in 2022.

Final Demand

Final demand goods: The index for final demand goods fell 0.4 percent in December, the third consecutive decline. In December, nearly 60 percent of the decrease can be traced to a 1.2-percent drop in prices for final demand energy. The index for final demand foods moved down 0.9 percent, while prices for final demand goods less foods and energy were unchanged.

Product detail: In December, half of the decrease in the index for final demand goods is attributable to prices for diesel fuel, which dropped 12.4 percent. The indexes for jet fuel; eggs for fresh use; non-carbonated soft drinks; passenger cars; and hay, hayseeds, and oilseeds also moved lower. In contrast, prices for gasoline rose 2.1 percent. The indexes for carbonated soft drinks and for nonferrous scrap also increased. (See table 2.)

Final demand services: The index for final demand services remained unchanged in December, the same as in both November and October. In December, prices for final demand services less trade, transportation, and warehousing rose 0.4 percent. Conversely, the indexes for final demand trade services and for final demand transportation and warehousing services fell 0.8 percent and 0.4 percent, respectively. (Trade indexes measure changes in margins received by wholesalers and retailers.)

Product detail: Within the index for final demand services in December, prices for securities brokerage, dealing, and investment advice increased 3.3 percent. The indexes for consumer loans (partial), application software publishing, airline passenger services, and fuels and lubricants retailing also moved higher. In contrast, margins for machinery and vehicle

wholesaling decreased 5.5 percent. The indexes for guestroom rental, long-distance motor carrying, automobiles and parts retailing, and apparel wholesaling also fell.

Intermediate Demand by Commodity Type

Within intermediate demand in December, the index for processed goods fell 0.6 percent, prices for unprocessed goods dropped 4.4 percent, and the index for services rose 0.4 percent. (See tables B and C.)

Processed goods for intermediate demand: The index for processed goods for intermediate demand fell 0.6 percent in December, the third consecutive decline. In December, the decrease was led by a 3.8-percent drop in prices for processed energy goods. The index for processed foods and feeds fell 0.7 percent. Conversely, prices for processed materials less foods and energy rose 0.2 percent. The index for processed goods for intermediate demand fell 2.7 percent in 2023 after increasing 4.8 percent in 2022.

Product detail: Most of the December decrease in the index for processed goods for intermediate demand can be attributed to a 12.4-percent drop in prices for diesel fuel. The indexes for jet fuel, basic organic chemicals, prepared animal feeds, residual fuels, and natural gas to electric utilities also moved lower. In contrast, prices for cold rolled steel sheet and strip jumped 14.6 percent. The indexes for fabricated structural metal and for electric power also increased.

Unprocessed goods for intermediate demand: Prices for unprocessed goods for intermediate demand moved down 4.4 percent in December, the largest decline since falling 5.2 percent in May. Eighty percent of the December decrease can be traced to a 9.1-percent drop in the index for unprocessed energy materials. Prices for unprocessed foodstuffs and feedstuffs moved down 2.5 percent. Conversely, the index for unprocessed nonfood materials less energy increased 0.2 percent. Prices for unprocessed goods for intermediate demand fell 19.0 percent in 2023 after rising 10.7 percent in 2022.

Product detail: Over 80 percent of the decrease in the index for unprocessed goods for intermediate demand can be attributed to a 13.2-percent drop in prices for crude petroleum. The indexes for slaughter hogs; hay, hayseeds, and oilseeds; slaughter steers and heifers; corn; and carbon steel scrap also declined. In contrast, prices for nonferrous scrap increased 3.6 percent. The indexes for slaughter chickens and natural gas also moved higher.

Chart 1. One-month percent changes in selected PPI final demand price indexes, seasonally adjusted

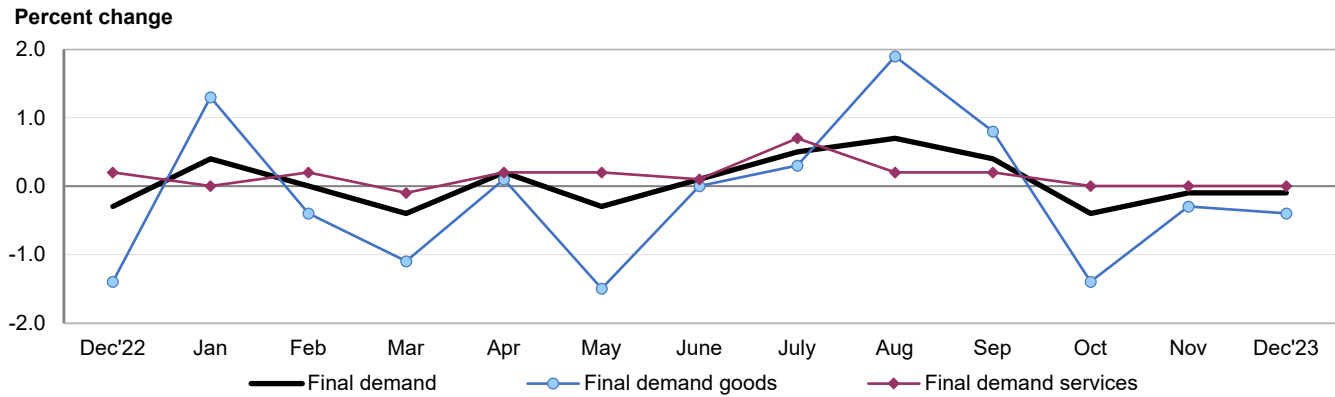


Chart 2. Twelve-month percent changes in selected PPI final demand price indexes, not seasonally adjusted

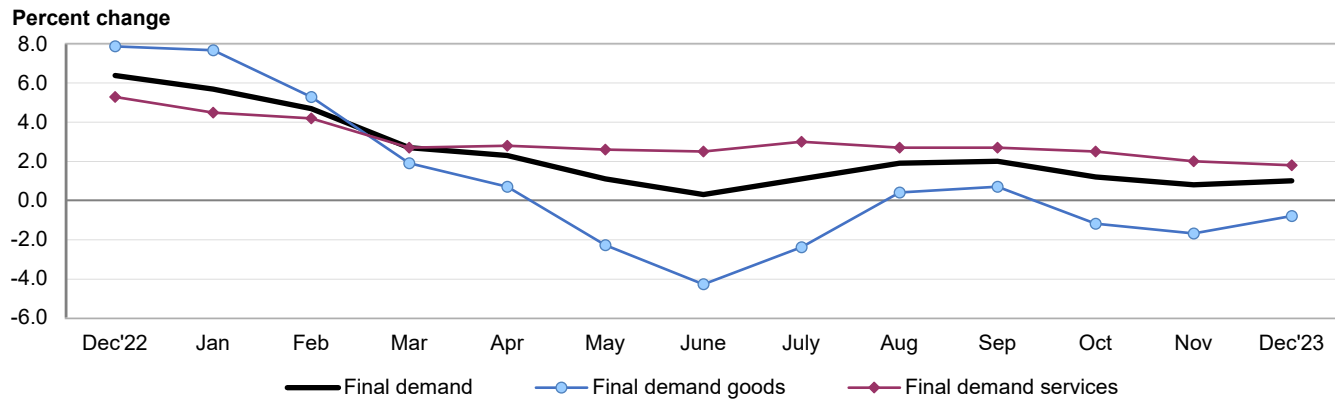


Table A. Monthly and 12-month percent changes in selected final demand price indexes, seasonally adjusted

Month	Total final demand	Final demand less foods, energy, and trade	Final demand goods				Final demand services				Change in final demand from 12 months ago (unadj.)	Change in final demand less foods, energy, and trade from 12 mo. ago (unadj.)	
			Total	Foods	Energy	Less foods and energy	Total	Trade	Transportation and warehousing	Other			
2022													
Dec...	-0.3	0.2	-1.4	-0.9	-6.3	0.1	0.2	0.3	0.0	0.2	6.4	4.7	
2023													
Jan...	0.4	0.5	1.3	-1.3	5.4	0.6	0.0	-0.8	-0.5	0.5	5.7	4.4	
Feb...	0.0	0.3	-0.4	-2.3	-0.8	0.3	0.2	-0.2	-0.8	0.4	4.7	4.5	
Mar...	-0.4	0.1	-1.1	0.2	-6.1	0.2	-0.1	-0.6	-0.7	0.2	2.7	3.7	
Apr....	0.2	0.2	0.1	-0.4	0.7	0.1	0.2	0.4	-2.5	0.5	2.3	3.4	
May. ...	-0.3	0.0	-1.5	-1.0	-6.9	0.1	0.2	0.8	-0.5	0.0	1.1	2.9	
June...	0.1	0.3	0.0	-0.3	0.8	-0.2	0.1	-0.7	0.0	0.5	0.3	2.9	
July....	0.5	0.2	0.3	0.4	0.9	0.0	0.7	1.6	0.3	0.4	1.1	2.9	
Aug. ¹ ..	0.7	0.2	1.9	-0.4	10.2	0.1	0.2	0.1	-0.1	0.3	1.9	2.9	
Sept. ¹ ..	0.4	0.3	0.8	0.6	3.1	0.2	0.2	-0.1	0.1	0.4	2.0	2.9	
Oct. ¹ ...	-0.4	0.1	-1.4	-0.1	-6.7	0.0	0.0	-0.3	0.7	0.0	1.2	2.8	
Nov. ¹ ..	-0.1	0.1	-0.3	0.7	-2.4	0.1	0.0	-0.1	-0.2	0.1	0.8	2.4	
Dec....	-0.1	0.2	-0.4	-0.9	-1.2	0.0	0.0	-0.8	-0.4	0.4	1.0	2.5	

¹ Some of the figures shown above and elsewhere in this release may differ from those previously reported because data for August 2023 through November 2023 have been revised to reflect the availability of late reports and corrections by respondents.

Table B. Monthly and 12-month percent changes in selected intermediate demand price indexes for goods by commodity type, seasonally adjusted

Month	Processed goods for intermediate demand					Unprocessed goods for intermediate demand				
	Total	Foods and feeds	Energy goods	Less foods and energy	Total, change from 12 months ago (unadj.)	Total	Food-stuffs and feed-stuffs	Energy materials	Nonfood materials less energy	Total, change from 12 months ago (unadj.)
2022										
Dec.....	-2.5	-0.6	-9.8	-0.4	4.8	1.5	-0.2	5.2	-1.7	10.7
2023										
Jan.....	1.1	0.2	4.9	0.1	3.9	-4.7	-5.8	-7.0	2.1	2.8
Feb.....	-0.4	-2.1	-1.6	0.2	2.1	-4.9	-1.0	-10.9	0.3	-10.4
Mar.....	-1.0	-0.2	-3.9	-0.2	-1.0	-4.7	-0.7	-11.1	-0.9	-16.8
Apr.....	-0.5	-1.1	-2.9	0.2	-3.4	1.1	-1.5	3.7	1.8	-20.3
May.....	-1.6	-1.8	-7.0	-0.1	-7.2	-5.2	-4.6	-8.0	-2.1	-28.2
June.....	-0.5	-1.2	-0.5	-0.4	-9.4	-1.0	1.0	-2.8	-1.6	-32.1
July.....	-0.3	1.2	-0.1	-0.5	-7.6	2.4	-0.9	10.1	-3.1	-24.1
Aug. ¹	2.1	0.7	11.8	-0.2	-4.4	2.3	0.1	6.0	0.1	-26.2
Sept. ¹	0.6	0.7	2.4	0.0	-3.7	3.3	2.3	6.8	-0.7	-21.5
Oct. ¹	-1.0	-0.3	-4.5	-0.1	-4.6	-2.0	-3.1	-2.1	0.0	-14.8
Nov. ¹	-0.4	-0.6	-1.2	-0.2	-4.5	-2.4	-1.0	-5.8	0.9	-14.2
Dec.....	-0.6	-0.7	-3.8	0.2	-2.7	-4.4	-2.5	-9.1	0.2	-19.0

¹ Some of the figures shown above and elsewhere in this release may differ from those previously reported because data for August 2023 through November 2023 have been revised to reflect the availability of late reports and corrections by respondents.

Services for intermediate demand: The index for services for intermediate demand climbed 0.4 percent in December, the largest increase since moving up 0.6 percent in July. Over 80 percent of the broad-based December rise can be traced to a 0.5-percent advance in prices for services less trade, transportation, and warehousing for intermediate demand. The indexes for trade services for intermediate demand and for transportation and warehousing services for intermediate demand also moved up, 0.4 percent and 0.1 percent, respectively. In 2023, prices for services for intermediate demand increased 3.4 percent following a 6.0-percent jump in 2022.

Product detail: Over 20 percent of the December increase in the index for services for intermediate demand can be attributed to prices for securities brokerage, dealing, and investment advice, which moved up 3.3 percent. The indexes for gross rents for retail properties; management, scientific, and technical consulting services; television advertising time sales; metals, minerals, and ores wholesaling; and airline passenger services also rose. Conversely, prices for business loans (partial) decreased 1.6 percent. The indexes for long-distance motor carrying and for food and alcohol wholesaling also fell.

Table C. Monthly and 12-month percent changes in selected intermediate demand price indexes for services by commodity type, seasonally adjusted

Month	Services for intermediate demand				Total, change from 12 months ago (unadj.)
	Total	Trade	Transportation and warehousing	Other	
2022					
Dec.....	0.0	-1.3	0.0	0.4	6.0
2023					
Jan.....	1.0	0.8	0.5	1.1	6.3
Feb.....	0.3	-0.7	0.0	0.7	6.2
Mar.....	-0.3	0.9	-1.0	-0.5	4.5
Apr.....	0.7	0.8	-1.1	1.0	4.4
May.....	0.2	-0.3	-0.3	0.4	3.9
June.....	0.1	-0.8	-0.1	0.4	4.4
July.....	0.6	2.1	0.9	0.1	4.7
Aug. ¹	-0.1	-0.5	-0.6	0.1	4.2
Sept. ¹	0.2	-0.5	0.6	0.3	3.9
Oct. ¹	0.0	1.8	0.6	-0.5	3.4
Nov. ¹	0.3	0.6	-0.2	0.3	3.0
Dec.....	0.4	0.4	0.1	0.5	3.4

¹ Some of the figures shown above and elsewhere in this release may differ from those previously reported because data for August 2023 through November 2023 have been revised to reflect the availability of late reports and corrections by respondents.

Intermediate Demand by Production Flow

Stage 4 intermediate demand: Prices for stage 4 intermediate demand increased 0.2 percent in December following a 0.1-percent rise in November. In December, the index for total services inputs to stage 4 intermediate demand moved up 0.4 percent, while prices for total goods inputs were unchanged. (See table D.) Increases in the indexes for securities brokerage, dealing, and investment advice; gross rents for retail properties; fabricated structural metal; portfolio management; electric power; and gasoline outweighed falling prices for diesel fuel, gross rents for office buildings, and business loans (partial). In 2023, the index for stage 4 intermediate demand rose 2.1 percent after moving up 5.9 percent in 2022.

Stage 3 intermediate demand: Prices for stage 3 intermediate demand declined 0.4 percent in December, the third consecutive decrease. In December, the index for total goods inputs to stage 3 intermediate demand fell 1.4 percent. In contrast, prices for total services inputs increased 0.4 percent. Decreases in the indexes for diesel fuel; jet fuel; slaughter hogs; slaughter steers and heifers; hay, hayseeds, and oilseeds; and business loans (partial) outweighed higher prices for television advertising time sales, slaughter chickens, and cold rolled steel sheet and strip. In 2023, the index for stage 3 intermediate demand declined 2.4 percent following a 5.1-percent rise in 2022.

Stage 2 intermediate demand: Prices for stage 2 intermediate demand decreased 1.6 percent in December, the largest decline since dropping 2.5 percent in March. In December, the index for total goods inputs to stage 2 intermediate demand fell 4.1 percent. Conversely, prices for total services inputs increased 0.2 percent. Decreases in the indexes for crude petroleum, business loans (partial), oilseeds, basic organic chemicals, guestroom rental, and non-corrugated paperboard outweighed rising prices for deposit services (partial), natural gas, and nonferrous scrap. In 2023, the index for stage 2 intermediate demand moved down 5.5 percent after increasing 7.7 percent in 2022.

Stage 1 intermediate demand: Prices for stage 1 intermediate demand fell 0.2 percent in December, the third consecutive decline. In December, the index for total goods inputs to stage 1 intermediate demand decreased 0.9 percent. In contrast, prices for total services inputs rose 0.4 percent. Declines in the indexes for diesel fuel, guestroom rental, basic organic chemicals, residual fuels, gross rents for office buildings, and long-distance motor carrying outweighed increases in prices for securities brokerage, dealing, and investment advice; gross rents for retail properties; and fabricated structural metal products. In 2023, the index for stage 1 intermediate demand fell 0.2 percent following a 5.4-percent rise in 2022.

Table D. Monthly percent changes in selected intermediate demand price indexes by production flow, seasonally adjusted

Month	Stage 4 intermediate demand			Stage 3 intermediate demand			Stage 2 intermediate demand			Stage 1 intermediate demand		
	Total	Goods inputs	Ser-vices inputs	Total	Goods inputs	Ser-vices inputs	Total	Goods inputs	Ser-vices inputs	Total	Goods inputs	Ser-vices inputs
2022												
Dec.....	-0.4	-0.7	0.0	-2.0	-3.8	0.0	1.0	1.5	0.6	-1.8	-3.0	-0.4
2023												
Jan.....	1.0	0.8	1.2	0.2	-0.5	0.9	-0.9	-2.9	0.9	0.7	0.8	0.7
Feb.....	0.0	-0.1	0.2	-0.2	-0.6	0.1	-1.4	-4.6	1.2	-0.3	-0.4	-0.2
Mar.....	-0.3	-0.5	-0.1	-0.7	-1.1	-0.4	-2.5	-4.9	-0.7	-0.4	-1.0	0.2
Apr.....	0.3	-0.2	0.7	-0.2	-1.2	0.7	0.9	1.2	0.7	-0.1	-0.7	0.5
May.....	-0.2	-0.6	0.2	-1.4	-3.0	-0.1	-1.4	-4.1	0.6	-1.0	-1.8	-0.2
June.....	0.0	0.0	0.1	-0.1	-0.1	-0.2	-1.0	-2.2	-0.2	-0.1	-0.6	0.3
July.....	0.3	-0.1	0.7	-0.4	-1.4	0.5	1.9	4.0	0.4	0.1	-0.7	0.8
Aug. ¹	0.5	0.7	0.4	1.1	3.3	-0.6	0.7	2.3	-0.5	1.4	2.6	0.3
Sept. ¹	0.2	0.3	0.2	0.6	1.2	0.1	1.1	3.1	-0.4	0.3	0.3	0.3
Oct. ¹	-0.3	-0.5	-0.1	-0.6	-2.0	0.5	-0.3	-1.3	0.5	-0.4	-0.8	0.0
Nov. ¹	0.1	-0.1	0.3	-0.3	-1.2	0.4	-1.0	-2.4	0.2	-0.1	-0.5	0.4
Dec.....	0.2	0.0	0.4	-0.4	-1.4	0.4	-1.6	-4.1	0.2	-0.2	-0.9	0.4

¹ Some of the figures shown above and elsewhere in this release may differ from those previously reported because data for August 2023 through November 2023 have been revised to reflect the availability of late reports and corrections by respondents.

Recalculated Seasonal Adjustment Factors and Relative Importance Figures to be Available on February 14, 2024

Each year with the release of PPI data for January, seasonal adjustment factors and relative importance figures are recalculated to reflect price movements from the just-completed calendar year. The following information relating to the seasonal-factor update will be available on February 14, 2024 (2 workdays prior to the release of PPI data for January 2024 on February 16, 2024):

- Direct seasonal factors for PPI commodity indexes for the year 2024,
- Recalculated seasonal factors for the last 5 years (2019-2023) for PPI commodity indexes,
- Recalculated seasonal factors for the last 5 years (2019-2023) for PPI Final Demand-Intermediate Demand indexes,
- Recalculated seasonal index data for the last 5 years (2019-2023) for Final Demand-Intermediate Demand and commodity indexes. This revision to seasonally adjusted indexes for the previous 5 years will be posted to the PPI database on the BLS website.

In addition, the following relative importance tables, which include values for December 2023, will be available on February 14, 2024:

- Final demand by individual commodities
- Final demand by component series
- Individual commodities of intermediate demand by commodity type
- Component series of intermediate demand by commodity type
- Individual commodities of intermediate demand by production flow
- Component series of intermediate demand by production flow
- Commodities, all levels
- Wherever-provided services and construction

This information will be available on the PPI website at www.bls.gov/ppi or by contacting the PPI Section of Index Analysis and Public Information at ppi-info@bls.gov or (202) 691-7705.

Chart 1. The Final Demand Index and its component indexes, January 2019 through December 2023, 12-month percentage changes

Percent change

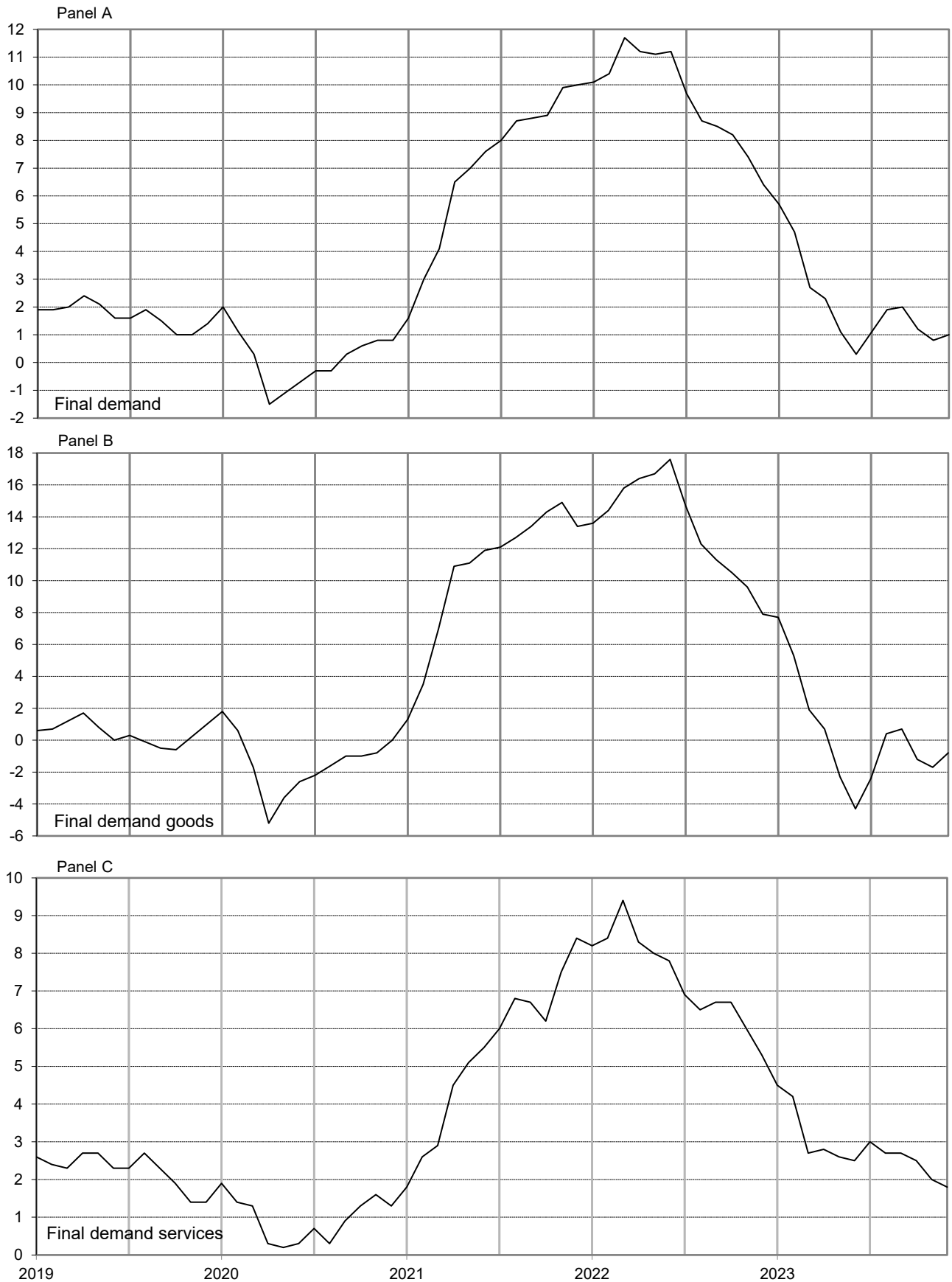


Chart 2. The Processed Goods for Intermediate Demand Index and its component indexes, January 2019 through December 2023, 12-month percentage changes

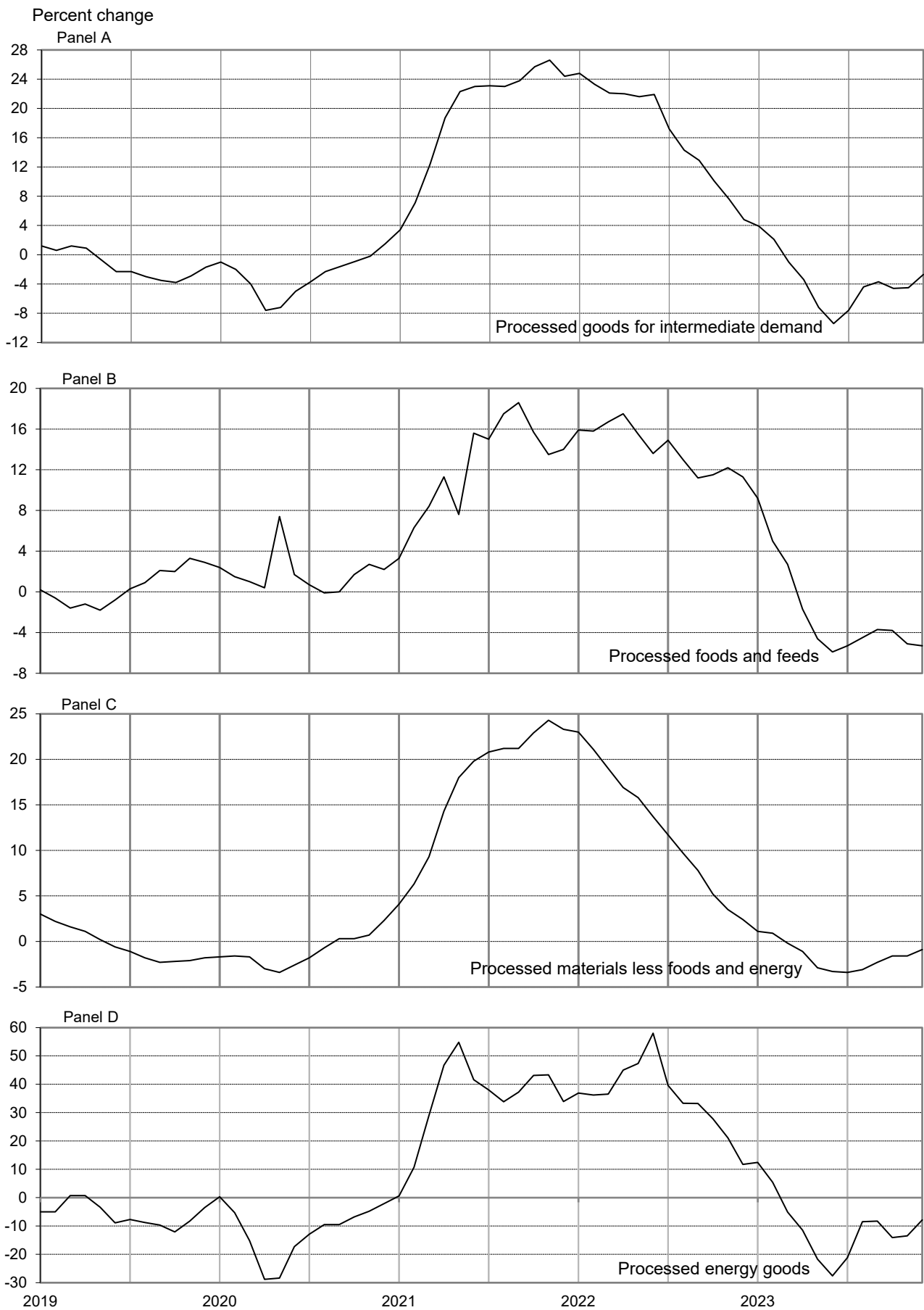


Chart 3. The Unprocessed Goods for Intermediate Demand Index and its component indexes, January 2019 through December 2023, 12-month percentage changes

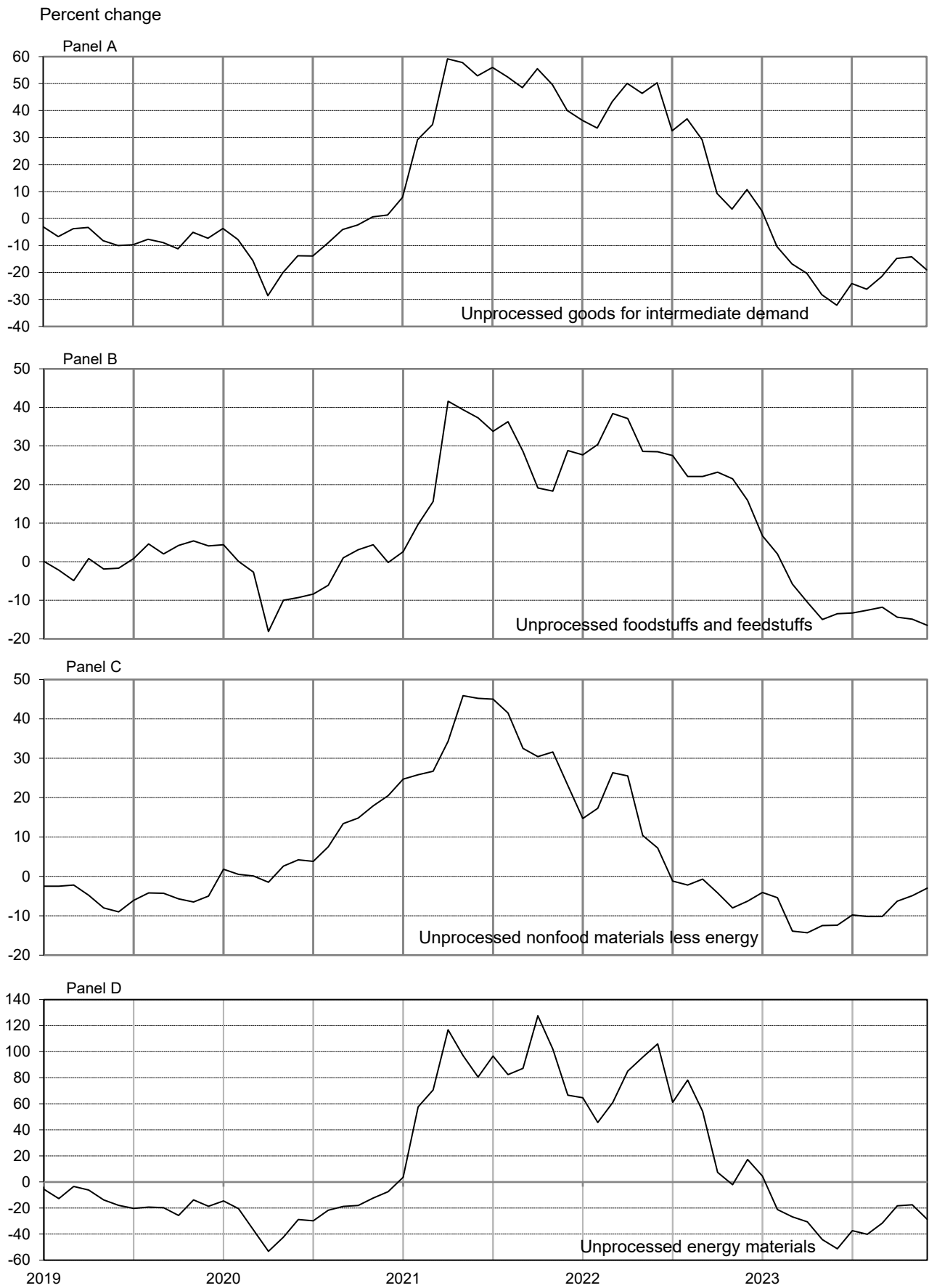
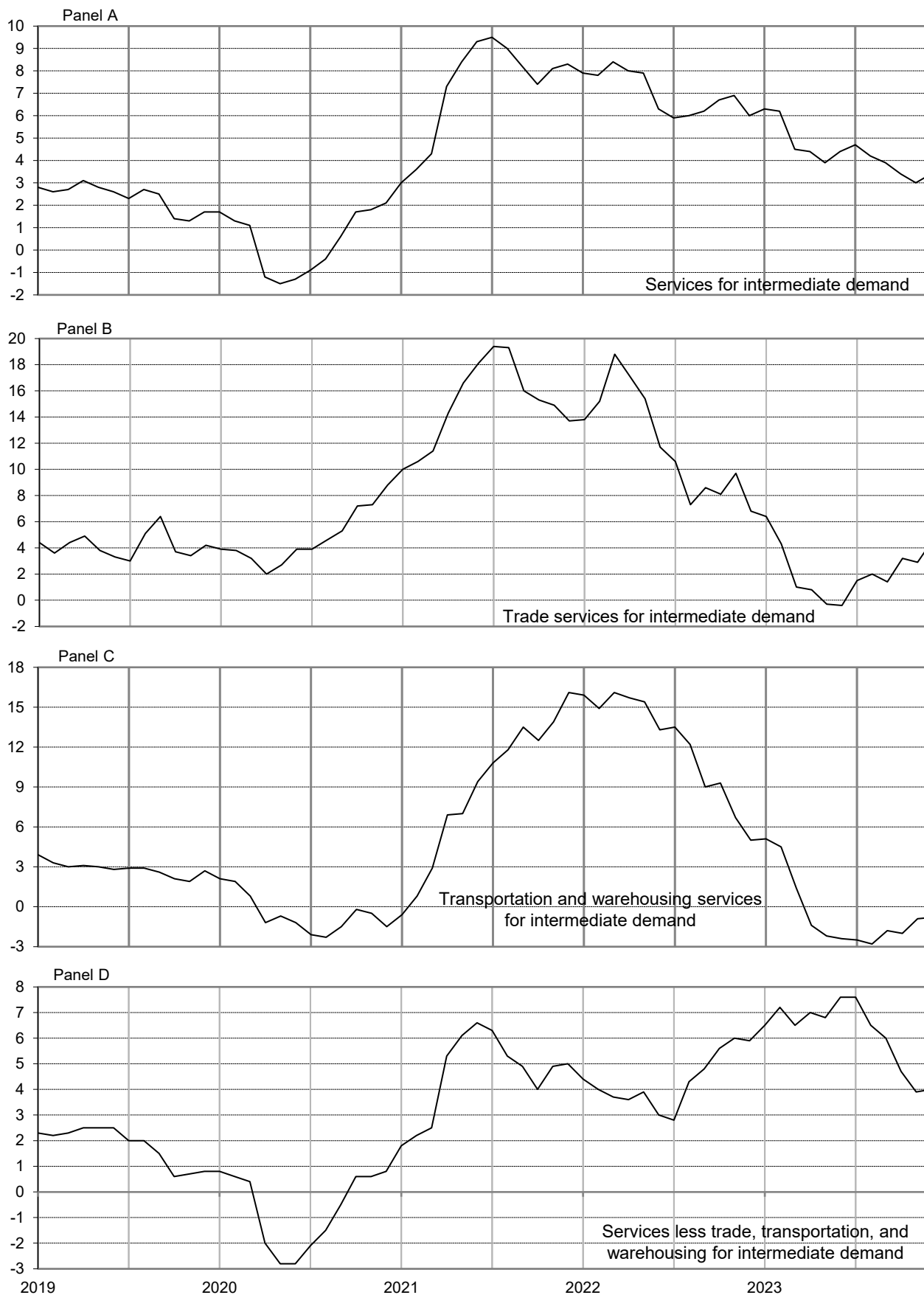


Chart 4. The Services for Intermediate Demand Index and its component indexes, January 2019 through December 2023, 12-month percentage changes

Percent change



Source: U.S. Bureau of Labor Statistics, Producer Price Index Program

Table 1. Producer price index percentage changes and weights for Final Demand-Intermediate Demand groupings, seasonally adjusted
[December 2023]

Grouping	Commodity code		Relative Importance Dec. 2022 ¹	Unadjusted 12-month percent change ² Dec. 2022 to Dec. 2023 ^P	Seasonally adjusted 1-month percent change ²				
	Group code	Item code			July to Aug.	Aug. to Sept. ^P	Sept. to Oct. ^P	Oct. to Nov. ^P	Nov. to Dec. ^P
Final Demand									
Final demand.....	FD	4	100.000	1.0	0.7	0.4	-0.4	-0.1	-0.1
Final demand goods.....	FD	41	30.653	-0.8	1.9	0.8	-1.4	-0.3	-0.4
Final demand foods.....	FD	411	5.940	-5.0	-0.4	0.6	-0.1	0.7	-0.9
Finished consumer foods ³	FD	4111	4.511	-4.3	-0.2	0.6	0.1	0.6	-0.8
Finished consumer foods, crude.....	FD	41113	0.606	-41.4	-5.6	-3.6	-3.1	19.3	-6.4
Finished consumer foods, processed.....	FD	41112	3.905	1.5	0.3	0.9	0.3	-0.9	-0.3
Government purchased foods.....	FD	4112	0.406	0.7	0.2	1.3	1.0	-0.1	-0.7
Foods for export.....	FD	4113	1.023	-10.1	-1.5	0.6	-1.7	1.2	-1.6
Final demand energy.....	FD	412	5.853	-4.8	10.2	3.1	-6.7	-2.4	-1.2
Finished consumer energy goods ³	FD	4121	4.451	-2.7	8.7	3.0	-7.5	-2.2	0.4
Government purchased energy.....	FD	4122	0.942	-10.2	15.7	3.2	-4.7	-2.3	-6.0
Energy for export.....	FD	4123	0.460	-14.1	15.1	4.0	-1.9	-4.3	-7.7
Final demand goods less foods and energy.....	FD	413	18.859	1.8	0.1	0.2	0.0	0.1	0.0
Finished goods less foods and energy ³	FD	4131	10.768	2.6	0.2	0.2	0.0	0.2	0.0
Finished consumer goods less foods and energy.....	FD	41311	5.731	2.4	0.2	0.2	0.0	0.2	-0.1
Nondurable consumer goods less foods and energy.....	FD	413111	3.441	3.3	0.2	0.1	0.2	0.2	0.0
Durable consumer goods.....	FD	413112	2.290	1.1	0.1	0.2	-0.3	0.3	-0.2
Private capital equipment.....	FD	41312	5.037	2.7	0.2	0.2	0.0	0.2	0.0
Private capital equipment for manufacturing industries.....	FD	413121	1.222	3.7	0.2	0.1	0.1	0.2	0.1
Private capital equipment for nonmanufacturing industries.....	FD	413122	3.815	2.5	0.2	0.2	0.0	0.2	-0.1
Government purchased goods, excluding foods and energy.....	FD	4132	1.967	0.6	0.1	0.2	0.1	0.0	0.0
Government purchased goods excluding foods, energy, and capital equipment.....	FD	41321	1.160	-0.1	0.1	0.3	0.2	-0.2	0.0
Government purchased capital equipment.....	FD	41322	0.807	1.8	0.2	0.1	0.1	0.2	0.0
Goods for export, excluding foods and energy.....	FD	4133	6.124	0.7	0.0	0.1	0.0	0.1	0.1
Final demand services.....	FD	42	66.677	1.8	0.2	0.2	0.0	0.0	0.0
Final demand trade services ⁴	FD	423	19.700	-0.8	0.1	-0.1	-0.3	-0.1	-0.8
Trade of finished goods ³	FD	4231	17.049	-1.3	0.1	-0.1	-0.4	-0.3	-0.7
Trade of personal consumption goods.....	FD	42311	13.855	-0.7	0.1	-0.3	-0.3	-0.4	-0.2
Trade of private capital equipment.....	FD	42312	3.194	-3.9	0.2	0.5	-1.2	0.2	-3.1
Trade of government purchased goods.....	FD	4232	0.750	2.1	-0.3	0.0	0.4	0.7	-1.4
Trade of government purchased goods, excluding capital equipment.....	FD	42321	0.457	5.6	-0.7	-0.4	1.3	0.5	0.4
Trade of government purchased capital equipment.....	FD	42322	0.293	-3.2	0.3	0.6	-1.0	1.0	-4.2
Trade of exports.....	FD	4233	1.901	2.4	-0.3	-0.2	0.9	0.9	-1.3
Final demand transportation and warehousing services.....	FD	422	5.213	-4.5	-0.1	0.1	0.7	-0.2	-0.4
Transportation of passengers for final demand.....	FD	4221	1.275	-0.1	-2.1	-3.2	2.1	-0.6	2.1
Transportation of private passengers.....	FD	42211	0.860	-0.1	-2.1	-3.2	2.1	-0.6	2.1
Transportation of government passengers.....	FD	42212	0.103	-0.1	-2.1	-3.2	2.1	-0.6	2.1
Transportation of passengers for export.....	FD	42213	0.312	-0.1	-2.2	-3.3	2.1	-0.6	2.1
Transportation and warehousing of goods for final demand.....	FD	4222	3.938	-6.0	0.6	1.3	0.3	-0.1	-1.2
Transportation and warehousing of finished goods ³	FD	42221	2.567	-6.7	0.6	1.3	0.2	-0.1	-1.3
Transportation and warehousing of personal consumption goods.....	FD	422211	2.063	-6.4	0.6	1.3	0.2	-0.1	-1.3
Transportation and warehousing of private capital equipment.....	FD	422212	0.504	-7.7	0.6	1.4	0.2	-0.1	-1.4
Transportation and warehousing of government purchased goods.....	FD	42222	0.233	-4.7	0.4	1.2	0.2	-0.1	-1.0
Transportation and warehousing of exports.....	FD	42223	1.138	-4.7	0.8	1.2	0.4	-0.1	-1.0
Final demand services less trade, transportation, and warehousing.....	FD	421	41.763	3.8	0.3	0.4	0.0	0.1	0.4
Finished services less trade, transportation, and warehousing ³	FD	4211	36.505	3.7	0.3	0.4	0.1	0.1	0.3
Finished consumer services less trade, transportation, and warehousing.....	FD	42111	32.158	3.6	0.2	0.4	0.1	0.1	0.3
Private capital investment services less trade, transportation, and warehousing.....	FD	42112	4.347	4.1	0.7	0.2	0.3	-0.1	0.7
Government purchased services less trade, transportation, and warehousing.....	FD	4212	2.674	3.8	0.4	0.3	-0.4	0.1	0.6
Gov. purchased services less trade, transportation, and warehousing, excl. capital investment.....	FD	42121	2.515	3.8	0.4	0.3	-0.4	0.1	0.6
Government purchased capital investment services less trade, transportation, and warehousing.....	FD	42122	0.159	3.7	0.6	-0.2	0.5	-1.0	1.2
Services for export less trade, transportation, and warehousing.....	FD	4213	2.584	6.2	0.2	0.6	-0.5	-0.3	1.1
Final demand construction.....	FD	43	2.670	0.5	0.1	0.1	-0.3	-0.1	0.1
Construction for private capital investment.....	FD	431	1.856	0.5	0.1	0.1	-0.4	-0.2	0.1
Construction for government.....	FD	432	0.814	0.6	0.0	0.0	-0.2	-0.1	0.0
Special Groupings of Final Demand									
Final demand less exports.....	FD	49101	86.458	1.1	0.8	0.4	-0.5	-0.1	-0.1
Final demand less government.....	FD	49102	92.111	1.0	0.6	0.4	-0.4	-0.1	-0.1

See footnotes at end of table.

Table 1. Producer price index percentage changes and weights for Final Demand-Intermediate Demand groupings, seasonally adjusted — Continued
 [December 2023]

Grouping	Commodity code		Relative Importance Dec. 2022 ¹	Unadjusted 12-month percent change ² Dec. 2022 to Dec. 2023 ^P	Seasonally adjusted 1-month percent change ²				
	Group code	Item code			July to Aug.	Aug. to Sept. ^P	Sept. to Oct. ^P	Oct. to Nov. ^P	Nov. to Dec. ^P
Final demand less foods, food and nonalcoholic beverages for immediate consumption, and energy ⁵	FD	49103	87.791	1.6	0.2	0.2	0.0	0.0	-0.1
Final demand less foods and energy ⁵	FD	49104	88.207	1.8	0.2	0.2	0.0	0.0	0.0
Final demand less foods and food and nonalcoholic beverages for immediate consumption ⁵	FD	49105	93.644	1.2	0.8	0.4	-0.5	-0.1	-0.1
Final demand less foods ⁵	FD	49106	94.060	1.4	0.8	0.4	-0.5	-0.1	-0.1
Final demand less energy.....	FD	49107	94.147	1.3	0.1	0.2	0.0	0.1	-0.1
Final demand less trade services.....	FD	49108	80.300	1.4	0.9	0.5	-0.5	-0.1	0.0
Final demand less distributive services ⁶	FD	49109	76.362	1.8	0.9	0.5	-0.5	-0.1	0.1
Final demand goods less energy.....	FD	49111	24.799	0.2	0.0	0.3	0.0	0.3	-0.2
Final demand goods less foods.....	FD	49112	24.712	0.2	2.4	0.9	-1.7	-0.5	-0.3
Final demand services less trade services.....	FD	49113	46.976	2.9	0.3	0.4	0.1	0.0	0.3
Final demand distributive services ⁶	FD	49114	23.638	-1.7	0.2	0.1	-0.2	-0.1	-0.9
Final demand goods plus final demand distributive services ⁶	FD	49115	54.290	-1.2	1.2	0.5	-0.9	-0.2	-0.6
Final demand less foods, energy, and trade services ⁵	FD	49116	68.507	2.5	0.2	0.3	0.1	0.1	0.2
Private and government purchased capital equipment.....	FD	49117	5.844	2.6	0.2	0.2	0.0	0.2	0.0
Private and government purchased capital investment services.....	FD	49118	8.497	0.1	0.5	0.4	-0.3	0.1	-1.0
Total private and government purchased capital investment.....	FD	49119	14.341	1.0	0.3	0.3	-0.2	0.1	-0.5
Total finished ³	FD	49201	78.567	1.2	0.7	0.4	-0.5	-0.1	-0.1
Total finished less foods, food and nonalcoholic beverages for immediate consumption, and energy ^{3, 5}	FD	49202	69.193	1.8	0.2	0.2	0.0	0.0	0.0
Total finished less foods and energy ^{3, 5}	FD	49203	69.605	1.8	0.2	0.2	0.0	0.0	0.0
Total finished less foods and food and nonalcoholic beverages for immediate consumption ^{3, 5}	FD	49204	73.644	1.5	0.7	0.4	-0.5	-0.1	0.0
Total finished less foods ^{3, 5}	FD	49205	74.056	1.5	0.7	0.4	-0.5	-0.1	0.0
Total finished less energy ³	FD	49206	74.116	1.4	0.2	0.2	0.0	0.0	-0.1
Finished goods ³	FD	49207	19.730	-0.2	2.1	0.9	-1.8	-0.3	-0.1
Finished goods less energy ³	FD	49208	15.279	0.5	0.1	0.3	0.0	0.3	-0.3
Finished goods, excluding foods ^{3, 5}	FD	49209	15.219	1.0	2.7	1.0	-2.4	-0.5	0.1
Finished services ³	FD	49210	56.981	1.7	0.2	0.2	0.0	0.0	0.0
Private capital investment services.....	FD	49211	8.045	0.2	0.5	0.4	-0.3	0.0	-0.9
Finished distributive services ^{3, 6}	FD	49212	19.616	-2.0	0.2	0.0	-0.4	-0.2	-0.8
Finished services less trade services ³	FD	49213	39.932	2.9	0.3	0.4	0.2	0.1	0.3
Finished services less distributive services ^{3, 6}	FD	49214	37.365	3.6	0.2	0.3	0.2	0.1	0.4
Total private capital investment (goods, services, and construction).....	FD	49215	14.938	1.1	0.4	0.3	-0.2	0.1	-0.5
Finished goods plus finished distributive services ^{3, 6}	FD	49216	39.346	-1.1	1.1	0.5	-1.1	-0.3	-0.5
Total exports.....	FD	49301	13.542	0.2	0.3	0.3	-0.1	0.0	-0.3
Goods for export.....	FD	49302	7.607	-1.6	0.6	0.4	-0.3	0.0	-0.5
Services for export.....	FD	49303	5.935	2.6	0.0	0.2	0.2	0.1	0.0
Total government purchases.....	FD	49401	7.889	0.4	1.8	0.6	-0.6	-0.2	-0.6
Government purchased goods.....	FD	49402	3.315	-2.4	4.2	1.2	-1.2	-0.7	-1.7
Government purchased services.....	FD	49403	3.760	2.8	0.2	0.2	-0.1	0.2	0.2
Total government purchased capital investment (goods, services, construction).....	FD	49404	2.073	0.8	0.2	0.1	-0.2	0.1	-0.5
Government purchases, defense.....	FD	49405	2.344	0.0	2.1	0.9	-0.5	-0.4	-1.4
Government purchases, non-defense.....	FD	49406	5.545	0.6	1.7	0.5	-0.6	-0.1	-0.3
Personal consumption.....	FD	49501	63.629	1.2	0.8	0.4	-0.6	-0.1	0.0
Personal consumption goods (finished consumer goods).....	FD	49502	14.693	-1.2	2.7	1.2	-2.5	-0.4	-0.2
Personal consumption goods less energy.....	FD	49503	10.242	-0.5	0.0	0.3	0.1	0.4	-0.4
Personal consumption goods less foods.....	FD	49504	10.182	0.2	3.9	1.5	-3.5	-0.9	0.1
Personal consumption nondurable goods less foods.....	FD	49508	7.892	-0.1	5.0	1.8	-4.4	-1.2	0.2
Personal consumption services.....	FD	49505	48.936	1.9	0.2	0.2	0.0	0.0	0.1
Personal consumption less trade services.....	FD	49506	49.774	1.7	0.9	0.6	-0.6	-0.1	0.1
Personal consumption less distributive services ⁶	FD	49507	47.711	2.1	0.9	0.6	-0.7	-0.1	0.2
Personal consumption less foods and energy.....	FD	49510	54.667	2.0	0.2	0.2	0.0	0.0	0.1
Personal consumption less foods, energy, and trade services ⁴	FD	49511	40.812	2.9	0.2	0.3	0.1	0.1	0.2
Personal consumption less foods, energy, and distributive services ⁶	FD	49512	38.749	3.4	0.2	0.3	0.1	0.1	0.3
Personal consumption goods plus personal consumption distributive services ⁶	FD	49509	30.611	-1.3	1.4	0.5	-1.3	-0.4	-0.3
Intermediate Demand by Commodity Type									
Processed goods									
Processed goods for intermediate demand.....	ID6	1	100.000	-2.7	2.1	0.6	-1.0	-0.4	-0.6
Materials and components for manufacturing.....	ID6	11	42.908	-2.3	-0.2	0.1	-0.2	-0.4	0.2
Materials for manufacturing.....	ID6	111	26.996	-4.7	-0.3	0.1	-0.3	-0.7	0.2
Materials for food manufacturing.....	ID6	1111	4.432	-5.1	0.9	0.9	0.2	-0.7	-0.5
Materials for nondurable manufacturing.....	ID6	1112	12.302	-7.1	-0.2	0.8	0.5	-0.8	-0.5
Materials for durable manufacturing.....	ID6	1113	10.262	-1.6	-1.0	-1.1	-1.5	-0.5	1.3
Components for manufacturing.....	ID6	112	15.912	1.9	0.0	0.1	0.1	0.1	0.3

See footnotes at end of table.

Table 1. Producer price index percentage changes and weights for Final Demand-Intermediate Demand groupings, seasonally adjusted — Continued
[December 2023]

Grouping	Commodity code		Relative Importance Dec. 2022 ¹	Unadjusted 12-month percent change ² Dec. 2022 to Dec. 2023 ^P	Seasonally adjusted 1-month percent change ²				
	Group code	Item code			July to Aug.	Aug. to Sept. ^P	Sept. to Oct. ^P	Oct. to Nov. ^P	Nov. to Dec. ^P
Components for nondurable manufacturing.....	ID6	1121	0.793	-1.5	-0.1	-0.4	0.0	0.1	0.4
Components for durable manufacturing.....	ID6	1122	15.119	2.0	0.1	0.1	0.1	0.1	0.3
Materials and components for construction.....	ID6	12	10.348	1.4	0.1	0.3	0.0	0.2	0.3
Materials for construction.....	ID6	121	4.574	0.9	0.2	0.6	-0.4	0.0	0.0
Components for construction.....	ID6	122	5.774	1.7	0.1	0.2	0.3	0.3	0.5
Processed fuels and lubricants for intermediate demand.....	ID6	13	19.830	-7.9	11.8	2.4	-4.5	-1.2	-3.8
Processed fuels and lubricants to manufacturing industries.....	ID6	131	5.016	-7.1	6.9	1.6	-0.2	0.0	-2.7
Processed fuels and lubricants to nonmanufacturing industries.....	ID6	132	14.814	-8.1	13.5	2.6	-5.9	-1.5	-4.1
Containers for intermediate demand.....	ID6	14	3.107	-3.1	-0.5	-0.4	-0.2	-0.4	0.3
Supplies for intermediate demand.....	ID6	15	23.807	-0.9	0.0	0.1	-0.1	-0.2	-0.1
Supplies to manufacturing industries.....	ID6	151	3.173	-0.9	-0.2	0.0	0.0	0.0	0.1
Supplies to nonmanufacturing industries.....	ID6	152	20.634	-0.9	0.1	0.2	-0.1	-0.2	-0.1
Supplies to nonmanufacturing industries, feeds.....	ID6	1521	2.363	-9.7	0.6	0.1	-1.7	-0.2	-1.7
Supplies to nonmanufacturing industries, other than feeds.....	ID6	1522	18.271	0.2	0.0	0.2	0.1	-0.2	0.0
Unprocessed goods									
Unprocessed goods for intermediate demand.....	ID6	2	100.000	-19.0	2.3	3.3	-2.0	-2.4	-4.4
Unprocessed foodstuffs and feedstuffs.....	ID6	21	36.058	-16.5	0.1	2.3	-3.1	-1.0	-2.5
Unprocessed nonfood materials.....	ID6	22	63.942	-20.5	3.6	3.9	-1.3	-3.3	-5.5
Unprocessed nonfood materials except fuel.....	ID6	221	45.514	-7.0	4.3	5.2	-1.9	-5.0	-6.9
Unprocessed nonfood materials except fuel to manufacturing industries.....	ID6	2211	43.610	-7.7	4.4	5.4	-2.0	-5.3	-7.3
Unprocessed nonfood materials except fuel to nonmanufacturing industries.....	ID6	2212	1.904	-8.4	1.2	0.4	0.3	0.5	0.6
Unprocessed fuel.....	ID6	222	18.428	-51.9	0.5	-2.9	1.6	6.2	1.4
Unprocessed fuel to manufacturing industries.....	ID6	2221	0.982	-19.3	1.3	-3.3	2.5	0.0	1.2
Unprocessed fuel to nonmanufacturing industries.....	ID6	2222	17.446	-53.7	0.4	-2.8	1.5	6.9	1.4
Services									
Services for intermediate demand.....	ID6	3	100.000	3.4	-0.1	0.2	0.0	0.3	0.4
Trade services for intermediate demand ⁴	ID6	33	18.127	4.6	-0.5	-0.5	1.8	0.6	0.4
Trade services for manufacturing industries.....	ID6	331	8.929	4.8	-0.8	-0.9	1.9	0.9	0.3
Trade services for nonmanufacturing industries.....	ID6	332	9.198	4.3	-0.3	-0.2	1.6	0.3	0.4
Transportation and warehousing services for intermediate demand.....	ID6	32	14.516	-0.8	-0.6	0.6	0.6	-0.2	0.1
Transportation of passengers for intermediate demand.....	ID6	321	1.069	-0.1	-2.1	-3.2	2.1	-0.6	2.1
Transportation of passengers for manufacturing industries.....	ID6	3211	0.127	-0.1	-2.2	-3.2	2.1	-0.6	2.1
Transportation of passengers for nonmanufacturing industries.....	ID6	3212	0.942	-0.1	-2.1	-3.2	2.1	-0.6	2.1
Transportation and warehousing of goods for intermediate demand.....	ID6	322	13.447	-0.8	-0.5	0.9	0.5	-0.1	-0.1
Transportation and warehousing of goods for manufacturing industries.....	ID6	3221	2.941	-3.9	0.6	0.9	0.3	0.1	-0.8
Transportation and warehousing of goods for nonmanufacturing industries.....	ID6	3222	10.506	0.0	-0.8	0.9	0.5	-0.2	0.1
Services less trade, transportation, and warehousing for intermediate demand.....	ID6	31	67.357	4.0	0.1	0.3	-0.5	0.3	0.5
Services less trade, transportation, and warehousing for manufacturing industries.....	ID6	311	2.068	4.1	0.2	0.2	0.4	0.0	0.5
Services less trade, transportation, and warehousing for nonmanufacturing industries.....	ID6	312	65.288	4.0	0.1	0.3	-0.6	0.4	0.5
Construction									
Construction for intermediate demand.....	ID6	4	100.000	3.3	0.0	0.0	0.1	0.0	0.1
Special Groupings of Intermediate Demand by Commodity Type									
Processed materials less foods and feeds.....	ID6	9111	90.968	-2.5	2.3	0.6	-1.1	-0.4	-0.6
Processed foods and feeds.....	ID6	9112	9.032	-5.3	0.7	0.7	-0.3	-0.6	-0.7
Processed energy goods.....	ID6	9113	19.830	-7.9	11.8	2.4	-4.5	-1.2	-3.8
Processed materials less energy.....	ID6	9118	80.170	-1.4	-0.1	0.1	-0.1	-0.3	0.1
Processed materials less foods and energy.....	ID6	9115	71.138	-0.9	-0.2	0.0	-0.1	-0.2	0.2
Intermediate distributive services ⁷	ID6	9116	31.574	2.3	-0.5	0.1	1.2	0.3	0.2
Processed goods plus intermediate distributive services.....	ID6	9117	-	-1.2	1.3	0.4	-0.4	-0.2	-0.4
Unprocessed materials less agricultural products.....	ID6	9211	58.389	-19.7	4.1	4.7	-1.2	-3.4	-5.9
Unprocessed energy materials ⁸	ID6	9212	43.623	-28.7	6.0	6.8	-2.1	-5.8	-9.1
Unprocessed materials less energy.....	ID6	9213	56.377	-11.6	0.1	1.2	-1.9	-0.3	-1.4
Unprocessed nonfood materials less energy ⁹	ID6	9216	20.319	-3.0	0.1	-0.7	0.0	0.9	0.2
Intermediate Demand by Production Flow									
Stage 4 Intermediate Demand									
Stage 4 intermediate demand.....	ID5	4	100.000	2.1	0.5	0.2	-0.3	0.1	0.2
Inputs to stage 4 goods producers.....	ID5	41	30.237	0.1	-0.1	-0.2	0.1	0.1	0.1
Goods.....	ID5	411	22.423	-1.5	-0.1	-0.1	-0.3	-0.1	0.0

See footnotes at end of table.

Table 1. Producer price index percentage changes and weights for Final Demand-Intermediate Demand groupings, seasonally adjusted — Continued
 [December 2023]

Grouping	Commodity code		Relative Importance Dec. 2022 ¹	Unadjusted 12-month percent change ² Dec. 2022 to Dec. 2023 ^P	Seasonally adjusted 1-month percent change ²				
	Group code	Item code			July to Aug.	Aug. to Sept. ^P	Sept. to Oct. ^P	Oct. to Nov. ^P	Nov. to Dec. ^P
Foods.....	ID5	4111	3.300	-9.0	0.6	-0.8	-1.6	0.5	-0.5
Energy.....	ID5	4112	0.220	-21.1	4.8	4.6	4.0	-7.2	-5.6
Goods excluding foods and energy.....	ID5	4113	18.903	0.1	-0.2	-0.1	-0.1	-0.1	0.2
Services.....	ID5	412	7.814	4.8	0.0	-0.3	1.2	0.8	0.2
Trade services.....	ID5	4123	5.817	5.6	0.0	-0.7	1.4	1.0	0.1
Transportation and warehousing services.....	ID5	4122	0.515	-2.5	0.0	0.3	1.0	0.1	-0.2
Transportation of passengers.....	ID5	41221	0.077	-0.1	-2.2	-3.3	2.1	-0.6	2.1
Transportation and warehousing of goods.....	ID5	41222	0.438	-2.9	0.5	1.0	0.8	0.2	-0.6
Services less trade, transportation, and warehousing.....	ID5	4121	1.482	4.2	-0.1	0.7	0.2	0.0	0.4
Inputs to stage 4 services producers.....	ID5	42	54.970	3.3	0.7	0.4	-0.5	0.3	0.3
Goods.....	ID5	421	13.984	0.1	1.2	0.6	-0.5	0.2	-0.3
Foods.....	ID5	4211	2.360	-3.1	0.5	1.3	-0.1	-1.3	-0.9
Energy.....	ID5	4212	4.133	0.3	4.0	1.0	-1.8	1.2	-0.7
Goods excluding foods and energy.....	ID5	4213	7.491	1.0	-0.1	0.1	0.0	0.1	0.1
Services.....	ID5	422	40.934	4.4	0.5	0.3	-0.5	0.3	0.5
Trade services.....	ID5	4223	4.078	3.9	-0.4	-0.6	1.4	0.7	0.1
Transportation and warehousing services.....	ID5	4222	3.742	1.6	-0.7	0.5	0.5	-0.3	0.3
Transportation of passengers.....	ID5	42221	0.490	-0.1	-2.1	-3.2	2.1	-0.6	2.1
Transportation and warehousing of goods.....	ID5	42222	3.252	1.8	-0.5	1.1	0.3	-0.2	0.0
Services less trade, transportation, and warehousing.....	ID5	4221	33.114	4.8	0.7	0.4	-0.9	0.3	0.6
Construction.....	ID5	423	0.052	3.3	0.0	0.0	0.1	0.0	0.1
Inputs to stage 4 construction producers.....	ID5	43	14.792	1.4	1.2	0.7	-0.5	-0.2	0.3
Goods.....	ID5	431	10.801	1.2	1.7	0.7	-1.1	-0.3	0.3
Energy.....	ID5	4312	0.855	-9.0	18.7	4.5	-11.5	-4.8	-1.5
Goods excluding foods and energy.....	ID5	4313	9.946	2.1	0.3	0.4	0.0	0.1	0.5
Services.....	ID5	432	3.991	1.8	-0.1	0.4	1.1	0.0	0.2
Trade services.....	ID5	4323	1.692	4.2	-0.3	0.2	2.0	0.0	0.8
Transportation and warehousing services.....	ID5	4322	0.725	-6.9	0.5	1.3	0.4	-0.1	-1.2
Transportation of passengers.....	ID5	43221	0.015	-0.1	-2.2	-3.2	2.1	-0.6	2.1
Transportation and warehousing of goods.....	ID5	43222	0.710	-7.1	0.5	1.4	0.4	-0.1	-1.3
Services less trade, transportation, and warehousing.....	ID5	4321	1.574	3.1	-0.1	0.3	0.6	0.0	0.1
Stage 3 Intermediate Demand									
Stage 3 intermediate demand.....	ID5	3	100.000	-2.4	1.1	0.6	-0.6	-0.3	-0.4
Inputs to stage 3 goods producers.....	ID5	31	45.352	-5.9	0.3	0.6	-0.6	-0.7	-0.2
Goods.....	ID5	311	35.807	-7.7	0.6	0.9	-1.2	-1.0	-0.3
Foods.....	ID5	3111	11.906	-16.5	2.2	2.6	-2.9	-2.5	-1.4
Energy.....	ID5	3112	1.292	-12.0	8.4	3.8	1.0	-3.2	-4.7
Goods excluding foods and energy.....	ID5	3113	22.609	-2.8	-0.6	-0.1	-0.6	-0.2	0.4
Services.....	ID5	312	9.545	0.8	-0.5	-0.3	1.6	0.4	0.0
Trade services.....	ID5	3123	5.175	3.4	-1.2	-1.0	2.5	0.8	0.5
Transportation and warehousing services.....	ID5	3122	3.002	-5.5	0.5	0.9	0.4	0.0	-0.9
Transportation of passengers.....	ID5	31221	0.144	-0.1	-2.2	-3.2	2.1	-0.6	2.1
Transportation and warehousing of goods.....	ID5	31222	2.858	-5.8	0.6	1.1	0.3	0.0	-1.1
Services less trade, transportation, and warehousing.....	ID5	3121	1.368	4.5	0.3	0.2	0.5	0.0	0.2
Inputs to stage 3 services producers.....	ID5	32	53.518	0.4	1.8	0.6	-0.7	-0.1	-0.6
Goods.....	ID5	321	10.628	-8.6	13.2	2.4	-4.3	-2.0	-5.1
Foods.....	ID5	3211	0.090	-3.7	1.1	-0.5	0.0	0.6	-0.9
Energy.....	ID5	3212	6.619	-13.4	22.6	3.8	-6.7	-3.1	-8.3
Goods excluding foods and energy.....	ID5	3213	3.919	-0.5	0.1	0.2	0.0	-0.1	-0.1
Services.....	ID5	322	42.317	2.6	-0.7	0.2	0.2	0.4	0.5
Trade services.....	ID5	3223	2.614	5.4	-0.6	-0.2	1.3	0.3	0.7
Transportation and warehousing services.....	ID5	3222	10.018	1.3	-1.2	0.7	0.7	-0.2	0.4
Transportation of passengers.....	ID5	32221	0.021	0.0	0.1	-0.2	0.0	0.0	0.1
Transportation and warehousing of goods.....	ID5	32222	9.997	1.3	-1.2	0.7	0.7	-0.2	0.4
Services less trade, transportation, and warehousing.....	ID5	3221	29.685	2.9	-0.5	0.0	0.0	0.6	0.5
Construction.....	ID5	323	0.573	3.3	0.0	0.0	0.1	0.0	0.1
Inputs to stage 3 construction producers.....	ID5	33	1.131	1.3	0.6	0.9	0.0	-0.1	-0.1
Goods.....	ID5	331	0.566	-1.5	0.0	0.2	-0.8	0.0	0.0
Goods excluding foods and energy.....	ID5	3313	0.566	-1.5	0.0	0.2	-0.8	0.0	0.0
Services.....	ID5	332	0.565	4.2	1.1	1.5	0.6	-0.2	-0.1
Trade services.....	ID5	3323	0.521	4.3	1.2	1.6	0.6	-0.2	-0.2
Transportation and warehousing services.....	ID5	3322	0.015	0.7	0.8	0.5	0.6	0.3	-0.1
Transportation and warehousing of goods.....	ID5	33222	0.015	0.7	0.8	0.5	0.6	0.3	-0.1
Services less trade, transportation, and warehousing.....	ID5	3321	0.029	4.0	-0.2	0.0	0.4	-0.2	0.5
Stage 2 Intermediate Demand									

See footnotes at end of table.

Table 1. Producer price index percentage changes and weights for Final Demand-Intermediate Demand groupings, seasonally adjusted — Continued
 [December 2023]

Grouping	Commodity code		Relative Importance Dec. 2022 ¹	Unadjusted 12-month percent change ² Dec. 2022 to Dec. 2023 ^P	Seasonally adjusted 1-month percent change ²				
	Group code	Item code			July to Aug.	Aug. to Sept. ^P	Sept. to Oct. ^P	Oct. to Nov. ^P	Nov. to Dec. ^P
Stage 2 intermediate demand.....	ID5	2	100.000	-5.5	0.7	1.1	-0.3	-1.0	-1.6
Inputs to stage 2 goods producers.....	ID5	21	54.274	-12.0	1.5	2.4	-0.8	-1.9	-3.3
Goods.....	ID5	211	40.812	-17.0	2.5	3.5	-1.4	-2.7	-4.6
Foods.....	ID5	2111	4.355	-11.6	-1.4	1.6	-2.7	1.4	-2.8
Energy.....	ID5	2112	21.042	-28.2	6.1	6.9	-2.5	-5.8	-8.8
Goods excluding foods and energy.....	ID5	2113	15.415	-3.2	-0.2	0.2	0.2	-0.3	-0.4
Services.....	ID5	212	13.197	3.0	-0.9	-0.5	0.8	0.4	0.1
Trade services.....	ID5	2123	5.150	3.2	-2.0	-1.2	1.6	0.7	0.0
Transportation and warehousing services.....	ID5	2122	4.488	1.4	0.1	0.0	0.3	0.1	0.2
Transportation of passengers.....	ID5	21221	0.168	-0.1	-2.1	-3.1	2.0	-0.6	2.0
Transportation and warehousing of goods.....	ID5	21222	4.320	1.4	0.2	0.1	0.3	0.1	0.1
Services less trade, transportation, and warehousing.....	ID5	2121	3.559	4.6	-0.4	-0.2	0.3	0.1	0.1
Construction.....	ID5	213	0.265	3.3	0.0	0.0	0.1	0.0	0.1
Inputs to stage 2 services producers.....	ID5	22	45.725	2.3	-0.3	-0.2	0.3	0.1	0.1
Goods.....	ID5	221	5.072	-1.6	0.8	0.3	-0.3	-0.3	-0.3
Foods.....	ID5	2211	0.055	-13.5	-1.8	0.1	-0.7	1.6	-1.0
Energy.....	ID5	2212	0.357	-14.5	15.6	2.2	-7.7	-1.5	-4.3
Goods excluding foods and energy.....	ID5	2213	4.660	-0.5	-0.1	0.2	0.3	-0.2	0.0
Services.....	ID5	222	39.767	2.7	-0.4	-0.3	0.3	0.1	0.2
Trade services.....	ID5	2223	2.238	0.7	1.3	-1.1	5.2	-1.0	1.4
Transportation and warehousing services.....	ID5	2222	2.862	-7.0	-4.6	0.5	1.2	-0.3	1.1
Transportation of passengers.....	ID5	22221	0.390	-0.1	-2.1	-3.2	2.1	-0.6	2.1
Transportation and warehousing of goods.....	ID5	22222	2.472	-8.0	-5.1	1.1	1.0	-0.2	1.0
Services less trade, transportation, and warehousing.....	ID5	2221	34.667	3.7	-0.2	-0.3	0.0	0.2	0.1
Construction.....	ID5	223	0.886	3.3	0.0	0.0	0.1	0.0	0.1
Stage 1 Intermediate Demand									
Stage 1 intermediate demand.....	ID5	1	100.000	-0.2	1.4	0.3	-0.4	-0.1	-0.2
Inputs to stage 1 goods producers.....	ID5	11	33.533	-3.6	0.4	-0.2	0.4	-0.5	-0.2
Goods.....	ID5	111	24.780	-6.1	1.0	-0.1	-0.2	-0.9	-0.5
Foods.....	ID5	1111	3.351	-17.8	-0.3	-2.7	-1.6	-0.9	-1.2
Energy.....	ID5	1112	3.963	-13.2	6.8	2.1	-0.4	-2.0	-4.2
Goods excluding foods and energy.....	ID5	1113	17.466	-2.2	0.0	-0.1	0.2	-0.6	0.4
Services.....	ID5	112	8.752	3.3	-0.9	-0.6	1.7	0.6	0.5
Trade services.....	ID5	1123	5.298	3.7	-1.5	-1.1	3.2	0.7	0.6
Transportation and warehousing services.....	ID5	1122	0.599	0.5	0.7	-0.5	-0.1	0.1	0.2
Transportation of passengers.....	ID5	11221	0.103	-0.1	-2.2	-3.3	2.1	-0.6	2.1
Transportation and warehousing of goods.....	ID5	11222	0.496	0.6	1.3	0.0	-0.6	0.2	-0.2
Services less trade, transportation, and warehousing.....	ID5	1121	2.855	3.1	-0.2	0.4	-0.4	0.3	0.4
Construction.....	ID5	113	0.001	3.3	0.0	0.0	0.1	0.0	0.1
Inputs to stage 1 services producers.....	ID5	12	53.646	1.9	1.8	0.5	-0.9	0.2	-0.2
Goods.....	ID5	121	16.434	-2.3	4.8	0.8	-1.7	-0.3	-1.6
Foods.....	ID5	1211	0.115	-44.1	0.4	-0.9	-2.7	0.6	0.1
Energy.....	ID5	1212	5.528	-9.0	15.4	2.1	-5.3	-0.9	-5.0
Goods excluding foods and energy.....	ID5	1213	10.791	1.6	0.1	0.2	0.2	0.0	0.1
Services.....	ID5	122	37.209	3.7	0.6	0.4	-0.5	0.4	0.4
Trade services.....	ID5	1223	3.617	5.7	-0.1	-0.3	1.5	0.5	0.7
Transportation and warehousing services.....	ID5	1222	4.373	0.7	-0.3	-0.4	0.9	-0.3	0.4
Transportation of passengers.....	ID5	12221	1.342	-0.1	-2.2	-3.3	2.1	-0.6	2.1
Transportation and warehousing of goods.....	ID5	12222	3.031	1.1	0.5	0.8	0.3	-0.2	-0.3
Services less trade, transportation, and warehousing.....	ID5	1221	29.219	3.9	0.8	0.6	-0.9	0.5	0.3
Construction.....	ID5	123	0.003	3.3	0.0	0.0	0.1	0.0	0.1
Inputs to stage 1 construction producers.....	ID5	13	12.821	0.4	2.2	0.8	-0.3	-0.1	-0.5
Goods.....	ID5	131	9.208	-0.2	2.7	0.6	-0.7	-0.1	-0.6
Energy.....	ID5	1312	0.934	-19.4	30.2	2.7	-7.9	-2.9	-10.5
Goods excluding foods and energy.....	ID5	1313	8.274	2.0	0.4	0.4	0.1	0.2	0.4
Services.....	ID5	132	3.613	1.8	0.9	1.3	0.7	-0.1	-0.2
Trade services.....	ID5	1323	2.667	5.1	1.1	1.2	0.9	-0.1	0.2
Transportation and warehousing services.....	ID5	1322	0.854	-8.5	0.6	1.5	0.1	-0.1	-1.5
Transportation and warehousing of goods.....	ID5	13222	0.854	-8.5	0.6	1.5	0.1	-0.1	-1.5
Services less trade, transportation, and warehousing.....	ID5	1321	0.092	3.5	-0.5	1.1	-0.2	0.4	0.6
Special Groupings of Intermediate Demand by Production Flow									
Total goods inputs to stage 4 intermediate demand.....	ID5	9411	47.208	-0.4	0.7	0.3	-0.5	-0.1	0.0
Total services inputs to stage 4 intermediate demand.....	ID5	9412	52.739	4.3	0.4	0.2	-0.1	0.3	0.4
Total construction inputs to stage 4 intermediate demand.....	ID5	9413	0.052	3.3	0.0	0.0	0.1	0.0	0.1
Total foods inputs to stage 4 intermediate demand.....	ID5	9414	5.660	-6.5	0.6	0.1	-0.9	-0.3	-0.7

See footnotes at end of table.

Table 1. Producer price index percentage changes and weights for Final Demand-Intermediate Demand groupings, seasonally adjusted — Continued
 [December 2023]

Grouping	Commodity code		Relative Importance Dec. 2022 ¹	Unadjusted 12-month percent change ² Dec. 2022 to Dec. 2023 ^p	Seasonally adjusted 1-month percent change ²				
	Group code	Item code			July to Aug.	Aug. to Sept. ^p	Sept. to Oct. ^p	Oct. to Nov. ^p	Nov. to Dec. ^p
Total energy goods inputs to stage 4 intermediate demand.....	ID5	9415	5.208	-2.1	6.5	1.8	-3.4	-0.2	-1.0
Total goods less foods and energy inputs to stage 4 intermediate demand.	ID5	9416	36.340	0.8	-0.1	0.1	-0.1	0.0	0.2
Total goods inputs to stage 3 intermediate demand.....	ID5	9311	47.001	-7.8	3.3	1.2	-2.0	-1.2	-1.4
Total services inputs to stage 3 intermediate demand.....	ID5	9312	52.427	2.3	-0.6	0.1	0.5	0.4	0.4
Total construction inputs to stage 3 intermediate demand.....	ID5	9313	0.573	3.3	0.0	0.0	0.1	0.0	0.1
Total foods inputs to stage 3 intermediate demand.....	ID5	9314	11.996	-16.4	2.2	2.6	-2.8	-2.5	-1.4
Total energy goods inputs to stage 3 intermediate demand.....	ID5	9315	7.911	-13.2	20.2	3.8	-5.5	-3.1	-7.7
Total goods less foods and energy inputs to stage 3 intermediate demand.	ID5	9316	27.094	-2.4	-0.5	-0.1	-0.5	-0.1	0.4
Total goods inputs to stage 2 intermediate demand.....	ID5	9211	45.884	-15.3	2.3	3.1	-1.3	-2.4	-4.1
Total services inputs to stage 2 intermediate demand.....	ID5	9212	52.964	2.8	-0.5	-0.4	0.5	0.2	0.2
Total construction inputs to stage 2 intermediate demand.....	ID5	9213	1.151	3.3	0.0	0.0	0.1	0.0	0.1
Total foods inputs to stage 2 intermediate demand.....	ID5	9214	4.410	-11.6	-1.4	1.5	-2.7	1.4	-2.8
Total energy goods inputs to stage 2 intermediate demand.....	ID5	9215	21.399	-28.0	6.2	6.8	-2.6	-5.7	-8.7
Total goods less foods and energy inputs to stage 2 intermediate demand.	ID5	9216	20.075	-2.5	-0.2	0.2	0.2	-0.3	-0.3
Total goods inputs to stage 1 intermediate demand.....	ID5	9111	50.422	-3.7	2.6	0.3	-0.8	-0.5	-0.9
Total services inputs to stage 1 intermediate demand.....	ID5	9112	49.574	3.5	0.3	0.3	0.0	0.4	0.4
Total construction inputs to stage 1 intermediate demand.....	ID5	9117	0.004	3.3	0.0	0.0	0.1	0.0	0.1
Total foods inputs to stage 1 intermediate demand.....	ID5	9114	3.466	-18.7	-0.2	-2.7	-1.7	-0.9	-1.2
Total energy goods inputs to stage 1 intermediate demand.....	ID5	9115	10.425	-11.5	13.3	2.1	-3.8	-1.5	-5.2
Total goods less foods and energy inputs to stage 1 intermediate demand.	ID5	9116	36.531	-0.1	0.1	0.1	0.2	-0.2	0.3

¹ Comprehensive relative importance figures are initially computed after the publication of December indexes and are recalculated after final December indexes are available. Individual items and subtotals may not add exactly to totals because of rounding differences.

² All indexes are subject to revision for 4 months after their originally scheduled publication to incorporate late reports and corrections by survey respondents. In addition, seasonally adjusted indexes are subject to change for up to 5 years due to the recalculation of seasonal factors published each January.

³ PPI defines Total finished as including only the personal consumption and private capital investment portions of final demand.

⁴ Trade indexes measure changes in margins received by wholesalers and retailers.

⁵ The PPI definition of foods does not include food and beverages for immediate consumption. PPI defines food and beverages for immediate consumption as the service of preparing meals, snacks, and beverages to customer order for immediate on-premises and off-premises consumption.

⁶ Distributive services include transportation, warehousing, and trade of goods.

⁷ Includes intermediate trade, transportation, and warehousing services.

⁸ Includes crude petroleum.

⁹ Excludes crude petroleum.

^p Preliminary

"/" Data not available.

Table 2. Producer price index percentage changes for selected commodity groupings by Final Demand-Intermediate Demand category, seasonally adjusted
[December 2023]

Grouping	Commodity code		Unadjusted 12-month percent change ¹	Seasonally adjusted 1-month percent change ¹				
	Group code	Item code		Dec. 2022 to Dec. 2023 ^P	July to Aug.	Aug. to Sept. ^P	Sept. to Oct. ^P	Oct. to Nov. ^P
Final Demand								
Final demand.....	FD	4	1.0	0.7	0.4	-0.4	-0.1	-0.1
Final demand goods.....	FD	41	-0.8	1.9	0.8	-1.4	-0.3	-0.4
Final demand foods.....	FD	411	-5.0	-0.4	0.6	-0.1	0.7	-0.9
Fresh fruits and melons ²	01	11	1.3	4.7	0.2	-6.2	18.3	-0.5
Fresh and dry vegetables ²	01	13	-51.2	-11.5	-13.9	-1.7	11.2	-5.6
Grains.....	01	2	-29.6	-2.7	-6.3	-3.0	-2.8	-1.2
Eggs for fresh use ²	01	7107	-61.5	9.8	8.1	-12.9	71.2	-20.5
Oilseeds.....	01	8301	-12.4	-4.3	4.3	-4.7	5.0	-4.7
Bakery products ²	02	11	3.5	0.1	1.0	0.0	0.1	0.1
Milled rice ²	02	13	-3.9	-0.9	-2.7	-1.6	-1.4	0.2
Pasta products ²	02	1402	0.1	0.0	0.0	1.2	0.0	0.0
Beef and veal.....	02	2101	20.4	-4.5	2.9	1.8	1.8	0.0
Pork.....	02	2104	-6.7	-0.8	0.9	0.8	-0.7	-1.8
Processed young chickens.....	02	2203	-3.8	2.2	7.2	1.3	-7.8	2.3
Processed turkeys ²	02	2206	-40.4	-3.2	-2.5	-1.4	-1.6	-2.3
Finfish and shellfish.....	02	23	-4.3	-0.7	-1.7	-0.9	0.5	0.4
Dairy products.....	02	3	-7.0	1.9	1.4	1.3	-0.4	-0.9
Processed fruits and vegetables ²	02	4	9.9	0.3	2.0	0.7	0.0	0.4
Confectionery end products ²	02	55	1.8	-0.5	-0.4	0.0	0.4	0.2
Soft drinks ²	02	62	3.9	0.9	-0.8	0.3	-0.6	-2.0
Roasted coffee ²	02	6301	6.0	5.8	0.3	-0.2	0.0	0.2
Shortening and cooking oils ²	02	78	-10.2	-0.1	-3.9	-2.9	1.4	-1.8
Frozen specialty food ²	02	85	2.8	0.1	-0.2	0.0	0.2	0.0
Final demand energy.....	FD	412	-4.8	10.2	3.1	-6.7	-2.4	-1.2
Liquefied petroleum gas ²	05	32	-15.5	4.7	9.7	-7.0	-6.1	-2.5
Residential electric power.....	05	41	4.8	-0.1	0.9	0.3	0.6	0.6
Residential natural gas.....	05	51	-9.9	-0.9	-0.1	-1.3	3.6	-0.3
Gasoline.....	05	71	-5.3	18.7	5.1	-15.6	-6.5	2.1
Home heating oil and distillates.....	05	7302	-22.7	20.8	9.0	-11.3	-8.6	-4.8
No. 2 diesel fuel.....	05	7303	-18.7	39.2	2.6	-11.7	-1.8	-12.4
Final demand goods less foods and energy.....	FD	413	1.8	0.1	0.2	0.0	0.1	0.0
Alcoholic beverages.....	02	61	1.4	0.2	0.5	0.3	0.0	0.2
Pet food ²	02	9402	5.9	0.0	0.0	0.0	0.0	0.0
Women's, girls', and infants' apparel ²	03	8106	-2.2	0.0	0.0	-1.0	0.0	0.0
Men's and boys' apparel ²	03	8107	1.5	0.1	0.0	-0.4	0.0	0.0
Textile housefurnishings ²	03	82	-0.1	-0.4	0.0	0.0	0.0	0.0
Footwear.....	04	3	1.3	-0.1	-0.3	0.1	-0.1	0.3
Industrial chemicals.....	06	1	-9.0	-0.2	1.4	2.0	-2.3	-1.4
Pharmaceutical preparations.....	06	38	2.8	0.1	0.2	0.3	0.1	0.1
Soaps and detergents ²	06	71	1.4	0.0	-0.1	0.1	-0.2	-0.1
Cleaning and polishing products ²	06	72	1.9	0.0	0.0	0.1	-0.1	0.0
Cosmetics and other toiletries ²	06	75	4.8	0.0	-0.1	0.3	0.0	0.0
Tires ²	07	1201	2.0	0.0	-0.2	-0.1	-0.1	0.0
Consumer, institutional, and commercial products, n.e.c. ²	07	2B	0.4	0.1	-0.3	0.2	0.0	0.0
Sanitary paper products ²	09	1501	-2.8	-0.6	0.1	-0.8	-1.9	-1.6
Iron and steel scrap.....	10	12	19.4	2.9	0.8	1.6	5.5	-1.1
Agricultural machinery and equipment.....	11	1	1.2	0.1	0.3	-0.1	-0.6	0.2
Construction machinery and equipment ²	11	2	7.6	0.0	0.2	0.0	1.0	0.2
Metal cutting machine tools ²	11	37	2.5	0.0	0.0	0.0	0.0	0.0
Metal forming machine tools.....	11	38	10.5	0.1	7.9	0.3	-0.1	0.0
Tools, dies, jigs, fixtures, and industrial molds ²	11	39	5.5	0.5	0.1	0.2	0.4	0.4
Pumps, compressors, and equipment.....	11	41	6.0	0.5	-0.3	0.4	0.3	0.7
Industrial material handling equipment ²	11	44	3.4	0.0	-0.1	0.3	0.0	0.0
Electronic computers and computer equipment ²	11	5	-0.8	1.4	-0.1	-0.7	0.3	0.4
Textile machinery and equipment ²	11	62	0.0	0.0	0.0	0.0	0.0	0.0
Paper industries machinery ²	11	64	3.3	-0.3	-0.1	0.0	0.0	0.1
Printing trades machinery and equipment ²	11	65	3.8	0.5	-0.4	2.4	-0.3	0.8
Transformers and power regulators ²	11	74	3.7	0.4	0.0	0.2	0.0	1.6
Communication and related equipment.....	11	76	1.8	0.1	0.1	0.1	0.2	0.3
Electronic components and accessories.....	11	78	-1.1	0.3	-0.1	-0.1	-0.1	-0.1
X-ray and electromedical equipment ²	11	7905	2.4	0.0	0.0	0.0	0.0	0.0
Oil field and gas field machinery ²	11	91	1.9	0.0	0.7	0.0	-0.3	0.0
Mining machinery and equipment ²	11	92	9.4	0.6	0.3	0.2	1.9	0.0
Internal combustion engines ²	11	94	6.3	0.0	0.1	-0.1	0.1	0.0

See footnotes at end of table.

Table 2. Producer price index percentage changes for selected commodity groupings by Final Demand-Intermediate Demand category, seasonally adjusted — Continued
 [December 2023]

Grouping	Commodity code		Unadjusted 12-month percent change ¹	Seasonally adjusted 1-month percent change ¹				
	Group code	Item code		July to Aug.	Aug. to Sept. ^P	Sept. to Oct. ^P	Oct. to Nov. ^P	Nov. to Dec. ^P
Household furniture ²	12	1	-0.9	0.0	-0.2	-1.2	-0.2	0.0
Commercial furniture ²	12	2	1.0	-0.3	0.2	0.0	0.6	-0.6
Floor coverings ²	12	3	0.4	1.0	1.6	-0.9	-1.4	0.0
Household appliances ²	12	4	1.6	0.7	0.0	0.1	0.8	-0.3
Home electronic equipment ²	12	5	1.2	0.0	0.0	0.0	0.2	0.0
Lawn and garden equipment excl. garden tractors ²	12	66	0.8	0.1	0.0	0.5	0.0	0.0
Passenger cars.....	14	1101	-3.0	0.3	0.1	0.5	0.1	-3.0
Light motor trucks.....	14	1105	1.2	0.1	0.4	-0.5	0.4	-0.2
Heavy motor trucks ²	14	1106	1.8	0.0	0.2	0.0	0.0	0.1
Motor vehicles parts ²	14	12	1.6	0.0	0.1	0.1	0.1	0.1
Truck trailers ²	14	14	-2.8	0.0	-0.2	-0.3	0.0	0.0
Travel trailers and campers ²	14	16	0.6	0.2	0.1	-0.2	0.0	0.0
Aircraft.....	14	21	3.4	0.0	0.1	0.1	0.1	0.2
Ships ²	14	31	2.5	0.0	0.0	0.5	0.0	0.0
Railroad equipment ²	14	4	1.3	0.0	0.0	0.0	0.0	0.0
Toys, games, and children's vehicles ²	15	11	1.4	0.0	0.0	0.0	0.0	0.0
Sporting and athletic goods ²	15	12	7.3	2.2	1.1	0.0	2.2	0.0
Cigarettes ²	15	21	11.6	1.3	0.4	1.2	1.4	0.0
Mobile homes ²	15	5	-3.6	-0.9	-1.1	0.0	0.1	0.0
Medical, surgical & personal aid devices.....	15	6	2.5	0.1	0.1	0.0	0.2	0.2
Jewelry, platinum and karat gold ²	15	9402	3.4	-0.9	0.5	-2.3	2.4	2.9
Costume jewelry and novelties ²	15	9404	7.1	0.0	0.0	0.0	0.0	0.0
Final demand services.....	FD	42	1.8	0.2	0.2	0.0	0.0	0.0
Final demand trade services ³	FD	423	-0.8	0.1	-0.1	-0.3	-0.1	-0.8
Machinery and equipment parts and supplies wholesaling ²	57	1102	9.2	2.2	-0.1	0.9	1.3	0.2
Machinery and vehicle wholesaling ²	57	1103	-5.5	0.3	0.7	-1.5	1.4	-5.5
Professional and commercial equipment wholesaling ²	57	1104	5.5	0.8	0.5	0.9	-1.2	1.1
Furnishings wholesaling ²	57	2	-7.0	-1.1	2.1	-4.5	1.4	0.1
Chemicals and allied products wholesaling ²	57	5	-0.6	-2.8	-2.4	4.8	1.1	-0.3
Paper and plastics products wholesaling ²	57	6	-1.7	2.7	-1.0	0.6	-0.2	-0.2
Apparel wholesaling ²	57	7	10.1	5.7	2.4	1.1	0.6	-6.6
Food and alcohol wholesaling ²	57	8	1.5	-3.3	-1.3	0.2	1.1	-0.7
Food and alcohol retailing.....	58	1	1.9	0.4	-0.8	-0.7	-0.8	0.1
Health, beauty, and optical goods retailing ²	58	2	4.8	0.5	1.3	-2.2	1.4	-0.6
Apparel, jewelry, footwear, and accessories retailing.....	58	3	-1.7	4.1	1.9	-6.2	0.5	0.5
Computer hardware, software, and supplies retailing ²	58	4	-16.8	-0.3	2.6	-2.5	-1.2	3.9
TV, video, and photographic equipment and supplies retailing.....	58	5	20.0	-6.5	5.9	6.5	12.3	-0.3
Automobiles retailing (partial).....	58	6101	-29.8	-0.4	-2.8	-5.4	-5.2	-3.4
Automotive parts, including tires, retailing ²	58	6102	-1.2	0.7	-1.0	-1.5	3.8	-0.9
RVs, trailers, and campers retailing ²	58	8	10.6	-6.4	-4.8	-0.3	3.6	-3.5
Sporting goods, including boats, retailing.....	58	9	-4.5	0.1	1.1	-0.2	-2.6	2.6
Lawn, garden, and farm equipment and supplies retailing ²	58	A	18.1	-0.1	1.8	-0.4	-0.4	0.1
Furniture retailing ²	58	B	-0.1	-2.4	-0.3	0.3	-5.8	-2.2
Flooring and floor coverings retailing ²	58	C	5.5	-1.4	0.5	0.8	0.7	0.3
Hardware, building materials, and supplies retailing.....	58	D	7.9	2.3	4.0	0.8	-1.8	-1.4
Major household appliances retailing.....	58	E	3.4	7.4	3.5	-7.0	4.7	-5.8
Fuels and lubricants retailing.....	58	F	-12.8	4.7	-3.6	16.2	-4.7	3.5
Cleaning supplies and paper products retailing ²	58	G	18.0	4.1	0.9	0.1	-1.8	-0.1
Book retailing ²	58	H	0.9	-0.6	0.7	0.5	-3.2	0.7
Final demand transportation and warehousing services.....	FD	422	-4.5	-0.1	0.1	0.7	-0.2	-0.4
Rail transportation of freight and mail ²	30	11	1.1	0.4	0.7	1.2	0.4	0.0
Truck transportation of freight ²	30	12	-8.9	0.6	1.5	0.2	-0.1	-1.6
Air transportation of freight ²	30	14	0.5	0.3	1.4	1.5	-0.2	-0.4
Courier, messenger, and U.S. postal services.....	30	16	5.7	1.0	0.6	0.6	-0.2	0.1
Rail transportation of passengers.....	30	21	0.0	0.2	0.0	-0.1	0.1	0.0
Airline passenger services.....	30	22	-0.1	-2.2	-3.2	2.1	-0.6	2.1
Final demand services less trade, transportation, and warehousing.....	FD	421	3.8	0.3	0.4	0.0	0.1	0.4
Sales of books.....	33	11	8.1	-0.1	0.8	0.7	1.1	0.8
Sales and subscriptions of periodicals and newspapers.....	33	12	2.5	0.9	0.1	-0.1	0.0	1.9
Application software publishing ²	34	2	4.1	0.5	2.9	0.8	-2.7	3.0
Advertising space sales in periodicals, newspapers, directories, and mailing lists ²	36	1	0.8	-0.4	-0.4	-0.3	-0.2	0.0
Residential wired telecommunication services ²	37	11	4.9	0.5	0.5	0.1	0.1	0.2
Wireless telecommunication services.....	37	2	1.2	-0.6	0.2	0.1	0.2	0.1
Cable and satellite subscriber services.....	37	3	7.5	1.1	0.7	0.5	0.4	0.8
Internet access services ²	37	4	0.1	-0.4	-1.4	0.0	1.0	-0.3

See footnotes at end of table.

Table 2. Producer price index percentage changes for selected commodity groupings by Final Demand-Intermediate Demand category, seasonally adjusted — Continued
 [December 2023]

Grouping	Commodity code		Unadjusted 12-month percent change ¹	Seasonally adjusted 1-month percent change ¹				
	Group code	Item code		Dec. 2022 to Dec. 2023 ^P	July to Aug.	Aug. to Sept. ^P	Sept. to Oct. ^P	Oct. to Nov. ^P
Bundled wired telecommunications access services ²	37	5	3.0	1.0	-2.9	0.2	-0.2	1.9
Consumer loans (partial).....	39	12	8.3	3.3	1.0	-0.6	0.5	4.6
Deposit services (partial) ²	39	2	12.7	-2.5	5.2	0.8	2.8	1.6
Other credit intermediation, incl. trust services (partial) ²	39	3	1.9	2.5	0.0	0.0	-3.7	0.0
Securities brokerage, dealing, investment advice, and related services ² ...	40	1	10.5	0.9	-0.1	-1.9	0.4	2.0
Portfolio management ²	40	2	5.5	1.8	-0.5	-3.0	-1.7	1.5
Life insurance ²	41	1101	-1.6	0.0	-0.4	0.1	0.0	0.0
Disability insurance, including accidental death ²	41	1102	0.0	0.0	0.0	0.0	0.0	0.0
Health and medical insurance.....	41	1103	3.1	0.5	0.2	0.2	0.2	0.1
Property and casualty insurance ²	41	1104	6.3	0.2	0.8	0.0	0.0	0.1
Annuities ²	41	2	0.4	0.0	0.0	-0.3	0.0	0.0
Residential property sales and leases, brokerage fees and commissions..	43	21	6.3	1.4	0.3	0.5	0.3	0.5
Passenger car rental.....	44	1	-5.8	0.8	1.0	1.8	-2.8	1.1
Legal services.....	45	1	6.3	0.2	0.3	0.9	0.3	0.6
Tax preparation and planning.....	45	2102	-2.6	-2.6	2.2	-4.2	-1.1	0.7
Architectural and engineering services.....	45	3	3.3	0.1	0.2	0.8	0.0	0.1
Management, scientific, and technical consulting services.....	45	4	3.5	-2.3	5.1	-3.4	0.2	1.7
Arrangement of flights (partial).....	47	1	3.8	-0.1	-0.3	-1.3	0.3	-0.5
Arrangement of vehicle rentals and lodging ²	47	2	0.6	0.4	-0.2	-0.8	-0.1	-0.1
Arrangement of cruises and tours ²	47	3	0.6	0.8	-0.4	0.6	-0.7	-1.3
Physician care.....	51	1101	0.3	0.0	0.0	0.2	0.0	0.0
Medical laboratory and diagnostic imaging care ²	51	1102	0.7	0.0	0.0	0.0	-0.1	0.0
Home health and hospice care.....	51	1103	5.2	0.7	0.5	0.1	0.1	0.1
Hospital outpatient care ²	51	1104	4.4	0.0	0.2	0.4	-0.2	0.0
Dental care.....	51	1105	3.0	0.5	0.0	0.1	0.3	0.1
Hospital inpatient care.....	51	2101	4.3	-0.3	1.3	0.9	0.2	0.1
Nursing home care.....	51	2102	4.0	0.2	0.0	0.4	0.0	0.1
Traveler accommodation services.....	53	11	-6.4	-0.4	2.5	-2.6	1.4	-4.8
Food and beverages for immediate consumption services (partial) ²	54	1	4.5	0.8	0.1	0.8	0.3	0.0
Motor vehicle repair and maintenance (partial).....	55	2	4.7	3.7	-2.2	0.4	0.4	0.0
Membership dues and admissions and recreation facility use fees (partial) ²	56	1	7.3	-1.4	0.0	1.9	1.8	2.4
Recreational activity instruction fees (partial) ²	56	2	0.3	0.0	0.0	0.0	0.0	0.0
Gaming receipts (partial) ²	56	3	3.3	-0.7	0.6	1.7	-0.2	1.8
Mining services ²	60	1	2.0	-0.3	0.8	-0.7	1.2	0.2
Final demand construction.....	FD	43	0.5	0.1	0.1	-0.3	-0.1	0.1
New warehouse building construction ²	80	1101	-1.4	0.1	0.0	-0.3	-0.2	0.1
New school building construction ²	80	1102	-0.1	0.0	0.1	-0.2	0.0	-0.2
New office building construction ²	80	1103	2.1	0.2	-0.1	-0.8	-0.1	0.2
New industrial building construction ²	80	1104	0.5	0.1	0.6	0.0	-0.1	0.0
New health care building construction ²	80	1105	0.4	0.1	0.0	0.0	-0.5	0.2
Intermediate Demand by Commodity Type								
Processed goods for intermediate demand.....	ID6	1	-2.7	2.1	0.6	-1.0	-0.4	-0.6
Processed foods and feeds.....	ID6	9112	-5.3	0.7	0.7	-0.3	-0.6	-0.7
Meats.....	02	21	6.8	-2.4	1.5	1.1	0.4	-0.7
Processed poultry.....	02	22	-9.8	1.9	6.2	0.5	-9.0	0.5
Dairy products.....	02	3	-7.0	1.9	1.4	1.3	-0.4	-0.9
Processed fruits and vegetables ²	02	4	9.9	0.3	2.0	0.7	0.0	0.4
Refined sugar and byproducts ²	02	53	9.5	1.1	-2.3	0.9	3.3	0.0
Fats and oils ²	02	7	-18.2	4.9	-0.8	-0.3	-0.3	-1.7
Prepared animal feeds.....	02	9	-6.7	0.2	0.6	-1.1	-0.1	-1.0
Processed materials less foods and feeds.....	ID6	9111	-2.5	2.3	0.6	-1.1	-0.4	-0.6
Synthetic fibers ²	03	1	-2.1	-2.4	2.4	2.3	-0.6	-3.7
Processed yarns and threads ²	03	2	-6.1	-0.2	0.3	-0.6	-1.1	0.2
Finished fabrics ²	03	4	-0.7	-0.1	0.1	-0.1	-0.1	0.3
Liquefied petroleum gas ²	05	32	-15.5	4.7	9.7	-7.0	-6.1	-2.5
Commercial electric power.....	05	42	5.7	0.2	0.7	-0.3	2.3	0.8
Industrial electric power.....	05	43	7.3	0.3	0.1	0.6	2.3	0.8
Commercial natural gas.....	05	52	-16.3	-0.1	-1.8	2.2	5.5	-0.6
Industrial natural gas.....	05	53	-16.8	0.3	-2.3	-6.5	8.3	1.7
Natural gas to electric utilities.....	05	54	-13.1	0.1	-1.1	-1.0	3.2	-2.2
Gasoline.....	05	71	-5.3	18.7	5.1	-15.6	-6.5	2.1
Jet fuel ²	05	7203	-12.3	22.7	7.1	-3.2	-5.8	-12.1
No. 2 diesel fuel.....	05	7303	-18.7	39.2	2.6	-11.7	-1.8	-12.4
Residual fuels ²	05	74	-1.9	7.3	5.7	4.0	-3.1	-7.9

See footnotes at end of table.

Table 2. Producer price index percentage changes for selected commodity groupings by Final Demand-Intermediate Demand category, seasonally adjusted — Continued
 [December 2023]

Grouping	Commodity code		Unadjusted 12-month percent change ¹	Seasonally adjusted 1-month percent change ¹				
	Group code	Item code		Dec. 2022 to Dec. 2023 ^P	July to Aug.	Aug. to Sept. ^P	Sept. to Oct. ^P	Oct. to Nov. ^P
Finished lubricants ²	05	76	-0.4	-0.1	-1.1	-0.2	0.2	0.7
Lubricating oil base stocks ²	05	78	-21.4	1.9	-0.1	11.9	2.1	0.6
Asphalt.....	05	8102	23.9	0.0	5.0	2.4	1.4	2.2
Basic inorganic chemicals ²	06	13	-9.7	-1.5	0.3	-2.1	-0.4	0.2
Basic organic chemicals.....	06	14	-8.8	0.1	1.7	2.9	-2.7	-1.8
Prepared paint ²	06	21	-1.0	0.0	-0.2	-0.3	-0.1	-0.2
Paint materials ²	06	22	-3.0	5.0	-0.8	-4.0	0.1	-0.1
Medicinal and botanical chemicals ²	06	31	0.8	-0.2	0.0	0.9	0.0	-0.3
Biological products, including diagnostics.....	06	37	5.1	-0.1	0.3	0.2	0.3	0.0
Fats and oils, inedible ²	06	4	-19.8	3.4	0.0	-6.5	-6.0	-2.3
Nitrogenates.....	06	5201	-38.8	2.2	-0.5	5.5	1.6	1.9
Phosphates.....	06	5202	-11.7	7.4	1.5	6.2	1.4	2.9
Other agricultural chemicals ²	06	53	-15.8	-1.1	-4.2	0.2	-0.1	0.0
Plastic resins and materials.....	06	6	-6.5	-1.7	0.4	-2.5	1.6	1.4
Industrial gases ²	06	7903	4.7	-1.5	1.5	0.8	-1.7	0.1
Adhesives and sealants ²	06	7904	1.6	-0.3	0.1	0.0	0.0	0.0
Synthetic rubber ²	07	1102	-7.4	0.1	1.1	2.4	0.2	-1.5
Tires ²	07	1201	2.0	0.0	-0.2	-0.1	-0.1	0.0
Plastic construction products ²	07	21	-3.2	-0.1	0.2	0.0	0.2	-0.4
Unsupported plastic film, sheet, other shapes ²	07	22	-6.2	-0.8	-1.5	0.4	0.3	0.9
Parts for manufacturing from plastics ²	07	26	-4.1	-0.2	-0.2	-0.2	-0.4	0.2
Plastic packaging products ²	07	2A	-4.6	-0.2	0.0	-0.4	0.4	-0.4
Softwood lumber.....	08	11	-14.6	-5.5	1.3	-2.9	-5.7	-2.4
Hardwood lumber ²	08	12	-0.2	-8.4	3.5	-4.9	1.3	-0.6
Millwork.....	08	2	-3.4	-0.9	0.3	0.3	0.3	-0.3
Plywood ²	08	3	-3.8	1.4	1.4	1.6	-1.3	-0.2
Paper ²	09	13	-1.4	-0.6	0.6	-0.5	-0.2	0.0
Paperboard ²	09	14	-8.2	-0.3	0.5	0.0	-0.1	-1.5
Paper boxes and containers ²	09	1503	-3.4	-0.5	-0.2	-0.1	-0.3	0.0
Building paper and board ²	09	2	2.2	13.5	-0.2	-17.9	-2.4	1.1
Commercial printing ²	09	47	2.5	0.3	0.2	0.0	0.1	0.0
Foundry and forge shop products ²	10	15	1.7	0.5	-0.1	-0.6	-0.2	0.0
Steel mill products ²	10	17	-2.0	-2.0	-3.5	-2.5	-1.5	3.3
Primary nonferrous metals ²	10	22	0.1	-3.9	1.9	-2.0	0.9	-1.5
Secondary nonferrous metals ²	10	24	-4.9	-1.4	-0.3	-1.4	0.2	0.3
Aluminum mill shapes ²	10	2501	-1.7	-0.3	-0.9	-0.4	-0.2	-0.1
Copper and brass mill shapes ²	10	2502	-1.4	0.1	-0.1	-1.4	-0.3	1.1
Nonferrous wire and cable ²	10	26	-4.6	0.5	-1.5	-0.5	-0.1	0.4
Nonferrous foundry shop products.....	10	28	2.4	0.3	-0.1	0.6	-0.4	0.9
Metal containers ²	10	3	-5.2	-1.6	-0.2	-0.9	-0.5	0.0
Hardware ²	10	4	1.1	0.0	0.0	0.0	0.1	-0.3
Plumbing fixtures and brass fittings.....	10	5	1.5	0.3	0.0	0.1	0.4	0.2
Heating equipment ²	10	6	2.4	0.1	-0.1	0.7	0.0	0.2
Fabricated structural metal products.....	10	7	2.5	0.1	0.4	0.6	0.4	1.6
Bolts, nuts, screws, rivets, and washers ²	10	81	6.3	0.2	0.5	-0.5	1.1	0.0
Lighting fixtures ²	10	83	3.0	-0.1	0.2	0.0	0.1	0.1
Fabricated ferrous wire products ²	10	88	-8.2	-0.6	-0.3	-1.4	0.1	-0.6
Other miscellaneous metal products ²	10	89	1.5	-0.2	0.0	0.2	0.2	0.0
Fluid power equipment.....	11	43	10.6	-0.3	0.8	2.2	-1.8	0.1
Mechanical power transmission equipment ²	11	45	3.3	0.2	0.3	0.4	0.6	0.0
Air conditioning and refrigeration equipment.....	11	48	3.8	0.6	0.2	0.4	0.7	-0.3
Metal valves, except fluid power.....	11	4902	4.9	0.6	0.2	1.1	0.3	0.6
Ball and roller bearings ²	11	4905	1.8	-0.1	0.1	0.0	-0.1	-0.1
Wiring devices ²	11	71	4.0	0.6	0.0	0.2	-0.3	-0.5
Motors, generators, motor generator sets ²	11	73	4.9	1.0	0.1	0.1	-0.3	0.0
Switchgear, switchboard, and industrial controls equip. ²	11	75	5.2	0.4	0.1	0.4	1.0	0.2
Electronic components and accessories.....	11	78	-1.1	0.3	-0.1	-0.1	-0.1	-0.1
Internal combustion engines ²	11	94	6.3	0.0	0.1	-0.1	0.1	0.0
Machine shop products ²	11	95	1.6	0.0	0.0	-0.2	0.0	0.0
Flat glass ²	13	11	2.1	-0.8	0.3	0.2	0.2	0.7
Cement.....	13	22	8.2	0.3	0.9	-0.4	0.7	0.6
Concrete products.....	13	3	7.3	0.9	1.1	0.7	0.4	0.1
Asphalt felts and coatings ²	13	6	2.6	-1.0	0.6	0.6	-0.3	0.3
Paving mixtures and blocks.....	13	94	2.1	0.8	0.9	1.0	1.5	0.7
Motor vehicle parts ²	14	12	1.6	0.0	0.1	0.1	0.1	0.1
Aircraft engines and engine parts.....	14	23	3.2	0.3	0.0	0.2	0.9	0.5

See footnotes at end of table.

Table 2. Producer price index percentage changes for selected commodity groupings by Final Demand-Intermediate Demand category, seasonally adjusted — Continued
 [December 2023]

Grouping	Commodity code		Unadjusted 12-month percent change ¹	Seasonally adjusted 1-month percent change ¹				
	Group code	Item code		Dec. 2022 to Dec. 2023 ^P	July to Aug.	Aug. to Sept. ^P	Sept. to Oct. ^P	Oct. to Nov. ^P
Aircraft parts and auxiliary equipment, n.e.c. ²	14	25	4.6	0.5	-0.1	0.0	0.1	0.0
Medical, surgical, and personal aid devices.....	15	6	2.5	0.1	0.1	0.0	0.2	0.2
Unprocessed goods for intermediate demand.....	ID6	2	-19.0	2.3	3.3	-2.0	-2.4	-4.4
Unprocessed foodstuffs and feedstuffs.....	ID6	21	-16.5	0.1	2.3	-3.1	-1.0	-2.5
Wheat ²	01	21	-24.4	-7.9	-5.2	-6.0	-1.2	2.4
Corn.....	01	2202	-31.4	-2.0	-6.2	-2.7	-3.5	-1.7
Slaughter cattle.....	01	31	12.6	1.6	1.7	-0.6	-7.2	-3.4
Slaughter hogs.....	01	32	-39.6	-2.4	-0.5	-9.0	-4.0	-19.7
Slaughter chickens.....	01	4102	1.6	0.8	13.5	-3.8	-2.4	5.7
Slaughter turkeys.....	01	42	-37.4	-10.4	-4.0	-13.8	7.0	-0.2
Raw milk.....	01	6	-12.1	14.0	5.4	-1.5	-2.1	1.0
Hay and hayseeds ²	01	81	-37.9	-18.2	5.4	-4.7	7.1	-17.5
Oilseeds.....	01	8301	-12.4	-4.3	4.3	-4.7	5.0	-4.7
Raw cane sugar and byproducts ²	02	5201	12.7	0.6	-0.3	4.1	-0.7	-0.3
Unprocessed nonfood materials.....	ID6	22	-20.5	3.6	3.9	-1.3	-3.3	-5.5
Raw cotton ²	01	51	-7.0	4.6	1.6	-1.5	-6.2	3.6
Hides and skins.....	04	1	-8.4	1.5	-0.2	-8.6	2.6	-3.8
Coal.....	05	1	-0.4	1.5	-3.4	2.7	-1.7	1.1
Natural gas ²	05	31	-60.5	0.0	-2.6	1.2	9.9	1.5
Crude petroleum ²	05	61	-10.8	8.1	10.3	-3.4	-9.7	-13.2
Logs, bolts, timber, pulpwood, and woodchips ²	08	5	-5.1	0.3	0.0	-0.1	-1.2	-0.4
Recyclable paper ²	09	12	36.8	2.2	9.6	10.8	1.0	-7.5
Iron ores ²	10	11	-6.0	1.1	0.5	-1.1	-1.9	0.0
Iron and steel scrap.....	10	12	19.4	2.9	0.8	1.6	5.5	-1.1
Nonferrous metal ores ²	10	21	6.0	-3.0	0.5	1.8	3.4	1.2
Copper base scrap ²	10	2301	2.0	-0.7	-0.6	-2.7	1.1	3.9
Aluminum base scrap.....	10	2302	6.8	0.3	0.1	1.5	3.6	0.9
Construction sand, gravel, and crushed stone.....	13	21	8.5	1.2	0.5	0.3	0.5	0.6
Services for intermediate demand.....	ID6	3	3.4	-0.1	0.2	0.0	0.3	0.4
Trade services for intermediate demand ³	ID6	33	4.6	-0.5	-0.5	1.8	0.6	0.4
Machinery and equipment parts and supplies wholesaling ²	57	1102	9.2	2.2	-0.1	0.9	1.3	0.2
Building materials, paint, and hardware wholesaling.....	57	3	-7.8	1.3	1.2	0.3	-1.8	1.1
Metals, minerals, and ores wholesaling ²	57	4	19.0	-4.4	-2.5	7.8	2.8	1.6
Chemicals and allied products wholesaling ²	57	5	-0.6	-2.8	-2.4	4.8	1.1	-0.3
Paper and plastics products wholesaling ²	57	6	-1.7	2.7	-1.0	0.6	-0.2	-0.2
Food wholesaling ²	57	8101	1.3	-3.7	-1.5	0.1	1.1	-0.8
Automotive parts, including tires, retailing ²	58	6102	-1.2	0.7	-1.0	-1.5	3.8	-0.9
Hardware, building material, and supplies retailing.....	58	D	7.9	2.3	4.0	0.8	-1.8	-1.4
Transportation and warehousing services for intermediate demand.....	ID6	32	-0.8	-0.6	0.6	0.6	-0.2	0.1
Rail transportation of freight and mail ²	30	11	1.1	0.4	0.7	1.2	0.4	0.0
Truck transportation of freight ²	30	12	-8.9	0.6	1.5	0.2	-0.1	-1.6
Water transportation of freight ²	30	13	-0.4	2.5	-0.8	-2.3	0.4	-0.2
Air transportation of freight ²	30	14	0.5	0.3	1.4	1.5	-0.2	-0.4
U.S. Postal Service ²	30	1601	8.0	0.0	0.0	0.0	0.0	0.0
Courier and messenger services, except air mail.....	30	1602	4.4	1.1	0.7	0.4	0.0	0.7
Air mail and package delivery services, excluding by USPS.....	30	1603	4.7	2.2	1.3	1.5	-1.0	-0.6
Pipeline transportation ²	30	17	2.9	0.1	-0.2	-0.2	-0.1	0.0
Transportation of passengers (partial).....	30	2	-0.1	-2.1	-3.2	2.1	-0.6	2.1
Services related to water transportation.....	31	1	3.3	0.5	0.3	0.4	0.5	0.6
Arrangement of freight and cargo ²	31	31	-22.5	-12.8	3.3	2.0	-0.5	2.5
Warehousing, storage, and related services ²	32	1	3.1	-1.1	2.0	-0.3	-0.6	-0.1
Services less trade, transportation, and warehousing for intermediate demand.....	ID6	31	4.0	0.1	0.3	-0.5	0.3	0.5
Network compensation from broadcast TV, cable TV, radio ²	35	-	0.7	0.2	0.0	0.0	0.0	0.0
Advertising space sales in periodicals and newspapers ²	36	11	0.0	-0.5	-0.4	-0.4	-0.2	0.0
Advertising space sales in directories and mail lists ²	36	12	5.4	0.0	0.0	0.0	0.0	0.0
Television advertising time sales.....	36	2	-15.6	-8.0	-4.2	0.5	7.1	3.1
Radio advertising time sales.....	36	3	2.2	4.6	-2.3	-0.7	5.5	4.0
Internet advertising sales ²	36	6	2.1	0.0	0.0	0.0	0.0	0.0
Business wired telecommunication services ²	37	12	3.1	1.0	0.2	-0.5	0.2	-0.1
Wireless telecommunication services.....	37	2	1.2	-0.6	0.2	0.1	0.2	0.1
Cable and satellite subscriber services.....	37	3	7.5	1.1	0.7	0.5	0.4	0.8
Bundled wired telecommunication access services ²	37	5	3.0	1.0	-2.9	0.2	-0.2	1.9
Data processing and related services ²	38	1	2.2	0.1	-0.2	0.2	0.3	0.3
Business loans (partial).....	39	11	9.4	-1.7	-2.7	0.9	-0.8	-1.6

See footnotes at end of table.

Table 2. Producer price index percentage changes for selected commodity groupings by Final Demand-Intermediate Demand category, seasonally adjusted — Continued
 [December 2023]

Grouping	Commodity code		Unadjusted 12-month percent change ¹	Seasonally adjusted 1-month percent change ¹				
	Group code	Item code		Dec. 2022 to Dec. 2023 ^P	July to Aug.	Aug. to Sept. ^P	Sept. to Oct. ^P	Oct. to Nov. ^P
Deposit services (partial) ²	39	2	12.7	-2.5	5.2	0.8	2.8	1.6
Other credit intermediation, incl. trust services (partial) ²	39	3	1.9	2.5	0.0	0.0	-3.7	0.0
Securities brokerage, dealing, investment advice, and related services ²	40	1	10.5	0.9	-0.1	-1.9	0.4	2.0
Portfolio management ²	40	2	5.5	1.8	-0.5	-3.0	-1.7	1.5
Investment banking ²	40	3	7.1	1.9	2.9	-0.1	-0.7	-1.6
Life insurance ²	41	1101	-1.6	0.0	-0.4	0.1	0.0	0.0
Health and medical insurance.....	41	1103	3.1	0.5	0.2	0.2	0.2	0.1
Property and casualty insurance ²	41	1104	6.3	0.2	0.8	0.0	0.0	0.1
Annuities ²	41	2	0.4	0.0	0.0	-0.3	0.0	0.0
Commissions from sales of insurance ²	42	1	0.6	0.0	0.0	0.0	0.0	0.0
Nonresidential real estate rents ²	43	11	4.2	2.9	2.0	-3.0	1.6	1.5
Nonresidential property sales and leases ²	43	12	-3.4	0.4	0.0	-0.2	-0.1	-0.1
Residential property management fees ²	43	22	1.6	0.1	-0.5	-0.7	1.1	-0.4
Passenger car rental.....	44	1	-5.8	0.8	1.0	1.8	-2.8	1.1
Truck, utility trailer, and RV rental and leasing ²	44	2	-1.0	-0.6	0.9	-0.6	0.1	-0.2
Construction, mining, and forestry machinery and equipment rental and leasing ²	44	3	1.4	-1.0	0.4	0.2	-0.1	0.2
Legal services.....	45	1	6.3	0.2	0.3	0.9	0.3	0.6
Accounting services (partial).....	45	2	6.2	0.2	1.3	-2.3	-0.1	0.3
Architectural and engineering services.....	45	3	3.3	0.1	0.2	0.8	0.0	0.1
Management, scientific, and technical consulting services.....	45	4	3.5	-2.3	5.1	-3.4	0.2	1.7
Advertising and related services (partial) ²	45	5	0.5	-0.2	0.0	0.0	0.0	0.0
Permanent placement services ²	46	1	1.3	-1.1	0.4	-0.2	0.4	0.2
Executive search services ²	46	2	8.3	2.8	1.3	0.8	-1.2	3.7
Staffing services.....	46	3	0.5	-0.3	-0.4	0.2	0.1	0.2
Security guard services ²	48	1	9.7	2.6	-0.1	0.8	-0.2	2.4
Janitorial services ²	49	1	-0.8	0.0	-2.4	-0.1	0.1	0.0
Waste collection.....	50	1	8.5	1.1	0.9	-0.5	1.0	-0.5
Traveler accommodation services.....	53	11	-6.4	-0.4	2.5	-2.6	1.4	-4.8
Commercial and industrial machinery and equipment repair and maintenance.....	55	1	5.7	0.0	1.8	-0.6	0.9	0.9
Aircraft repair and maintenance.....	55	4	8.1	0.3	3.5	0.4	0.2	0.1
Metal treatment services ²	59	1	5.9	0.3	-0.3	0.5	-0.3	0.6
Construction for intermediate demand.....	ID6	4	3.3	0.0	0.0	0.1	0.0	0.1
Maintenance and repair of non-residential buildings (partial) ²	80	2	3.3	0.0	0.0	0.1	0.0	0.1
Intermediate Demand by Production Flow								
Stage 4 intermediate demand.....	ID5	4	2.1	0.5	0.2	-0.3	0.1	0.2
Stage 4 intermediate demand goods.....	ID5	9411	-0.4	0.7	0.3	-0.5	-0.1	0.0
Grains.....	01	2	-29.6	-2.7	-6.3	-3.0	-2.8	-1.2
Meats.....	02	21	6.8	-2.4	1.5	1.1	0.4	-0.7
Unprocessed and packaged fish.....	02	23	-4.3	-0.7	-1.7	-0.9	0.5	0.4
Dairy products.....	02	3	-7.0	1.9	1.4	1.3	-0.4	-0.9
Commercial electric power.....	05	42	5.7	0.2	0.7	-0.3	2.3	0.8
Industrial electric power.....	05	43	7.3	0.3	0.1	0.6	2.3	0.8
Gasoline.....	05	71	-5.3	18.7	5.1	-15.6	-6.5	2.1
No. 2 diesel fuel.....	05	7303	-18.7	39.2	2.6	-11.7	-1.8	-12.4
Basic organic chemicals.....	06	14	-8.8	0.1	1.7	2.9	-2.7	-1.8
Prepared paint ²	06	21	-1.0	0.0	-0.2	-0.3	-0.1	-0.2
Medicinal and botanical chemicals ²	06	31	0.8	-0.2	0.0	0.9	0.0	-0.3
Biological products, including diagnostics.....	06	37	5.1	-0.1	0.3	0.2	0.3	0.0
Pharmaceutical preparations.....	06	38	2.8	0.1	0.2	0.3	0.1	0.1
Plastic construction products ²	07	21	-3.2	-0.1	0.2	0.0	0.2	-0.4
Unsupported plastic film, sheet, and other shapes ²	07	22	-6.2	-0.8	-1.5	0.4	0.3	0.9
Parts for manufacturing from plastics ²	07	26	-4.1	-0.2	-0.2	-0.2	-0.4	0.2
Plastic packaging products ²	07	2A	-4.6	-0.2	0.0	-0.4	0.4	-0.4
Lumber.....	08	1	-9.2	-6.7	2.1	-3.7	-3.0	-1.6
Millwork.....	08	2	-3.4	-0.9	0.3	0.3	0.3	-0.3
Paper boxes and containers ²	09	1503	-3.4	-0.5	-0.2	-0.1	-0.3	0.0
Commercial printing ²	09	47	2.5	0.3	0.2	0.0	0.1	0.0
Steel mill products ²	10	17	-2.0	-2.0	-3.5	-2.5	-1.5	3.3
Nonferrous wire and cable ²	10	26	-4.6	0.5	-1.5	-0.5	-0.1	0.4
Fabricated structural metal products.....	10	7	2.5	0.1	0.4	0.6	0.4	1.6
Other miscellaneous metal products ²	10	89	1.5	-0.2	0.0	0.2	0.2	0.0
Air conditioning and refrigeration equipment.....	11	48	3.8	0.6	0.2	0.4	0.7	-0.3
Wiring devices ²	11	71	4.0	0.6	0.0	0.2	-0.3	-0.5

See footnotes at end of table.

Table 2. Producer price index percentage changes for selected commodity groupings by Final Demand-Intermediate Demand category, seasonally adjusted — Continued
 [December 2023]

Grouping	Commodity code		Unadjusted 12-month percent change ¹	Seasonally adjusted 1-month percent change ¹				
	Group code	Item code		July to Aug.	Aug. to Sept. ^P	Sept. to Oct. ^P	Oct. to Nov. ^P	Nov. to Dec. ^P
Electronic components and accessories.....	11	78	-1.1	0.3	-0.1	-0.1	-0.1	-0.1
Miscellaneous electrical machinery and equipment ²	11	79	1.1	0.0	0.0	-0.1	-0.1	0.0
Internal combustion engines ²	11	94	6.3	0.0	0.1	-0.1	0.1	0.0
Machine shop products ²	11	95	1.6	0.0	0.0	-0.2	0.0	0.0
Concrete ingredients and related products.....	13	2	8.4	0.9	0.6	0.1	0.5	0.6
Concrete products.....	13	3	7.3	0.9	1.1	0.7	0.4	0.1
Prepared asphalt, tar roofing and siding products ²	13	61	2.8	-1.2	0.7	0.7	-0.3	0.3
Paving mixtures and blocks.....	13	94	2.1	0.8	0.9	1.0	1.5	0.7
Motor vehicle parts ²	14	12	1.6	0.0	0.1	0.1	0.1	0.1
Aircraft engines and engine parts.....	14	23	3.2	0.3	0.0	0.2	0.9	0.5
Aircraft parts and auxiliary equipment, n.e.c.....	14	25	4.6	0.5	-0.1	0.0	0.1	0.0
Medical, surgical and personal aid devices.....	15	6	2.5	0.1	0.1	0.0	0.2	0.2
Stage 4 intermediate demand services.....	ID5	9412	4.3	0.4	0.2	-0.1	0.3	0.4
Truck transportation of freight ²	30	12	-8.9	0.6	1.5	0.2	-0.1	-1.6
Courier, messenger, and U.S. postal services.....	30	16	5.7	1.0	0.6	0.6	-0.2	0.1
Airline passenger services.....	30	22	-0.1	-2.2	-3.2	2.1	-0.6	2.1
Warehousing, storage, and related services ²	32	1	3.1	-1.1	2.0	-0.3	-0.6	-0.1
Advertising space sales in periodicals and newspapers ²	36	11	0.0	-0.5	-0.4	-0.4	-0.2	0.0
Data processing and related services ²	38	1	2.2	0.1	-0.2	0.2	0.3	0.3
Business loans (partial).....	39	11	9.4	-1.7	-2.7	0.9	-0.8	-1.6
Deposit services (partial) ²	39	2	12.7	-2.5	5.2	0.8	2.8	1.6
Securities brokerage, dealing, investment advice, and related services ²	40	1	10.5	0.9	-0.1	-1.9	0.4	2.0
Portfolio management ²	40	2	5.5	1.8	-0.5	-3.0	-1.7	1.5
Investment banking ²	40	3	7.1	1.9	2.9	-0.1	-0.7	-1.6
Insurance.....	41	11	3.6	0.3	0.4	0.2	0.1	0.0
Annuities ²	41	2	0.4	0.0	0.0	-0.3	0.0	0.0
Nonresidential real estate rents ²	43	11	4.2	2.9	2.0	-3.0	1.6	1.5
Nonresidential property sales and leases ²	43	12	-3.4	0.4	0.0	-0.2	-0.1	-0.1
Nonresidential property management fees ²	43	13	8.4	0.8	0.1	1.5	1.1	0.0
Residential property management fees ²	43	22	1.6	0.1	-0.5	-0.7	1.1	-0.4
Construction, mining, and forestry machinery and equipment rental and leasing ²	44	3	1.4	-1.0	0.4	0.2	-0.1	0.2
Legal services.....	45	1	6.3	0.2	0.3	0.9	0.3	0.6
Advertising agency services ²	45	51	0.5	-0.2	0.0	0.0	0.0	0.0
Accounting services (partial).....	45	2	6.2	0.2	1.3	-2.3	-0.1	0.3
Architectural and engineering services.....	45	3	3.3	0.1	0.2	0.8	0.0	0.1
Management, scientific, and technical consulting services.....	45	4	3.5	-2.3	5.1	-3.4	0.2	1.7
Staffing services.....	46	3	0.5	-0.3	-0.4	0.2	0.1	0.2
Janitorial services ²	49	1	-0.8	0.0	-2.4	-0.1	0.1	0.0
Commercial and industrial machinery and equipment repair and maintenance.....	55	1	5.7	0.0	1.8	-0.6	0.9	0.9
Machinery and equipment parts and supplies wholesaling ²	57	1102	9.2	2.2	-0.1	0.9	1.3	0.2
Building materials, paint, and hardware wholesaling.....	57	3	-7.8	1.3	1.2	0.3	-1.8	1.1
Metals, minerals, and ores wholesaling ²	57	4	19.0	-4.4	-2.5	7.8	2.8	1.6
Chemicals and allied products wholesaling ²	57	5	-0.6	-2.8	-2.4	4.8	1.1	-0.3
Paper and plastics products wholesaling ²	57	6	-1.7	2.7	-1.0	0.6	-0.2	-0.2
Food and alcohol wholesaling ²	57	8	1.5	-3.3	-1.3	0.2	1.1	-0.7
Hardware and building materials and supplies retailing.....	58	D	7.9	2.3	4.0	0.8	-1.8	-1.4
Metal treatment services ²	59	1	5.9	0.3	-0.3	0.5	-0.3	0.6
Stage 3 intermediate demand.....	ID5	3	-2.4	1.1	0.6	-0.6	-0.3	-0.4
Stage 3 intermediate demand goods.....	ID5	9311	-7.8	3.3	1.2	-2.0	-1.2	-1.4
Slaughter cattle.....	01	31	12.6	1.6	1.7	-0.6	-7.2	-3.4
Slaughter hogs.....	01	32	-39.6	-2.4	-0.5	-9.0	-4.0	-19.7
Slaughter poultry.....	01	4	-5.2	-0.9	10.9	-4.9	-1.4	4.9
Raw milk.....	01	6	-12.1	14.0	5.4	-1.5	-2.1	1.0
Commercial electric power.....	05	42	5.7	0.2	0.7	-0.3	2.3	0.8
Industrial electric power.....	05	43	7.3	0.3	0.1	0.6	2.3	0.8
Gasoline.....	05	71	-5.3	18.7	5.1	-15.6	-6.5	2.1
Jet fuel ²	05	7203	-12.3	22.7	7.1	-3.2	-5.8	-12.1
No. 2 diesel fuel.....	05	7303	-18.7	39.2	2.6	-11.7	-1.8	-12.4
Finished lubricants ²	05	76	-0.4	-0.1	-1.1	-0.2	0.2	0.7
Lubricating oil base stocks ²	05	78	-21.4	1.9	-0.1	11.9	2.1	0.6
Asphalt.....	05	8102	23.9	0.0	5.0	2.4	1.4	2.2
Basic inorganic chemicals ²	06	13	-9.7	-1.5	0.3	-2.1	-0.4	0.2
Basic organic chemicals.....	06	14	-8.8	0.1	1.7	2.9	-2.7	-1.8
Paints and allied products ²	06	2	-1.5	0.9	-0.5	-1.1	0.1	-0.1

See footnotes at end of table.

Table 2. Producer price index percentage changes for selected commodity groupings by Final Demand-Intermediate Demand category, seasonally adjusted — Continued
 [December 2023]

Grouping	Commodity code		Unadjusted 12-month percent change ¹	Seasonally adjusted 1-month percent change ¹				
	Group code	Item code		Dec. 2022 to Dec. 2023 ^P	July to Aug.	Aug. to Sept. ^P	Sept. to Oct. ^P	Oct. to Nov. ^P
Agricultural chemicals and chemical products.....	06	5	-20.3	2.5	-0.9	1.8	0.2	0.4
Plastic resins and materials.....	06	6	-6.5	-1.7	0.4	-2.5	1.6	1.4
Synthetic rubber ²	07	1102	-7.4	0.1	1.1	2.4	0.2	-1.5
Unsupported plastic film, sheet, and other shapes ²	07	22	-6.2	-0.8	-1.5	0.4	0.3	0.9
Paper ²	09	13	-1.4	-0.6	0.6	-0.5	-0.2	0.0
Paperboard ²	09	14	-8.2	-0.3	0.5	0.0	-0.1	-1.5
Converted paper and paperboard products ²	09	15	-2.1	-0.5	0.0	-0.3	-0.6	-0.3
Commercial printing ²	09	47	2.5	0.3	0.2	0.0	0.1	0.0
Foundry and forge shop products ²	10	15	1.7	0.5	-0.1	-0.6	-0.2	0.0
Steel mill products ²	10	17	-2.0	-2.0	-3.5	-2.5	-1.5	3.3
Nonferrous mill shapes ²	10	25	-1.0	-0.2	-0.5	-0.7	-0.2	0.2
Nonferrous foundry shop products.....	10	28	2.4	0.3	-0.1	0.6	-0.4	0.9
Metal containers ²	10	3	-5.2	-1.6	-0.2	-0.9	-0.5	0.0
Structural, architectural, and pre-engineered metal products.....	10	74	3.1	-0.2	0.3	0.7	0.8	3.0
Bolts, nuts, screws, rivets, and washers ²	10	81	6.3	0.2	0.5	-0.5	1.1	0.0
Other miscellaneous metal products ²	10	89	1.5	-0.2	0.0	0.2	0.2	0.0
General purpose machinery and equipment.....	11	4	5.1	0.4	0.5	0.6	0.0	0.1
Electrical machinery and equipment.....	11	7	1.5	0.2	0.0	0.1	0.1	0.1
Construction sand, gravel, and crushed stone.....	13	21	8.5	1.2	0.5	0.3	0.5	0.6
Cement.....	13	22	8.2	0.3	0.9	-0.4	0.7	0.6
Motor vehicle parts ²	14	12	1.6	0.0	0.1	0.1	0.1	0.1
Aircraft and aircraft equipment.....	14	2	3.6	0.2	0.1	0.1	0.2	0.2
Stage 3 intermediate demand services.....	ID5	9312	2.3	-0.6	0.1	0.5	0.4	0.4
Rail transportation of freight and mail ²	30	11	1.1	0.4	0.7	1.2	0.4	0.0
Courier, messenger, and U.S. postal services.....	30	16	5.7	1.0	0.6	0.6	-0.2	0.1
Arrangement of freight and cargo ²	31	31	-22.5	-12.8	3.3	2.0	-0.5	2.5
Freight forwarding ²	31	3201	2.1	0.0	0.0	0.0	0.0	0.0
Warehousing, storage, and related services ²	32	1	3.1	-1.1	2.0	-0.3	-0.6	-0.1
Advertising space sales in periodicals, newspapers, directories, and mailing lists ²	36	1	0.8	-0.4	-0.4	-0.3	-0.2	0.0
Wired telephone services ²	37	1	3.4	0.7	0.3	-0.2	0.1	0.0
Bundled wired telecommunications access services ²	37	5	3.0	1.0	-2.9	0.2	-0.2	1.9
Data processing and related services ²	38	1	2.2	0.1	-0.2	0.2	0.3	0.3
Business loans (partial).....	39	11	9.4	-1.7	-2.7	0.9	-0.8	-1.6
Deposit services (partial) ²	39	2	12.7	-2.5	5.2	0.8	2.8	1.6
Securities brokerage, dealing, investment advice, and related services ²	40	1	10.5	0.9	-0.1	-1.9	0.4	2.0
Insurance.....	41	11	3.6	0.3	0.4	0.2	0.1	0.0
Nonresidential real estate rents ²	43	11	4.2	2.9	2.0	-3.0	1.6	1.5
Legal services.....	45	1	6.3	0.2	0.3	-0.9	0.3	0.6
Accounting services (partial).....	45	2	6.2	0.2	1.3	-2.3	-0.1	0.3
Architectural and engineering services.....	45	3	3.3	0.1	0.2	0.8	0.0	0.1
Management, scientific, and technical consulting services.....	45	4	3.5	-2.3	5.1	-3.4	0.2	1.7
Advertising agency services ²	45	51	0.5	-0.2	0.0	0.0	0.0	0.0
Staffing services.....	46	3	0.5	-0.3	-0.4	0.2	0.1	0.2
Aircraft repair maintenance.....	55	4	8.1	0.3	3.5	0.4	0.2	0.1
Machinery and equipment parts and supplies wholesaling ²	57	1102	9.2	2.2	-0.1	0.9	1.3	0.2
Building materials, paint, and hardware wholesaling.....	57	3	-7.8	1.3	1.2	0.3	-1.8	1.1
Metals, minerals, and ores wholesaling ²	57	4	19.0	-4.4	-2.5	7.8	2.8	1.6
Chemicals and allied products wholesaling ²	57	5	-0.6	-2.8	-2.4	4.8	1.1	-0.3
Paper and plastics products wholesaling ²	57	6	-1.7	2.7	-1.0	0.6	-0.2	-0.2
Food wholesaling ²	57	8101	1.3	-3.7	-1.5	0.1	1.1	-0.8
Metal treatment services ²	59	1	5.9	0.3	-0.3	0.5	-0.3	0.6
Stage 2 intermediate demand.....	ID5	2	-5.5	0.7	1.1	-0.3	-1.0	-1.6
Stage 2 intermediate demand goods.....	ID5	9211	-15.3	2.3	3.1	-1.3	-2.4	-4.1
Corn.....	01	2202	-31.4	-2.0	-6.2	-2.7	-3.5	-1.7
Oilseeds.....	01	83	-12.4	-4.3	4.3	-4.7	5.0	-4.7
Prepared animal feeds.....	02	9	-6.7	0.2	0.6	-1.1	-0.1	-1.0
Coal.....	05	1	-0.4	1.5	-3.4	2.7	-1.7	1.1
Natural gas ²	05	31	-60.5	0.0	-2.6	1.2	9.9	1.5
Liquefied petroleum gas ²	05	32	-15.5	4.7	9.7	-7.0	-6.1	-2.5
Crude petroleum ²	05	61	-10.8	8.1	10.3	-3.4	-9.7	-13.2
No. 2 diesel fuel.....	05	7303	-18.7	39.2	2.6	-11.7	-1.8	-12.4
Industrial chemicals.....	06	1	-9.0	-0.2	1.4	2.0	-2.3	-1.4
Plastic resins and materials.....	06	6	-6.5	-1.7	0.4	-2.5	1.6	1.4
Plastic products ²	07	2	-2.8	-0.2	-0.3	0.0	0.2	0.0
Logs, bolts, timber, pulpwood, and wood chips ²	08	5	-5.1	0.3	0.0	-0.1	-1.2	-0.4

See footnotes at end of table.

Table 2. Producer price index percentage changes for selected commodity groupings by Final Demand-Intermediate Demand category, seasonally adjusted — Continued
 [December 2023]

Grouping	Commodity code		Unadjusted 12-month percent change ¹	Seasonally adjusted 1-month percent change ¹				
	Group code	Item code		Dec. 2022 to Dec. 2023 ^P	July to Aug.	Aug. to Sept. ^P	Sept. to Oct. ^P	Oct. to Nov. ^P
Paper ²	09	13	-1.4	-0.6	0.6	-0.5	-0.2	0.0
Paperboard, excluding corrugated paperboard ²	09	1411	-7.9	-0.6	0.9	-0.2	0.0	-2.0
Commercial printing ²	09	47	2.5	0.3	0.2	0.0	0.1	0.0
Iron and steel scrap.....	10	12	19.4	2.9	0.8	1.6	5.5	-1.1
Steel mill products ²	10	17	-2.0	-2.0	-3.5	-2.5	-1.5	3.3
Nonferrous mill shapes ²	10	25	-1.0	-0.2	-0.5	-0.7	-0.2	0.2
Electrical machinery and equipment.....	11	7	1.5	0.2	0.0	0.1	0.1	0.1
Electronic components and accessories.....	11	78	-1.1	0.3	-0.1	-0.1	-0.1	-0.1
Stage 2 intermediate demand services.....	ID5	9212	2.8	-0.5	-0.4	0.5	0.2	0.2
Rail transportation of freight and mail ²	30	11	1.1	0.4	0.7	1.2	0.4	0.0
Truck transportation of freight ²	30	12	-8.9	0.6	1.5	0.2	-0.1	-1.6
U.S. Postal Service ²	30	1601	8.0	0.0	0.0	0.0	0.0	0.0
Courier and messenger services, except air.....	30	1602	4.4	1.1	0.7	0.4	0.0	0.7
Air mail and package delivery services, excluding by USPS.....	30	1603	4.7	2.2	1.3	1.5	-1.0	-0.6
Pipeline transportation ²	30	17	2.9	0.1	-0.2	-0.2	-0.1	0.0
Airline passenger services.....	30	22	-0.1	-2.2	-3.2	2.1	-0.6	2.1
Arrangement of freight and cargo ²	31	31	-22.5	-12.8	3.3	2.0	-0.5	2.5
Television advertising time sales.....	36	21	-15.6	-8.0	-4.2	0.5	7.1	3.1
Wireless telecommunication services.....	37	2	1.2	-0.6	0.2	0.1	0.2	0.1
Data processing and related services ²	38	1	2.2	0.1	-0.2	0.2	0.3	0.3
Securities brokerage, dealing, investment advice, and related services ²	40	1	10.5	0.9	-0.1	-1.9	0.4	2.0
Portfolio management ²	40	2	5.5	1.8	-0.5	-3.0	-1.7	1.5
Investment banking ²	40	31	7.1	1.9	2.9	-0.1	-0.7	-1.6
Insurance.....	41	11	3.6	0.3	0.4	0.2	0.1	0.0
Commissions from sales of insurance ²	42	11	0.6	0.0	0.0	0.0	0.0	0.0
Legal services.....	45	1	6.3	0.2	0.3	0.9	0.3	0.6
Accounting services (partial).....	45	2	6.2	0.2	1.3	-2.3	-0.1	0.3
Management, scientific, and technical consulting services.....	45	4	3.5	-2.3	5.1	-3.4	0.2	1.7
Advertising agency services ²	45	51	0.5	-0.2	0.0	0.0	0.0	0.0
Staffing services.....	46	3	0.5	-0.3	-0.4	0.2	0.1	0.2
Security guard services ²	48	1	9.7	2.6	-0.1	0.8	-0.2	2.4
Janitorial services ²	49	1	-0.8	0.0	-2.4	-0.1	0.1	0.0
Traveler accommodation services.....	53	1	-6.4	-0.4	2.5	-2.6	1.4	-4.8
Commercial and industrial machinery and equipment repair and maintenance.....	55	1	5.7	0.0	1.8	-0.6	0.9	0.9
Hardware and building materials and supplies retailing.....	58	D	7.9	2.3	4.0	0.8	-1.8	-1.4
Stage 1 intermediate demand.....	ID5	1	-0.2	1.4	0.3	-0.4	-0.1	-0.2
Stage 1 intermediate demand goods.....	ID5	9111	-3.7	2.6	0.3	-0.8	-0.5	-0.9
Prepared animal feeds.....	02	9	-6.7	0.2	0.6	-1.1	-0.1	-1.0
Commercial electric power.....	05	42	5.7	0.2	0.7	-0.3	2.3	0.8
Industrial electric power.....	05	43	7.3	0.3	0.1	0.6	2.3	0.8
Commercial natural gas.....	05	52	-16.3	-0.1	-1.8	2.2	5.5	-0.6
Industrial natural gas.....	05	53	-16.8	0.3	-2.3	-6.5	8.3	1.7
Gasoline.....	05	71	-5.3	18.7	5.1	-15.6	-6.5	2.1
No. 2 diesel fuel.....	05	7303	-18.7	39.2	2.6	-11.7	-1.8	-12.4
Industrial chemicals.....	06	1	-9.0	-0.2	1.4	2.0	-2.3	-1.4
Prepared paint ²	06	21	-1.0	0.0	-0.2	-0.3	-0.1	-0.2
Plastic construction products ²	07	21	-3.2	-0.1	0.2	0.0	0.2	-0.4
Recyclable paper ²	09	12	36.8	2.2	9.6	10.8	1.0	-7.5
Paper ²	09	13	-1.4	-0.6	0.6	-0.5	-0.2	0.0
Converted paper and paperboard products ²	09	15	-2.1	-0.5	0.0	-0.3	-0.6	-0.3
Iron and steel scrap.....	10	12	19.4	2.9	0.8	1.6	5.5	-1.1
Steel mill products ²	10	17	-2.0	-2.0	-3.5	-2.5	-1.5	3.3
Primary nonferrous metals ²	10	22	0.1	-3.9	1.9	-2.0	0.9	-1.5
Nonferrous scrap.....	10	23	-5.4	0.2	-0.7	-0.8	0.0	3.6
Nonferrous wire and cable ²	10	26	-4.6	0.5	-1.5	-0.5	-0.1	0.4
Fabricated structural metal products.....	10	7	2.5	0.1	0.4	0.6	0.4	1.6
General purpose machinery and equipment.....	11	4	5.1	0.4	0.5	0.6	0.0	0.1
Construction sand, gravel, and crushed stone.....	13	21	8.5	1.2	0.5	0.3	0.5	0.6
Stage 1 intermediate demand services.....	ID5	9112	3.5	0.3	0.3	0.0	0.4	0.4
Truck transportation of freight ²	30	12	-8.9	0.6	1.5	0.2	-0.1	-1.6
Airline passenger services.....	30	22	-0.1	-2.2	-3.2	2.1	-0.6	2.1
Advertising space sales in periodicals, newspapers, directories, and mailing lists ²	36	1	0.8	-0.4	-0.4	-0.3	-0.2	0.0
Business wired telecommunication services ²	37	12	3.1	1.0	0.2	-0.5	0.2	-0.1
Wireless telecommunication services.....	37	2	1.2	-0.6	0.2	0.1	0.2	0.1

See footnotes at end of table.

Table 2. Producer price index percentage changes for selected commodity groupings by Final Demand-Intermediate Demand category, seasonally adjusted — Continued
 [December 2023]

Grouping	Commodity code		Unadjusted 12-month percent change ¹	Seasonally adjusted 1-month percent change ¹				
	Group code	Item code		Dec. 2022 to Dec. 2023 ^p	July to Aug.	Aug. to Sept. ^p	Sept. to Oct. ^p	Oct. to Nov. ^p
Bundled wired telecommunications access services ²	37	5	3.0	1.0	-2.9	0.2	-0.2	1.9
Business loans (partial).....	39	11	9.4	-1.7	-2.7	0.9	-0.8	-1.6
Deposit services (partial) ²	39	2	12.7	-2.5	5.2	0.8	2.8	1.6
Securities brokerage, dealing, investment advice, and related services ²	40	1	10.5	0.9	-0.1	-1.9	0.4	2.0
Portfolio management ²	40	2	5.5	1.8	-0.5	-3.0	-1.7	1.5
Investment banking ²	40	3	7.1	1.9	2.9	-0.1	-0.7	-1.6
Insurance.....	41	11	3.6	0.3	0.4	0.2	0.1	0.0
Nonresidential real estate rents ²	43	11	4.2	2.9	2.0	-3.0	1.6	1.5
Architectural and engineering services.....	45	3	3.3	0.1	0.2	0.8	0.0	0.1
Management consulting services.....	45	41	3.5	-2.3	5.1	-3.4	0.2	1.7
Waste collection.....	50	1	8.5	1.1	0.9	-0.5	1.0	-0.5
Traveler accommodation services.....	53	11	-6.4	-0.4	2.5	-2.6	1.4	-4.8
Commercial and industrial machinery and equipment repair and maintenance.....	55	1	5.7	0.0	1.8	-0.6	0.9	0.9
Machinery and equipment parts and supplies wholesaling ²	57	1102	9.2	2.2	-0.1	0.9	1.3	0.2
Building materials, paint, and hardware wholesaling.....	57	3	-7.8	1.3	1.2	0.3	-1.8	1.1
Metals, minerals, and ores wholesaling ²	57	4	19.0	-4.4	-2.5	7.8	2.8	1.6
Chemicals and allied products wholesaling ²	57	5	-0.6	-2.8	-2.4	4.8	1.1	-0.3
Paper and plastics products wholesaling ²	57	6	-1.7	2.7	-1.0	0.6	-0.2	-0.2
Hardware and building materials and supplies retailing.....	58	D	7.9	2.3	4.0	0.8	-1.8	-1.4
Mining services ²	60	1	2.0	-0.3	0.8	-0.7	1.2	0.2

¹ All indexes are subject to revision for 4 months after their originally scheduled publication to incorporate late reports and corrections by survey respondents. In addition, seasonally adjusted indexes are subject to change for up to 5 years due to the recalculation of seasonal factors published each January.

² Seasonal tests did not indicate the presence of seasonality. Data shown is not seasonally adjusted.

³ Trade indexes measure changes in margins received by wholesalers and retailers.

p Preliminary

"-" Data not available.

NOTE: The term "(partial)" denotes incomplete coverage of the index category.

Table 3. Producer price indexes for Final Demand-Intermediate Demand groupings, seasonally adjusted
 [December 2023, Index base Nov. 2009=100, unless otherwise indicated]

Grouping	Other index base	Commodity code		Seasonally adjusted index ¹				
		Group code	Item code	Aug. 2023	Sept. 2023 ^p	Oct. 2023 ^p	Nov. 2023 ^p	Dec. 2023 ^p
Final Demand								
Final demand.....		FD	4	142.427	143.004	142.368	142.243	142.055
Final demand goods.....		FD	41	143.958	145.177	143.125	142.750	142.187
Final demand foods.....		FD	411	148.961	149.893	149.672	150.652	149.230
Finished consumer foods ²	00/82	FD	4111	263.062	264.534	264.761	266.377	264.215
Finished consumer foods, crude.....	00/82	FD	411113	237.530	229.078	221.941	264.787	247.881
Finished consumer foods, processed.....	00/82	FD	411112	264.353	266.765	267.693	265.373	264.625
Government purchased foods.....		FD	4112	153.334	155.374	156.899	156.666	155.498
Foods for export.....		FD	4113	149.194	150.123	147.578	149.374	146.925
Final demand energy.....		FD	412	150.047	154.659	144.271	140.851	139.174
Finished consumer energy goods ²	00/82	FD	4121	234.682	241.631	223.424	218.477	219.298
Government purchased energy.....		FD	4122	161.679	166.930	159.044	155.462	146.165
Energy for export.....		FD	4123	141.434	147.029	144.208	138.074	127.425
Final demand goods less foods and energy.....		FD	413	140.773	141.012	141.051	141.247	141.273
Finished goods less foods and energy ²	00/82	FD	4131	248.005	248.455	248.544	249.035	248.929
Finished consumer goods less foods and energy.....	00/82	FD	41311	275.526	276.011	276.090	276.654	276.461
Nondurable consumer goods less foods and energy.....	00/82	FD	413111	357.541	358.008	358.810	359.407	359.410
Durable consumer goods.....	00/82	FD	413112	191.430	191.901	191.382	191.884	191.541
Private capital equipment.....	00/82	FD	41312	212.999	213.398	213.491	213.897	213.872
Private capital equipment for manufacturing industries.....	00/82	FD	413121	228.748	229.046	229.253	229.636	229.952
Private capital equipment for nonmanufacturing industries.....	00/82	FD	413122	208.288	208.717	208.776	209.189	209.063
Government purchased goods, excluding foods and energy.....		FD	4132	136.374	136.623	136.786	136.734	136.761
Government purchased goods excluding foods, energy, and capital equipment.....		FD	41321	145.276	145.661	145.887	145.567	145.597
Government purchased capital equipment.....		FD	41322	123.188	123.269	123.354	123.625	123.648
Goods for export, excluding foods and energy.....		FD	4133	136.785	136.983	136.962	137.088	137.261
Final demand services.....		FD	42	140.593	140.897	140.894	140.885	140.855
Final demand trade services ³		FD	423	153.330	153.118	152.676	152.488	151.233
Trade of finished goods ²		FD	4231	151.701	151.500	150.821	150.410	149.286
Trade of personal consumption goods.....		FD	42311	151.162	150.747	150.319	149.747	149.425
Trade of private capital equipment.....		FD	42312	152.369	153.113	151.334	151.641	146.975
Trade of government purchased goods.....		FD	4232	164.960	164.991	165.610	166.718	164.444
Trade of government purchased goods, excluding capital equipment.....		FD	42321	169.386	168.785	170.915	171.759	172.418
Trade of government purchased capital equipment.....		FD	42322	156.767	157.741	156.095	157.588	150.952
Trade of exports.....		FD	4233	164.211	163.806	165.211	166.642	164.548
Final demand transportation and warehousing services.....		FD	422	148.952	149.134	150.237	149.893	149.362
Transportation of passengers for final demand.....		FD	4221	136.154	131.766	134.556	133.769	136.571
Transportation of private passengers.....		FD	42211	136.154	131.775	134.559	133.774	136.570
Transportation of government passengers.....		FD	42212	135.930	131.590	134.347	133.569	136.341
Transportation of passengers for export.....		FD	42213	136.160	131.734	134.550	133.755	136.581
Transportation and warehousing of goods for final demand.....		FD	4222	153.126	155.092	155.530	155.361	153.532
Transportation and warehousing of finished goods ²		FD	42221	151.071	153.059	153.439	153.291	151.315
Transportation and warehousing of personal consumption goods.....		FD	422211	151.637	153.603	153.986	153.833	151.896
Transportation and warehousing of private capital equipment.....		FD	422212	148.778	150.856	151.222	151.097	148.961
Transportation and warehousing of government purchased goods.....		FD	42222	152.012	153.793	154.067	153.933	152.342
Transportation and warehousing of exports.....		FD	42223	159.247	161.212	161.825	161.598	160.047
Final demand services less trade, transportation, and warehousing.....		FD	421	133.967	134.491	134.550	134.648	135.163
Finished services less trade, transportation, and warehousing ²		FD	4211	134.184	134.702	134.858	134.996	135.425
Finished consumer services less trade, transportation, and warehousing.....		FD	42111	133.430	133.980	134.096	134.263	134.627
Private capital investment services less trade, transportation, and warehousing.....		FD	42112	141.195	141.462	141.929	141.846	142.783
Government purchased services less trade, transportation, and warehousing.....		FD	4212	125.247	125.572	125.097	125.197	125.941
Gov. purchased services less trade, transportation, and warehousing, excl. capital investment.....		FD	42121	125.850	126.216	125.669	125.851	126.549
Government purchased capital investment services less trade, transportation, and warehousing.....		FD	42122	110.590	110.314	110.900	109.817	111.188
Services for export less trade, transportation, and warehousing.....		FD	4213	141.633	142.483	141.750	141.254	142.755
Final demand construction.....		FD	43	174.767	174.863	174.291	174.039	174.171
Construction for private capital investment.....		FD	431	178.944	179.053	178.398	178.070	178.304
Construction for government.....		FD	432	166.978	167.044	166.647	166.555	166.472
Final Demand Special Groupings								
Final demand less exports.....	04/10	FD	49101	140.155	140.736	140.034	139.889	139.740
Final demand less government.....	04/10	FD	49102	140.419	140.966	140.356	140.247	140.123
Final demand less foods, food and nonalcoholic beverages for immediate consumption, and energy ¹	04/10	FD	49103	140.032	140.286	140.269	140.304	140.224
Final demand less foods and energy ⁴	04/10	FD	49104	139.795	140.077	140.069	140.098	140.084
Final demand less foods and food and nonalcoholic beverages for immediate consumption ⁴	04/10	FD	49105	140.255	140.794	140.096	139.905	139.721

See footnotes at end of table.

Table 3. Producer price indexes for Final Demand-Intermediate Demand groupings, seasonally adjusted — Continued

[December 2023, Index base Nov. 2009=100, unless otherwise indicated]

Grouping	Other index base	Commodity code		Seasonally adjusted index ¹				
		Group code	Item code	Aug. 2023	Sept. 2023 ^P	Oct. 2023 ^P	Nov. 2023 ^P	Dec. 2023 ^P
Final demand less foods ⁴	04/10	FD	49106	139.950	140.498	139.849	139.664	139.547
Final demand less energy.....	04/10	FD	49107	140.063	140.381	140.361	140.443	140.350
Final demand less trade services.....	01/10	FD	49108	138.264	139.006	138.336	138.226	138.274
Final demand less distributive services ⁵	01/10	FD	49109	137.792	138.483	137.765	137.657	137.785
Final demand goods less energy.....	01/10	FD	49111	141.058	141.445	141.428	141.792	141.503
Final demand goods less foods.....	04/10	FD	49112	139.796	141.048	138.659	138.009	137.638
Final demand services less trade services.....	04/10	FD	49113	134.196	134.684	134.839	134.895	135.307
Final demand distributive services ⁵	04/10	FD	49114	150.202	150.329	150.032	149.851	148.533
Final demand goods plus final demand distributive services ⁵	04/10	FD	49115	144.464	145.213	143.918	143.628	142.761
Final demand less foods, energy, and trade services ⁴	08/13	FD	49116	128.459	128.842	128.938	129.017	129.299
Private and government purchased capital equipment.....	08/13	FD	49117	128.360	128.579	128.639	128.889	128.880
Private and government purchased capital investment services.....	08/13	FD	49118	134.885	135.386	135.018	135.090	133.757
Total private and government purchased capital investment.....	08/13	FD	49119	135.036	135.377	135.147	135.244	134.592
Total finished ²	01/10	FD	49201	141.110	141.670	140.976	140.844	140.772
Total finished less foods, food and nonalcoholic beverages for immediate consumption, and energy ^{2, 4}	12/10	FD	49202	139.576	139.866	139.833	139.837	139.791
Total finished less foods and energy ^{2, 4}	01/10	FD	49203	140.422	140.713	140.688	140.695	140.649
Total finished less foods and food and nonalcoholic beverages for immediate consumption ^{2, 4}	12/10	FD	49204	139.354	139.897	139.154	138.963	138.952
Total finished less foods ^{2, 4}	01/10	FD	49205	140.755	141.300	140.562	140.373	140.363
Total finished less energy ²	01/10	FD	49206	140.827	141.147	141.131	141.187	141.077
Finished goods ²	00/82	FD	49207	257.192	259.616	254.829	254.116	253.825
Finished goods less energy ²	00/82	FD	49208	251.193	251.918	252.043	252.837	252.176
Finished goods, excluding foods ^{2, 4}	00/82	FD	49209	254.981	257.649	251.555	250.231	250.433
Finished services ²	01/10	FD	49210	138.964	139.265	139.243	139.206	139.157
Private capital investment services.....	04/10	FD	49211	145.069	145.613	145.234	145.295	143.966
Finished distributive services ^{2, 5}	04/10	FD	49212	148.501	148.567	148.029	147.659	146.455
Finished services less trade services ²	04/10	FD	49213	134.022	134.510	134.731	134.835	135.184
Finished services less distributive services ^{2, 5}	04/10	FD	49214	133.350	133.757	133.970	134.087	134.565
Total private capital investment (goods, services, and construction).....	04/10	FD	49215	143.160	143.550	143.306	143.399	142.713
Finished goods plus finished distributive services ²	04/10	FD	49216	145.838	146.569	144.928	144.543	143.879
Total exports.....	04/10	FD	49301	139.993	140.477	140.345	140.364	139.941
Goods for export.....	00/82	FD	49302	232.268	233.264	232.464	232.398	231.130
Services for export.....	04/10	FD	49303	150.868	151.235	151.563	151.662	151.664
Total government purchases.....	04/10	FD	49401	137.743	138.548	137.736	137.456	136.565
Government purchased goods.....	00/82	FD	49402	235.211	238.035	235.197	233.607	229.539
Government purchased services.....	04/10	FD	49403	133.677	133.908	133.727	133.953	134.156
Total government purchased capital investment (goods, services, construction).....	08/13	FD	49404	132.326	132.469	132.242	132.403	131.730
Government purchases, defense.....	05/15	FD	49405	124.591	125.686	125.069	124.572	122.803
Government purchases, non-defense.....	05/15	FD	49406	132.112	132.723	131.881	131.723	131.293
Personal consumption.....	01/10	FD	49501	140.558	141.157	140.361	140.178	140.246
Personal consumption goods (finished consumer goods).....	00/82	FD	49502	275.952	279.261	272.340	271.136	270.728
Personal consumption goods less energy.....	00/82	FD	49503	270.675	271.594	271.738	272.764	271.707
Personal consumption goods less foods.....	00/82	FD	49504	279.497	283.565	273.649	271.252	271.595
Personal consumption nondurable goods less foods.....	00/82	FD	49508	318.065	323.737	309.624	305.931	306.582
Personal consumption services.....	04/10	FD	49505	137.500	137.763	137.796	137.745	137.893
Personal consumption less trade services.....	04/10	FD	49506	137.323	138.171	137.287	137.202	137.366
Personal consumption less distributive services ⁵	04/10	FD	49507	137.039	137.849	136.918	136.835	137.075
Personal consumption less foods and energy.....	04/14	FD	49510	128.856	129.100	129.132	129.117	129.232
Personal consumption less foods, energy, and trade services ³	04/14	FD	49511	125.642	126.076	126.236	126.375	126.614
Personal consumption less foods, energy, and distributive services ⁵	04/14	FD	49512	125.581	125.956	126.109	126.261	126.589
Personal consumption goods plus personal consumption distributive services ⁵	08/13	FD	49509	134.273	135.001	133.208	132.685	132.353
Intermediate Demand by Commodity Type								
Processed goods								
Processed goods for intermediate demand.....	00/82	ID6	1	258.693	260.179	257.484	256.356	254.708
Materials and components for manufacturing.....	00/82	ID6	11	232.112	232.269	231.900	230.998	231.504
Materials for manufacturing.....		ID6	111	143.707	143.802	143.347	142.389	142.636
Materials for food manufacturing.....	00/82	ID6	1111	247.314	249.471	250.054	248.279	247.146
Materials for nondurable manufacturing.....	00/82	ID6	1112	259.824	261.842	263.183	261.157	259.748
Materials for durable manufacturing.....	00/82	ID6	1113	281.600	278.633	274.507	273.040	276.481
Components for manufacturing.....	00/82	ID6	112	187.846	187.976	188.156	188.271	188.820
Components for nondurable manufacturing.....		ID6	1121	145.723	145.120	145.130	145.204	145.775
Components for durable manufacturing.....		ID6	1122	132.590	132.715	132.848	132.930	133.311
Materials and components for construction.....	00/82	ID6	12	351.267	352.470	352.484	353.036	354.042
Materials for construction.....		ID6	121	167.574	168.534	167.876	167.912	167.971
Components for construction.....		ID6	122	178.130	178.413	178.982	179.453	180.319
Processed fuels and lubricants for intermediate demand.....	00/82	ID6	13	260.398	266.645	254.590	251.602	242.097
Processed fuels and lubricants to manufacturing industries.....	00/82	ID6	131	259.067	263.250	262.657	262.529	255.397

See footnotes at end of table.

Table 3. Producer price indexes for Final Demand-Intermediate Demand groupings, seasonally adjusted — Continued

[December 2023, Index base Nov. 2009=100, unless otherwise indicated]

Grouping	Other index base	Commodity code		Seasonally adjusted index ¹				
		Group code	Item code	Aug. 2023	Sept. 2023 ^P	Oct. 2023 ^P	Nov. 2023 ^P	Dec. 2023 ^P
Processed fuels and lubricants to nonmanufacturing industries.....	00/82	ID6	132	261.127	268.036	252.342	248.447	238.182
Containers for intermediate demand.....	00/82	ID6	14	307.300	306.137	305.581	304.467	305.348
Supplies for intermediate demand.....	00/82	ID6	15	251.026	251.377	251.080	250.620	250.348
Supplies to manufacturing industries.....	00/82	ID6	151	245.560	245.512	245.419	245.323	245.639
Supplies to nonmanufacturing industries.....	00/82	ID6	152	249.883	250.293	249.966	249.454	249.092
Supplies to nonmanufacturing industries, feeds.....	00/82	ID6	1521	239.689	239.965	235.777	235.418	231.468
Supplies to nonmanufacturing industries, other than feeds.....	00/82	ID6	1522	253.218	253.649	253.822	253.285	253.392
Unprocessed goods								
Unprocessed goods for intermediate demand.....	00/82	ID6	2	253.963	262.335	257.031	250.743	239.829
Unprocessed foodstuffs and feedstuffs.....	00/82	ID6	21	223.337	228.470	221.304	219.074	213.687
Unprocessed nonfood materials.....	00/82	ID6	22	265.186	275.556	271.843	262.869	248.398
Unprocessed nonfood materials except fuel.....	00/82	ID6	221	334.913	352.333	345.737	328.337	305.668
Unprocessed nonfood materials except fuel to manufacturing industries.....	00/82	ID6	2211	309.949	326.796	320.347	303.374	281.275
Unprocessed nonfood materials except fuel to nonmanufacturing industries.....	00/82	ID6	2212	352.826	354.387	355.432	357.246	359.334
Unprocessed fuel.....	00/82	ID6	222	120.683	117.228	119.143	126.528	128.248
Unprocessed fuel to manufacturing industries.....	00/82	ID6	2221	220.205	213.012	218.249	218.143	220.668
Unprocessed fuel to nonmanufacturing industries.....	00/82	ID6	2222	118.517	115.174	116.957	124.974	126.698
Services								
Services for intermediate demand.....		ID6	3	146.312	146.616	146.669	147.137	147.697
Trade services for intermediate demand ⁵		ID6	33	172.449	171.535	174.602	175.640	176.263
Trade services for manufacturing industries.....	12/12	ID6	331	156.850	155.493	158.522	160.019	160.501
Trade services for nonmanufacturing industries.....	12/12	ID6	332	154.131	153.814	156.327	156.728	157.364
Transportation and warehousing services for intermediate demand.....		ID6	32	154.390	155.263	156.154	155.876	155.962
Transportation of passengers for intermediate demand.....		ID6	321	135.993	131.655	134.411	133.634	136.404
Transportation of passengers for manufacturing industries.....		ID6	3211	136.136	131.714	134.528	133.733	136.557
Transportation of passengers for nonmanufacturing industries.....		ID6	3212	136.037	131.708	134.458	133.682	136.447
Transportation and warehousing of goods for intermediate demand.....		ID6	322	156.431	157.793	158.511	158.280	158.115
Transportation and warehousing of goods for manufacturing industries.....	12/12	ID6	3221	129.560	130.720	131.080	131.155	130.134
Transportation and warehousing of goods for nonmanufacturing industries.....	12/12	ID6	3222	139.864	141.073	141.784	141.499	141.609
Services less trade, transportation, and warehousing for intermediate demand.....		ID6	31	137.826	138.284	137.540	138.019	138.647
Services less trade, transportation, and warehousing for manufacturing industries.....		ID6	311	128.769	129.082	129.544	129.529	130.189
Services less trade, transportation, and warehousing for nonmanufacturing industries.....		ID6	312	138.117	138.579	137.793	138.290	138.916
Construction								
Construction for intermediate demand.....		ID6	4	145.804	145.826	145.907	145.971	146.082
Intermediate Demand by Commodity Type Special Groupings								
Processed materials less foods and feeds.....	00/82	ID6	9111	260.213	261.672	258.780	257.690	256.055
Processed foods and feeds.....	00/82	ID6	9112	244.084	245.829	245.061	243.562	241.796
Processed energy goods.....	00/82	ID6	9113	261.606	267.883	255.776	252.776	243.228
Processed materials less energy.....	00/82	ID6	9118	254.866	255.143	254.821	254.173	254.509
Processed materials less foods and energy.....	00/82	ID6	9115	255.765	255.850	255.587	255.051	255.660
Intermediate distributive services ⁶	04/10	ID6	9116	163.037	163.124	165.128	165.600	165.872
Processed goods plus intermediate distributive services.....	04/10	ID6	9117	146.670	147.283	146.755	146.435	145.855
Unprocessed materials less agricultural products.....	00/82	ID6	9211	269.496	282.266	278.883	269.443	253.432
Unprocessed energy materials ⁷	00/82	ID6	9212	205.947	219.870	215.161	202.706	184.262
Unprocessed materials less energy.....	00/82	ID6	9213	276.313	279.495	274.055	273.316	269.460
Unprocessed nonfood materials less energy ⁸	00/82	ID6	9216	434.087	431.105	431.184	435.119	436.179
Intermediate Demand by Production Flow								
Stage 4 Intermediate Demand								
Stage 4 intermediate demand.....		ID5	4	148.939	149.297	148.800	149.018	149.351
Inputs to stage 4 goods producers.....		ID5	41	145.773	145.506	145.672	145.848	145.943
Goods.....		ID5	411	139.188	139.012	138.641	138.467	138.497
Foods.....		ID5	4111	147.375	146.134	143.821	144.508	143.809
Energy.....		ID5	4112	148.898	155.745	162.034	150.352	141.931
Goods excluding foods and energy.....		ID5	4113	137.953	137.875	137.740	137.541	137.760
Services.....		ID5	412	167.690	167.120	169.076	170.416	170.728
Trade services.....		ID5	4123	179.644	178.450	180.995	182.887	183.160
Transportation and warehousing services.....		ID5	4122	134.714	135.168	136.501	136.578	136.359
Transportation of passengers.....		ID5	41221	136.159	131.733	134.549	133.754	136.580
Transportation and warehousing of goods.....		ID5	41222	143.351	144.792	145.922	146.176	145.345
Services less trade, transportation, and warehousing.....		ID5	4121	130.043	130.976	131.288	131.342	131.904
Inputs to stage 4 services producers.....		ID5	42	146.610	147.132	146.364	146.734	147.168

See footnotes at end of table.

Table 3. Producer price indexes for Final Demand-Intermediate Demand groupings, seasonally adjusted — Continued

[December 2023, Index base Nov. 2009=100, unless otherwise indicated]

Grouping	Other index base	Commodity code		Seasonally adjusted index ¹				
		Group code	Item code	Aug. 2023	Sept. 2023 ^P	Oct. 2023 ^P	Nov. 2023 ^P	Dec. 2023 ^P
Goods.....		ID5	421	146.539	147.413	146.625	146.878	146.428
Foods.....		ID5	4211	147.323	149.259	149.159	147.238	145.957
Energy.....		ID5	4212	143.553	145.013	142.467	144.128	143.072
Goods excluding foods and energy.....		ID5	4213	147.178	147.375	147.409	147.508	147.672
Services.....		ID5	422	146.414	146.819	146.058	146.467	147.195
Trade services.....		ID5	4223	162.068	161.121	163.309	164.460	164.659
Transportation and warehousing services.....		ID5	4222	150.155	150.919	151.656	151.214	151.655
Transportation of passengers.....		ID5	42221	135.635	131.252	134.039	133.253	136.051
Transportation and warehousing of goods.....		ID5	42222	153.248	154.888	155.280	154.896	154.939
Services less trade, transportation, and warehousing.....		ID5	4221	143.302	143.812	142.585	143.001	143.811
Construction.....		ID5	423	145.804	145.826	145.907	145.971	146.082
Inputs to stage 4 construction producers.....		ID5	43	163.194	164.257	163.415	163.091	163.530
Goods.....		ID5	431	168.122	169.370	167.492	167.024	167.532
Energy.....		ID5	4312	169.546	177.094	156.699	149.112	146.840
Goods excluding foods and energy.....		ID5	4313	171.831	172.473	172.415	172.653	173.451
Services.....		ID5	432	150.568	151.170	152.904	152.940	153.206
Trade services.....		ID5	4323	168.836	169.110	172.449	172.533	173.859
Transportation and warehousing services.....		ID5	4322	145.294	147.161	147.802	147.700	145.872
Transportation of passengers.....		ID5	43221	141.931	137.326	140.255	139.429	142.369
Transportation and warehousing of goods.....		ID5	43222	146.147	148.179	148.769	148.683	146.731
Services less trade, transportation, and warehousing.....		ID5	4321	131.610	131.984	132.727	132.775	132.938
Stage 3 Intermediate Demand								
Stage 3 intermediate demand.....		ID5	3	146.451	147.367	146.421	145.932	145.295
Inputs to stage 3 goods producers.....		ID5	31	154.378	155.316	154.335	153.264	152.902
Goods.....		ID5	311	149.968	151.243	149.370	147.854	147.394
Foods.....		ID5	3111	164.669	168.911	164.073	159.954	157.774
Energy.....		ID5	3112	141.101	146.445	147.880	143.220	136.554
Goods excluding foods and energy.....		ID5	3113	148.412	148.215	147.340	147.098	147.736
Services.....		ID5	312	160.998	160.577	163.103	163.827	163.867
Trade services.....		ID5	3123	167.068	165.370	169.524	170.889	171.662
Transportation and warehousing services.....		ID5	3122	148.268	149.621	150.173	150.175	148.820
Transportation of passengers.....		ID5	31221	144.970	140.261	143.257	142.411	145.419
Transportation and warehousing of goods.....		ID5	31222	148.241	149.926	150.333	150.383	148.784
Services less trade, transportation, and warehousing.....		ID5	3121	134.770	135.004	135.721	135.687	136.022
Inputs to stage 3 services producers.....		ID5	32	139.428	140.313	139.381	139.310	138.471
Goods.....		ID5	321	134.026	137.278	131.428	128.851	122.231
Foods.....		ID5	3211	157.003	156.210	156.152	157.154	155.756
Energy.....		ID5	3212	139.353	144.600	134.962	130.774	119.945
Goods excluding foods and energy.....		ID5	3213	135.428	135.642	135.663	135.552	135.472
Services.....		ID5	322	140.677	140.950	141.301	141.888	142.560
Trade services.....		ID5	3223	197.675	197.287	199.847	200.407	201.871
Transportation and warehousing services.....		ID5	3222	160.746	161.948	163.047	162.655	163.226
Transportation of passengers.....		ID5	32221	104.553	104.340	104.317	104.342	104.497
Transportation and warehousing of goods.....		ID5	32222	161.239	162.448	163.552	163.158	163.731
Services less trade, transportation, and warehousing.....		ID5	3221	132.239	132.297	132.312	133.171	133.826
Construction.....		ID5	323	145.804	145.826	145.907	145.971	146.082
Inputs to stage 3 construction producers.....		ID5	33	141.073	142.274	142.211	142.036	141.910
Goods.....		ID5	331	134.362	134.643	133.594	133.583	133.542
Goods excluding foods and energy.....		ID5	3313	171.210	171.567	170.231	170.216	170.164
Services.....		ID5	332	167.774	170.233	171.317	170.925	170.683
Trade services.....		ID5	3323	172.704	175.422	176.558	176.124	175.817
Transportation and warehousing services.....		ID5	3322	114.704	115.261	115.924	116.293	116.146
Transportation and warehousing of goods.....		ID5	33222	121.075	121.663	122.362	122.752	122.597
Services less trade, transportation, and warehousing.....		ID5	3321	125.959	125.998	126.541	126.298	126.870
Stage 2 Intermediate Demand								
Stage 2 intermediate demand.....		ID5	2	135.512	137.033	136.629	135.328	133.144
Inputs to stage 2 goods producers.....		ID5	21	124.381	127.369	126.348	123.960	119.910
Goods.....		ID5	211	120.318	124.539	122.798	119.439	113.971
Foods.....		ID5	2111	159.296	161.789	157.459	159.723	155.259
Energy.....		ID5	2112	91.392	97.739	95.343	89.820	81.884
Goods excluding foods and energy.....		ID5	2113	141.958	142.202	142.514	142.125	141.623
Services.....		ID5	212	150.016	149.275	150.505	151.033	151.158
Trade services.....		ID5	2123	168.063	166.125	168.740	169.982	170.011
Transportation and warehousing services.....		ID5	2122	168.261	168.262	168.818	169.009	169.309
Transportation of passengers.....		ID5	21221	136.545	132.306	134.993	134.236	136.944
Transportation and warehousing of goods.....		ID5	21222	170.119	170.327	170.776	171.013	171.196
Services less trade, transportation, and warehousing.....		ID5	2121	136.303	136.080	136.554	136.664	136.751
Construction.....		ID5	213	145.804	145.826	145.907	145.971	146.082

See footnotes at end of table.

Table 3. Producer price indexes for Final Demand-Intermediate Demand groupings, seasonally adjusted — Continued

[December 2023, Index base Nov. 2009=100, unless otherwise indicated]

Grouping	Other index base	Commodity code		Seasonally adjusted index ¹				
		Group code	Item code	Aug. 2023	Sept. 2023 ^P	Oct. 2023 ^P	Nov. 2023 ^P	Dec. 2023 ^P
Inputs to stage 2 services producers.....		ID5	22	144.585	144.242	144.615	144.703	144.905
Goods.....		ID5	221	144.769	145.259	144.837	144.433	143.969
Foods.....		ID5	2211	113.193	113.285	112.472	114.318	113.144
Energy.....		ID5	2212	165.390	169.047	156.059	153.699	147.059
Goods excluding foods and energy.....		ID5	2213	144.144	144.431	144.841	144.535	144.486
Services.....		ID5	222	144.115	143.663	144.138	144.287	144.571
Trade services.....		ID5	2223	184.562	182.608	192.076	190.111	192.818
Transportation and warehousing services.....		ID5	2222	139.924	140.581	142.269	141.910	143.515
Transportation of passengers.....		ID5	22221	136.582	132.176	134.978	134.187	137.001
Transportation and warehousing of goods.....		ID5	22222	141.091	142.681	144.161	143.881	145.267
Services less trade, transportation, and warehousing.....		ID5	2221	143.398	142.930	142.900	143.186	143.262
Construction.....		ID5	223	145.804	145.826	145.907	145.971	146.082
Stage 1 Intermediate Demand								
Stage 1 intermediate demand.....		ID5	1	146.091	146.549	145.971	145.864	145.506
Inputs to stage 1 goods producers.....		ID5	11	144.052	143.732	144.248	143.570	143.234
Goods.....		ID5	111	142.312	142.174	141.955	140.738	140.023
Foods.....		ID5	1111	150.057	145.972	143.580	142.255	140.484
Energy.....		ID5	1112	129.533	132.247	131.682	129.021	123.598
Goods excluding foods and energy.....		ID5	1113	147.725	147.567	147.796	146.914	147.495
Services.....		ID5	112	152.722	151.871	154.519	155.376	156.125
Trade services.....		ID5	1123	165.740	163.945	169.140	170.392	171.371
Transportation and warehousing services.....		ID5	1122	159.313	158.456	158.260	158.342	158.712
Transportation of passengers.....		ID5	11221	136.133	131.708	134.523	133.729	136.554
Transportation and warehousing of goods.....		ID5	11222	163.246	163.285	162.344	162.642	162.398
Services less trade, transportation, and warehousing.....		ID5	1121	110.454	110.887	110.418	110.765	111.165
Construction.....		ID5	113	145.804	145.826	145.907	145.971	146.082
Inputs to stage 1 services producers.....		ID5	12	146.142	146.905	145.637	145.879	145.595
Goods.....		ID5	121	148.586	149.816	147.266	146.807	144.520
Foods.....		ID5	1211	131.915	130.764	127.250	127.972	128.036
Energy.....		ID5	1212	164.456	167.857	159.015	157.541	149.697
Goods excluding foods and energy.....		ID5	1213	149.359	149.648	149.936	149.923	150.118
Services.....		ID5	122	144.441	145.003	144.281	144.817	145.377
Trade services.....		ID5	1223	174.947	174.429	177.004	177.949	179.171
Transportation and warehousing services.....		ID5	1222	143.535	142.947	144.201	143.752	144.353
Transportation of passengers.....		ID5	12221	136.052	131.630	134.443	133.649	136.473
Transportation and warehousing of goods.....		ID5	12222	162.823	164.192	164.758	164.442	163.937
Services less trade, transportation, and warehousing.....		ID5	1221	139.890	140.716	139.397	140.026	140.508
Construction.....		ID5	123	145.804	145.826	145.907	145.971	146.082
Inputs to stage 1 construction producers.....		ID5	13	163.132	164.401	163.931	163.791	162.989
Goods.....		ID5	131	165.120	166.090	164.952	164.832	163.828
Energy.....		ID5	1312	153.146	157.297	144.876	140.699	125.986
Goods excluding foods and energy.....		ID5	1313	169.258	169.860	170.065	170.433	171.068
Services.....		ID5	132	159.292	161.303	162.469	162.280	161.968
Trade services.....		ID5	1323	169.189	171.242	172.812	172.586	172.862
Transportation and warehousing services.....		ID5	1322	120.403	122.163	122.337	122.181	120.294
Transportation and warehousing of goods.....		ID5	13222	124.542	126.362	126.542	126.381	124.428
Services less trade, transportation, and warehousing.....		ID5	1321	137.696	139.167	138.905	139.459	140.251
Intermediate Demand by Production Flow Special Groupings								
Total goods inputs to stage 4 intermediate demand.....	04/10	ID5	9411	144.150	144.572	143.785	143.682	143.665
Total services inputs to stage 4 intermediate demand.....	04/10	ID5	9412	149.593	149.884	149.667	150.172	150.812
Total construction inputs to stage 4 intermediate demand.....	04/10	ID5	9413	144.597	144.618	144.698	144.761	144.872
Total foods inputs to stage 4 intermediate demand.....	04/10	ID5	9414	144.122	144.244	142.913	142.488	141.560
Total energy goods inputs to stage 4 intermediate demand.....	04/10	ID5	9415	135.686	138.083	133.417	133.175	131.799
Total goods less foods and energy inputs to stage 4 intermediate demand.....	04/10	ID5	9416	146.498	146.647	146.566	146.533	146.875
Total goods inputs to stage 3 intermediate demand.....	04/10	ID5	9311	138.596	140.277	137.537	135.856	133.924
Total services inputs to stage 3 intermediate demand.....	04/10	ID5	9312	143.202	143.380	144.090	144.685	145.241
Total construction inputs to stage 3 intermediate demand.....	04/10	ID5	9313	144.597	144.618	144.698	144.761	144.872
Total foods inputs to stage 3 intermediate demand.....	04/10	ID5	9314	146.506	150.243	145.973	142.347	140.412
Total energy goods inputs to stage 3 intermediate demand.....	04/10	ID5	9315	136.944	142.105	134.295	130.118	120.114
Total goods less foods and energy inputs to stage 3 intermediate demand.....	04/10	ID5	9316	140.553	140.437	139.727	139.519	140.010
Total goods inputs to stage 2 intermediate demand.....	04/10	ID5	9211	116.938	120.585	119.059	116.155	111.450
Total services inputs to stage 2 intermediate demand.....	04/10	ID5	9212	145.989	145.467	146.122	146.361	146.609
Total construction inputs to stage 2 intermediate demand.....	04/10	ID5	9213	144.597	144.618	144.698	144.761	144.872
Total foods inputs to stage 2 intermediate demand.....	04/10	ID5	9214	159.621	162.091	157.790	160.063	155.622
Total energy goods inputs to stage 2 intermediate demand.....	04/10	ID5	9215	90.308	96.492	94.029	88.656	80.900
Total goods less foods and energy inputs to stage 2 intermediate demand.....	04/10	ID5	9216	134.339	134.579	134.894	134.546	134.172
Total goods inputs to stage 1 intermediate demand.....	04/10	ID5	9111	131.731	132.181	131.156	130.464	129.317

See footnotes at end of table.

Table 3. Producer price indexes for Final Demand-Intermediate Demand groupings, seasonally adjusted — Continued

[December 2023, Index base Nov. 2009=100, unless otherwise indicated]

Grouping	Other index base	Commodity code		Seasonally adjusted index ¹				
		Group code	Item code	Aug. 2023	Sept. 2023 ^p	Oct. 2023 ^p	Nov. 2023 ^p	Dec. 2023 ^p
Total services inputs to stage 1 intermediate demand.....	04/10	ID5	9112	146.079	146.490	146.472	147.013	147.546
Total construction inputs to stage 1 intermediate demand.....	04/10	ID5	9117	144.597	144.618	144.698	144.761	144.872
Total foods inputs to stage 1 intermediate demand.....	04/10	ID5	9114	140.697	136.924	134.648	133.450	131.827
Total energy goods inputs to stage 1 intermediate demand.....	04/10	ID5	9115	144.032	147.108	141.539	139.419	132.222
Total goods less foods and energy inputs to stage 1 intermediate demand.....	04/10	ID5	9116	126.560	126.673	126.874	126.577	126.970

¹ All indexes are subject to revision for 4 months after their originally scheduled publication to incorporate late reports and corrections by survey respondents. In addition, seasonally adjusted indexes are subject to change for up to 5 years due to the recalculation of seasonal factors published each January.

² PPI defines Total finished as including only the personal consumption and private capital investment portions of final demand.

³ Trade indexes measure changes in margins received by wholesalers and retailers.

⁴ The PPI definition of foods does not include food and beverages for immediate consumption. PPI defines food and beverages for immediate consumption as the service of preparing meals, snacks, and beverages to customer order for immediate on-premises and off-premises consumption.

⁵ Distributive services include transportation, warehousing, and trade of goods.

⁶ Includes intermediate trade, transportation, and warehousing services.

⁷ Includes crude petroleum.

⁸ Excludes crude petroleum.

p Preliminary

“-” Data not available.

Table 4. Producer price index percentage changes and weights for Final Demand-Intermediate Demand groupings, not seasonally adjusted
[December 2023]

Title	Commodity code		Relative Importance Dec. 2022 ¹	Unadjusted 12-month percent change ² Dec. 2022 to Dec. 2023 ^P	Unadjusted 1-month percent change ²				
	Group code	Item code			July to Aug.	Aug. to Sept. ^P	Sept. to Oct. ^P	Oct. to Nov. ^P	Nov. to Dec. ^P
Final Demand									
Final demand.....	FD	4	100.000	1.0	0.5	0.2	-0.3	-0.4	-0.5
Final demand goods.....	FD	41	30.653	-0.8	1.4	0.2	-1.5	-0.7	-1.1
Final demand foods.....	FD	411	5.940	-5.0	-0.4	0.0	-0.6	0.6	-1.0
Finished consumer goods ³	FD	4111	4.511	-4.3	0.1	0.2	-0.3	0.4	-1.0
Finished consumer foods, crude.....	FD	41113	0.606	-41.4	-3.2	-5.0	-4.6	20.5	-6.7
Finished consumer foods, processed.....	FD	41112	3.905	1.5	0.4	0.7	0.0	-1.1	-0.4
Government purchased foods.....	FD	4112	0.406	0.7	0.4	0.9	0.5	-0.5	-1.0
Foods for export.....	FD	4113	1.023	-10.1	-2.8	-1.2	-2.2	1.9	-1.4
Final demand energy.....	FD	412	5.853	-4.8	7.5	0.9	-7.0	-4.0	-5.0
Finished consumer energy goods ³	FD	4121	4.451	-2.7	5.9	0.3	-7.9	-4.1	-4.2
Government purchased energy.....	FD	4122	0.942	-10.2	13.5	2.9	-5.0	-3.5	-7.7
Energy for export.....	FD	4123	0.460	-14.1	13.5	3.9	-1.2	-4.8	-8.7
Final demand goods less foods and energy.....	FD	413	18.859	1.8	0.0	0.1	0.1	0.1	0.1
Finished goods less foods and energy ³	FD	4131	10.768	2.6	0.1	0.1	0.3	0.1	0.0
Finished consumer goods less foods and energy.....	FD	41311	5.731	2.4	0.1	0.1	0.2	0.2	-0.1
Nondurable consumer goods less foods and energy.....	FD	413111	3.441	3.3	0.1	0.1	0.2	0.1	0.0
Durable consumer goods.....	FD	413112	2.290	1.1	0.1	0.1	0.2	0.2	-0.1
Private capital equipment.....	FD	41312	5.037	2.7	0.1	0.1	0.3	0.1	0.0
Private capital equipment for manufacturing industries.....	FD	413121	1.222	3.7	0.1	0.0	0.2	0.1	0.1
Private capital equipment for nonmanufacturing industries.....	FD	413122	3.815	2.5	0.1	0.1	0.3	0.1	0.0
Government purchased goods, excluding foods and energy.....	FD	4132	1.967	0.6	0.1	0.1	0.1	-0.1	0.0
Government purchased goods excluding foods, energy, and capital equipment.....	FD	41321	1.160	-0.1	0.0	0.2	0.1	-0.3	-0.1
Government purchased capital equipment.....	FD	41322	0.807	1.8	0.1	0.0	0.1	0.2	0.0
Goods for export, excluding foods and energy.....	FD	4133	6.124	0.7	-0.1	0.0	-0.1	0.0	0.3
Final demand services.....	FD	42	66.677	1.8	0.2	0.2	0.2	-0.3	-0.3
Final demand trade services ⁴	FD	423	19.700	-0.8	0.2	0.2	0.1	-0.6	-1.3
Trade of finished goods ³	FD	4231	17.049	-1.3	0.3	0.3	0.0	-0.8	-1.3
Trade of personal consumption goods.....	FD	42311	13.855	-0.7	0.3	0.2	0.2	-1.0	-0.9
Trade of private capital equipment.....	FD	42312	3.194	-3.9	0.2	0.6	-1.3	0.2	-3.2
Trade of government purchased goods.....	FD	4232	0.750	2.1	-0.3	0.0	0.4	0.7	-1.4
Trade of government purchased goods, excluding capital equipment.....	FD	42321	0.457	5.6	-0.7	-0.4	1.2	0.5	0.4
Trade of government purchased capital equipment.....	FD	42322	0.293	-3.2	0.3	0.6	-1.0	1.0	-4.2
Trade of exports.....	FD	4233	1.901	2.4	-0.4	-0.3	0.8	0.9	-1.3
Final demand transportation and warehousing services.....	FD	422	5.213	-4.5	-0.7	-0.4	1.7	-0.7	-0.5
Transportation of passengers for final demand.....	FD	4221	1.275	-0.1	-4.3	-5.3	6.4	-2.3	1.5
Transportation of private passengers.....	FD	42211	0.860	-0.1	-4.3	-5.2	6.3	-2.3	1.5
Transportation of government passengers.....	FD	42212	0.103	-0.1	-4.3	-5.2	6.3	-2.3	1.5
Transportation of passengers for export.....	FD	42213	0.312	-0.1	-4.4	-5.3	6.4	-2.3	1.5
Transportation and warehousing of goods for final demand.....	FD	4222	3.938	-6.0	0.6	1.2	0.2	-0.1	-1.2
Transportation and warehousing of finished goods ³	FD	42221	2.567	-6.7	0.6	1.3	0.2	-0.1	-1.3
Transportation and warehousing of personal consumption goods.....	FD	422211	2.063	-6.4	0.6	1.3	0.2	-0.1	-1.3
Transportation and warehousing of private capital equipment.....	FD	422212	0.504	-7.7	0.6	1.4	0.2	-0.1	-1.4
Transportation and warehousing of government purchased goods.....	FD	42222	0.233	-4.7	0.4	1.2	0.2	-0.1	-1.0
Transportation and warehousing of exports.....	FD	42223	1.138	-4.7	0.6	1.1	0.2	-0.2	-1.1
Final demand services less trade, transportation, and warehousing.....	FD	421	41.763	3.8	0.3	0.2	0.1	-0.1	0.2
Finished services less trade, transportation, and warehousing ³	FD	4211	36.505	3.7	0.2	0.2	0.2	-0.1	0.2
Finished consumer services less trade, transportation, and warehousing.....	FD	42111	32.158	3.6	0.1	0.2	0.2	-0.1	0.1
Private capital investment services less trade, transportation, and warehousing.....	FD	42112	4.347	4.1	0.9	0.2	0.2	-0.2	0.5
Government purchased services less trade, transportation, and warehousing.....	FD	4212	2.674	3.8	0.4	0.2	-0.3	0.0	0.5
Gov. purchased services less trade, transportation, and warehousing, excl. capital investment.....	FD	42121	2.515	3.8	0.4	0.2	-0.4	0.0	0.5
Government purchased capital investment services less trade, transportation, and warehousing.....	FD	42122	0.159	3.7	0.6	-0.2	0.5	-1.0	1.2
Services for export less trade, transportation, and warehousing.....	FD	4213	2.584	6.2	0.5	0.5	-0.8	-0.1	0.9
Final demand construction.....	FD	43	2.670	0.5	0.1	0.1	-0.3	-0.1	0.1
Construction for private capital investment.....	FD	431	1.856	0.5	0.1	0.1	-0.4	-0.2	0.1
Construction for government.....	FD	432	0.814	0.6	0.0	0.0	-0.2	-0.1	0.0
Special Groupings of Final Demand									
Final demand less exports.....	FD	49101	86.458	1.1	0.6	0.2	-0.3	-0.5	-0.5
Final demand less government.....	FD	49102	92.111	1.0	0.5	0.2	-0.3	-0.4	-0.5

See footnotes at end of table.

Table 4. Producer price index percentage changes and weights for Final Demand-Intermediate Demand groupings, not seasonally adjusted — Continued
[December 2023]

Title	Commodity code		Relative Importance Dec. 2022 ¹	Unadjusted 12-month percent change ² Dec. 2022 to Dec. 2023 ^P	Unadjusted 1-month percent change ²				
	Group code	Item code			July to Aug.	Aug. to Sept. ^P	Sept. to Oct. ^P	Oct. to Nov. ^P	Nov. to Dec. ^P
Final demand less foods, food and nonalcoholic beverages for immediate consumption, and energy ⁵	FD	49103	87.791	1.6	0.1	0.1	0.2	-0.2	-0.2
Final demand less foods and energy ⁵	FD	49104	88.207	1.8	0.1	0.1	0.2	-0.2	-0.2
Final demand less foods and food and nonalcoholic beverages for immediate consumption ⁵	FD	49105	93.644	1.2	0.6	0.2	-0.3	-0.5	-0.5
Final demand less foods ⁵	FD	49106	94.060	1.4	0.6	0.2	-0.3	-0.5	-0.5
Final demand less energy.....	FD	49107	94.147	1.3	0.1	0.1	0.1	-0.2	-0.2
Final demand less trade services.....	FD	49108	80.300	1.4	0.6	0.2	-0.4	-0.4	-0.3
Final demand less distributive services ⁶	FD	49109	76.362	1.8	0.6	0.1	-0.4	-0.4	-0.3
Final demand goods less energy.....	FD	49111	24.799	0.2	-0.1	0.1	0.0	0.2	-0.2
Final demand goods less foods.....	FD	49112	24.712	0.2	1.8	0.3	-1.7	-0.9	-1.1
Final demand services less trade services.....	FD	49113	46.976	2.9	0.2	0.1	0.3	-0.2	0.2
Final demand distributive services ⁶	FD	49114	23.638	-1.7	0.2	0.4	0.1	-0.5	-1.3
Final demand goods plus final demand distributive services ⁶	FD	49115	54.290	-1.2	0.9	0.3	-0.8	-0.6	-1.2
Final demand less foods, energy, and trade services ⁵	FD	49116	68.507	2.5	0.1	0.1	0.2	-0.1	0.1
Private and government purchased capital equipment.....	FD	49117	5.844	2.6	0.1	0.1	0.3	0.1	0.0
Private and government purchased capital investment services.....	FD	49118	8.497	0.1	0.6	0.4	-0.4	0.0	-1.1
Total private and government purchased capital investment.....	FD	49119	14.341	1.0	0.3	0.2	-0.1	0.0	-0.5
Total finished ³	FD	49201	78.567	1.2	0.5	0.2	-0.3	-0.5	-0.5
Total finished less foods, food and nonalcoholic beverages for immediate consumption, and energy ^{3,5}	FD	49202	69.193	1.8	0.2	0.2	0.2	-0.3	-0.2
Total finished less foods and energy ^{3,5}	FD	49203	69.605	1.8	0.2	0.2	0.2	-0.3	-0.2
Total finished less foods and food and nonalcoholic beverages for immediate consumption ^{3,5}	FD	49204	73.644	1.5	0.5	0.2	-0.3	-0.5	-0.5
Total finished less foods ^{3,5}	FD	49205	74.056	1.5	0.5	0.2	-0.3	-0.5	-0.5
Total finished less energy ³	FD	49206	74.116	1.4	0.2	0.2	0.2	-0.2	-0.3
Finished goods ³	FD	49207	19.730	-0.2	1.5	0.2	-1.9	-0.8	-1.2
Finished goods less energy ³	FD	49208	15.279	0.5	0.1	0.1	0.1	0.2	-0.3
Finished goods, excluding foods ^{3,5}	FD	49209	15.219	1.0	1.9	0.1	-2.3	-1.1	-1.2
Finished services ³	FD	49210	56.981	1.7	0.2	0.2	0.2	-0.4	-0.3
Private capital investment services.....	FD	49211	8.045	0.2	0.6	0.4	-0.4	0.0	-1.0
Finished distributive services ^{3,6}	FD	49212	19.616	-2.0	0.3	0.4	0.0	-0.7	-1.3
Finished services less trade services ³	FD	49213	39.932	2.9	0.2	0.1	0.4	-0.2	0.1
Finished services less distributive services ^{3,6}	FD	49214	37.365	3.6	0.1	0.1	0.4	-0.2	0.2
Total private capital investment (goods, services, and construction).....	FD	49215	14.938	1.1	0.4	0.2	-0.1	0.0	-0.5
Finished goods plus finished distributive services ^{3,6}	FD	49216	39.346	-1.1	0.9	0.3	-1.0	-0.8	-1.2
Total exports.....	FD	49301	13.542	0.2	0.1	0.1	-0.1	0.0	-0.3
Goods for export.....	FD	49302	7.607	-1.6	0.2	0.1	-0.4	-0.1	-0.4
Services for export.....	FD	49303	5.935	2.6	0.0	0.1	0.3	0.1	-0.1
Total government purchases.....	FD	49401	7.889	0.4	1.5	0.5	-0.6	-0.4	-0.9
Government purchased goods.....	FD	49402	3.315	-2.4	3.7	1.0	-1.4	-1.1	-2.3
Government purchased services.....	FD	49403	3.760	2.8	0.1	0.1	0.0	0.0	0.1
Total government purchased capital investment (goods, services, construction).....	FD	49404	2.073	0.8	0.2	0.1	-0.2	0.1	-0.5
Government purchases, defense.....	FD	49405	2.344	0.0	2.0	0.8	-0.4	-0.6	-1.5
Government purchases, non-defense.....	FD	49406	5.545	0.6	1.4	0.3	-0.7	-0.4	-0.6
Personal consumption.....	FD	49501	63.629	1.2	0.5	0.2	-0.4	-0.6	-0.5
Personal consumption goods (finished consumer goods).....	FD	49502	14.693	-1.2	2.0	0.2	-2.6	-1.1	-1.6
Personal consumption goods less energy.....	FD	49503	10.242	-0.5	0.1	0.1	0.0	0.3	-0.5
Personal consumption goods less foods.....	FD	49504	10.182	0.2	2.7	0.2	-3.6	-1.7	-1.9
Personal consumption nondurable goods less foods.....	FD	49508	7.892	-0.1	3.5	0.2	-4.6	-2.3	-2.3
Personal consumption services.....	FD	49505	48.936	1.9	0.1	0.1	0.3	-0.4	-0.2
Personal consumption less trade services.....	FD	49506	49.774	1.7	0.6	0.1	-0.5	-0.4	-0.4
Personal consumption less distributive services ⁶	FD	49507	47.711	2.1	0.6	0.1	-0.6	-0.5	-0.4
Personal consumption less foods and energy.....	FD	49510	54.667	2.0	0.1	0.1	0.3	-0.4	-0.2
Personal consumption less foods, energy, and trade services ⁴	FD	49511	40.812	2.9	0.1	0.1	0.4	-0.1	0.1
Personal consumption less foods, energy, and distributive services ⁶	FD	49512	38.749	3.4	0.0	0.0	0.4	-0.1	0.1
Personal consumption goods plus personal consumption distributive services ⁶	FD	49509	30.611	-1.3	1.1	0.3	-1.2	-1.0	-1.2
Intermediate Demand by Commodity Type									
Processed goods									
Processed goods for intermediate demand.....	ID6	1	100.000	-2.7	1.7	0.4	-1.4	-0.9	-1.1
Materials and components for manufacturing.....	ID6	11	42.908	-2.3	-0.3	-0.1	-0.2	-0.5	0.0
Materials for manufacturing.....	ID6	111	26.996	-4.7	-0.4	-0.2	-0.4	-0.9	-0.1
Materials for food manufacturing.....	ID6	1111	4.432	-5.1	1.1	0.6	-0.1	-1.1	-0.7
Materials for nondurable manufacturing.....	ID6	1112	12.302	-7.1	-0.4	0.5	0.6	-0.9	-1.0
Materials for durable manufacturing.....	ID6	1113	10.262	-1.6	-1.1	-1.3	-1.6	-0.7	1.2
Components for manufacturing.....	ID6	112	15.912	1.9	0.0	0.0	0.0	0.0	0.3

See footnotes at end of table.

Table 4. Producer price index percentage changes and weights for Final Demand-Intermediate Demand groupings, not seasonally adjusted — Continued
[December 2023]

Title	Commodity code		Relative Importance Dec. 2022 ¹	Unadjusted 12-month percent change ² Dec. 2022 to Dec. 2023 ^P	Unadjusted 1-month percent change ²				
	Group code	Item code			July to Aug.	Aug. to Sept. ^P	Sept. to Oct. ^P	Oct. to Nov. ^P	Nov. to Dec. ^P
Components for nondurable manufacturing.....	ID6	1121	0.793	-1.5	-0.2	-0.4	0.0	0.0	0.4
Components for durable manufacturing.....	ID6	1122	15.119	2.0	0.0	0.1	0.0	0.0	0.3
Materials and components for construction.....	ID6	12	10.348	1.4	0.1	0.2	-0.2	0.1	0.2
Materials for construction.....	ID6	121	4.574	0.9	0.1	0.3	-0.6	-0.1	-0.1
Components for construction.....	ID6	122	5.774	1.7	0.1	0.1	0.1	0.2	0.4
Processed fuels and lubricants for intermediate demand.....	ID6	13	19.830	-7.9	9.7	2.1	-5.6	-3.0	-5.5
Processed fuels and lubricants to manufacturing industries.....	ID6	131	5.016	-7.1	6.0	1.8	-3.0	-1.6	-3.7
Processed fuels and lubricants to nonmanufacturing industries.....	ID6	132	14.814	-8.1	10.9	2.2	-6.4	-3.5	-6.1
Containers for intermediate demand.....	ID6	14	3.107	-3.1	-0.5	-0.4	-0.2	-0.3	0.3
Supplies for intermediate demand.....	ID6	15	23.807	-0.9	-0.1	0.0	-0.3	-0.2	-0.2
Supplies to manufacturing industries.....	ID6	151	3.173	-0.9	-0.2	0.0	0.0	0.0	0.1
Supplies to nonmanufacturing industries.....	ID6	152	20.634	-0.9	0.0	0.0	-0.3	-0.2	-0.2
Supplies to nonmanufacturing industries, feeds.....	ID6	1521	2.363	-9.7	-0.3	-0.7	-2.6	0.0	-1.6
Supplies to nonmanufacturing industries, other than feeds.....	ID6	1522	18.271	0.2	0.0	0.1	0.0	-0.3	-0.1
Unprocessed goods									
Unprocessed goods for intermediate demand.....	ID6	2	100.000	-19.0	0.8	1.7	-1.9	-1.9	-3.6
Unprocessed foodstuffs and feedstuffs.....	ID6	21	36.058	-16.5	-2.7	-1.6	-2.4	0.5	-1.7
Unprocessed nonfood materials.....	ID6	22	63.942	-20.5	3.1	3.8	-1.5	-3.3	-4.7
Unprocessed nonfood materials except fuel.....	ID6	221	45.514	-7.0	3.6	5.1	-2.1	-5.0	-5.9
Unprocessed nonfood materials except fuel to manufacturing industries.....	ID6	2211	43.610	-7.7	3.8	5.3	-2.2	-5.3	-6.2
Unprocessed nonfood materials except fuel to nonmanufacturing industries.....	ID6	2212	1.904	-8.4	1.0	0.1	-0.1	0.2	0.2
Unprocessed fuel.....	ID6	222	18.428	-51.9	0.5	-2.9	1.6	6.2	1.4
Unprocessed fuel to manufacturing industries.....	ID6	2221	0.982	-19.3	1.3	-3.3	2.5	0.0	1.2
Unprocessed fuel to nonmanufacturing industries.....	ID6	2222	17.446	-53.7	0.4	-2.8	1.5	6.9	1.4
Services									
Services for intermediate demand.....	ID6	3	100.000	3.4	0.1	0.1	-0.1	0.4	0.2
Trade services for intermediate demand ⁴	ID6	33	18.127	4.6	-0.7	-0.7	1.8	0.5	0.4
Trade services for manufacturing industries.....	ID6	331	8.929	4.8	-0.8	-0.9	1.9	0.9	0.2
Trade services for nonmanufacturing industries.....	ID6	332	9.198	4.3	-0.5	-0.5	1.6	0.2	0.5
Transportation and warehousing services for intermediate demand.....	ID6	32	14.516	-0.8	-0.9	0.2	0.8	-0.4	-0.1
Transportation of passengers for intermediate demand.....	ID6	321	1.069	-0.1	-4.3	-5.2	6.3	-2.3	1.5
Transportation of passengers for manufacturing industries.....	ID6	3211	0.127	-0.1	-4.3	-5.3	6.4	-2.3	1.5
Transportation of passengers for nonmanufacturing industries.....	ID6	3212	0.942	-0.1	-4.3	-5.2	6.3	-2.3	1.5
Transportation and warehousing of goods for intermediate demand.....	ID6	322	13.447	-0.8	-0.6	0.7	0.3	-0.2	-0.2
Transportation and warehousing of goods for manufacturing industries.....	ID6	3221	2.941	-3.9	0.6	0.9	0.3	0.0	-0.8
Transportation and warehousing of goods for nonmanufacturing industries.....	ID6	3222	10.506	0.0	-0.9	0.6	0.4	-0.3	-0.1
Services less trade, transportation, and warehousing for intermediate demand.....	ID6	31	67.357	4.0	0.5	0.2	-0.8	0.6	0.2
Services less trade, transportation, and warehousing for manufacturing industries.....	ID6	311	2.068	4.1	0.1	0.0	0.4	-0.2	0.4
Services less trade, transportation, and warehousing for nonmanufacturing industries.....	ID6	312	65.288	4.0	0.5	0.2	-0.8	0.6	0.1
Construction									
Construction for intermediate demand.....	ID6	4	100.000	3.3	0.0	0.0	0.1	0.0	0.1
Special Groupings of Intermediate Demand by Commodity Type									
Processed materials less foods and feeds.....	ID6	9111	90.968	-2.5	1.8	0.4	-1.4	-0.9	-1.1
Processed foods and feeds.....	ID6	9112	9.032	-5.3	0.6	0.3	-0.8	-0.9	-0.9
Processed energy goods.....	ID6	9113	19.830	-7.9	9.7	2.1	-5.6	-3.0	-5.5
Processed materials less energy.....	ID6	9118	80.170	-1.4	-0.2	-0.1	-0.2	-0.3	0.0
Processed materials less foods and energy.....	ID6	9115	71.138	-0.9	-0.3	-0.1	-0.2	-0.3	0.1
Intermediate distributive services ⁷	ID6	9116	31.574	2.3	-0.7	-0.1	1.2	0.2	0.1
Processed goods plus intermediate distributive services.....	ID6	9117	-	-1.2	1.0	0.2	-0.6	-0.6	-0.7
Unprocessed materials less agricultural products.....	ID6	9211	58.389	-19.7	4.0	4.7	-1.5	-3.6	-5.2
Unprocessed energy materials ⁸	ID6	9212	43.623	-28.7	6.0	6.8	-2.1	-5.8	-9.1
Unprocessed materials less energy.....	ID6	9213	56.377	-11.6	-2.2	-1.4	-1.7	0.7	0.0
Unprocessed nonfood materials less energy ⁹	ID6	9216	20.319	-3.0	-1.4	-1.1	-0.5	1.1	2.6
Intermediate Demand by Production Flow									
Stage 4 Intermediate Demand									
Stage 4 intermediate demand.....	ID5	4	100.000	2.1	0.5	0.1	-0.6	0.0	0.0
Inputs to stage 4 goods producers.....	ID5	41	30.237	0.1	-0.2	-0.3	0.1	0.1	0.0
Goods.....	ID5	411	22.423	-1.5	-0.3	-0.3	-0.3	-0.1	0.0

See footnotes at end of table.

Table 4. Producer price index percentage changes and weights for Final Demand-Intermediate Demand groupings, not seasonally adjusted — Continued
 [December 2023]

Title	Commodity code		Relative Importance Dec. 2022 ¹	Unadjusted 12-month percent change ² Dec. 2022 to Dec. 2023 ^P	Unadjusted 1-month percent change ²				
	Group code	Item code			July to Aug.	Aug. to Sept. ^P	Sept. to Oct. ^P	Oct. to Nov. ^P	Nov. to Dec. ^P
Foods.....	ID5	4111	3.300	-9.0	-0.4	-1.5	-1.6	0.7	-0.3
Energy.....	ID5	4112	0.220	-21.1	3.3	3.3	4.4	-7.9	-7.8
Goods excluding foods and energy.....	ID5	4113	18.903	0.1	-0.3	-0.1	-0.1	-0.2	0.1
Services.....	ID5	412	7.814	4.8	-0.1	-0.4	1.2	0.7	0.1
Trade services.....	ID5	4123	5.817	5.6	-0.1	-0.7	1.4	1.0	0.1
Transportation and warehousing services.....	ID5	4122	0.515	-2.5	-0.3	0.0	1.6	-0.2	-0.3
Transportation of passengers.....	ID5	41221	0.077	-0.1	-4.4	-5.3	6.4	-2.3	1.5
Transportation and warehousing of goods.....	ID5	41222	0.438	-2.9	0.5	1.0	0.8	0.2	-0.6
Services less trade, transportation, and warehousing.....	ID5	4121	1.482	4.2	-0.2	0.5	0.2	-0.1	0.2
Inputs to stage 4 services producers.....	ID5	42	54.970	3.3	0.7	0.2	-0.9	0.1	0.1
Goods.....	ID5	421	13.984	0.1	1.0	0.4	-1.8	-0.7	-0.7
Foods.....	ID5	4211	2.360	-3.1	0.6	0.5	-0.5	-1.9	-1.2
Energy.....	ID5	4212	4.133	0.3	3.3	0.8	-5.6	-1.3	-1.8
Goods excluding foods and energy.....	ID5	4213	7.491	1.0	-0.1	0.1	0.0	0.1	0.1
Services.....	ID5	422	40.934	4.4	0.6	0.2	-0.6	0.4	0.3
Trade services.....	ID5	4223	4.078	3.9	-0.5	-0.6	1.3	0.7	0.1
Transportation and warehousing services.....	ID5	4222	3.742	1.6	-1.1	0.1	0.9	-0.6	0.1
Transportation of passengers.....	ID5	42221	0.490	-0.1	-4.3	-5.3	6.4	-2.3	1.5
Transportation and warehousing of goods.....	ID5	42222	3.252	1.8	-0.7	1.0	0.1	-0.3	-0.1
Services less trade, transportation, and warehousing.....	ID5	4221	33.114	4.8	1.0	0.3	-1.0	0.5	0.4
Construction.....	ID5	423	0.052	3.3	0.0	0.0	0.1	0.0	0.1
Inputs to stage 4 construction producers.....	ID5	43	14.792	1.4	0.8	0.2	-0.7	-0.4	-0.3
Goods.....	ID5	431	10.801	1.2	1.3	0.2	-1.3	-0.6	-0.4
Energy.....	ID5	4312	0.855	-9.0	12.4	0.9	-10.6	-7.3	-9.4
Goods excluding foods and energy.....	ID5	4313	9.946	2.1	0.2	0.2	-0.3	0.0	0.3
Services.....	ID5	432	3.991	1.8	-0.3	0.1	1.1	0.0	0.1
Trade services.....	ID5	4323	1.692	4.2	-0.8	-0.3	1.8	0.0	0.7
Transportation and warehousing services.....	ID5	4322	0.725	-6.9	0.4	1.2	0.5	-0.1	-1.3
Transportation of passengers.....	ID5	43221	0.015	-0.1	-4.3	-5.3	6.4	-2.3	1.5
Transportation and warehousing of goods.....	ID5	43222	0.710	-7.1	0.5	1.4	0.4	-0.1	-1.3
Services less trade, transportation, and warehousing.....	ID5	4321	1.574	3.1	-0.1	0.1	0.6	0.0	0.0
Stage 3 Intermediate Demand									
Stage 3 intermediate demand.....	ID5	3	100.000	-2.4	0.7	0.1	-0.6	-0.2	-0.7
Inputs to stage 3 goods producers.....	ID5	31	45.352	-5.9	-0.5	-0.5	-0.3	-0.4	-0.2
Goods.....	ID5	311	35.807	-7.7	-0.5	-0.5	-0.9	-0.7	-0.3
Foods.....	ID5	3111	11.906	-16.5	-0.9	-1.2	-1.6	-0.9	-0.4
Energy.....	ID5	3112	1.292	-12.0	6.7	2.4	0.0	-4.0	-7.9
Goods excluding foods and energy.....	ID5	3113	22.609	-2.8	-0.6	-0.3	-0.6	-0.3	0.2
Services.....	ID5	312	9.545	0.8	-0.6	-0.4	1.6	0.4	-0.1
Trade services.....	ID5	3123	5.175	3.4	-1.3	-1.1	2.5	0.7	0.3
Transportation and warehousing services.....	ID5	3122	3.002	-5.5	0.4	0.8	0.6	-0.1	-0.9
Transportation of passengers.....	ID5	31221	0.144	-0.1	-4.3	-5.3	6.4	-2.3	1.5
Transportation and warehousing of goods.....	ID5	31222	2.858	-5.8	0.6	1.1	0.3	0.0	-1.1
Services less trade, transportation, and warehousing.....	ID5	3121	1.368	4.5	0.2	-0.1	0.6	-0.1	0.1
Inputs to stage 3 services producers.....	ID5	32	53.518	0.4	1.7	0.5	-0.8	-0.1	-1.0
Goods.....	ID5	321	10.628	-8.6	11.4	2.5	-3.8	-2.8	-6.1
Foods.....	ID5	3211	0.090	-3.7	1.1	-0.5	0.0	0.6	-0.9
Energy.....	ID5	3212	6.619	-13.4	19.3	4.0	-6.0	-4.4	-9.8
Goods excluding foods and energy.....	ID5	3213	3.919	-0.5	0.1	0.1	0.0	-0.1	-0.1
Services.....	ID5	322	42.317	2.6	-0.5	0.0	0.0	0.6	0.2
Trade services.....	ID5	3223	2.614	5.4	-0.6	-0.3	1.3	0.2	0.7
Transportation and warehousing services.....	ID5	3222	10.018	1.3	-1.4	0.3	0.6	-0.4	0.2
Transportation of passengers.....	ID5	32221	0.021	0.0	-0.2	-0.3	0.3	-0.1	0.1
Transportation and warehousing of goods.....	ID5	32222	9.997	1.3	-1.4	0.3	0.6	-0.4	0.2
Services less trade, transportation, and warehousing.....	ID5	3221	29.685	2.9	-0.1	0.0	-0.3	0.9	0.2
Construction.....	ID5	323	0.573	3.3	0.0	0.0	0.1	0.0	0.1
Inputs to stage 3 construction producers.....	ID5	33	1.131	1.3	0.0	0.3	-0.2	-0.2	0.1
Goods.....	ID5	331	0.566	-1.5	-0.1	0.0	-0.9	-0.1	-0.1
Goods excluding foods and energy.....	ID5	3313	0.566	-1.5	-0.1	0.0	-0.9	-0.1	-0.1
Services.....	ID5	332	0.565	4.2	0.1	0.5	0.4	-0.4	0.3
Trade services.....	ID5	3323	0.521	4.3	0.1	0.6	0.4	-0.4	0.3
Transportation and warehousing services.....	ID5	3322	0.015	0.7	0.8	0.5	0.6	0.3	-0.1
Transportation and warehousing of goods.....	ID5	33222	0.015	0.7	0.8	0.5	0.6	0.3	-0.1
Services less trade, transportation, and warehousing.....	ID5	3321	0.029	4.0	-0.2	0.0	0.4	-0.2	0.4
Stage 2 Intermediate Demand									

See footnotes at end of table.

Table 4. Producer price index percentage changes and weights for Final Demand-Intermediate Demand groupings, not seasonally adjusted — Continued
 [December 2023]

Title	Commodity code		Relative Importance Dec. 2022 ¹	Unadjusted 12-month percent change ² Dec. 2022 to Dec. 2023 ^P	Unadjusted 1-month percent change ²				
	Group code	Item code			July to Aug.	Aug. to Sept. ^P	Sept. to Oct. ^P	Oct. to Nov. ^P	Nov. to Dec. ^P
Stage 2 intermediate demand.....	ID5	2	100.000	-5.5	0.8	0.9	-0.5	-0.7	-1.8
Inputs to stage 2 goods producers.....	ID5	21	54.274	-12.0	1.3	2.1	-1.0	-1.8	-3.1
Goods.....	ID5	211	40.812	-17.0	2.0	3.1	-1.6	-2.7	-4.3
Foods.....	ID5	2111	4.355	-11.6	-3.8	-0.9	-3.7	2.9	-2.2
Energy.....	ID5	2112	21.042	-28.2	6.0	7.0	-2.4	-5.8	-8.8
Goods excluding foods and energy.....	ID5	2113	15.415	-3.2	-0.5	-0.1	0.0	-0.4	0.2
Services.....	ID5	212	13.197	3.0	-0.6	-0.5	0.7	0.5	-0.1
Trade services.....	ID5	2123	5.150	3.2	-2.0	-1.1	1.7	0.7	0.0
Transportation and warehousing services.....	ID5	2122	4.488	1.4	0.0	-0.1	0.4	0.0	0.1
Transportation of passengers.....	ID5	21221	0.168	-0.1	-4.2	-5.1	6.1	-2.2	1.4
Transportation and warehousing of goods.....	ID5	21222	4.320	1.4	0.2	0.1	0.2	0.1	0.0
Services less trade, transportation, and warehousing.....	ID5	2121	3.559	4.6	0.6	-0.3	-0.4	0.8	-0.5
Construction.....	ID5	213	0.265	3.3	0.0	0.0	0.1	0.0	0.1
Inputs to stage 2 services producers.....	ID5	22	45.725	2.3	0.2	-0.3	0.0	0.4	-0.3
Goods.....	ID5	221	5.072	-1.6	0.5	0.1	-0.3	-0.4	-0.6
Foods.....	ID5	2211	0.055	-13.5	-2.5	-0.3	-1.3	1.9	-0.8
Energy.....	ID5	2212	0.357	-14.5	12.8	1.7	-6.1	-3.0	-6.2
Goods excluding foods and energy.....	ID5	2213	4.660	-0.5	-0.3	0.0	0.2	-0.2	-0.2
Services.....	ID5	222	39.767	2.7	0.2	-0.4	0.0	0.5	-0.3
Trade services.....	ID5	2223	2.238	0.7	1.4	-1.2	5.3	-1.2	1.6
Transportation and warehousing services.....	ID5	2222	2.862	-7.0	-5.0	-0.1	1.9	-0.6	1.0
Transportation of passengers.....	ID5	22221	0.390	-0.1	-4.3	-5.3	6.4	-2.3	1.5
Transportation and warehousing of goods.....	ID5	22222	2.472	-8.0	-5.1	0.8	1.1	-0.3	0.9
Services less trade, transportation, and warehousing.....	ID5	2221	34.667	3.7	0.5	-0.4	-0.5	0.7	-0.5
Construction.....	ID5	223	0.886	3.3	0.0	0.0	0.1	0.0	0.1
Stage 1 Intermediate Demand									
Stage 1 intermediate demand.....	ID5	1	100.000	-0.2	1.0	0.1	-0.4	-0.4	-0.4
Inputs to stage 1 goods producers.....	ID5	11	33.533	-3.6	0.0	-0.5	0.2	-0.6	-0.2
Goods.....	ID5	111	24.780	-6.1	0.4	-0.4	-0.3	-1.0	-0.4
Foods.....	ID5	1111	3.351	-17.8	-2.1	-3.7	-1.5	-0.1	-0.7
Energy.....	ID5	1112	3.963	-13.2	6.1	2.1	-0.7	-3.1	-4.6
Goods excluding foods and energy.....	ID5	1113	17.466	-2.2	-0.3	-0.4	-0.1	-0.7	0.6
Services.....	ID5	112	8.752	3.3	-1.1	-0.7	1.8	0.5	0.4
Trade services.....	ID5	1123	5.298	3.7	-1.7	-1.3	3.1	0.7	0.5
Transportation and warehousing services.....	ID5	1122	0.599	0.5	0.3	-0.9	0.6	-0.3	0.1
Transportation of passengers.....	ID5	11221	0.103	-0.1	-4.4	-5.3	6.4	-2.3	1.5
Transportation and warehousing of goods.....	ID5	11222	0.496	0.6	1.3	0.0	-0.6	0.2	-0.2
Services less trade, transportation, and warehousing.....	ID5	1121	2.855	3.1	-0.2	0.3	-0.3	0.2	0.3
Construction.....	ID5	113	0.001	3.3	0.0	0.0	0.1	0.0	0.1
Inputs to stage 1 services producers.....	ID5	12	53.646	1.9	1.4	0.3	-0.8	-0.3	-0.4
Goods.....	ID5	121	16.434	-2.3	4.1	0.9	-2.0	-1.0	-2.1
Foods.....	ID5	1211	0.115	-44.1	0.4	-0.9	-2.7	0.6	0.1
Energy.....	ID5	1212	5.528	-9.0	12.6	2.3	-5.9	-2.9	-6.5
Goods excluding foods and energy.....	ID5	1213	10.791	1.6	0.1	0.2	0.1	0.0	0.1
Services.....	ID5	122	37.209	3.7	0.4	0.0	-0.3	0.0	0.3
Trade services.....	ID5	1223	3.617	5.7	-0.1	-0.5	1.5	0.4	0.8
Transportation and warehousing services.....	ID5	1222	4.373	0.7	-1.2	-1.2	1.9	-0.9	0.1
Transportation of passengers.....	ID5	12221	1.342	-0.1	-4.4	-5.3	6.4	-2.3	1.5
Transportation and warehousing of goods.....	ID5	12222	3.031	1.1	0.2	0.6	0.1	-0.3	-0.5
Services less trade, transportation, and warehousing.....	ID5	1221	29.219	3.9	0.6	0.3	-0.8	0.1	0.2
Construction.....	ID5	123	0.003	3.3	0.0	0.0	0.1	0.0	0.1
Inputs to stage 1 construction producers.....	ID5	13	12.821	0.4	1.7	0.6	-0.3	-0.3	-0.6
Goods.....	ID5	131	9.208	-0.2	2.3	0.6	-0.7	-0.3	-0.9
Energy.....	ID5	1312	0.934	-19.4	25.5	4.1	-5.4	-4.1	-11.4
Goods excluding foods and energy.....	ID5	1313	8.274	2.0	0.3	0.2	-0.1	0.1	0.2
Services.....	ID5	132	3.613	1.8	0.2	0.6	0.6	-0.3	0.0
Trade services.....	ID5	1323	2.667	5.1	0.1	0.4	0.7	-0.4	0.4
Transportation and warehousing services.....	ID5	1322	0.854	-8.5	0.6	1.5	0.1	-0.1	-1.5
Transportation and warehousing of goods.....	ID5	13222	0.854	-8.5	0.6	1.5	0.1	-0.1	-1.5
Services less trade, transportation, and warehousing.....	ID5	1321	0.092	3.5	-0.5	1.0	-0.1	0.1	0.3
Special Groupings of Intermediate Demand by Production Flow									
Total goods inputs to stage 4 intermediate demand.....	ID5	9411	47.208	-0.4	0.5	0.0	-1.0	-0.4	-0.3
Total services inputs to stage 4 intermediate demand.....	ID5	9412	52.739	4.3	0.5	0.1	-0.2	0.4	0.3
Total construction inputs to stage 4 intermediate demand.....	ID5	9413	0.052	3.3	0.0	0.0	0.1	0.0	0.1
Total foods inputs to stage 4 intermediate demand.....	ID5	9414	5.660	-6.5	0.0	-0.6	-1.1	-0.4	-0.7

See footnotes at end of table.

Table 4. Producer price index percentage changes and weights for Final Demand-Intermediate Demand groupings, not seasonally adjusted — Continued
 [December 2023]

Title	Commodity code		Relative Importance Dec. 2022 ¹	Unadjusted 12-month percent change ² Dec. 2022 to Dec. 2023 ^p	Unadjusted 1-month percent change ²				
	Group code	Item code			July to Aug.	Aug. to Sept. ^p	Sept. to Oct. ^p	Oct. to Nov. ^p	Nov. to Dec. ^p
Total energy goods inputs to stage 4 intermediate demand.....	ID5	9415	5.208	-2.1	4.8	0.9	-6.1	-2.6	-3.3
Total goods less foods and energy inputs to stage 4 intermediate demand.	ID5	9416	36.340	0.8	-0.1	0.0	-0.2	-0.1	0.2
Total goods inputs to stage 3 intermediate demand.....	ID5	9311	47.001	-7.8	2.1	0.2	-1.6	-1.2	-1.6
Total services inputs to stage 3 intermediate demand.....	ID5	9312	52.427	2.3	-0.5	0.0	0.3	0.5	0.1
Total construction inputs to stage 3 intermediate demand.....	ID5	9313	0.573	3.3	0.0	0.0	0.1	0.0	0.1
Total foods inputs to stage 3 intermediate demand.....	ID5	9314	11.996	-16.4	-0.9	-1.2	-1.6	-0.9	-0.4
Total energy goods inputs to stage 3 intermediate demand.....	ID5	9315	7.911	-13.2	17.2	3.7	-5.0	-4.3	-9.5
Total goods less foods and energy inputs to stage 3 intermediate demand.	ID5	9316	27.094	-2.4	-0.5	-0.2	-0.5	-0.3	0.2
Total goods inputs to stage 2 intermediate demand.....	ID5	9211	45.884	-15.3	1.9	2.8	-1.4	-2.4	-3.8
Total services inputs to stage 2 intermediate demand.....	ID5	9212	52.964	2.8	0.0	-0.4	0.2	0.5	-0.3
Total construction inputs to stage 2 intermediate demand.....	ID5	9213	1.151	3.3	0.0	0.0	0.1	0.0	0.1
Total foods inputs to stage 2 intermediate demand.....	ID5	9214	4.410	-11.6	-3.8	-0.9	-3.6	2.9	-2.2
Total energy goods inputs to stage 2 intermediate demand.....	ID5	9215	21.399	-28.0	6.2	6.8	-2.5	-5.8	-8.8
Total goods less foods and energy inputs to stage 2 intermediate demand.	ID5	9216	20.075	-2.5	-0.5	0.0	0.0	-0.4	0.1
Total goods inputs to stage 1 intermediate demand.....	ID5	9111	50.422	-3.7	2.0	0.2	-1.0	-0.9	-1.0
Total services inputs to stage 1 intermediate demand.....	ID5	9112	49.574	3.5	0.1	-0.1	0.2	0.1	0.3
Total construction inputs to stage 1 intermediate demand.....	ID5	9117	0.004	3.3	0.0	0.0	0.1	0.0	0.1
Total foods inputs to stage 1 intermediate demand.....	ID5	9114	3.466	-18.7	-2.0	-3.6	-1.5	-0.1	-0.6
Total energy goods inputs to stage 1 intermediate demand.....	ID5	9115	10.425	-11.5	11.2	2.4	-4.0	-3.0	-6.2
Total goods less foods and energy inputs to stage 1 intermediate demand.	ID5	9116	36.531	-0.1	0.0	-0.1	0.0	-0.3	0.3

¹ Comprehensive relative importance figures are initially computed after the publication of December indexes and are recalculated after final December indexes are available. Individual items and subtotals may not add exactly to totals because of rounding differences.

² All indexes are subject to revision for 4 months after their originally scheduled publication to incorporate late reports and corrections by survey respondents. In addition, seasonally adjusted indexes are subject to change for up to 5 years due to the recalculation of seasonal factors published each January.

³ PPI defines Total finished as including only the personal consumption and private capital investment portions of final demand.

⁴ Trade indexes measure changes in margins received by wholesalers and retailers.

⁵ The PPI definition of foods does not include food and beverages for immediate consumption. PPI defines food and beverages for immediate consumption as the service of preparing meals, snacks, and beverages to customer order for immediate on-premises and off-premises consumption.

⁶ Distributive services include transportation, warehousing, and trade of goods.

⁷ Includes intermediate trade, transportation, and warehousing services.

⁸ Includes crude petroleum.

⁹ Excludes crude petroleum.

^p Preliminary

"/" Data not available.

Table 5. Producer price indexes for Final Demand-Intermediate Demand groupings, not seasonally adjusted
 [December 2023, Index base Nov. 2009=100, unless otherwise indicated]

Title	Other index base	Commodity code		Unadjusted index ¹				
		Group code	Item code	Aug. 2023	Sept. 2023 ^p	Oct. 2023 ^p	Nov. 2023 ^p	Dec. 2023 ^p
Final Demand								
Final demand.....		FD	4	142.641	142.898	142.448	141.877	141.154
Final demand goods.....		FD	41	144.620	144.962	142.810	141.875	140.294
Final demand foods.....		FD	411	149.563	149.619	148.786	149.689	148.141
Finished consumer foods ²	00/82	FD	4111	264.496	265.077	264.275	265.417	262.855
Finished consumer foods, crude.....	00/82	FD	411113	242.953	230.729	220.220	265.264	247.430
Finished consumer foods, processed.....	00/82	FD	411112	265.402	267.200	267.327	264.280	263.184
Government purchased foods.....		FD	4112	154.237	155.595	156.354	155.643	154.144
Foods for export.....		FD	4113	148.717	146.989	144.754	146.514	144.479
Final demand energy.....		FD	412	153.234	154.683	143.853	138.032	131.062
Finished consumer energy goods ²	00/82	FD	4121	240.659	241.398	222.288	213.201	204.324
Government purchased energy.....		FD	4122	163.339	168.146	159.748	154.168	142.316
Energy for export.....		FD	4123	141.089	146.623	144.883	137.982	125.956
Final demand goods less foods and energy.....		FD	413	140.663	140.739	140.929	141.005	141.097
Finished goods less foods and energy ²	00/82	FD	4131	247.780	247.960	248.584	248.913	248.804
Finished consumer goods less foods and energy.....	00/82	FD	41311	275.264	275.473	276.050	276.478	276.250
Nondurable consumer goods less foods and energy.....	00/82	FD	413111	357.300	357.511	358.223	358.738	358.576
Durable consumer goods.....	00/82	FD	413112	191.167	191.362	191.793	192.124	191.855
Private capital equipment.....	00/82	FD	41312	212.815	212.961	213.600	213.827	213.828
Private capital equipment for manufacturing industries.....	00/82	FD	413121	228.703	228.805	229.214	229.444	229.730
Private capital equipment for nonmanufacturing industries.....	00/82	FD	413122	208.064	208.223	208.929	209.156	209.072
Government purchased goods, excluding foods and energy.....		FD	4132	136.309	136.460	136.594	136.473	136.406
Government purchased goods excluding foods, energy, and capital equipment.....		FD	41321	145.248	145.507	145.671	145.293	145.153
Government purchased capital equipment.....		FD	41322	123.080	123.100	123.194	123.383	123.405
Goods for export, excluding foods and energy.....		FD	4133	136.698	136.700	136.615	136.561	136.967
Final demand services.....		FD	42	140.613	140.837	141.154	140.736	140.371
Final demand trade services ³		FD	423	153.074	153.427	153.515	152.613	150.636
Trade of finished goods ²		FD	4231	151.400	151.853	151.785	150.557	148.608
Trade of personal consumption goods.....		FD	42311	150.776	151.139	151.492	149.920	148.629
Trade of private capital equipment.....		FD	42312	152.443	153.294	151.358	151.669	146.830
Trade of government purchased goods.....		FD	4232	165.011	164.990	165.587	166.694	164.390
Trade of government purchased goods, excluding capital equipment.....		FD	42321	169.470	168.782	170.876	171.720	172.329
Trade of government purchased capital equipment.....		FD	42322	156.768	157.741	156.095	157.587	150.951
Trade of exports.....		FD	4233	164.268	163.811	165.194	166.627	164.501
Final demand transportation and warehousing services.....		FD	422	148.634	147.987	150.524	149.490	148.676
Transportation of passengers for final demand.....		FD	4221	135.214	128.107	136.246	133.105	135.095
Transportation of private passengers.....		FD	42211	135.216	128.123	136.246	133.112	135.098
Transportation of government passengers.....		FD	42212	134.998	127.970	136.019	132.913	134.881
Transportation of passengers for export.....		FD	42213	135.213	128.044	136.255	133.086	135.094
Transportation and warehousing of goods for final demand.....		FD	4222	153.053	154.932	155.268	155.062	153.158
Transportation and warehousing of finished goods ²		FD	42221	151.042	152.993	153.328	153.164	151.155
Transportation and warehousing of personal consumption goods.....		FD	422211	151.601	153.521	153.848	153.675	151.697
Transportation and warehousing of private capital equipment.....		FD	422212	148.778	150.856	151.222	151.097	148.961
Transportation and warehousing of government purchased goods.....		FD	42222	152.054	153.833	154.099	153.952	152.350
Transportation and warehousing of exports.....		FD	42223	159.046	160.792	161.147	160.831	159.093
Final demand services less trade, transportation, and warehousing.....		FD	421	134.134	134.395	134.573	134.415	134.747
Finished services less trade, transportation, and warehousing ²		FD	4211	134.366	134.596	134.909	134.744	134.991
Finished consumer services less trade, transportation, and warehousing.....		FD	42111	133.584	133.815	134.135	133.976	134.159
Private capital investment services less trade, transportation, and warehousing.....		FD	42112	141.594	141.816	142.088	141.864	142.613
Government purchased services less trade, transportation, and warehousing.....		FD	4212	125.201	125.422	125.006	124.963	125.602
Gov. purchased services less trade, transportation, and warehousing, excl. capital investment.....		FD	42121	125.802	126.056	125.571	125.602	126.187
Government purchased capital investment services less trade, transportation, and warehousing.....		FD	42122	110.590	110.314	110.900	109.817	111.188
Services for export less trade, transportation, and warehousing.....		FD	4213	141.830	142.589	141.493	141.304	142.517
Final demand construction.....		FD	43	174.767	174.863	174.291	174.039	174.171
Construction for private capital investment.....		FD	431	178.944	179.053	178.398	178.070	178.304
Construction for government.....		FD	432	166.978	167.044	166.647	166.555	166.472
Final Demand Special Groupings								
Final demand less exports.....	04/10	FD	49101	140.410	140.684	140.195	139.550	138.794
Final demand less government.....	04/10	FD	49102	140.633	140.853	140.444	139.885	139.219
Final demand less foods, food and nonalcoholic beverages for immediate consumption, and energy ¹	04/10	FD	49103	140.001	140.156	140.442	140.128	139.806
Final demand less foods and energy ⁴	04/10	FD	49104	139.787	139.974	140.239	139.934	139.682
Final demand less foods and food and nonalcoholic beverages for immediate consumption ⁴	04/10	FD	49105	140.435	140.674	140.230	139.556	138.798

See footnotes at end of table.

Table 5. Producer price indexes for Final Demand-Intermediate Demand groupings, not seasonally adjusted — Continued

[December 2023, Index base Nov. 2009=100, unless otherwise indicated]

Title	Other index base	Commodity code		Unadjusted index ¹				
		Group code	Item code	Aug. 2023	Sept. 2023 ^P	Oct. 2023 ^P	Nov. 2023 ^P	Dec. 2023 ^P
Final demand less foods ⁴	04/10	FD	49106	140.139	140.403	139.982	139.337	138.670
Final demand less energy.....	04/10	FD	49107	140.089	140.268	140.472	140.235	139.910
Final demand less trade services.....	01/10	FD	49108	138.578	138.811	138.250	137.758	137.318
Final demand less distributive services ⁵	01/10	FD	49109	138.123	138.286	137.686	137.181	136.803
Final demand goods less energy.....	01/10	FD	49111	141.104	141.175	141.141	141.396	141.131
Final demand goods less foods.....	04/10	FD	49112	140.457	140.850	138.471	137.173	135.618
Final demand services less trade services.....	04/10	FD	49113	134.316	134.490	134.887	134.648	134.870
Final demand distributive services ⁵	04/10	FD	49114	149.979	150.560	150.684	149.908	147.982
Final demand goods plus final demand distributive services ⁵	04/10	FD	49115	144.750	145.186	144.008	143.153	141.451
Final demand less foods, energy, and trade services ⁴	08/13	FD	49116	128.511	128.647	128.939	128.794	128.967
Private and government purchased capital equipment.....	08/13	FD	49117	128.249	128.328	128.673	128.819	128.822
Private and government purchased capital investment services.....	08/13	FD	49118	135.108	135.622	135.105	135.108	133.625
Total private and government purchased capital investment.....	08/13	FD	49119	135.107	135.403	135.203	135.227	134.505
Total finished ²	01/10	FD	49201	141.375	141.614	141.156	140.504	139.795
Total finished less foods, food and nonalcoholic beverages for immediate consumption, and energy ^{2, 4}	12/10	FD	49202	139.576	139.794	140.100	139.707	139.363
Total finished less foods and energy ^{2, 4}	01/10	FD	49203	140.422	140.642	140.954	140.565	140.222
Total finished less foods and food and nonalcoholic beverages for immediate consumption ^{2, 4}	12/10	FD	49204	139.589	139.821	139.357	138.635	137.967
Total finished less foods ^{2, 4}	01/10	FD	49205	140.990	141.225	140.766	140.044	139.374
Total finished less energy ²	01/10	FD	49206	140.872	141.097	141.368	141.035	140.632
Finished goods ²	00/82	FD	49207	258.968	259.388	254.446	252.431	249.454
Finished goods less energy ²	00/82	FD	49208	251.417	251.704	251.941	252.488	251.717
Finished goods, excluding foods ^{2, 4}	00/82	FD	49209	256.842	257.219	251.200	248.360	245.281
Finished services ²	01/10	FD	49210	138.989	139.232	139.560	139.062	138.653
Private capital investment services.....	04/10	FD	49211	145.322	145.881	145.333	145.316	143.816
Finished distributive services ^{2, 5}	04/10	FD	49212	148.239	148.863	148.844	147.769	145.854
Finished services less trade services ²	04/10	FD	49213	134.168	134.333	134.808	134.582	134.746
Finished services less distributive services ^{2, 5}	04/10	FD	49214	133.506	133.573	134.057	133.827	134.111
Total private capital investment (goods, services, and construction).....	04/10	FD	49215	143.252	143.592	143.383	143.394	142.623
Finished goods plus finished distributive services ²	04/10	FD	49216	146.224	146.646	145.210	144.110	142.327
Total exports.....	04/10	FD	49301	139.919	140.033	139.896	139.869	139.443
Goods for export.....	00/82	FD	49302	232.020	232.220	231.301	231.099	230.102
Services for export.....	04/10	FD	49303	150.891	151.004	151.418	151.513	151.289
Total government purchases.....	04/10	FD	49401	137.911	138.537	137.721	137.115	135.873
Government purchased goods.....	00/82	FD	49402	236.005	238.418	235.192	232.609	227.318
Government purchased services.....	04/10	FD	49403	133.628	133.700	133.698	133.753	133.849
Total government purchased capital investment (goods, services, construction).....	08/13	FD	49404	132.280	132.398	132.175	132.301	131.628
Government purchases, defense.....	05/15	FD	49405	124.536	125.477	125.014	124.300	122.388
Government purchases, non-defense.....	05/15	FD	49406	132.366	132.802	131.885	131.378	130.533
Personal consumption.....	01/10	FD	49501	140.863	141.079	140.564	139.762	139.067
Personal consumption goods (finished consumer goods).....	00/82	FD	49502	278.586	279.126	271.741	268.745	264.465
Personal consumption goods less energy.....	00/82	FD	49503	271.155	271.527	271.502	272.244	270.993
Personal consumption goods less foods.....	00/82	FD	49504	282.623	283.142	273.006	268.269	263.288
Personal consumption nondurable goods less foods.....	00/82	FD	49508	322.705	323.368	308.509	301.508	294.423
Personal consumption services.....	04/10	FD	49505	137.490	137.683	138.146	137.576	137.338
Personal consumption less trade services.....	04/10	FD	49506	137.797	137.976	137.248	136.640	136.097
Personal consumption less distributive services ⁵	04/10	FD	49507	137.532	137.649	136.883	136.259	135.765
Personal consumption less foods and energy.....	04/14	FD	49510	128.834	129.007	129.423	128.966	128.755
Personal consumption less foods, energy, and trade services ³	04/14	FD	49511	125.721	125.845	126.288	126.131	126.215
Personal consumption less foods, energy, and distributive services ⁵	04/14	FD	49512	125.665	125.718	126.169	126.011	126.179
Personal consumption goods plus personal consumption distributive services ⁵	08/13	FD	49509	134.743	135.121	133.527	132.177	130.537
Intermediate Demand by Commodity Type								
Processed goods								
Processed goods for intermediate demand.....	00/82	ID6	1	259.928	260.931	257.377	255.102	252.332
Materials and components for manufacturing.....	00/82	ID6	11	232.476	232.208	231.687	230.503	230.568
Materials for manufacturing.....		ID6	111	144.041	143.736	143.180	141.962	141.788
Materials for food manufacturing.....	00/82	ID6	1111	248.561	250.127	249.865	247.168	245.453
Materials for nondurable manufacturing.....	00/82	ID6	1112	260.473	261.672	263.214	260.827	258.147
Materials for durable manufacturing.....	00/82	ID6	1113	281.891	278.203	273.733	271.850	275.011
Components for manufacturing.....	00/82	ID6	112	187.908	187.986	188.057	188.126	188.630
Components for nondurable manufacturing.....		ID6	1121	145.719	145.105	145.109	145.180	145.753
Components for durable manufacturing.....		ID6	1122	132.637	132.723	132.775	132.823	133.171
Materials and components for construction.....	00/82	ID6	12	351.707	352.315	351.444	351.666	352.272
Materials for construction.....		ID6	121	167.652	168.190	167.137	166.919	166.715
Components for construction.....		ID6	122	178.465	178.563	178.660	179.045	179.770
Processed fuels and lubricants for intermediate demand.....	00/82	ID6	13	265.441	271.020	255.872	248.088	234.423
Processed fuels and lubricants to manufacturing industries.....	00/82	ID6	131	266.086	270.806	262.706	258.407	248.813

See footnotes at end of table.

Table 5. Producer price indexes for Final Demand-Intermediate Demand groupings, not seasonally adjusted — Continued

[December 2023, Index base Nov. 2009=100, unless otherwise indicated]

Title	Other index base	Commodity code		Unadjusted index ¹				
		Group code	Item code	Aug. 2023	Sept. 2023 ^P	Oct. 2023 ^P	Nov. 2023 ^P	Dec. 2023 ^P
Processed fuels and lubricants to nonmanufacturing industries.....	00/82	ID6	132	265.550	271.408	254.015	245.122	230.155
Containers for intermediate demand.....	00/82	ID6	14	307.178	306.047	305.461	304.461	305.271
Supplies for intermediate demand.....	00/82	ID6	15	251.082	251.017	250.338	249.782	249.346
Supplies to manufacturing industries.....	00/82	ID6	151	245.573	245.496	245.400	245.279	245.574
Supplies to nonmanufacturing industries.....	00/82	ID6	152	249.944	249.882	249.119	248.499	247.953
Supplies to nonmanufacturing industries, feeds.....	00/82	ID6	1521	238.245	236.535	230.383	230.429	226.736
Supplies to nonmanufacturing industries, other than feeds.....	00/82	ID6	1522	253.476	253.627	253.564	252.852	252.714
Unprocessed goods								
Unprocessed goods for intermediate demand.....	00/82	ID6	2	251.788	256.153	251.359	246.603	237.827
Unprocessed foodstuffs and feedstuffs.....	00/82	ID6	21	220.943	217.409	212.095	213.241	209.636
Unprocessed nonfood materials.....	00/82	ID6	22	263.266	273.207	269.003	260.146	247.980
Unprocessed nonfood materials except fuel.....	00/82	ID6	221	332.026	348.801	341.466	324.242	305.039
Unprocessed nonfood materials except fuel to manufacturing industries.....	00/82	ID6	2211	307.112	323.385	316.273	299.524	280.842
Unprocessed nonfood materials except fuel to nonmanufacturing industries.....	00/82	ID6	2212	353.636	353.958	353.746	354.340	355.211
Unprocessed fuel.....	00/82	ID6	222	120.683	117.228	119.143	126.528	128.248
Unprocessed fuel to manufacturing industries.....	00/82	ID6	2221	220.205	213.012	218.249	218.143	220.668
Unprocessed fuel to nonmanufacturing industries.....	00/82	ID6	2222	118.517	115.174	116.957	124.974	126.698
Services								
Services for intermediate demand.....		ID6	3	146.510	146.614	146.482	147.105	147.329
Trade services for intermediate demand ⁵		ID6	33	172.417	171.235	174.262	175.193	175.810
Trade services for manufacturing industries.....	12/12	ID6	331	156.956	155.522	158.548	159.977	160.325
Trade services for nonmanufacturing industries.....	12/12	ID6	332	153.971	153.257	155.703	155.980	156.736
Transportation and warehousing services for intermediate demand.....		ID6	32	154.336	154.675	155.860	155.241	155.080
Transportation of passengers for intermediate demand.....		ID6	321	135.062	128.036	136.082	132.978	134.945
Transportation of passengers for manufacturing industries.....		ID6	3211	135.191	128.027	136.231	133.065	135.071
Transportation of passengers for nonmanufacturing industries.....		ID6	3212	135.108	128.097	136.126	133.028	134.991
Transportation and warehousing of goods for intermediate demand.....		ID6	322	156.458	157.487	158.033	157.645	157.285
Transportation and warehousing of goods for manufacturing industries.....	12/12	ID6	3221	129.650	130.814	131.173	131.215	130.162
Transportation and warehousing of goods for nonmanufacturing industries.....	12/12	ID6	3222	139.870	140.699	141.214	140.761	140.659
Services less trade, transportation, and warehousing for intermediate demand.....		ID6	31	138.119	138.452	137.407	138.186	138.394
Services less trade, transportation, and warehousing for manufacturing industries.....		ID6	311	128.894	128.942	129.451	129.224	129.704
Services less trade, transportation, and warehousing for nonmanufacturing industries.....		ID6	312	138.415	138.758	137.659	138.473	138.672
Construction								
Construction for intermediate demand.....		ID6	4	145.804	145.826	145.907	145.971	146.082
Intermediate Demand by Commodity Type Special Groupings								
Processed materials less foods and feeds.....	00/82	ID6	9111	261.518	262.544	258.822	256.528	253.693
Processed foods and feeds.....	00/82	ID6	9112	244.639	245.410	243.492	241.418	239.299
Processed energy goods.....	00/82	ID6	9113	266.673	272.278	257.063	249.246	235.519
Processed materials less energy.....	00/82	ID6	9118	255.133	254.980	254.368	253.499	253.487
Processed materials less foods and energy.....	00/82	ID6	9115	255.994	255.721	255.280	254.570	254.833
Intermediate distributive services ⁶	04/10	ID6	9116	163.031	162.825	164.733	165.078	165.263
Processed goods plus intermediate distributive services.....	04/10	ID6	9117	147.158	147.501	146.606	145.796	144.747
Unprocessed materials less agricultural products.....	00/82	ID6	9211	268.483	281.083	276.965	267.072	253.253
Unprocessed energy materials ⁷	00/82	ID6	9212	205.947	219.870	215.161	202.706	184.262
Unprocessed materials less energy.....	00/82	ID6	9213	272.443	268.564	264.013	265.962	265.924
Unprocessed nonfood materials less energy ⁸	00/82	ID6	9216	425.719	420.869	418.811	423.220	434.361
Intermediate Demand by Production Flow								
Stage 4 Intermediate Demand								
Stage 4 intermediate demand.....		ID5	4	149.340	149.425	148.533	148.596	148.586
Inputs to stage 4 goods producers.....		ID5	41	145.716	145.247	145.380	145.547	145.570
Goods.....		ID5	411	139.095	138.710	138.286	138.130	138.104
Foods.....		ID5	4111	146.339	144.148	141.777	142.839	142.386
Energy.....		ID5	4112	150.138	155.024	161.802	149.041	137.346
Goods excluding foods and energy.....		ID5	4113	137.992	137.835	137.643	137.416	137.563
Services.....		ID5	412	167.754	167.005	168.995	170.236	170.423
Trade services.....		ID5	4123	179.753	178.465	180.968	182.845	183.045
Transportation and warehousing services.....		ID5	4122	134.555	134.600	136.809	136.509	136.151
Transportation of passengers.....		ID5	41221	135.213	128.043	136.254	133.086	135.093
Transportation and warehousing of goods.....		ID5	41222	143.336	144.798	145.978	146.219	145.374
Services less trade, transportation, and warehousing.....		ID5	4121	130.044	130.642	130.937	130.748	131.055
Inputs to stage 4 services producers.....		ID5	42	147.252	147.574	146.177	146.366	146.446

See footnotes at end of table.

Table 5. Producer price indexes for Final Demand-Intermediate Demand groupings, not seasonally adjusted — Continued

[December 2023, Index base Nov. 2009=100, unless otherwise indicated]

Title	Other index base	Commodity code		Unadjusted index ¹				
		Group code	Item code	Aug. 2023	Sept. 2023 ^P	Oct. 2023 ^P	Nov. 2023 ^P	Dec. 2023 ^P
Goods.....		ID5	421	148.586	149.141	146.396	145.406	144.379
Foods.....		ID5	4211	148.582	149.306	148.537	145.694	143.962
Energy.....		ID5	4212	149.475	150.704	142.320	140.480	137.939
Goods excluding foods and energy.....		ID5	4213	147.188	147.292	147.255	147.341	147.425
Services.....		ID5	422	146.587	146.831	145.885	146.466	146.916
Trade services.....		ID5	4223	162.124	161.075	163.235	164.358	164.514
Transportation and warehousing services.....		ID5	4222	149.855	150.071	151.417	150.568	150.751
Transportation of passengers.....		ID5	42221	134.696	127.597	135.728	132.590	134.578
Transportation and warehousing of goods.....		ID5	42222	153.055	154.512	154.714	154.249	154.128
Services less trade, transportation, and warehousing.....		ID5	4221	143.537	143.920	142.410	143.078	143.584
Construction.....		ID5	423	145.804	145.826	145.907	145.971	146.082
Inputs to stage 4 construction producers.....		ID5	43	163.606	163.943	162.875	162.178	161.718
Goods.....		ID5	431	168.713	169.124	166.955	165.984	165.269
Energy.....		ID5	4312	173.477	175.030	156.493	145.005	131.368
Goods excluding foods and energy.....		ID5	4313	172.099	172.404	171.832	171.896	172.465
Services.....		ID5	432	150.536	150.691	152.359	152.347	152.522
Trade services.....		ID5	4323	169.025	168.447	171.501	171.519	172.767
Transportation and warehousing services.....		ID5	4322	145.271	147.072	147.843	147.684	145.836
Transportation of passengers.....		ID5	43221	140.946	133.487	142.029	138.733	140.821
Transportation and warehousing of goods.....		ID5	43222	146.147	148.179	148.769	148.683	146.731
Services less trade, transportation, and warehousing.....		ID5	4321	131.391	131.529	132.317	132.338	132.375
Stage 3 Intermediate Demand								
Stage 3 intermediate demand.....		ID5	3	146.414	146.551	145.722	145.365	144.414
Inputs to stage 3 goods producers.....		ID5	31	154.053	153.353	152.835	152.167	151.826
Goods.....		ID5	311	149.538	148.832	147.508	146.527	146.141
Foods.....		ID5	3111	162.123	160.141	157.577	156.094	155.433
Energy.....		ID5	3112	144.267	147.721	147.750	141.874	130.654
Goods excluding foods and energy.....		ID5	3113	148.665	148.243	147.342	146.837	147.193
Services.....		ID5	312	161.097	160.469	163.101	163.693	163.546
Trade services.....		ID5	3123	167.312	165.416	169.546	170.795	171.314
Transportation and warehousing services.....		ID5	3122	148.210	149.417	150.289	150.151	148.745
Transportation of passengers.....		ID5	31221	143.963	136.334	145.071	141.700	143.836
Transportation and warehousing of goods.....		ID5	31222	148.236	149.928	150.353	150.398	148.794
Services less trade, transportation, and warehousing.....		ID5	3121	134.701	134.631	135.441	135.258	135.407
Inputs to stage 3 services producers.....		ID5	32	139.610	140.343	139.285	139.156	137.750
Goods.....		ID5	321	134.038	137.447	132.203	128.513	120.663
Foods.....		ID5	3211	156.984	156.177	156.104	157.090	155.697
Energy.....		ID5	3212	139.386	144.915	136.268	130.254	117.426
Goods excluding foods and energy.....		ID5	3213	135.405	135.580	135.611	135.495	135.370
Services.....		ID5	322	140.906	140.943	140.974	141.781	142.053
Trade services.....		ID5	3223	197.775	197.263	199.797	200.255	201.633
Transportation and warehousing services.....		ID5	3222	160.922	161.399	162.293	161.593	161.855
Transportation of passengers.....		ID5	32221	104.376	104.093	104.417	104.292	104.372
Transportation and warehousing of goods.....		ID5	32222	161.416	161.896	162.793	162.091	162.354
Services less trade, transportation, and warehousing.....		ID5	3221	132.491	132.440	132.086	133.328	133.538
Construction.....		ID5	323	145.804	145.826	145.907	145.971	146.082
Inputs to stage 3 construction producers.....		ID5	33	140.547	140.933	140.651	140.314	140.485
Goods.....		ID5	331	134.301	134.310	133.151	133.014	132.919
Goods excluding foods and energy.....		ID5	3313	171.131	171.143	169.666	169.492	169.370
Services.....		ID5	332	166.625	167.511	168.230	167.612	168.119
Trade services.....		ID5	3323	171.415	172.382	173.120	172.437	172.968
Transportation and warehousing services.....		ID5	3322	114.704	115.261	115.924	116.293	116.146
Transportation and warehousing of goods.....		ID5	33222	121.075	121.663	122.362	122.752	122.597
Services less trade, transportation, and warehousing.....		ID5	3321	126.038	126.013	126.492	126.199	126.747
Stage 2								
Stage 2 intermediate demand.....		ID5	2	135.652	136.902	136.176	135.191	132.809
Inputs to stage 2 goods producers.....		ID5	21	124.239	126.877	125.638	123.377	119.529
Goods.....		ID5	211	120.033	123.805	121.834	118.582	113.487
Foods.....		ID5	2111	157.465	156.031	150.320	154.669	151.234
Energy.....		ID5	2112	91.385	97.739	95.361	89.827	81.889
Goods excluding foods and energy.....		ID5	2113	141.605	141.516	141.481	140.913	141.215
Services.....		ID5	212	150.333	149.525	150.550	151.280	151.075
Trade services.....		ID5	2123	167.988	166.151	168.912	170.048	169.966
Transportation and warehousing services.....		ID5	2122	168.603	168.480	169.219	169.177	169.324
Transportation of passengers.....		ID5	21221	135.631	128.767	136.628	133.594	135.516
Transportation and warehousing of goods.....		ID5	21222	170.524	170.727	171.116	171.222	171.282
Services less trade, transportation, and warehousing.....		ID5	2121	137.096	136.660	136.107	137.240	136.513
Construction.....		ID5	213	145.804	145.826	145.907	145.971	146.082

See footnotes at end of table.

Table 5. Producer price indexes for Final Demand-Intermediate Demand groupings, not seasonally adjusted — Continued

[December 2023, Index base Nov. 2009=100, unless otherwise indicated]

Title	Other index base	Commodity code		Unadjusted index ¹				
		Group code	Item code	Aug. 2023	Sept. 2023 ^P	Oct. 2023 ^P	Nov. 2023 ^P	Dec. 2023 ^P
Inputs to stage 2 services producers.....		ID5	22	145.068	144.561	144.494	145.123	144.637
Goods.....		ID5	221	144.967	145.158	144.768	144.176	143.298
Foods.....		ID5	2211	112.573	112.207	110.792	112.924	112.007
Energy.....		ID5	2212	165.890	168.654	158.351	153.541	143.971
Goods excluding foods and energy.....		ID5	2213	144.333	144.362	144.638	144.286	143.980
Services.....		ID5	222	144.642	144.039	144.009	144.798	144.348
Trade services.....		ID5	2223	184.464	182.247	191.858	189.646	192.742
Transportation and warehousing services.....		ID5	2222	140.178	140.005	142.619	141.709	143.108
Transportation of passengers.....		ID5	22221	135.639	128.501	136.675	133.521	135.519
Transportation and warehousing of goods.....		ID5	22222	141.567	142.672	144.261	143.765	145.059
Services less trade, transportation, and warehousing.....		ID5	2221	143.977	143.414	142.739	143.798	143.044
Construction.....		ID5	223	145.804	145.826	145.907	145.971	146.082
Stage 1 Intermediate Demand								
Stage 1 intermediate demand.....		ID5	1	146.221	146.325	145.748	145.191	144.639
Inputs to stage 1 goods producers.....		ID5	11	144.001	143.286	143.616	142.751	142.495
Goods.....		ID5	111	142.187	141.609	141.123	139.679	139.134
Foods.....		ID5	1111	147.670	142.237	140.112	139.939	139.016
Energy.....		ID5	1112	130.868	133.587	132.627	128.536	122.603
Goods excluding foods and energy.....		ID5	1113	147.630	147.068	146.963	145.904	146.707
Services.....		ID5	112	152.881	151.754	154.447	155.227	155.797
Trade services.....		ID5	1123	166.086	163.974	169.028	170.273	171.050
Transportation and warehousing services.....		ID5	1122	159.232	157.829	158.714	158.279	158.446
Transportation of passengers.....		ID5	11221	135.187	128.019	136.228	133.060	135.067
Transportation and warehousing of goods.....		ID5	11222	163.381	163.426	162.482	162.730	162.438
Services less trade, transportation, and warehousing.....		ID5	1121	110.395	110.688	110.332	110.593	110.875
Construction.....		ID5	113	145.804	145.826	145.907	145.971	146.082
Inputs to stage 1 services producers.....		ID5	12	146.481	146.899	145.751	145.368	144.730
Goods.....		ID5	121	149.245	150.576	147.626	146.195	143.185
Foods.....		ID5	1211	131.915	130.764	127.250	127.972	128.036
Energy.....		ID5	1212	166.533	170.381	160.393	155.818	145.728
Goods excluding foods and energy.....		ID5	1213	149.389	149.622	149.837	149.798	149.944
Services.....		ID5	122	144.643	144.676	144.291	144.350	144.713
Trade services.....		ID5	1223	174.941	174.076	176.704	177.437	178.913
Transportation and warehousing services.....		ID5	1222	143.025	141.350	144.105	142.815	142.985
Transportation of passengers.....		ID5	12221	135.106	127.943	136.146	132.981	134.987
Transportation and warehousing of goods.....		ID5	12222	162.487	163.524	163.704	163.264	162.486
Services less trade, transportation, and warehousing.....		ID5	1221	140.211	140.574	139.452	139.635	139.912
Construction.....		ID5	123	145.804	145.826	145.907	145.971	146.082
Inputs to stage 1 construction producers.....		ID5	13	162.805	163.757	163.255	162.709	161.681
Goods.....		ID5	131	164.967	165.909	164.817	164.271	162.819
Energy.....		ID5	1312	150.145	156.342	147.916	141.837	125.611
Goods excluding foods and energy.....		ID5	1313	169.446	169.769	169.544	169.658	169.966
Services.....		ID5	132	158.537	159.520	160.462	159.914	159.916
Trade services.....		ID5	1323	168.134	168.758	170.011	169.299	170.028
Transportation and warehousing services.....		ID5	1322	120.403	122.163	122.337	122.181	120.294
Transportation and warehousing of goods.....		ID5	13222	124.542	126.362	126.542	126.381	124.428
Services less trade, transportation, and warehousing.....		ID5	1321	137.721	139.052	138.864	139.055	139.502
Intermediate Demand by Production Flow Special Groupings								
Total goods inputs to stage 4 intermediate demand.....	04/10	ID5	9411	144.828	144.887	143.438	142.877	142.418
Total services inputs to stage 4 intermediate demand.....	04/10	ID5	9412	149.737	149.843	149.479	150.104	150.499
Total construction inputs to stage 4 intermediate demand.....	04/10	ID5	9413	144.597	144.618	144.698	144.761	144.872
Total foods inputs to stage 4 intermediate demand.....	04/10	ID5	9414	144.074	143.157	141.511	140.908	139.928
Total energy goods inputs to stage 4 intermediate demand.....	04/10	ID5	9415	140.684	141.973	133.271	129.834	125.597
Total goods less foods and energy inputs to stage 4 intermediate demand.....	04/10	ID5	9416	146.585	146.592	146.344	146.252	146.484
Total goods inputs to stage 3 intermediate demand.....	04/10	ID5	9311	138.299	138.638	136.426	134.844	132.664
Total services inputs to stage 3 intermediate demand.....	04/10	ID5	9312	143.395	143.332	143.792	144.544	144.749
Total construction inputs to stage 3 intermediate demand.....	04/10	ID5	9313	144.597	144.618	144.698	144.761	144.872
Total foods inputs to stage 3 intermediate demand.....	04/10	ID5	9314	144.259	142.505	140.241	138.941	138.346
Total energy goods inputs to stage 3 intermediate demand.....	04/10	ID5	9315	137.442	142.556	135.363	129.484	117.141
Total goods less foods and energy inputs to stage 3 intermediate demand.....	04/10	ID5	9316	140.749	140.442	139.711	139.292	139.552
Total goods inputs to stage 2 intermediate demand.....	04/10	ID5	9211	116.715	119.949	118.231	115.400	110.970
Total services inputs to stage 2 intermediate demand.....	04/10	ID5	9212	146.468	145.815	146.034	146.811	146.418
Total construction inputs to stage 2 intermediate demand.....	04/10	ID5	9213	144.597	144.618	144.698	144.761	144.872
Total foods inputs to stage 2 intermediate demand.....	04/10	ID5	9214	157.797	156.372	150.692	155.035	151.618
Total energy goods inputs to stage 2 intermediate demand.....	04/10	ID5	9215	90.307	96.488	94.072	88.661	80.871
Total goods less foods and energy inputs to stage 2 intermediate demand.....	04/10	ID5	9216	134.126	134.068	134.104	133.615	133.766
Total goods inputs to stage 1 intermediate demand.....	04/10	ID5	9111	131.849	132.131	130.875	129.731	128.377

See footnotes at end of table.

Table 5. Producer price indexes for Final Demand-Intermediate Demand groupings, not seasonally adjusted — Continued

[December 2023, Index base Nov. 2009=100, unless otherwise indicated]

Title	Other index base	Commodity code		Unadjusted index ¹				
		Group code	Item code	Aug. 2023	Sept. 2023 ^p	Oct. 2023 ^p	Nov. 2023 ^p	Dec. 2023 ^p
Total services inputs to stage 1 intermediate demand.....	04/10	ID5	9112	146.211	146.106	146.337	146.480	146.853
Total construction inputs to stage 1 intermediate demand.....	04/10	ID5	9117	144.597	144.618	144.698	144.761	144.872
Total foods inputs to stage 1 intermediate demand.....	04/10	ID5	9114	138.508	133.498	131.468	131.325	130.480
Total energy goods inputs to stage 1 intermediate demand.....	04/10	ID5	9115	145.316	148.784	142.839	138.486	129.868
Total goods less foods and energy inputs to stage 1 intermediate demand.....	04/10	ID5	9116	126.562	126.449	126.423	126.005	126.419

¹ All indexes are subject to revision for 4 months after their originally scheduled publication to incorporate late reports and corrections by survey respondents. In addition, seasonally adjusted indexes are subject to change for up to 5 years due to the recalculation of seasonal factors published each January.

² PPI defines Total finished as including only the personal consumption and private capital investment portions of final demand.

³ Trade indexes measure changes in margins received by wholesalers and retailers.

⁴ The PPI definition of foods does not include food and beverages for immediate consumption. PPI defines food and beverages for immediate consumption as the service of preparing meals, snacks, and beverages to customer order for immediate on-premises and off-premises consumption.

⁵ Distributive services include transportation, warehousing, and trade of goods.

⁶ Includes intermediate trade, transportation, and warehousing services.

⁷ Includes crude petroleum.

⁸ Excludes crude petroleum.

p Preliminary

"/" Data not available.

Table 6. Producer price index percentage changes for selected aggregate commodity and service groupings, not seasonally adjusted
 [December 2023]

Title	Commodity code		Unadjusted 12-month percent change ¹	Unadjusted 1-month percent change ¹				
	Group code	Item code		Dec. 2022 to Dec. 2023 ^P	July to Aug.	Aug. to Sept. ^P	Sept. to Oct. ^P	Oct. to Nov. ^P
Goods								
All commodities.....	00	000000	-3.2	1.5	0.5	-1.5	-0.9	-1.3
Farm products, processed foods and feeds.....	PFF	PLUS02	-6.6	-0.6	-0.2	-1.0	0.2	-0.8
Farm products.....	01	—	-17.8	-3.0	-1.8	-3.0	2.9	-1.5
Processed foods and feeds.....	02	—	-1.0	0.5	0.5	-0.2	-0.9	-0.6
Industrial commodities.....	IND	THRU15	-2.5	2.0	0.6	-1.6	-1.1	-1.4
Textile products and apparel.....	03	—	-1.0	-0.6	0.9	0.4	-0.2	-0.5
Hides, skins, leather, and related products.....	04	—	0.9	0.6	0.1	-1.2	0.3	-0.2
Fuels and related products and power.....	05	—	-10.6	8.1	2.3	-5.7	-3.9	-5.9
Chemicals and allied products.....	06	—	-4.0	-0.3	0.1	0.4	-0.7	-0.7
Rubber and plastic products.....	07	—	-2.2	-0.2	-0.2	0.0	0.2	0.0
Lumber and wood products.....	08	—	-4.4	-1.7	0.2	-0.8	-0.8	0.1
Pulp, paper, and allied products.....	09	—	-1.5	0.2	0.2	-0.6	-0.3	-0.4
Metals and metal products.....	10	—	0.9	-0.6	-0.8	-0.8	0.1	1.8
Machinery and equipment.....	11	—	3.4	0.2	0.1	0.1	0.1	0.0
Furniture and household durables.....	12	—	0.8	0.1	0.3	-0.3	0.2	-0.3
Nonmetallic mineral products.....	13	—	5.1	0.3	0.3	0.1	0.2	0.0
Transportation equipment.....	14	—	1.8	0.0	0.1	0.4	0.1	0.0
Miscellaneous products.....	15	—	5.1	0.5	0.2	0.3	0.4	0.4
Industrial commodities less fuels.....	ILF	T15M05	0.5	-0.1	0.0	0.0	-0.1	0.2
Other commodity groupings								
Petroleum products, refined.....	05	7	-11.4	17.4	2.2	-9.8	-6.5	-10.2
Industrial chemicals.....	06	1	-9.0	-0.9	0.9	2.0	-2.2	-2.1
Rubber and rubber products.....	07	1	0.1	0.0	0.1	0.3	0.1	-0.2
Lumber.....	08	1	-9.2	-6.1	0.3	-3.9	-2.5	-0.1
Iron and steel.....	10	1	1.9	-1.1	-2.3	-2.2	-0.4	4.3
Nonferrous metals.....	10	2	-1.2	-0.8	-0.4	-0.4	0.5	1.2
General purpose machinery and equipment.....	11	4	5.1	0.1	0.3	0.4	-0.2	0.0
Electrical machinery and equipment.....	11	7	1.5	0.2	0.0	0.1	0.1	0.0
Electronic components and accessories.....	11	78	-1.1	0.2	0.0	0.0	-0.1	-0.2
Aircraft and aircraft equipment.....	14	2	3.6	0.1	0.0	0.0	0.2	0.2
Services and construction								
Transportation services.....	30	—	-2.6	-0.4	-0.3	1.3	-0.6	-0.5
Services related to transportation activities.....	31	—	-5.0	-4.0	0.3	1.2	-0.3	0.8
Warehousing, storage, and related activities.....	32	—	3.1	-1.1	2.0	-0.3	-0.6	-0.1
Publishing sales, excluding software.....	33	—	5.1	-0.4	0.2	0.2	0.3	1.2
Software publishing.....	34	—	7.2	1.0	0.4	2.0	-1.8	2.1
Network compensation from broadcast and cable television and radio.....	35	—	0.7	0.2	0.0	0.0	0.0	0.0
Advertising space and time sales.....	36	—	-3.1	-1.9	-0.4	1.1	1.8	0.6
Telecommunication, cable, and internet user services.....	37	—	2.6	0.5	-0.9	0.0	0.1	0.5
Data processing and related services.....	38	—	2.2	0.1	-0.2	0.2	0.3	0.3
Credit intermediation services (partial).....	39	—	9.5	1.9	0.1	-1.5	2.8	-1.0
Investment services.....	40	—	8.2	1.3	0.0	-2.1	-0.6	1.4
Insurance and annuities.....	41	—	3.4	0.2	0.3	0.0	0.0	0.0
Commissions and fees from sales and administration of insurance policies (partial).....	42	—	0.6	0.0	0.0	0.0	0.0	0.0
Real estate services (partial).....	43	—	4.1	1.9	1.0	-1.4	0.9	0.8
Rental and leasing of goods (partial).....	44	—	-2.1	-0.8	-2.0	1.8	-2.8	-0.7
Professional services (partial).....	45	—	4.7	-0.4	1.0	-0.5	0.0	0.4
Employment services.....	46	—	0.6	-0.3	-0.3	0.2	0.1	0.2
Travel arrangement services.....	47	—	3.6	2.3	-0.5	-0.7	0.0	-0.4
Selected security services (partial).....	48	—	9.7	2.6	-0.1	0.8	-0.2	2.4
Cleaning and building maintenance services (partial).....	49	—	-0.8	0.0	-2.4	-0.1	0.1	0.0
Waste collection and remediation services (partial).....	50	—	8.5	1.3	0.8	0.0	0.5	-0.9
Health care services.....	51	—	3.3	0.1	0.4	0.6	0.0	0.0
Accommodation services.....	53	—	-6.4	-3.3	-1.2	-1.2	-2.6	-6.4
Food and beverages for immediate consumption services (partial).....	54	—	4.5	0.8	0.1	0.8	0.3	0.0
Repair and maintenance services (partial).....	55	—	5.9	1.3	0.5	-0.1	0.4	0.2
Entertainment services (partial).....	56	—	5.5	-1.1	0.2	1.7	1.0	2.1
Wholesale trade services.....	57	—	3.1	-0.7	-0.3	1.0	0.7	-0.9
Retail trade services.....	58	—	-3.5	1.1	0.5	-0.3	-1.9	-0.9
Metal treatment services.....	59	—	5.9	0.3	-0.3	0.5	-0.3	0.6

See footnotes at end of table.

Table 6. Producer price index percentage changes for selected aggregate commodity and service groupings, not seasonally adjusted — Continued
 [December 2023]

Title	Commodity code		Unadjusted 12-month percent change ¹	Unadjusted 1-month percent change ¹				
	Group code	Item code		Dec. 2022 to Dec. 2023 ^p	July to Aug.	Aug. to Sept. ^p	Sept. to Oct. ^p	Oct. to Nov. ^p
Mining services.....	60	—	2.0	-0.3	0.8	-0.7	1.2	0.2
Contract work on textile products, apparel, and leather.....	61	—	2.8	-0.1	0.0	-0.1	0.0	0.5
Construction (partial).....	80	—	0.8	0.1	0.1	-0.3	-0.1	0.1

¹ All indexes are subject to revision for 4 months after their originally scheduled publication to incorporate late reports and corrections by survey respondents.

^p Preliminary

“—” Data not available.

NOTE: The term “(partial)” denotes incomplete coverage of the index category.

Table 7. Producer price index percentage changes for commodity and service groupings and individual items, not seasonally adjusted
 [December 2023]

Title	Commodity code		Unadjusted 12-month percent change ¹ Dec. 2022 to Dec. 2023 ^P	Unadjusted 1-month percent change ¹				
	Group code	Item code		July to Aug.	Aug. to Sept. ^P	Sept. to Oct. ^P	Oct. to Nov. ^P	Nov. to Dec. ^P
Goods								
All commodities.....	00	000000	-3.2	1.5	0.5	-1.5	-0.9	-1.3
Industrial commodities.....	IND	THRU15	-2.5	2.0	0.6	-1.6	-1.1	-1.4
Farm products, processed foods and feeds.....	PFF	PLUS02	-6.6	-0.6	-0.2	-1.0	0.2	-0.8
Farm products.....	01	—	-17.8	-3.0	-1.8	-3.0	2.9	-1.5
Fruits & melons, fresh/dry vegs. & nuts.....	01	1	-28.6	-3.3	-6.3	-3.4	12.5	-2.5
Fresh fruits and melons.....	01	11	1.3	4.7	0.2	-6.2	18.3	-0.5
Citrus fruits.....	01	1101	5.8	1.3	11.3	-10.8	5.4	-10.6
Grapefruits.....	01	110101	10.7	-2.4	-2.9	29.8	5.9	-0.7
Lemons.....	01	110104	24.4	3.4	12.6	6.8	-11.9	-6.9
Valencia oranges.....	01	110105	—	0.9	16.0	5.8	—	—
Navel oranges.....	01	110106	8.6	—	—	—	19.0	-14.9
Tangerines.....	01	110108	-36.5	—	—	—	0.3	-11.8
Other fruits and berries.....	01	1102	2.4	6.7	-2.7	-6.0	22.1	1.4
Plums and fresh prunes.....	01	110201	—	-21.0	9.5	-4.6	—	—
Nectarines.....	01	110202	—	-3.5	8.7	—	—	—
Avocados.....	01	110205	-22.3	15.5	23.0	17.1	-31.9	-4.1
Kiwifruit.....	01	110206	19.6	—	—	—	—	—
Granny Smith apples.....	01	110208	-26.6	—	—	—	4.3	-8.3
Golden delicious apples.....	01	110211	-27.7	—	—	—	-11.1	-12.5
Red delicious apples.....	01	110215	-23.1	1.1	1.8	-7.3	-12.5	-5.6
McIntosh apples.....	01	110216	3.0	0.0	-6.7	-0.7	-2.0	-2.5
Peaches.....	01	110219	—	-0.9	0.6	-12.3	—	—
Gala apples.....	01	110220	-29.8	3.6	-7.7	-13.3	-6.4	-0.7
Pears.....	01	110221	-13.9	-2.3	-11.8	-4.9	-4.6	-0.8
Strawberries.....	01	110222	10.1	80.0	-48.1	28.6	133.3	4.5
Raspberries.....	01	110224	—	-19.0	23.5	-42.9	—	—
Blackberries.....	01	110225	—	63.6	-27.8	23.1	—	—
Blueberries.....	01	110227	—	-0.7	—	—	—	—
Grapes.....	01	110228	20.7	-2.1	10.9	-2.5	0.5	2.7
Table grapes.....	01	1102281	62.3	-7.2	38.8	-7.1	1.6	7.9
Wine grapes.....	01	1102283	5.6	0.0	0.0	0.0	0.0	0.0
Juice grapes.....	01	1102284	15.2	0.0	0.0	0.0	0.0	0.0
Fuji apples.....	01	110229	-36.0	3.4	18.2	-6.4	-11.8	-16.0
Empire apples.....	01	110230	-7.7	—	—	—	0.0	-5.6
Melons.....	01	1103	—	-20.3	15.8	11.8	—	—
Cantaloupes.....	01	110301	—	-32.6	86.5	17.5	—	—
Honeydews.....	01	110302	—	—	15.4	63.8	—	—
Watermelons.....	01	110303	—	-10.8	-3.3	2.5	—	—
Fresh and dry vegetables.....	01	13	-51.2	-11.5	-13.9	-1.7	11.2	-5.6
Dry vegetables.....	01	1301	4.9	1.0	1.7	1.0	4.0	1.2
Dry beans.....	01	13011	4.3	-0.1	1.6	0.4	2.3	0.1
Dry pinto beans.....	01	130110	9.2	-0.5	2.7	3.1	3.8	0.0
Dry great northern beans.....	01	130111	5.0	0.0	5.0	0.0	0.0	0.0
Dry pea beans.....	01	130113	-14.7	2.9	-1.6	-8.0	-0.4	0.2
Dry kidney beans.....	01	130114	-10.2	-3.8	0.7	-4.2	2.4	0.0
Dry small red beans.....	01	130115	17.9	—	—	—	3.2	1.0
Dry garbanzo beans.....	01	130116	13.4	0.0	2.4	0.0	0.0	0.0
Dry black beans.....	01	130117	3.3	0.0	0.0	1.8	3.0	0.7
Dry peas and lentils.....	01	13012	5.8	2.7	1.9	2.0	6.5	2.8
Dry peas.....	01	130120	-8.9	-0.7	0.3	2.9	6.9	-1.4
Dry lentils.....	01	130121	39.3	9.0	4.4	0.7	5.9	9.9
Fresh vegetables, except potatoes.....	01	1302	-54.8	-9.2	-3.5	3.5	16.7	-6.6
Cabbage.....	01	130211	15.0	-10.7	16.1	32.3	3.5	0.0
Carrots.....	01	130212	22.6	4.0	0.0	22.2	-0.3	0.0
Celery.....	01	130213	-58.8	-80.3	14.8	18.1	42.2	-6.7
Sweet corn.....	01	130214	—	-39.2	6.4	14.8	67.6	5.7
Lettuce.....	01	130215	-84.2	21.3	-35.6	16.4	28.7	-32.6
Dry onions.....	01	130216	12.8	-24.7	1.9	-16.0	7.3	32.3
Tomatoes.....	01	130217	—	-15.6	54.5	-33.9	13.4	23.8
Snap beans.....	01	130218	40.2	—	—	—	—	-13.6
Broccoli.....	01	130222	-65.2	-16.4	3.9	17.9	10.2	-39.2
Cauliflower.....	01	130223	-65.8	-30.7	92.4	76.1	-53.1	-3.6

See footnotes at end of table.

Table 7. Producer price index percentage changes for commodity and service groupings and individual items, not seasonally adjusted — Continued
 [December 2023]

Title	Commodity code		Unadjusted 12-month percent change ¹	Unadjusted 1-month percent change ¹				
	Group code	Item code		Dec. 2022 to Dec. 2023 ^P	July to Aug.	Aug. to Sept. ^P	Sept. to Oct. ^P	Oct. to Nov. ^P
Spinach.....	01	130224	-	25.7	-10.7	-14.9	-19.6	-
Greens.....	01	130225	6.0	5.8	-7.5	5.8	-4.4	3.7
Endive.....	01	130226	-	-19.4	-9.1	64.5	4.0	-
Green peppers.....	01	130228	-26.0	41.5	-29.2	-1.2	35.3	-19.6
Eggplant.....	01	130229	32.3	-	-	0.6	-17.7	20.0
Squash.....	01	130231	82.3	10.2	52.3	-58.1	37.8	91.0
Beets.....	01	130232	-19.2	-5.1	0.4	10.1	2.8	1.8
Cucumbers.....	01	130234	38.3	-7.6	13.6	-11.2	-10.7	43.5
Artichokes.....	01	130235	-4.5	-4.9	10.4	31.9	52.4	0.4
Pumpkins.....	01	130236	-	-	-	2.2	-	-
Sweet potatoes.....	01	1303	11.6	3.3	-0.5	3.6	9.9	1.9
Sweet potatoes.....	01	130301	11.6	3.3	-0.5	3.6	9.9	1.9
Potatoes.....	01	1306	-52.7	-17.6	-34.0	-15.0	-1.5	-5.8
Round white potatoes.....	01	130602	-	0.0	-	-	-	-
Russet potatoes.....	01	130603	-56.3	-20.0	-34.6	-16.9	-1.5	-6.5
Round red potatoes.....	01	130604	-17.5	-25.3	-23.9	5.9	-1.5	0.0
Round yellow potatoes.....	01	130605	-23.6	-	-32.9	-4.1	-1.5	0.0
Tree nuts.....	01	19	-1.8	2.1	-2.5	0.0	0.7	0.0
Tree nuts.....	01	1901	-1.8	2.1	-2.5	0.0	0.7	0.0
Pecans.....	01	190101	0.0	0.0	0.0	0.0	0.0	0.0
Almonds.....	01	190102	-1.0	3.2	-1.0	0.0	1.0	0.0
Filberts.....	01	190103	-1.1	0.0	0.0	0.0	0.0	0.0
Walnuts.....	01	190104	6.7	0.0	0.0	0.0	0.0	0.0
Macadamias.....	01	190105	-26.7	0.0	0.0	0.0	0.0	0.0
Pistachios.....	01	190106	-16.7	0.0	-16.7	0.0	0.0	0.0
Grains.....	01	2	-29.6	-6.9	-7.6	-2.3	-0.4	0.6
Wheat.....	01	21	-24.4	-7.9	-5.2	-6.0	-1.2	2.4
Wheat.....	01	2101	-24.4	-7.9	-5.2	-6.0	-1.2	2.4
Hard red winter wheat.....	01	210101	-28.6	-10.2	-3.7	-9.0	-5.0	3.2
Hard red spring wheat.....	01	210102	-22.4	-7.2	-9.1	-7.1	6.9	-0.7
Soft white wheat.....	01	210103	-21.1	-8.0	-1.4	0.7	-1.5	0.0
Soft red winter wheat.....	01	210104	-18.6	-7.5	-7.8	0.7	3.7	6.9
Hard amber durum wheat.....	01	210105	3.4	34.8	-8.8	-1.4	-4.1	-1.8
Other grains.....	01	22	-31.4	-7.2	-7.8	-1.6	-0.5	0.2
Barley.....	01	2201	-35.4	2.7	-7.0	-4.5	-2.9	-10.8
Barley.....	01	220101	-35.4	2.7	-7.0	-4.5	-2.9	-10.8
Corn.....	01	2202	-31.4	-7.4	-8.0	-1.8	-0.5	0.5
Corn.....	01	220205	-31.4	-7.4	-8.0	-1.8	-0.5	0.5
Oats.....	01	2203	-0.1	5.4	2.4	-3.1	-2.2	-1.3
Oats.....	01	220311	-0.1	5.4	2.4	-3.1	-2.2	-1.3
Sorghum.....	01	2205	-31.1	-6.1	-0.8	5.6	0.7	-2.6
Sorghum.....	01	220501	-31.1	-6.1	-0.8	5.6	0.7	-2.6
Rough rice.....	01	23	-9.4	1.4	-13.1	-0.9	3.5	0.0
Rough rice.....	01	2301	-9.4	1.4	-13.1	-0.9	3.5	0.0
Rough rice.....	01	230103	-9.4	1.4	-13.1	-0.9	3.5	0.0
Long grain rough rice.....	01	2301031	-8.2	0.6	-7.7	-1.3	1.3	0.0
Medium/short grain rough rice.....	01	2301032	-11.5	2.8	-22.2	0.0	7.8	0.0
Livestock.....	01	3	10.9	0.5	-2.2	-2.7	-4.5	-3.5
Slaughter cattle.....	01	31	12.6	1.6	-0.2	-1.5	-4.7	-3.3
Slaughter steers and heifers.....	01	3101	8.2	1.5	-0.3	0.0	-3.9	-5.0
Slaughter steers and heifers.....	01	310199	8.2	1.5	-0.3	0.0	-3.9	-5.0
Slaughter cows and bulls.....	01	3102	36.7	1.9	0.1	-7.5	-8.5	3.9
Slaughter cows and bulls.....	01	310299	36.7	1.9	0.1	-7.5	-8.5	3.9
Slaughter vealers.....	01	3103	1.5	1.3	2.4	0.4	0.5	0.1
Slaughter vealers.....	01	310399	1.5	1.3	2.4	0.4	0.5	0.1
Slaughter hogs.....	01	32	-39.6	-3.1	-18.1	-6.5	-12.2	-23.6
Slaughter barrows and gilts.....	01	3201	-40.5	-4.0	-18.1	-5.7	-14.0	-23.7
Slaughter barrows and gilts.....	01	320199	-40.5	-4.0	-18.1	-5.7	-14.0	-23.7
Slaughter sows.....	01	3202	-1.4	55.3	-20.1	-36.4	88.8	-19.0
Slaughter sows.....	01	320299	-1.4	55.3	-20.1	-36.4	88.8	-19.0
Slaughter lambs.....	01	33	22.6	1.5	3.2	4.5	5.5	-11.5
Slaughter lambs.....	01	3301	22.6	1.5	3.2	4.5	5.5	-11.5
Slaughter lambs.....	01	330199	22.6	1.5	3.2	4.5	5.5	-11.5

See footnotes at end of table.

Table 7. Producer price index percentage changes for commodity and service groupings and individual items, not seasonally adjusted — Continued
 [December 2023]

Title	Commodity code		Unadjusted 12-month percent change ¹	Unadjusted 1-month percent change ¹				
	Group code	Item code		Dec. 2022 to Dec. 2023 ^P	July to Aug.	Aug. to Sept. ^P	Sept. to Oct. ^P	Oct. to Nov. ^P
Feeder and replacement cattle.....	01	34	43.0	1.5	4.7	-2.4	-1.1	4.3
Feeder and replacement cattle.....	01	3401	43.0	1.5	4.7	-2.4	-1.1	4.3
Feeder and replacement cattle.....	01	340199	43.0	1.5	4.7	-2.4	-1.1	4.3
Slaughter poultry.....	01	4	-5.2	-9.8	3.8	-4.0	1.3	10.3
Slaughter chickens.....	01	41	1.6	-10.1	5.1	-3.0	0.7	12.8
Broilers and other meat type chickens.....	01	4102	1.6	-10.1	5.1	-3.0	0.7	12.8
Slaughter chickens.....	01	410299	1.6	-10.1	5.1	-3.0	0.7	12.8
Slaughter turkeys.....	01	42	-37.4	-8.9	-3.1	-11.4	5.9	-4.6
Slaughter turkeys.....	01	4201	-37.4	-8.9	-3.1	-11.4	5.9	-4.6
Slaughter turkeys.....	01	420199	-37.4	-8.9	-3.1	-11.4	5.9	-4.6
Slaughter ducks.....	01	43	0.0	0.0	0.0	-0.3	0.0	0.0
Slaughter ducks.....	01	4301	0.0	0.0	0.0	-0.3	0.0	0.0
Slaughter ducks.....	01	430199	0.0	0.0	0.0	-0.3	0.0	0.0
Raw cotton.....	01	5	-7.0	4.6	1.6	-1.5	-6.2	3.6
Raw cotton.....	01	51	-7.0	4.6	1.6	-1.5	-6.2	3.6
Raw cotton.....	01	5101	-7.0	4.6	1.6	-1.5	-6.2	3.6
Raw cotton.....	01	510101	-7.0	4.6	1.6	-1.5	-6.2	3.6
Upland cotton.....	01	5101011	-3.8	4.1	1.7	-1.7	-6.6	3.9
Pima cotton.....	01	5101012	-35.5	10.8	0.0	0.0	-0.1	0.1
Raw milk.....	01	6	-12.1	13.2	6.6	2.9	0.5	0.1
Raw milk.....	01	61	-12.1	13.2	6.6	2.9	0.5	0.1
Raw milk.....	01	6101	-12.1	13.2	6.6	2.9	0.5	0.1
Raw milk.....	01	610102	-12.1	13.2	6.6	2.9	0.5	0.1
Chicken eggs.....	01	7	-64.8	6.3	7.4	-10.8	58.8	-14.4
Chicken eggs.....	01	71	-64.8	6.3	7.4	-10.8	58.8	-14.4
Eggs for fresh use.....	01	7107	-61.5	9.8	8.1	-12.9	71.2	-20.5
Eggs, jumbo.....	01	710701	-61.3	11.3	11.6	-2.7	37.5	-21.9
Eggs, extra large.....	01	710702	-61.6	8.4	10.0	-17.2	71.3	-20.7
Eggs, large.....	01	710703	-63.2	12.4	7.5	-14.7	74.0	-21.4
Eggs, medium.....	01	710704	-53.7	0.6	7.1	-0.5	67.3	-17.3
Eggs, small.....	01	710705	-44.2	0.0	9.6	0.0	42.9	6.9
Breaker stock and checks and undergrades.....	01	7108	-69.6	0.0	6.1	-6.5	35.8	0.0
Breaker stock.....	01	710801	-69.4	0.0	6.1	-6.3	35.4	0.0
Checks and undergrades.....	01	710802	-70.8	0.0	6.1	-8.3	38.4	0.0
Hay, hayseeds, and oilseeds.....	01	8	-16.5	-9.9	-0.2	-5.7	8.3	-5.6
Hay and hayseeds.....	01	81	-37.9	-18.2	5.4	-4.7	7.1	-17.5
Hay and hayseeds.....	01	8101	-37.9	-18.2	5.4	-4.7	7.1	-17.5
Alfalfa hay.....	01	810101	-38.8	-14.5	9.0	-1.7	-4.6	-9.6
All other hay.....	01	810102	-37.0	-21.6	1.8	-7.8	20.2	-24.6
Oilseeds.....	01	83	-12.4	-8.5	-1.0	-5.9	8.5	-3.8
Oilseeds.....	01	8301	-12.4	-8.5	-1.0	-5.9	8.5	-3.8
Peanuts.....	01	830111	-	-1.2	-6.3	-3.0	11.2	-
Cottonseed.....	01	830121	-21.0	2.5	1.9	2.1	-0.6	0.4
Soybeans.....	01	830131	-12.9	-9.2	-1.0	-6.3	9.1	-3.9
Flaxseed.....	01	830151	-	8.2	5.7	3.6	-4.8	-
Sunflower.....	01	830161	-34.3	-6.0	7.6	-6.9	-9.0	-2.9
Canola.....	01	830171	-22.4	-5.1	-4.9	-3.9	2.7	-6.6
Miscellaneous oil crops.....	01	830181	5.4	-0.1	0.5	0.0	-0.5	0.0
Processed foods and feeds.....	02	-	-1.0	0.5	0.5	-0.2	-0.9	-0.6
Cereal and bakery products.....	02	1	1.5	-0.1	0.3	-0.3	-0.4	0.1
Bakery products.....	02	11	3.5	0.1	1.0	0.0	0.1	0.1
Bread (white, wheat, rye, etc.), including frozen.....	02	1102	3.8	-0.5	1.1	-0.2	-0.1	0.3
Bread (white, wheat, rye, etc.), including frozen.....	02	110201	3.8	-0.5	1.1	-0.2	-0.1	0.3
White pan bread.....	02	11020111	3.3	-1.3	1.0	-0.4	-0.1	0.4
White hearth bread (French, Italian, etc.).....	02	11020112	3.0	0.3	0.0	0.5	0.1	0.0
Dark wheat breads (whole wheat, cracked wheat, multigrain, etc.).....	02	11020113	5.7	0.0	-0.6	-0.3	-0.1	0.3
Other variety breads (rye, unleavened, raisin, potato, self-rising, salt-free, canned, etc.).....	02	11020114	3.6	-0.1	3.3	0.0	-0.1	0.4
Rolls (bread-type), muffins, bagels, and croissants.....	02	1105	1.5	0.9	1.6	0.2	0.4	-0.3
Rolls (bread-type), muffins, bagels, and croissants.....	02	110505	1.5	0.9	1.6	0.2	0.4	-0.3

See footnotes at end of table.

Table 7. Producer price index percentage changes for commodity and service groupings and individual items, not seasonally adjusted — Continued
 [December 2023]

Title	Commodity code		Unadjusted 12-month percent change ¹ Dec. 2022 to Dec. 2023 ^P	Unadjusted 1-month percent change ¹				
	Group code	Item code		July to Aug.	Aug. to Sept. ^P	Sept. to Oct. ^P	Oct. to Nov. ^P	Nov. to Dec. ^P
Rolls, hamburger and wiener.....	02	11050501	-3.6	0.0	2.8	0.2	0.3	0.0
All other rolls, bread-type (incl. muffins, bagels, and croissants).....	02	11050502	6.2	1.6	0.7	0.2	0.4	-0.5
Other sweet goods, excluding frozen.....	02	1107	6.8	0.0	0.2	0.0	0.1	0.1
Other sweet goods, excluding frozen.....	02	110703	6.8	0.0	0.2	0.0	0.1	0.1
Soft cakes, excluding frozen.....	02	1108	6.2	0.7	2.3	-0.1	-0.6	0.2
Soft cakes, excluding frozen.....	02	110803	6.2	0.7	2.3	-0.1	-0.6	0.2
Pies (fruit, cream, and custard), excluding frozen.....	02	1109	—	—	—	—	0.4	0.8
Pies (fruit, cream, and custard), excluding frozen.....	02	110903	—	—	—	—	0.4	0.8
Cookies, crackers, and related products.....	02	1121	2.5	0.0	0.0	0.0	0.0	0.0
Cookies, wafers, and ice cream cones and cups (excluding frozen).....	02	112103	3.8	0.0	0.0	0.0	0.0	0.0
Crackers, biscuits, and related products.....	02	112104	0.2	0.0	0.0	0.0	0.0	0.0
Saltines and all other crackers, cracker meal and crumbs, and biscuits.....	02	1121042	0.2	0.0	0.0	0.0	0.0	0.0
Retail bakery products, excluding retail trade.....	02	1130	5.7	-0.2	0.8	0.0	0.3	0.2
Retail bakery products, excluding retail trade.....	02	113001	5.7	-0.2	0.8	0.0	0.3	0.2
Flour and flour base mixes and doughs.....	02	12	-4.4	-0.5	0.1	-0.7	-0.2	0.6
Wheat flour.....	02	1203	-9.0	-2.4	0.7	-1.5	-0.3	1.7
Wheat flour.....	02	120301	-9.0	-2.4	0.7	-1.5	-0.3	1.7
Flour base mixes and doughs.....	02	1204	-1.6	0.6	-0.2	-0.2	-0.2	0.0
Flour base mixes and doughs.....	02	120401	-1.6	0.6	-0.2	-0.2	-0.2	0.0
Prepared flour mixes, including refrigerated and frozen doughs and batters, made in flour mills.....	02	1204011	-0.6	-0.2	0.0	-0.3	0.0	0.0
Flour mixes, excluding cake mixes, made from purchased flour.....	02	1204013	-1.9	0.8	-0.3	-0.2	-0.3	0.0
Milled rice and byproducts.....	02	13	-3.9	-0.9	-2.7	-1.6	-1.4	0.2
Head rice.....	02	1301	-0.2	-0.3	-2.3	-0.6	-0.5	1.0
Head rice.....	02	130106	-0.2	-0.3	-2.3	-0.6	-0.5	1.0
Head rice not packaged with other ingredients.....	02	1301066	-1.6	-0.4	-2.9	-0.8	-1.0	1.0
Milled rice (incl second heads, screenings, brewers, bran, sharps, rice flour, and byproducts).....	02	1302	-8.3	-1.7	-3.2	-2.8	-2.6	-1.0
Milled rice (incl second heads, screenings, brewers, bran, sharps, rice flour, and byproducts).....	02	130201	-8.3	-1.7	-3.2	-2.8	-2.6	-1.0
Cereal and pasta products.....	02	14	3.2	-0.1	-0.5	-0.2	-1.4	-0.1
Dry macaroni, spaghetti, and egg noodle products, made from purchased flour.....	02	1402	0.1	0.0	0.0	1.2	0.0	0.0
Dry macaroni, spaghetti, and egg noodle products, made from purchased flour.....	02	140203	0.1	0.0	0.0	1.2	0.0	0.0
Dry macaroni, spaghetti, and egg noodle products, made from purchased flour.....	02	14020303	0.1	0.0	0.0	1.2	0.0	0.0
Cereal and mill products, other than flour.....	02	1409	3.9	-0.2	-0.6	-0.5	-1.7	-0.1
Manufactured starch, made by wet milling.....	02	140907	38.9	0.7	-1.3	1.6	-3.1	0.6
Wheat mill products, corn mill products, and other grain mill products except flour.....	02	140908	-16.4	-1.0	-1.2	-2.6	-3.6	-0.8
Wheat mill products, except flour.....	02	1409081	-24.5	-5.8	-1.1	-3.8	-2.6	1.7
Corn mill products.....	02	1409082	-12.6	2.7	-1.8	-2.0	-5.2	-2.1
Other grain mill products.....	02	1409083	-11.4	-2.5	0.1	-2.5	-1.2	-1.2
Breakfast cereal.....	02	140909	9.3	0.0	0.0	0.0	0.0	0.0
Meats, poultry, and fish.....	02	2	0.9	-0.7	1.4	-0.5	-3.2	-0.7
Meats.....	02	21	6.8	-1.3	0.3	-0.4	-0.5	-1.4
Beef and veal products, fresh or frozen.....	02	2101	20.4	-3.4	1.1	-0.4	1.7	-0.5
Beef, fresh/frozen variety meats, not canned or made into sausage, made in slaughtering plants.....	02	210126	9.6	1.0	1.2	-1.8	-1.1	-1.1
Beef, fresh/frozen whole/half carcass, not canned or made into sausage, misp.....	02	210131	13.7	5.0	0.6	3.7	-4.5	-6.5
Beef, fresh/frozen, primal and subprimal cuts, made in slaughtering plants.....	02	210133	22.4	-4.6	1.2	-0.7	2.8	0.2
Lamb/mutton, fresh or frozen, not canned or made into sausage, made in slaughtering plants.....	02	2103	2.3	0.1	0.8	1.3	-1.6	2.7
Lamb/mutton, fresh or frozen, not canned or made into sausage, made in slaughtering plants.....	02	210321	2.3	0.1	0.8	1.3	-1.6	2.7
Pork products, fresh, frozen, or processed, except sausage.....	02	2104	-6.7	0.0	0.0	0.8	-3.2	-2.7
Pork, fresh/frozen, unprocessed, all cuts, except sausage, made in slaughtering plants.....	02	210444	-4.7	-2.8	-2.3	2.2	-1.6	-2.2
Pork, processed or cured, not canned or made into sausage.....	02	210447	-8.8	3.1	2.4	-0.7	-4.9	-3.3
Pork, processed or cured, not canned or made into sausage, made in slaughtering plants.....	02	2104471	8.3	5.8	2.1	-0.4	-1.8	2.2
Pork, processed or cured, not canned or made into sausage, mfpc.....	02	2104472	-14.0	2.1	2.5	-0.8	-6.0	-5.3
Pork, sweet-pickled, dry-cured, or dry salt, not canned or made into sausage, mfpc.....	02	21044721	-0.2	-0.1	-0.3	-0.7	0.5	0.1

See footnotes at end of table.

Table 7. Producer price index percentage changes for commodity and service groupings and individual items, not seasonally adjusted — Continued
 [December 2023]

Title	Commodity code		Unadjusted 12-month percent change ¹ Dec. 2022 to Dec. 2023 ^P	Unadjusted 1-month percent change ¹				
	Group code	Item code		July to Aug.	Aug. to Sept. ^P	Sept. to Oct. ^P	Oct. to Nov. ^P	Nov. to Dec. ^P
Smoked hams and picnics, excluding canned, made from purchased carcasses.....	02	21044722	0.0	-1.4	1.5	-0.7	-2.9	1.8
Smoked slab bacon, made from purchased carcasses.....	02	21044723	-20.1	10.8	-3.7	-5.7	-1.1	-6.2
Smoked sliced bacon, made from purchased carcasses.....	02	21044724	-21.6	3.8	5.6	0.0	-12.5	-6.3
Other smoked pork, not canned or made into sausage, made from purchased carcasses.....	02	21044725	-6.6	-0.2	0.5	-0.1	-0.2	-0.5
Boiled ham, barbecue pork, and other cooked pork, excluding canned meats and sausage, mfpc.....	02	21044726	-26.4	3.5	1.1	-1.2	-1.5	-21.6
Other meats, fresh, frozen, or canned.....	02	2105	1.9	0.6	-0.5	-1.3	-1.4	-1.8
Fresh/processed sausage, deli & cooked meats, etc.....	02	210503	1.5	3.3	-1.6	-1.0	1.2	0.2
Fresh and processed sausage, deli, and cooked meats, made in slaughtering plants.....	02	2105031	-1.6	-0.2	4.2	2.7	-2.4	1.1
Fresh and processed sausage, deli, and cooked meats, mfpc.....	02	2105032	2.0	3.8	-2.4	-1.5	1.7	0.1
Fresh sausage (pork sausage, breakfast links, etc.), excluding canned, mfpc.....	02	21050321	1.6	6.9	-3.8	-7.2	4.7	1.4
Dry or semidry sausage (salami, cervelat, pepperoni, summer sausage, pork roll, etc), mfpc.....	02	21050322	0.8	4.3	0.7	-0.8	-0.6	-1.3
Frankfurters, including wieners, excluding canned, made from purchased carcasses.....	02	21050323	2.1	-0.1	0.3	0.2	0.0	-0.5
Other sausage (smoked or cooked) & jellied goods & similar preparations, excluding canned, mfpc.....	02	21050324	4.7	1.0	-7.3	6.0	2.4	0.7
Boxed meat (beef, pork, lamb, etc.), made from purchased carcasses...	02	210504	2.2	0.3	0.4	-0.3	0.3	-2.7
Canned meats, excluding dog, cat, and baby food.....	02	210579	1.5	0.2	-0.4	-1.8	1.0	-0.1
Frozen ground meat patties and other processed, frozen, or cooked meats, mfpc.....	02	210586	2.1	-1.7	0.2	-1.9	-4.8	-3.7
Processed poultry.....	02	22	-9.8	1.1	4.8	-0.6	-10.5	0.8
Young chickens, including bulk, chilled, frozen, whole, and in parts.....	02	2203	-3.8	0.6	4.6	-0.8	-10.6	2.9
Young chickens, including bulk, chilled, frozen, whole, and in parts.....	02	220333	-3.8	0.6	4.6	-0.8	-10.6	2.9
Turkeys, including frozen, whole, and in parts.....	02	2206	-40.4	-3.2	-2.5	-1.4	-1.6	-2.3
Turkeys, including frozen, whole, and in parts.....	02	220611	-40.4	-3.2	-2.5	-1.4	-1.6	-2.3
Canned, cooked, smoked or prepared poultry.....	02	2208	-3.3	4.2	9.3	-0.2	-15.6	-2.6
Canned, cooked, smoked or prepared poultry.....	02	220811	-3.3	4.2	9.3	-0.2	-15.6	-2.6
Chicken hens and other poultry/small game.....	02	2209	2.9	0.0	0.0	0.2	-0.3	3.3
Other poultry/small game (duck, goose, rabbit, etc.).....	02	220911	2.0	0.0	0.0	0.6	-1.0	3.3
Unprocessed and prepared seafood.....	02	23	-4.3	-1.8	-0.8	-0.8	0.3	0.2
Unprocessed finfish.....	02	2301	-15.5	-1.2	-8.0	-1.1	1.6	1.1
Haddock.....	02	230101	-44.6	-18.8	-4.4	6.7	-43.0	14.8
Halibut.....	02	230102	-	-10.3	-9.1	-12.6	26.3	-25.2
Salmon.....	02	230103	-	2.6	-	-	-	-
Flounder.....	02	230131	-10.0	71.8	-44.5	-11.7	19.9	6.1
Cod.....	02	230132	-28.8	37.3	-38.7	-6.9	7.6	0.5
Pollock.....	02	230133	40.9	-23.7	10.4	3.2	-2.9	4.1
Tuna.....	02	230136	-4.9	-28.6	15.2	-13.9	-3.9	-4.9
Other finfish.....	02	230199	-15.4	15.2	-11.1	1.5	1.8	3.3
Unprocessed shellfish.....	02	2305	-3.5	-4.4	1.0	1.7	-2.5	2.8
Shrimp.....	02	230501	-20.4	-0.7	-0.5	-0.7	-0.5	-0.4
Crabs.....	02	230502	-	-14.4	-	-	-	-
Lobsters.....	02	230503	19.0	3.1	3.5	0.0	-7.7	12.5
Clams.....	02	230504	-2.5	0.0	0.0	-1.0	0.0	-1.5
Oysters.....	02	230505	-2.0	0.0	0.0	0.0	0.0	-2.0
Sea scallops.....	02	230506	-9.3	0.6	0.3	7.0	-0.7	0.0
Mussels.....	02	230507	0.0	0.0	0.0	0.0	0.0	0.0
Prepared fresh and frozen seafood.....	02	2306	-3.0	-1.4	-0.2	-0.8	0.8	-0.6
Prepared fresh fish/seafood, inc. surimi/surimi-based products.....	02	230601	-3.5	-0.8	1.1	-1.1	2.4	-1.4
Prepared frozen fish.....	02	230602	-8.6	-1.2	-0.7	-2.0	0.1	-0.9
Prepared frozen shellfish.....	02	230603	-12.7	-4.5	-1.3	1.9	2.3	1.3
Other prepared fresh and frozen seafood.....	02	230604	28.6	-0.2	0.0	0.7	-1.4	0.0
Dairy products.....	02	3	-7.0	2.1	1.7	1.6	-0.6	-1.3
Fluid milk products.....	02	31	-0.9	-0.1	2.9	3.3	0.4	-1.3
Packaged fluid milk and related products.....	02	3103	-3.3	-1.1	3.7	2.7	-0.2	0.0
Fluid whole milk.....	02	310301	-3.0	-1.5	4.5	2.3	1.1	0.1
Reduced fat and lowfat milk (1/2-2).....	02	310302	-3.4	-1.6	4.4	2.0	-1.7	1.3
Fat free or skim milk.....	02	310303	-1.8	-1.7	3.9	3.4	-3.7	2.4
Other fluid milk related products, packaged, incl. cartons, bottles, cans, and dispenser cans.....	02	310304	-4.2	0.3	1.6	4.2	1.3	-2.6
Cottage cheese.....	02	3104	1.1	0.4	0.1	0.9	1.3	0.0
Cottage cheese.....	02	310401	1.1	0.4	0.1	0.9	1.3	0.0

See footnotes at end of table.

Table 7. Producer price index percentage changes for commodity and service groupings and individual items, not seasonally adjusted — Continued
 [December 2023]

Title	Commodity code		Unadjusted 12-month percent change ¹	Unadjusted 1-month percent change ¹				
	Group code	Item code		Dec. 2022 to Dec. 2023 ^P	July to Aug.	Aug. to Sept. ^P	Sept. to Oct. ^P	Oct. to Nov. ^P
Other milk products.....	02	3105	3.2	-0.2	0.8	0.7	-0.3	0.2
Other milk products.....	02	310501	3.2	-0.2	0.8	0.7	-0.3	0.2
Yogurt, excluding frozen.....	02	3105011	3.2	0.0	-0.1	-0.2	-0.2	0.0
Other packaged milk products.....	02	3105012	3.1	-0.6	2.4	2.1	-0.6	0.6
Bulk fluid milk and cream.....	02	3106	-0.5	2.5	4.1	8.6	2.9	-6.7
Bulk fluid milk and cream.....	02	310601	-0.5	2.5	4.1	8.6	2.9	-6.7
Butter.....	02	32	-6.5	8.8	0.7	24.1	-17.3	-5.7
Butter.....	02	3201	-6.5	8.8	0.7	24.1	-17.3	-5.7
Butter.....	02	320114	-6.5	8.8	0.7	24.1	-17.3	-5.7
Natural, processed, and imitation cheese.....	02	33	-9.2	6.5	1.6	-1.8	-1.0	-1.3
Natural cheese, except cottage cheese.....	02	3302	-9.6	6.2	1.7	-1.8	-1.4	-1.3
Natural cheese, except cottage cheese.....	02	330212	-9.6	6.2	1.7	-1.8	-1.4	-1.3
Natural cheese, except lowfat, shipped in consumer packages or containers (3 lbs or less).....	02	3302121	-2.4	-0.6	0.0	0.3	0.0	0.0
Natural cheese, except lowfat, shipped in packages or containers (more than 3 lbs) or in bulk.....	02	3302122	-15.5	12.1	3.5	-3.9	-2.8	-2.2
Lowfat natural cheese, except cottage cheese, shipped in consumer packages (3 lbs. or less).....	02	3302123	0.6	0.2	0.4	-0.1	0.0	0.0
Lowfat natural cheese, except cottage cheese, shipped in packages (more than 3 lbs.) or in bulk.....	02	3302124	-19.8	20.8	3.5	-4.3	-3.3	-3.9
Processed cheese and related products.....	02	3303	-8.0	8.5	1.2	-2.3	0.7	-1.5
Process cheese and related products.....	02	330312	-8.0	8.5	1.2	-2.3	0.7	-1.5
Process cheese, shipped in consumer packages or containers (3 lbs. or less).....	02	3303121	-6.2	7.6	0.8	-4.0	0.8	-0.9
All other process cheese and related products.....	02	3303122	-9.4	9.2	1.6	-0.8	0.6	-2.0
Process cheese shipped in packages or containers (more than 3 lbs.) or in bulk.....	02	33031221	-9.9	-0.8	1.2	10.5	-0.9	-1.5
Cheese food, spread, and other related products.....	02	33031225	-8.9	19.2	1.9	-10.2	2.2	-2.6
Cheese substitutes and imitations.....	02	3304	-	0.0	0.0	0.0	3.2	-
Cheese substitutes and imitations.....	02	330401	-	0.0	0.0	0.0	3.2	-
Raw liquid whey.....	02	3307	-10.0	-0.7	1.3	4.5	4.0	5.5
Raw liquid whey.....	02	330701	-10.0	-0.7	1.3	4.5	4.0	5.5
Ice cream and frozen desserts.....	02	34	1.7	0.0	0.1	0.2	0.0	0.3
Ice cream and frozen desserts.....	02	3402	1.7	0.0	0.1	0.2	0.0	0.3
Ice cream and frozen desserts.....	02	340201	1.7	0.0	0.1	0.2	0.0	0.3
Ice cream, excl. lowfat and nonfat (incl. custards), shipped in bulk (containers 3 gal or more).....	02	3402011	1.7	-0.1	0.2	1.1	-0.1	0.6
Ice cream, incl. custards (excl. lowfat and nonfat) shipped in sizes less than 3 gallons.....	02	3402012	1.4	0.2	0.0	0.1	0.1	0.3
Ice cream, including custards (excluding lowfat and nonfat), novelty forms.....	02	3402013	0.8	0.0	0.1	0.2	0.0	-0.2
Ice cream, including custards, lowfat and nonfat.....	02	3402014	2.8	0.0	0.0	0.0	0.0	1.4
Frozen desserts containing fats other than butterfat (incl. soy, rice, almond, oats, etc.).....	02	3402016	5.3	0.1	-0.1	0.1	0.0	-0.1
Other frozen desserts (yogurt, sherbet, water ices, mellorine, frozen pudding, gelato, etc.).....	02	3402019	3.8	-0.4	0.2	0.2	-0.1	0.6
Dry, condensed, and evaporated milk products.....	02	35	-18.1	-4.9	0.6	0.0	5.0	-0.5
Dry milk products, including feed grade.....	02	3502	-22.4	-7.2	0.7	-0.3	7.1	-0.4
Dry milk products, including feed grade.....	02	350201	-22.4	-7.2	0.7	-0.3	7.1	-0.4
Liquid milk products.....	02	3503	-10.1	0.2	-0.2	0.6	0.2	-0.2
Consumer-type canned milk products.....	02	350301	1.2	0.0	0.3	0.1	0.7	-0.4
Bulk liquid milk products, including feed grade.....	02	350303	-29.9	0.6	-1.5	1.9	-1.1	0.3
Ice cream mixes and related products.....	02	3505	-0.2	0.0	2.2	0.6	2.0	-1.5
Ice cream mixes and related products.....	02	350502	-0.2	0.0	2.2	0.6	2.0	-1.5
Processed fruits and vegetables.....	02	4	9.9	0.3	2.0	0.7	0.0	0.4
Canned fruits and juices.....	02	41	11.4	0.1	1.2	0.7	0.9	1.2
Canned fruits, excluding baby foods.....	02	4101	3.9	0.0	0.3	0.1	-0.1	-0.7
Canned fruits, excluding baby foods.....	02	410105	3.9	0.0	0.3	0.1	-0.1	-0.7
Canned and fresh fruit juices, nectars, and concentrates.....	02	4102	16.2	0.2	1.8	1.1	1.6	2.3
Canned and fresh fruit juices, nectars, and concentrates.....	02	410239	16.2	0.2	1.8	1.1	1.6	2.3
Frozen fruits, juices and ades.....	02	42	18.6	1.0	6.8	5.0	1.8	0.2
Frozen fruits.....	02	4202	-10.0	2.2	0.2	-3.0	0.0	0.6
Frozen fruits.....	02	420209	-10.0	2.2	0.2	-3.0	0.0	0.6
Canned vegetables and juices.....	02	44	5.7	0.5	1.4	0.3	0.0	0.0
Canned vegetables and juices.....	02	4401	5.7	0.5	1.4	0.3	0.0	0.0
Canned vegetables.....	02	440102	2.0	0.2	0.3	-0.8	-0.1	0.0

See footnotes at end of table.

Table 7. Producer price index percentage changes for commodity and service groupings and individual items, not seasonally adjusted — Continued
 [December 2023]

Title	Commodity code		Unadjusted 12-month percent change ¹	Unadjusted 1-month percent change ¹				
	Group code	Item code		Dec. 2022 to Dec. 2023 ^P	July to Aug.	Aug. to Sept. ^P	Sept. to Oct. ^P	Oct. to Nov. ^P
Canned catsup and other tomato based sauces.....	02	440127	9.2	0.8	2.3	1.2	0.0	0.1
Frozen vegetables.....	02	45	12.8	0.6	3.1	0.0	-0.7	0.2
Frozen potato products (French-fried, patties, puffs, etc.).....	02	4502	22.4	0.7	5.4	0.0	-0.8	0.0
Frozen potato products (French-fried, patties, puffs, etc.).....	02	450202	22.4	0.7	5.4	0.0	-0.8	0.0
Frozen vegetables, other than potato products.....	02	4505	0.9	0.6	-0.1	0.0	-0.5	0.5
Frozen vegetables, other than potato products.....	02	450509	0.9	0.6	-0.1	0.0	-0.5	0.5
Dried and dehydrated food.....	02	48	7.8	-0.4	0.0	0.9	-1.1	0.5
Dried and dehydrated food.....	02	4801	7.8	-0.4	0.0	0.9	-1.1	0.5
Dried and dehydrated food.....	02	480101	7.8	-0.4	0.0	0.9	-1.1	0.5
Soup mixes (including dried/dehydrated/freeze-dried) and bouillon....	02	48010101	-0.1	-4.6	0.0	0.0	0.0	0.0
Dried and dehydrated fruits and vegetables, including freeze-dried. ...	02	48010102	8.8	1.2	0.1	0.1	-0.3	0.6
Sugar and confectionery.....	02	5	6.3	0.2	-1.0	0.2	0.3	0.3
Raw cane sugar and sugar cane mill products and byproducts.....	02	52	12.7	0.6	-0.3	4.1	-0.7	-0.3
Raw cane sugar and sugarcane mill products and byproducts.....	02	5201	12.7	0.6	-0.3	4.1	-0.7	-0.3
Raw cane sugar and sugarcane mill products and byproducts.....	02	520106	12.7	0.6	-0.3	4.1	-0.7	-0.3
Refined sugar products and byproducts.....	02	53	9.5	1.1	-2.3	0.9	3.3	0.0
Refined sugar products and byproducts.....	02	5307	9.5	1.1	-2.3	0.9	3.3	0.0
Refined granulated cane sugar and byproducts.....	02	530701	7.4	0.2	1.1	0.0	0.6	0.4
Beet sugar.....	02	530702	11.6	2.0	-5.7	1.9	6.2	-0.3
Confectionery materials.....	02	54	18.5	1.5	-2.0	-0.6	-2.4	1.2
Confectionery materials.....	02	5401	18.5	1.5	-2.0	-0.6	-2.4	1.2
Corn sweeteners, made by wet milling.....	02	540107	14.3	0.9	-4.0	-0.1	-5.6	-2.0
Chocolate coatings, made from cacao beans.....	02	540108	20.9	2.2	1.2	-0.6	2.4	7.0
Other chocolate and cocoa products, made from cacao beans.....	02	540109	25.9	2.7	1.6	-1.7	3.4	6.1
Confectionery end products.....	02	55	1.8	-0.5	-0.4	0.0	0.4	0.2
Candy and nuts.....	02	5503	1.7	-0.6	-0.5	0.0	0.4	0.2
Chocolate and chocolate-type confectionery products.....	02	550301	3.5	0.1	0.7	-0.4	1.1	0.0
Chocolate/chocolate-type confectionery prods, cacao beans.....	02	5503011	7.4	0.0	0.1	0.0	0.0	0.0
Chocolate/confectionery products, made from purchased chocolate, not retailed.....	02	5503014	2.8	0.2	0.9	-0.5	1.3	0.0
Nonchocolate-type confectioneries.....	02	550302	4.0	0.4	0.5	0.0	0.4	0.1
Nuts and seeds (salted, roasted, cooked or blanched).....	02	550304	-2.3	-2.2	-2.8	0.5	-0.4	0.6
Nuts (salted, roasted, cooked, or blanched), sold in bulk.....	02	5503041	-2.5	-2.4	-3.3	0.7	-0.5	0.7
Canned nuts (salted, roasted, cooked, or blanched).....	02	5503042	-0.2	-3.4	4.1	-1.3	1.1	0.4
All other packaged nuts, including all types of seeds (salted, roasted, cooked, or blanched).....	02	5503043	-0.9	1.6	0.4	-0.2	0.1	0.5
Other confectionery-type products.....	02	550305	1.1	0.0	0.0	0.0	0.0	0.3
Beverages and beverage materials.....	02	6	3.2	1.0	-0.1	0.2	-0.3	-0.7
Alcoholic beverages.....	02	61	1.4	0.1	0.4	0.3	0.1	0.1
Malt beverages.....	02	6101	1.5	0.0	0.4	0.7	0.0	-0.1
Bottled beer and ale.....	02	610101	1.6	-0.1	0.0	1.7	0.3	-0.6
Canned beer and ale.....	02	610103	0.7	-0.1	0.1	-0.1	0.0	-0.1
Beer and ale in barrels and kegs.....	02	610105	2.5	0.0	1.0	1.2	-0.1	0.1
All other malt beverages and brewing products.....	02	610108	0.1	0.3	-0.8	0.0	0.4	0.0
Distilled and bottled liquor, excluding brandy.....	02	6102	-1.2	0.0	0.0	-0.1	0.0	0.0
Distilled liquor, excluding brandy.....	02	610202	-3.6	0.0	0.0	0.0	0.0	0.0
Distilled whiskey, all other distilled liquor, excluding brandy.....	02	6102022	-3.6	0.0	0.0	0.0	0.0	0.0
Bottled liquor, excluding brandy.....	02	610204	1.0	0.0	0.0	-0.2	0.0	0.0
Bottled whiskey.....	02	6102041	0.7	0.0	0.0	0.0	0.0	0.0
Bottled gin, vodka, rum, cordials, cocktails, and similar compounds....	02	6102042	1.8	0.0	0.0	-0.5	0.0	0.0
Wines, brandy, and brandy spirits.....	02	6104	2.7	0.3	0.5	0.0	0.2	0.4
Wines, brandy, and brandy spirits.....	02	610441	2.7	0.3	0.5	0.0	0.2	0.4
Wines, white, red & rose grape, and other fruit, 14 percent or less alcohol.....	02	6104411	2.4	0.2	0.6	-0.1	0.3	0.3
Wines, white grape, 14 percent or less alcohol content.....	02	61044111	2.9	0.0	1.2	0.3	0.0	0.1
Wines, red grape, 14 percent or less alcohol content.....	02	61044112	1.8	0.4	0.0	-0.6	0.6	0.3
Wines, rose grape & other fruits & berries, 14 percent or less alcohol.....	02	61044113	2.0	0.0	0.0	0.0	-0.9	2.7
Wines, dessert, effervescent, and wine coolers.....	02	6104412	9.9	1.9	-0.1	4.1	0.0	1.2
Other wines, brandy, and brandy spirits.....	02	6104413	2.0	0.0	0.0	-0.8	-0.4	1.1
Soft drinks.....	02	62	3.9	0.9	-0.8	0.3	-0.6	-2.0
Soft drinks, non-carbonated and bottled water.....	02	6206	-0.9	1.6	-0.9	0.3	-0.3	-7.8
Bottled water, non-carb, processed or pasteurized.....	02	620608	4.1	2.7	-0.4	-1.9	1.4	0.3

See footnotes at end of table.

Table 7. Producer price index percentage changes for commodity and service groupings and individual items, not seasonally adjusted — Continued
 [December 2023]

Title	Commodity code		Unadjusted 12-month percent change ¹ Dec. 2022 to Dec. 2023 ^P	Unadjusted 1-month percent change ¹				
	Group code	Item code		July to Aug.	Aug. to Sept. ^P	Sept. to Oct. ^P	Oct. to Nov. ^P	Nov. to Dec. ^P
Soft drinks, non-carbonated.....	02	620609	-3.7	1.0	-1.2	1.4	-1.2	-12.1
Soft drinks, non-carbonated, all other types.....	02	6206093	6.1	-0.1	0.6	0.4	-0.4	0.7
Soft drinks, non-carbonated, fruit drinks, cocktails, ades.....	02	6206094	-9.4	1.7	-2.1	2.0	-1.6	-19.1
Soft drinks, bottle/can, carbonated, all types.....	02	6210	7.3	0.4	-0.7	0.3	-0.8	2.3
Soft drinks, bottle/can, carbonated, all types.....	02	621001	7.3	0.4	-0.7	0.3	-0.8	2.3
Packaged beverage materials.....	02	63	6.8	5.3	0.3	-0.2	0.0	0.2
Coffee (whole bean, ground, & instant).....	02	6301	6.0	5.8	0.3	-0.2	0.0	0.2
Coffee, concentrated, including coffee substitutes.....	02	630103	2.9	2.9	0.0	0.0	0.0	0.0
Roasted coffee.....	02	630104	6.1	5.9	0.3	-0.2	0.0	0.2
Tea in consumer packages, exc. canned ice tea.....	02	6303	14.2	0.8	0.1	-0.3	-0.3	0.5
Tea in consumer packages, exc. canned ice tea.....	02	630313	14.2	0.8	0.1	-0.3	-0.3	0.5
Other beverage materials.....	02	64	5.2	0.0	0.0	0.0	-0.7	0.0
Other beverage materials.....	02	6401	5.2	0.0	0.0	0.0	-0.7	0.0
Malt and malt byproducts.....	02	640101	10.1	0.0	0.0	0.1	0.0	0.0
Liquid beverage bases, excluding use by soft drink bottlers.....	02	640109	-0.9	0.0	0.0	0.0	-2.3	0.0
Fats and oils.....	02	7	-18.2	4.9	-0.8	-0.3	-0.3	-1.7
Shortening, cooking oil, and margarine.....	02	78	-10.2	-0.1	-3.9	-2.9	1.4	-1.8
Shortening, cooking oil, and margarine.....	02	7801	-10.2	-0.1	-3.9	-2.9	1.4	-1.8
Margarine, butter blends, and butter substitutes.....	02	780109	-	-4.0	-1.0	-	-	-
Shortening and cooking oils.....	02	780115	-11.3	0.8	-4.6	-3.6	1.8	-2.2
Other oilseed processing.....	02	7A	-24.9	4.3	0.0	3.3	-0.1	-2.0
Other oilseed processing.....	02	7A01	-24.9	4.3	0.0	3.3	-0.1	-2.0
Cotton linters.....	02	7A0104	-53.6	-12.7	-35.4	-1.9	0.0	-4.6
Cottonseed cake, meal, hulls, and other byproducts.....	02	7A0105	-15.5	-2.0	-1.3	-0.3	1.0	-1.9
Cottonseed cake and meal.....	02	7A01051	-13.7	-2.6	-6.5	-0.5	2.9	0.0
Other crude and refined vegetable oils and other vegetable mill products.....	02	7A0106	-2.6	0.8	0.4	-0.9	-0.1	0.0
Other crude vegetable oils, including linseed, peanut, sunflower, safflower, etc.....	02	7A01061	-2.9	0.9	0.1	-0.4	-0.1	-0.2
Other vegetable oil mill products, including all oil seed cake and meal.....	02	7A01063	-1.5	0.7	0.6	-1.4	0.0	0.5
Corn oil, crude and refined.....	02	7B	-20.6	-	8.4	-2.3	-7.3	-0.1
Corn oil, made by wet milling.....	02	7B01	-20.6	-	8.4	-2.3	-7.3	-0.1
Corn oil, made by wet milling.....	02	7B0101	-20.6	-	8.4	-2.3	-7.3	-0.1
Miscellaneous processed foods.....	02	8	-2.2	0.9	0.0	-0.4	0.2	0.1
Canned jams, jellies, and preserves.....	02	81	2.0	0.1	0.1	-0.2	0.0	0.0
Canned jams, jellies, and preserves.....	02	8101	2.0	0.1	0.1	-0.2	0.0	0.0
Canned jams, jellies, and preserves.....	02	810102	2.0	0.1	0.1	-0.2	0.0	0.0
Pickles and other pickled products, including horseradish.....	02	82	-1.4	0.6	0.0	-1.2	0.0	0.0
Pickles and other pickled products.....	02	8201	-1.4	0.6	0.0	-1.2	0.0	0.0
Pickles and other pickled products, including horseradish.....	02	820106	-1.4	0.6	0.0	-1.2	0.0	0.0
Specialty canning.....	02	84	7.5	9.8	0.0	0.0	-0.1	0.0
Specialty canning.....	02	8401	7.5	9.8	0.0	0.0	-0.1	0.0
Canned dry beans.....	02	840102	9.4	0.0	0.2	0.0	0.1	0.0
Canned soups and stews, excluding frozen and seafood.....	02	840104	0.2	-0.1	0.0	0.0	-0.2	0.0
Canned baby foods and other canned specialties/nationality foods.....	02	840105	26.5	47.6	0.0	0.0	0.0	0.0
Frozen specialty food.....	02	85	2.8	0.1	-0.2	0.0	0.2	0.0
Frozen specialty food.....	02	8501	2.8	0.1	-0.2	0.0	0.2	0.0
Frozen cakes, pies, and other pastries.....	02	850109	6.0	0.5	-0.2	0.0	0.1	0.2
Frozen dinners (beef, pork, and poultry pies) and nationality foods, incl. frozen pizza.....	02	850111	1.7	0.0	-0.1	0.0	0.1	0.0
Other frozen specialties, incl. all whipped topping, waffles, soups, etc., excluding seafood.....	02	850113	2.7	0.2	-0.7	0.0	0.8	-0.1
Prepared sauces, except tomato.....	02	86	12.5	0.0	0.0	0.0	1.3	0.2
Prepared sauces, excluding tomato-based sauces and sauces comprised of 20 percent or more meat.....	02	8601	12.5	0.0	0.0	0.0	1.3	0.2
Prepared sauces, excluding tomato-based sauces and sauces comprised of 20 percent or more meat.....	02	860103	12.5	0.0	0.0	0.0	1.3	0.2
Other miscellaneous processed foods.....	02	89	1.6	0.4	0.1	-0.4	0.1	0.1
Other miscellaneous processed foods.....	02	8901	1.6	0.4	0.1	-0.4	0.1	0.1
Mayonnaise, salad dressings, and sandwich spreads.....	02	890102	1.0	0.0	-0.2	0.0	0.6	0.0
Dry mix food preparations.....	02	890148	2.2	0.6	0.3	-0.2	0.0	0.0
Perishable non-frozen prepared food, including tortillas.....	02	890149	-9.9	0.7	1.1	-1.6	0.3	0.1

See footnotes at end of table.

Table 7. Producer price index percentage changes for commodity and service groupings and individual items, not seasonally adjusted — Continued
 [December 2023]

Title	Commodity code		Unadjusted 12-month percent change ¹	Unadjusted 1-month percent change ¹				
	Group code	Item code		Dec. 2022 to Dec. 2023 ^P	July to Aug.	Aug. to Sept. ^P	Sept. to Oct. ^P	Oct. to Nov. ^P
Perishable prepared foods.....	02	8901492	-13.2	0.7	1.0	-2.2	0.4	0.2
Flavoring extracts, emulsions, liquid flavors, and food colorings.....	02	890151	2.4	0.5	0.0	0.0	0.0	0.0
Other flavoring agents, except chocolate syrup.....	02	890154	4.2	0.2	-1.3	0.0	0.0	0.0
Soft drink flavoring syrup, sold in bulk.....	02	89015411	7.8	0.0	0.0	0.0	0.0	0.0
Other flavoring agents (except chocolate syrups).....	02	89015412	2.5	0.0	0.0	0.0	0.0	0.0
Table salt (evaporated), pepper (white and black), and other spices.....	02	890156	0.7	-0.2	-0.2	0.2	-0.1	0.0
Pepper and other spices in commercial sizes (1 lb or more).....	02	8901566	-0.6	0.0	-1.1	0.7	-0.2	0.0
Peanut butter.....	02	890158	7.5	0.4	1.8	0.2	-0.3	0.0
Ice.....	02	890161	1.5	0.0	0.2	0.6	0.0	0.6
Dairy product alternatives, including plant-based.....	02	890162	3.9	0.0	0.0	0.3	0.0	-0.1
Dry, condensed, and evaporated dairy product alternatives, including plant-based.....	02	8901621	-	0.0	0.0	0.6	0.0	0.0
Liquid dairy product alternatives, including plant-based.....	02	8901622	1.9	0.0	0.0	0.1	0.1	-0.1
Perishable beverage dairy milk alternatives, including plant-based.....	02	89016221	-	-	-	0.1	0.0	-0.2
All other liquid dairy product alternatives, including plant-based.....	02	89016222	-	-	-	0.0	0.5	0.0
Chips (potato, corn, etc.).....	02	890172	10.3	0.4	0.0	-0.1	0.0	0.0
Potato chips and sticks, plain and flavored.....	02	8901721	13.4	0.0	0.0	-0.1	0.0	0.0
Corn chips and related products.....	02	8901722	5.3	1.3	0.0	-0.3	0.0	0.0
Other chips, sticks (hard pretzels, bacon rinds, popcorn (except candied), etc.).....	02	8901723	12.2	0.0	0.1	0.0	0.0	0.0
Vinegar and cider.....	02	890174	4.5	0.0	0.0	0.0	0.0	0.0
Other food preparations.....	02	890175	-	-0.1	-0.1	0.0	0.0	1.3
Prepared animal feeds.....	02	9	-6.7	-0.2	-0.6	-2.1	0.0	-1.3
Soybean cake, meal, and other byproducts.....	02	92	-0.7	0.5	-2.4	-2.7	3.7	-0.1
Soybean cake, meal, and byproducts.....	02	9201	-0.7	0.5	-2.4	-2.7	3.7	-0.1
Soybean cake, meal, and byproducts.....	02	920112	-0.7	0.5	-2.4	-2.7	3.7	-0.1
Soybean cake and meal.....	02	9201121	1.9	1.5	-2.5	-1.8	4.4	-0.1
Other soybean products, including isolates and concentrates.....	02	9201122	-18.1	-6.6	-1.3	-8.9	-1.3	-0.7
Formula feeds.....	02	93	-10.8	-1.9	-1.3	-1.9	0.5	-0.6
Formula feeds.....	02	9301	-10.8	-1.9	-1.3	-1.9	0.5	-0.6
Chicken and turkey feed, supplements, concentrates, and premixes.....	02	930102	-13.4	-2.9	-1.9	-3.7	0.9	-2.1
Dairy cattle feed, supplements, concentrates, and premixes.....	02	930110	-15.3	-0.9	-1.6	-0.3	1.2	1.3
Swine feed, supplements, concentrates, and premixes.....	02	930115	-4.7	-2.6	-0.1	-1.3	-0.6	-0.3
Beef cattle feed, supplements, concentrates, and premixes.....	02	930117	-10.1	-1.2	-1.4	-1.6	-0.2	-0.1
Poultry, exc. chicken and turkey, and livestock, exc. cattle and swine, feed.....	02	930118	-1.8	-0.1	0.0	0.0	0.4	0.2
Miscellaneous feedstuffs.....	02	94	-5.8	0.7	0.3	-2.1	-1.3	-2.0
Pet food.....	02	9402	5.9	0.0	0.0	0.0	0.0	0.0
Dog and cat food.....	02	940202	6.6	0.0	0.0	0.0	0.0	0.0
Dog food.....	02	9402021	5.3	0.0	0.0	0.0	0.0	0.0
Canned dog food.....	02	94020211	14.3	0.0	0.0	0.0	0.0	0.0
Dry and semi moist dog food.....	02	94020214	3.4	0.0	0.0	0.0	0.0	0.0
Cat food.....	02	9402022	9.6	0.2	0.0	0.0	0.0	0.0
Canned cat food.....	02	94020224	5.6	0.0	0.0	0.0	0.0	0.0
Dry and semi moist cat food.....	02	94020225	10.6	0.2	0.0	0.0	0.0	0.0
Pet (excluding dog and cat), laboratory, and fur animal feed.....	02	940203	-3.1	0.0	-0.3	-0.5	-0.5	0.4
Miscellaneous feedstuffs other than pet food.....	02	9403	-16.8	1.4	0.7	-4.3	-2.6	-4.4
Meat meal and meat and bone meal.....	02	940301	-27.5	4.2	2.4	-3.0	-11.2	-22.3
Wet process corn byproducts.....	02	940317	-14.8	-3.2	0.6	-11.7	3.8	0.2
Other animal feeds, including fertilizer byproducts and feather.....	02	940325	-5.1	-0.1	-0.5	-1.3	-1.5	0.2
Animal and marine feed and fertilizer byproducts, except meat and bone meal.....	02	9403252	5.2	2.3	1.3	-0.1	-2.6	0.4
Other prepared animal feeds, including feeding materials and adjuncts.....	02	9403253	-11.9	-1.8	-1.9	-2.2	-0.7	0.1
Miscellaneous byproducts of slaughtering plants.....	02	940333	-20.9	2.7	1.3	-4.0	-5.2	-4.7
Distillers' dried grains (dark and light) and dried solubles.....	02	940334	-11.8	3.4	-1.9	-0.9	8.7	-3.7
Textile products and apparel.....	03	-	-1.0	-0.6	0.9	0.4	-0.2	-0.5
Synthetic fibers.....	03	1	-2.1	-2.4	2.4	2.3	-0.6	-3.7
Unprocessed filament yarns.....	03	15	-2.1	-2.4	2.4	2.3	-0.6	-3.7
Noncellulosic and cellulosic organic fibers.....	03	1504	-2.1	-2.4	2.4	2.3	-0.6	-3.7
Noncellulosic fibers.....	03	150401	-1.5	-2.4	2.4	3.7	-1.3	-3.9
Noncellulosic organic fibers.....	03	1504014	-5.3	-3.1	3.1	4.9	-1.6	-5.0
Polyester manufactured fibers.....	03	15040147	-7.5	0.2	0.2	0.9	0.0	0.0
Other noncellulosic organic fibers, incl. polyamide, polyolefin, and producer-textured.....	03	15040149	-4.1	-4.8	4.7	6.9	-2.4	-7.4

See footnotes at end of table.

Table 7. Producer price index percentage changes for commodity and service groupings and individual items, not seasonally adjusted — Continued
 [December 2023]

Title	Commodity code		Unadjusted 12-month percent change ¹	Unadjusted 1-month percent change ¹				
	Group code	Item code		Dec. 2022 to Dec. 2023 ^P	July to Aug.	Aug. to Sept. ^P	Sept. to Oct. ^P	Oct. to Nov. ^P
Processed yarns and threads.....	03	2	-6.1	-0.2	0.3	-0.6	-1.1	0.2
Yarns.....	03	26	-6.3	-0.2	0.3	-0.6	-1.2	0.2
Spun cotton yarns.....	03	2601	-6.5	0.0	0.0	0.1	0.0	0.0
Spun cotton yarns.....	03	260115	-6.5	0.0	0.0	0.1	0.0	0.0
Spun synthetic yarns.....	03	2603	-2.5	0.0	0.0	-0.6	0.0	0.0
Spun synthetic yarns.....	03	260304	-2.5	0.0	0.0	-0.6	0.0	0.0
Textured and twisted yarns.....	03	2604	-7.1	-0.6	0.6	-1.1	-2.4	0.4
Textured and twisted yarns.....	03	260405	-7.1	-0.6	0.6	-1.1	-2.4	0.4
Other spun noncellulosic and natural fiber (excluding cotton and wool) yarns.....	03	2607	-5.4	1.4	0.0	-0.1	0.0	0.0
Other spun noncellulosic and natural fiber (excluding cotton and wool) yarns.....	03	260701	-5.4	1.4	0.0	-0.1	0.0	0.0
Greige fabrics.....	03	3	-0.8	0.1	0.1	0.0	-0.5	0.1
Greige broadwoven fabrics.....	03	37	3.1	0.0	0.1	0.3	-0.1	0.2
Greige manmade, silk, and other natural fiber (exc cotton/wool) broadwoven fabrics.....	03	3703	0.7	-0.1	0.1	0.3	-0.4	0.4
Greige manmade, silk, and other natural fiber (exc cotton/wool) broadwoven fabrics.....	03	370304	0.7	-0.1	0.1	0.3	-0.4	0.4
Greige knit fabrics.....	03	38	-1.4	0.0	0.0	0.0	-0.7	0.0
Weft (circular) knit fabrics, greige goods (excluding hosiery).....	03	3803	-2.6	0.0	0.0	0.0	-0.6	0.0
Weft (circular) knit fabrics, greige goods (excluding hosiery).....	03	380301	-2.6	0.0	0.0	0.0	-0.6	0.0
Warp knit fabrics, greige goods (excluding hosiery).....	03	3804	-0.5	0.0	0.0	0.0	-0.7	0.0
Warp knit fabrics, greige goods (excluding hosiery).....	03	380401	-0.5	0.0	0.0	0.0	-0.7	0.0
Tire cord and tire fabric.....	03	39	-11.8	0.7	0.0	-1.2	-1.7	0.0
Tire cord and tire fabrics.....	03	3901	-11.8	0.7	0.0	-1.2	-1.7	0.0
Tire cord and tire fabrics.....	03	390101	-11.8	0.7	0.0	-1.2	-1.7	0.0
Finished fabrics.....	03	4	-0.7	-0.1	0.1	-0.1	-0.1	0.3
Finished broadwoven fabrics.....	03	42	-7.8	-0.1	-0.9	0.0	-0.5	0.8
Finished cotton broadwoven fabrics.....	03	4201	-7.4	-0.1	0.2	-0.2	0.0	0.3
Finished cotton broadwoven fabrics.....	03	420104	-7.4	-0.1	0.2	-0.2	0.0	0.3
Finished manmade, silk, and other natural fiber (exc. cotton and wool) broadwoven fabrics.....	03	4203	-8.3	-0.1	-1.4	0.1	-0.8	1.1
Finished manmade, silk, and other natural fiber (exc. cotton and wool) broadwoven fabrics.....	03	420306	-8.3	-0.1	-1.4	0.1	-0.8	1.1
Finished manmade, silk, & natural fiber (exc cotton/wool) broadwoven, finished in weaving mills.....	03	4203061	0.6	0.1	-0.1	0.2	0.0	0.0
Finished manmade fiber, silk and other natural fiber broadwoven fabrics, finishing mill.....	03	4203062	-13.1	-0.2	-2.2	0.0	-1.3	1.7
Woven and braided narrow fabrics.....	03	44	6.7	1.0	0.1	0.1	-0.2	5.7
Woven and braided narrow fabrics.....	03	4402	6.7	1.0	0.1	0.1	-0.2	5.7
Woven narrow fabrics (12 inches or less in width).....	03	440204	8.4	1.1	0.2	0.1	0.0	6.9
Braided narrow fabrics (12 inches or less in width).....	03	440205	-2.3	0.0	0.0	-0.2	-1.1	-0.8
Nonwoven fabrics and felts.....	03	45	-2.4	-0.7	0.0	-0.1	0.0	-0.3
Nonwoven fabrics and felts.....	03	4503	-2.4	-0.7	0.0	-0.1	0.0	-0.3
Nonwoven fabrics.....	03	450321	-2.2	-0.7	0.0	-0.2	0.1	-0.4
Pressed, punched, or needled felts, excluding hats.....	03	450333	-5.0	0.3	-0.3	0.7	-0.6	-0.1
Coated fabrics, not rubberized.....	03	46	3.4	0.2	0.7	-0.5	0.3	0.1
Coated fabrics, not rubberized.....	03	4601	3.4	0.2	0.7	-0.5	0.3	0.1
Vinyl coated fabrics, including expanded vinyl coated.....	03	460102	0.5	0.7	1.4	-2.0	1.1	-0.2
Coated or laminated fabrics and coated yarns, incl. impregnated fabrics.....	03	460103	4.5	0.1	0.5	0.0	0.0	0.2
Screen printed textile materials, embroideries, and lace goods.....	03	47	1.4	0.0	0.3	0.0	-0.1	0.1
Screen printed textile and apparel materials and embroideries.....	03	4701	1.4	0.0	0.3	0.0	-0.1	0.1
Embroideries (excluding Schiffli machine products) and embroidery contractors.....	03	470103	2.7	0.3	-1.1	0.0	0.0	0.0
Screen printing on garments, apparel accessories, and other fabric articles, excluding labels.....	03	470108	1.0	0.0	0.7	0.0	-0.1	0.1
Knit fabrics, finished in knitting mills.....	03	48	2.0	-0.1	0.4	0.0	-0.1	0.2
Weft (circular) knit fabrics, knit and finished in the same establishment (excluding hosiery).....	03	4801	0.0	0.0	0.2	0.0	-0.6	0.3
Weft (circular) knit fabrics, knit and finished in the same establishment (excluding hosiery).....	03	480101	0.0	0.0	0.2	0.0	-0.6	0.3
Warp knit goods, knit and finished in the same establishment.....	03	4802	4.5	-0.2	0.7	-0.1	0.4	0.0
Warp knit goods, knit and finished in the same establishment.....	03	480201	4.5	-0.2	0.7	-0.1	0.4	0.0
Warp knit fabrics, knit and finished in same establishment.....	03	4802011	4.6	-0.2	0.7	-0.1	0.4	0.0

See footnotes at end of table.

Table 7. Producer price index percentage changes for commodity and service groupings and individual items, not seasonally adjusted — Continued
 [December 2023]

Title	Commodity code		Unadjusted 12-month percent change ¹	Unadjusted 1-month percent change ¹				
	Group code	Item code		Dec. 2022 to Dec. 2023 ^P	July to Aug.	Aug. to Sept. ^P	Sept. to Oct. ^P	Oct. to Nov. ^P
Apparel & other fabricated textile prods.	03	8	2.5	-0.5	1.3	0.3	0.1	0.0
Apparel.	03	81	0.7	0.0	0.3	-0.4	0.0	0.0
Miscellaneous apparel and accessories.	03	8104	3.7	0.1	1.2	0.0	0.0	0.0
Men's and boys' fabric, straw, and felt hats, made from purchased materials.	03	810414	6.3	0.0	6.3	0.0	0.0	0.0
Hat bodies and fabric caps, made from purchased materials.	03	810416	4.7	0.0	0.0	0.0	0.0	0.0
Gloves and mittens, made from purchased materials.	03	810424	3.8	0.0	0.0	0.0	0.0	0.0
Leather and sheep-lined apparel, made from purchased materials.	03	810428	3.1	0.0	1.7	0.0	0.0	0.0
Apparel and accessories, n.e.c.	03	810441	2.9	0.0	0.1	0.0	0.0	0.0
All other cut and sew apparel, made from purchased materials.	03	81044118	3.4	0.0	0.2	0.0	0.0	0.0
Fabricated apparel accessories.	03	8104412	1.9	0.0	0.0	0.0	0.0	0.0
All other apparel accessories, made from purchased materials.	03	81044125	2.4	0.0	0.0	0.0	0.0	0.0
Women's, girls', and infants' cut and sew apparel.	03	8106	-2.2	0.0	0.0	-1.0	0.0	0.0
Women's and girls' blouses and shirts, made from purchased fabrics.	03	810603	-3.3	0.0	0.0	-3.4	0.0	0.0
Women's and girls' dresses, made from purchased fabrics.	03	810611	-4.0	0.0	0.0	0.0	0.0	0.0
Women's and girls' lingerie and nightwear, made from purchased fabrics.	03	810647	-	0.0	0.0	0.0	0.0	0.0
Women's and girls' other outerwear, made from purchased fabrics.	03	810661	0.7	0.0	0.1	0.0	0.0	0.0
Men's and boys' cut and sew apparel.	03	8107	1.5	0.1	0.0	-0.4	0.0	0.0
Men's and boys' pants, except work pants, made from purchased fabrics.	03	810703	-	0.0	0.0	0.0	-	-
Men's and boys' work clothing, made from purchased fabrics.	03	810713	2.5	0.0	0.0	0.0	0.0	0.0
Men's and boys' shirts, except work shirts, made from purchased fabrics.	03	810723	0.6	0.4	0.0	0.2	0.0	0.0
Men's and boys' suits, coats, and overcoats, made from purchased fabrics.	03	810735	5.0	0.0	0.0	0.7	0.0	0.0
Men's and boys' other outerwear, made from purchased fabrics.	03	810744	-4.9	0.0	0.1	-6.3	0.0	0.0
Men's and boys' nightwear, robes, and underwear, made from purchased fabrics.	03	810761	0.3	0.0	0.0	0.3	0.0	0.0
Apparel made in knitting mills.	03	8108	1.5	0.0	0.0	0.0	-0.1	0.0
Knit outerwear, underwear, and nightwear, made in knitting mills.	03	810808	-	0.0	0.0	0.0	-	-
Hosiery and socks.	03	810831	0.6	0.0	0.0	0.0	-0.1	0.0
Textile house furnishings.	03	82	-0.1	-0.4	0.0	0.0	0.0	0.0
Textile house furnishings.	03	8203	-0.1	-0.4	0.0	0.0	0.0	0.0
Curtains and draperies, made from purchased materials.	03	820304	0.8	0.0	0.0	0.0	0.0	0.0
Other textiles, including towels and bed textiles.	03	820312	-0.4	-0.5	0.0	0.1	0.0	0.0
Fabricated textile products, made in weaving mills.	03	8203121	-4.7	-3.7	-0.2	-0.4	0.6	-0.2
Other household textile products.	03	8203122	0.0	-0.2	0.0	0.1	-0.1	0.0
Bedspreads, made from purchased materials.	03	82031221	0.0	0.0	0.0	0.0	0.0	0.0
Sheets and pillowcases, made from purchased materials.	03	82031223	0.0	0.0	0.0	0.0	0.0	0.0
Other household furnishings, made from purchased materials.	03	82031226	0.0	-0.3	0.0	0.1	-0.1	0.0
Industrial and other fabricated products.	03	83	5.0	-0.9	2.6	1.0	0.1	-0.1
Industrial and other fabricated products.	03	8303	5.0	-0.9	2.6	1.0	0.1	-0.1
Rope, cordage, and twine.	03	830321	7.2	0.3	-0.2	-0.2	1.8	-0.5
All other textile bags.	03	830334	5.0	0.0	0.0	0.0	-	-
Canvas and related products.	03	830345	3.0	0.0	2.1	0.0	0.0	0.1
All other fabricated textile products, excluding trimming and findings.	03	830351	6.1	-2.4	4.1	2.5	-0.1	-0.3
All other miscellaneous fabricated textile products.	03	8303516	3.6	0.0	0.3	0.2	-0.1	-0.3
Trimming and findings, excluding automobile and apparel.	03	830361	21.8	0.0	0.5	0.1	2.9	2.1
Miscellaneous textile products/services.	03	9	-6.8	-0.3	1.2	-0.4	0.3	0.5
Miscellaneous textile products/services.	03	94	-6.8	-0.3	1.2	-0.4	0.3	0.5
Miscellaneous textile products/services.	03	9401	-6.8	-0.3	1.2	-0.4	0.3	0.5
Textile and fabric finishing, except broadwoven.	03	940103	-13.7	-0.8	0.0	-3.3	0.0	0.2
Hides, skins, leather, and related products.	04	-	0.9	0.6	0.1	-1.2	0.3	-0.2
Hides and skins, incl. cattle.	04	1	-8.4	2.4	0.7	-7.1	1.7	-1.3
Hides and skins, incl. cattle.	04	19	-8.4	2.4	0.7	-7.1	1.7	-1.3
Hides, skins, and pelts, made in slaughtering plants.	04	1901	-8.4	2.4	0.7	-7.1	1.7	-1.3
Hides, skins, and pelts, made in slaughtering plants.	04	190108	-8.4	2.4	0.7	-7.1	1.7	-1.3
Leather.	04	2	1.7	0.8	-0.1	0.0	0.1	0.2
Finished and unfinished leather.	04	27	1.7	0.8	-0.1	0.0	0.1	0.2
Finished and unfinished leather.	04	2701	1.7	0.8	-0.1	0.0	0.1	0.2
Finished and unfinished leather.	04	270102	1.7	0.8	-0.1	0.0	0.1	0.2
Footwear.	04	3	1.3	0.0	0.0	0.0	0.1	0.0

See footnotes at end of table.

Table 7. Producer price index percentage changes for commodity and service groupings and individual items, not seasonally adjusted — Continued
[December 2023]

Title	Commodity code		Unadjusted 12-month percent change ¹	Unadjusted 1-month percent change ¹				
	Group code	Item code		Dec. 2022 to Dec. 2023 ^P	July to Aug.	Aug. to Sept. ^P	Sept. to Oct. ^P	Oct. to Nov. ^P
Men's nonathletic footwear.....	04	31	1.7	0.0	0.0	0.0	0.0	0.0
Men's footwear (size 6 and larger), excluding athletic.....	04	3105	1.7	0.0	0.0	0.0	0.0	0.0
Men's footwear (size 6 and larger), excluding athletic.....	04	310501	1.7	0.0	0.0	0.0	0.0	0.0
Women's nonathletic footwear.....	04	32	1.2	0.0	0.0	-0.2	0.6	0.0
Women's footwear (size 4 and larger), excluding athletic.....	04	3205	1.2	0.0	0.0	-0.2	0.6	0.0
Women's footwear (size 4 and larger), excluding athletic.....	04	320501	1.2	0.0	0.0	-0.2	0.6	0.0
Other footwear including slippers.....	04	39	-	0.0	0.0	0.0	0.0	-
Other footwear, excluding rubber and plastic soled footwear.....	04	3901	-	0.0	0.0	0.0	0.0	-
Other footwear, excluding rubber and plastic soled footwear.....	04	390104	-	0.0	0.0	0.0	0.0	-
Other leather and related products.....	04	4	5.3	0.0	0.1	0.1	0.0	0.0
Luggage and small leather goods.....	04	41	7.4	0.0	0.2	0.1	0.0	0.0
Luggage and small leather goods.....	04	4101	7.4	0.0	0.2	0.1	0.0	0.0
Luggage (including suitcases, travel bags, backpacks, and other types).....	04	410112	14.0	0.0	0.3	0.0	0.0	0.0
Women's and children's handbags and purses.....	04	410128	0.6	0.0	0.0	0.2	0.0	0.0
Personal leather goods (excluding women's handbags and purses).....	04	410132	2.3	0.0	0.0	1.1	0.0	0.0
Leather and leather-like goods, n.e.c.....	04	45	2.9	0.0	0.0	0.2	0.0	0.0
Leather and leather-like goods, n.e.c.....	04	4501	2.9	0.0	0.0	0.2	0.0	0.0
All other leather goods.....	04	450101	3.2	0.0	0.0	0.2	0.0	0.0
Boot and shoe cut stock and findings.....	04	4501011	2.1	0.0	0.0	0.0	0.0	0.0
All other miscellaneous leather goods.....	04	4501014	3.3	0.0	0.0	0.2	0.0	0.0
Leather belts, made from purchased materials.....	04	450111	0.0	0.0	0.0	0.0	0.0	0.0
Fuels and related products and power.....	05	-	-10.6	8.1	2.3	-5.7	-3.9	-5.9
Coal.....	05	1	-0.4	1.5	-3.4	2.7	-1.7	1.1
Coal.....	05	13	-0.4	1.5	-3.4	2.7	-1.7	1.1
Coal.....	05	1301	-0.4	1.5	-3.4	2.7	-1.7	1.1
Unprepared bituminous coal and lignite (utility sold).....	05	130101	-0.8	1.9	-0.8	3.8	-3.3	-0.2
Unprepared bituminous coal and lignite from surface mine (utility sold).....	05	1301011	-10.4	3.8	-2.5	7.3	-7.2	-0.7
Unprepared bituminous coal and lignite from underground mine (utility sold).....	05	1301012	12.8	-0.3	1.2	-0.3	1.6	0.5
Prepared bituminous coal and lignite (utility sold).....	05	130102	0.7	1.6	-4.8	3.3	-2.5	1.7
Prepared bituminous coal & lignite, from surface mine (utility sold).....	05	1301021	6.1	6.8	-10.9	11.8	-8.3	7.7
Prepared bituminous coal & lignite, from underground mine (utility sold).....	05	1301022	-1.9	-0.9	-1.6	-0.7	0.5	-1.1
Coal exports.....	05	130103	-9.5	0.8	-1.7	0.8	0.5	0.8
Coal non-utility sold (including anthracite).....	05	130104	4.6	0.5	3.1	-2.0	6.2	-2.0
Gas fuels.....	05	3	-51.2	1.8	2.2	-2.3	3.5	0.0
Natural gas.....	05	31	-60.5	0.0	-2.6	1.2	9.9	1.5
Natural gas.....	05	3101	-60.5	0.0	-2.6	1.2	9.9	1.5
Natural gas.....	05	310105	-60.5	0.0	-2.6	1.2	9.9	1.5
Natural gas from the wellhead.....	05	3101051	-60.8	-0.4	-2.4	1.8	7.8	0.9
Natural gas from processing facilities.....	05	3101052	-58.3	2.6	-3.9	-2.8	22.6	4.7
Liquefied petroleum gas.....	05	32	-15.5	4.7	9.7	-7.0	-6.1	-2.5
Liquefied petroleum gas.....	05	3201	-15.5	4.7	9.7	-7.0	-6.1	-2.5
Isopentane and natural gasoline.....	05	320102	-5.7	11.5	9.7	-8.7	-8.2	-3.8
Propane.....	05	320104	-5.5	12.2	9.7	-7.8	-9.1	6.5
Butane.....	05	320105	16.6	16.7	5.2	-8.7	10.4	24.9
Plant condensate, ethane, gas mixtures, and other natural gas liquids.....	05	320108	-24.9	-0.1	10.5	-6.1	-7.5	-9.2
Electric power.....	05	4	5.5	0.2	0.2	-4.4	-0.6	0.0
Residential electric power.....	05	41	4.8	0.2	0.0	-2.8	-0.7	0.0
Residential electric power.....	05	4121	4.8	0.2	0.0	-2.8	-0.7	0.0
Residential electric power.....	05	412101	4.8	0.2	0.0	-2.8	-0.7	0.0
Residential electric power, New England.....	05	4121011	3.6	0.0	0.2	4.8	0.0	0.0
Residential electric power, Middle Atlantic.....	05	4121012	-3.7	0.2	0.0	-2.0	1.0	-1.7
Residential electric power, East North Central.....	05	4121013	11.5	0.1	0.0	-5.0	0.8	1.1
Residential electric power, West North Central.....	05	4121014	-0.7	1.2	-3.0	-8.5	-0.1	-1.7
Residential electric power, South Atlantic.....	05	4121015	8.3	0.9	0.9	-4.5	-0.1	0.2
Residential electric power, East South Central.....	05	4121016	3.1	-0.3	-1.5	0.2	-0.5	0.1
Residential electric power, West South Central.....	05	4121017	-2.0	-0.9	0.4	-1.8	-4.9	0.5
Residential electric power, Mountain.....	05	4121018	5.0	0.0	-1.3	0.4	-2.4	0.3
Residential electric power, Pacific.....	05	4121019	10.5	0.0	0.5	-2.9	0.0	0.0

See footnotes at end of table.

Table 7. Producer price index percentage changes for commodity and service groupings and individual items, not seasonally adjusted — Continued
 [December 2023]

Title	Commodity code		Unadjusted 12-month percent change ¹	Unadjusted 1-month percent change ¹				
	Group code	Item code		Dec. 2022 to Dec. 2023 ^P	July to Aug.	Aug. to Sept. ^P	Sept. to Oct. ^P	Oct. to Nov. ^P
Commercial electric power.....	05	42	5.7	0.1	0.4	-5.6	-0.8	-0.2
Commercial electric power.....	05	4221	5.7	0.1	0.4	-5.6	-0.8	-0.2
Commercial electric power.....	05	422101	5.7	0.1	0.4	-5.6	-0.8	-0.2
Commercial electric power, New England.....	05	4221011	-2.5	0.0	0.4	2.1	0.0	0.0
Commercial electric power, Middle Atlantic.....	05	4221012	-10.9	-1.0	1.8	-9.6	0.3	-0.8
Commercial electric power, East North Central.....	05	4221013	13.6	0.4	0.0	-6.4	0.6	0.9
Commercial electric power, West North Central.....	05	4221014	-2.6	3.0	-3.4	-6.8	-0.6	-3.8
Commercial electric power, South Atlantic.....	05	4221015	5.8	0.6	1.4	-1.2	-0.8	0.4
Commercial electric power, East South Central.....	05	4221016	0.3	-0.4	-1.1	-1.6	-0.1	-0.9
Commercial electric power, West South Central.....	05	4221017	-3.3	-0.7	1.2	-4.5	-5.2	0.0
Commercial electric power, Mountain.....	05	4221018	10.6	0.0	-2.7	1.3	-1.4	0.7
Commercial electric power, Pacific.....	05	4221019	27.1	0.0	0.8	-11.2	-0.5	0.0
Industrial electric power.....	05	43	7.3	0.6	0.3	-5.9	0.1	0.2
Industrial electric power.....	05	4321	7.3	0.6	0.3	-5.9	0.1	0.2
Industrial electric power.....	05	432101	7.3	0.6	0.3	-5.9	0.1	0.2
Industrial electric power, New England.....	05	4321011	-34.5	-3.0	-6.0	-9.1	6.9	12.6
Industrial electric power, Middle Atlantic.....	05	4321012	-8.6	0.8	1.0	4.3	-1.3	0.3
Industrial electric power, East North Central.....	05	4321013	52.9	1.5	-0.8	-7.4	3.2	2.3
Industrial electric power, West North Central.....	05	4321014	-5.2	0.9	-5.6	-6.3	-4.8	-1.3
Industrial electric power, South Atlantic.....	05	4321015	4.9	0.8	1.7	-0.2	-0.1	0.4
Industrial electric power, East South Central.....	05	4321016	-0.2	0.6	-1.0	-3.2	-0.8	-0.7
Industrial electric power, West South Central.....	05	4321017	-6.0	-0.7	-0.4	-2.1	-4.4	-0.1
Industrial electric power, Mountain.....	05	4321018	-2.9	2.4	10.9	-19.2	9.8	-6.1
Industrial electric power, Pacific.....	05	4321019	23.5	0.0	0.4	-8.2	-1.8	0.0
Transportation electric power.....	05	46	8.2	0.0	1.2	-3.8	-0.6	0.1
Transportation electric power.....	05	4621	8.2	0.0	1.2	-3.8	-0.6	0.1
Transportation electric power.....	05	462111	8.2	0.0	1.2	-3.8	-0.6	0.1
Utility natural gas.....	05	5	-12.4	1.5	-0.6	0.0	4.2	0.8
Residential natural gas.....	05	51	-9.9	1.0	-0.8	-0.1	4.3	0.0
Residential natural gas.....	05	5121	-9.9	1.0	-0.8	-0.1	4.3	0.0
Residential natural gas.....	05	512101	-9.9	1.0	-0.8	-0.1	4.3	0.0
Residential natural gas, New England.....	05	5121011	-3.9	-0.4	-0.9	1.2	33.5	-0.1
Residential natural gas, Middle Atlantic.....	05	5121012	-2.9	1.4	-0.1	-2.0	0.6	2.5
Residential natural gas, East North Central.....	05	5121013	-20.9	-0.4	-1.7	-0.7	4.5	-1.2
Residential natural gas, West North Central.....	05	5121014	-19.5	-1.4	-0.1	0.0	1.3	1.2
Residential natural gas, South Atlantic.....	05	5121015	-5.2	-0.6	-0.3	1.8	0.6	1.9
Residential natural gas, East South Central.....	05	5121016	-13.8	-0.5	-11.6	1.0	5.8	1.2
Residential natural gas, West South Central.....	05	5121017	-11.1	0.9	0.7	3.7	4.7	-0.8
Residential natural gas, Mountain.....	05	5121018	3.2	0.9	0.1	-0.1	-0.9	0.1
Residential natural gas, Pacific.....	05	5121019	-9.9	5.1	-0.8	0.3	6.8	-3.7
Commercial natural gas.....	05	52	-16.3	1.8	-2.1	1.9	8.4	-0.1
Commercial natural gas.....	05	5221	-16.3	1.8	-2.1	1.9	8.4	-0.1
Commercial natural gas.....	05	522101	-16.3	1.8	-2.1	1.9	8.4	-0.1
Commercial natural gas, New England.....	05	5221011	-7.9	-1.4	-3.2	1.7	56.5	-0.1
Commercial natural gas, Middle Atlantic.....	05	5221012	-11.1	4.1	-0.3	-0.7	2.1	1.2
Commercial natural gas, East North Central.....	05	5221013	-23.9	-1.0	-8.1	9.0	6.9	1.8
Commercial natural gas, West North Central.....	05	5221014	-21.9	-1.1	-0.5	-0.2	2.5	2.8
Commercial natural gas, South Atlantic.....	05	5221015	-19.2	0.6	-1.5	2.0	-0.4	0.3
Commercial natural gas, East South Central.....	05	5221016	-19.0	2.7	-5.7	-2.9	2.8	2.4
Commercial natural gas, West South Central.....	05	5221017	-14.2	2.3	0.6	5.1	4.5	-0.3
Commercial natural gas, Mountain.....	05	5221018	4.4	1.7	0.7	-0.6	-2.1	0.2
Commercial natural gas, Pacific.....	05	5221019	-22.1	6.7	-0.5	-0.2	20.8	-6.6
Industrial natural gas.....	05	53	-16.8	3.8	-1.4	-0.1	6.0	2.8
Industrial natural gas.....	05	5321	-16.8	3.8	-1.4	-0.1	6.0	2.8
Industrial natural gas.....	05	532101	-16.8	3.8	-1.4	-0.1	6.0	2.8
Industrial natural gas, New England.....	05	5321011	-11.8	-1.5	-3.5	2.5	62.6	-0.1
Industrial natural gas, Middle Atlantic.....	05	5321012	-33.2	0.8	-0.4	-15.8	2.8	1.0
Industrial natural gas, East North Central.....	05	5321013	-33.3	0.4	0.5	-1.4	9.7	6.6
Industrial natural gas, West North Central.....	05	5321014	-12.4	1.3	1.1	-0.8	1.1	1.3
Industrial natural gas, South Atlantic.....	05	5321015	-10.1	0.1	0.3	-0.4	4.6	1.2
Industrial natural gas, East South Central.....	05	5321016	-33.4	3.0	-6.7	-2.8	3.7	1.8
Industrial natural gas, West South Central.....	05	5321017	-18.6	10.6	-3.1	6.3	5.3	0.5
Industrial natural gas, Mountain.....	05	5321018	19.8	4.7	0.2	-0.4	-2.5	0.0
Industrial natural gas, Pacific.....	05	5321019	7.7	1.4	-1.2	-1.5	6.0	6.7

See footnotes at end of table.

Table 7. Producer price index percentage changes for commodity and service groupings and individual items, not seasonally adjusted — Continued
 [December 2023]

Title	Commodity code		Unadjusted 12-month percent change ¹ Dec. 2022 to Dec. 2023 ^P	Unadjusted 1-month percent change ¹				
	Group code	Item code		July to Aug.	Aug. to Sept. ^P	Sept. to Oct. ^P	Oct. to Nov. ^P	Nov. to Dec. ^P
Natural gas to electric power.....	05	54	-13.1	1.8	0.6	-0.6	2.2	1.9
Natural gas to electric power.....	05	5421	-13.1	1.8	0.6	-0.6	2.2	1.9
Natural gas to electric power.....	05	542101	-13.1	1.8	0.6	-0.6	2.2	1.9
Crude petroleum (domestic production).....	05	6	-10.8	8.1	10.3	-3.4	-9.7	-13.2
Crude petroleum (domestic production).....	05	61	-10.8	8.1	10.3	-3.4	-9.7	-13.2
Crude petroleum (domestic production).....	05	6101	-10.8	8.1	10.3	-3.4	-9.7	-13.2
Crude petroleum (domestic production).....	05	610102	-10.8	8.1	10.3	-3.4	-9.7	-13.2
Petroleum products, refined.....	05	7	-11.4	17.4	2.2	-9.8	-6.5	-10.2
Gasoline.....	05	71	-5.3	11.0	-0.2	-14.6	-9.9	-9.1
Unleaded premium gasoline.....	05	7103	-4.6	9.3	0.7	-13.4	-10.0	-9.1
Unleaded premium gasoline.....	05	710304	-4.6	9.3	0.7	-13.4	-10.0	-9.1
Unleaded regular gasoline.....	05	7104	-5.7	11.3	-0.5	-15.2	-9.6	-9.2
Unleaded regular gasoline.....	05	710404	-5.7	11.3	-0.5	-15.2	-9.6	-9.2
Unleaded mid-premium gasoline.....	05	7105	-0.6	16.3	-1.0	-15.3	-6.3	-12.6
Unleaded mid-premium gasoline.....	05	710504	-0.6	16.3	-1.0	-15.3	-6.3	-12.6
Kerosene and jet fuels.....	05	72	-12.5	22.7	7.0	-3.0	-6.0	-12.2
Kerosene.....	05	7202	-16.0	23.5	5.7	0.2	-9.6	-13.6
Kerosene.....	05	720201	-16.0	23.5	5.7	0.2	-9.6	-13.6
Jet fuel.....	05	7203	-12.3	22.7	7.1	-3.2	-5.8	-12.1
Jet fuel.....	05	720301	-12.3	22.7	7.1	-3.2	-5.8	-12.1
Light fuel oils.....	05	73	-18.9	31.9	4.6	-8.6	-3.8	-13.4
Home heating oil and distillates.....	05	7302	-22.7	17.7	7.9	-5.9	-10.0	-12.4
Home heating oil and distillates.....	05	730201	-22.7	17.7	7.9	-5.9	-10.0	-12.4
No. 2 diesel fuel.....	05	7303	-18.7	32.9	4.4	-8.8	-3.4	-13.4
No. 2 diesel fuel.....	05	730302	-18.7	32.9	4.4	-8.8	-3.4	-13.4
Residual fuels (heavy fuel oils, incl. #5, #6, & other residual fuels).....	05	74	-1.9	7.3	5.7	4.0	-3.1	-7.9
Residual fuels (heavy fuel oils, incl. #5, #6, & other residual fuels).....	05	7407	-1.9	7.3	5.7	4.0	-3.1	-7.9
Residual fuels (heavy fuel oils, incl. #5, #6, & other residual fuels).....	05	740703	-1.9	7.3	5.7	4.0	-3.1	-7.9
Finished lubricants.....	05	76	-0.4	-0.1	-1.1	-0.2	0.2	0.7
Lubricating and similar oils.....	05	7604	-3.9	-0.1	-1.4	-0.1	0.1	0.9
Lubricating and similar oils not from petroleum refineries.....	05	760401	-3.9	-0.1	-1.4	-0.1	0.1	0.9
Lubricating oil base stocks.....	05	78	-21.4	1.9	-0.1	11.9	2.1	0.6
Lubricating oil base stocks.....	05	7801	-21.4	1.9	-0.1	11.9	2.1	0.6
Lubricating oil base stocks.....	05	780121	-21.4	1.9	-0.1	11.9	2.1	0.6
Asphalt and other petroleum and coal products, n.e.c.....	05	8	-28.8	1.0	6.2	13.0	-9.7	-11.5
Asphalt and other petroleum and coal products, n.e.c.....	05	81	-28.8	1.0	6.2	13.0	-9.7	-11.5
Asphalt.....	05	8102	23.9	-0.7	-0.5	-4.2	0.4	-7.2
Asphalt.....	05	810212	23.9	-0.7	-0.5	-4.2	0.4	-7.2
Other petroleum and coal products, including coke oven products, n.e.c.....	05	8103	-35.9	1.5	8.2	17.5	-11.9	-12.6
Other petroleum and coal products, including coke oven products, n.e.c.....	05	810319	-35.9	1.5	8.2	17.5	-11.9	-12.6
Other petroleum and coal products, made in coke oven establishments.....	05	8103191	-7.1	-0.1	-0.1	-2.3	-0.1	-0.8
Chemicals and allied products.....	06	-	-4.0	-0.3	0.1	0.4	-0.7	-0.7
Industrial chemicals.....	06	1	-9.0	-0.9	0.9	2.0	-2.2	-2.1
Basic inorganic chemicals.....	06	13	-9.7	-1.5	0.3	-2.1	-0.4	0.2
Inorganic chemicals, other than alkalis and chlorine.....	06	1302	-2.3	-1.5	1.4	-1.0	-0.4	0.3
Aluminum compounds.....	06	130209	-2.5	-2.4	0.0	-0.1	-6.0	0.0
Inorganic acids, inc. hydrochloric, sulfuric acid, and other.....	06	13020T	-5.5	-0.2	0.3	1.4	0.0	0.2
Sulfuric acid.....	06	13020T1	-8.5	-1.4	0.9	0.0	0.8	0.5
Lime.....	06	130213	17.0	0.5	0.4	0.0	0.1	0.0
Potassium and sodium compounds, excluding bleaches, alkalis, and alum.....	06	130217	-5.9	-1.4	-1.1	-0.5	-0.6	0.0
Rock salt.....	06	130271	-	1.8	0.0	0.0	-	-
Other inorganic chemicals, nec.....	06	130283	-0.2	-0.2	1.5	-1.8	0.1	0.5
All other inorganic chemicals.....	06	1302833	1.8	-0.3	1.9	-1.8	0.1	0.5
Alkalis and chlorine, including natural sodium carbonate and sulfate.....	06	1303	-25.9	-1.4	-2.6	-5.1	-0.7	-0.1
Chlorine, sodium hydroxide, and other alkalis.....	06	130302	-29.6	-1.8	-2.8	-5.4	-0.8	-0.1
Sodium hydroxide (caustic soda).....	06	1303024	-40.6	-3.1	-4.8	-9.9	-1.3	0.1
Other alkalis.....	06	1303028	-13.2	0.3	0.3	-5.2	-0.1	-0.4
Basic organic chemicals.....	06	14	-8.8	-0.8	1.0	2.9	-2.6	-2.6

See footnotes at end of table.

Table 7. Producer price index percentage changes for commodity and service groupings and individual items, not seasonally adjusted — Continued
 [December 2023]

Title	Commodity code		Unadjusted 12-month percent change ¹	Unadjusted 1-month percent change ¹				
	Group code	Item code		Dec. 2022 to Dec. 2023 ^P	July to Aug.	Aug. to Sept. ^P	Sept. to Oct. ^P	Oct. to Nov. ^P
Primary basic organic chemicals.....	06	1401	-11.3	-0.6	4.6	7.7	-1.2	-1.1
Aromatics.....	06	140197	14.1	-0.2	8.3	11.0	-8.6	0.3
Liquid refinery gases.....	06	140198	-18.9	-0.8	3.2	6.3	2.1	-1.6
Cyclic intermediate chemicals and dyes.....	06	1402	-8.4	-0.5	-0.3	-0.7	-5.1	-0.5
Cyclic intermediate chemicals.....	06	140281	-8.6	-0.2	0.1	-0.7	-6.1	-0.2
Synthetic organic dyes.....	06	140282	-7.2	-2.8	-3.9	-0.7	2.6	-3.0
Other basic organics.....	06	1403	-7.6	-0.8	-0.4	1.1	-3.0	-3.5
Ethanol (ethyl alcohol).....	06	140341	-20.7	-4.6	-0.2	0.4	-9.9	-12.6
Other basic organics, n.e.c.....	06	140399	-2.9	0.6	-0.5	1.3	-0.5	-0.5
Fatty acids.....	06	1403991	-19.5	3.7	4.0	-0.6	-6.1	-7.3
Bulk pesticides and other bulk synthetic organic agricultural chemicals, excluding preparation.....	06	1403992	-3.0	0.1	0.0	0.0	-0.1	0.0
Industrial organic flavor oil mixtures and blends.....	06	1403993	-18.7	-9.9	-8.1	-5.7	-0.8	-0.3
Natural organic chemicals.....	06	1403995	-4.5	-6.0	-2.3	0.0	-0.4	0.0
Synthetic organic chemicals for use as flavor and perfume materials.....	06	1403997	-	0.0	0.0	0.0	-	-
Synthetic organic rubber-processing chemicals.....	06	1403998	-	-2.5	-	-	-	-
Synthetic organic plasticizers.....	06	1403999	1.2	3.9	-3.5	2.6	0.4	0.7
Other synthetic organic chemicals.....	06	140399A	-5.8	-2.1	-2.7	5.0	0.8	0.2
Miscellaneous end use chemicals and chemical products, excluding urea.....	06	140399B	2.8	3.3	0.0	0.2	-0.9	0.1
Miscellaneous cyclic and acyclic chemicals and chemical products, excluding fatty acid esters.....	06	140399C	-7.0	-1.8	-1.3	1.5	1.2	0.0
Paints and allied products.....	06	2	-1.5	0.9	-0.5	-1.1	0.1	-0.1
Prepared paint.....	06	21	-1.0	0.0	-0.2	-0.3	-0.1	-0.2
Architectural coatings.....	06	2101	-0.3	0.0	0.0	-0.4	0.0	0.0
Architectural coatings.....	06	210104	-0.3	0.0	0.0	-0.4	0.0	0.0
Exterior architectural coatings.....	06	2101041	0.3	0.0	0.0	0.0	0.0	0.0
Interior architectural coatings.....	06	2101042	-0.6	0.0	0.0	-0.6	0.0	0.0
OEM finishes excluding marine coatings.....	06	2102	-2.0	0.2	0.3	-1.1	-0.2	0.4
OEM finishes excluding marine coatings.....	06	210201	-2.0	0.2	0.3	-1.1	-0.2	0.4
Transportation finishes, except powdered and high-solids coatings.....	06	2102011	-3.9	0.6	0.2	-2.3	1.0	0.0
All other product finishes for original equipment manufacturers (OEM), excluding marine coating.....	06	2102012	-1.5	0.1	0.4	-0.8	-0.5	0.4
Special purpose coatings, incl. marine, industrial & construction coatings.....	06	2103	-2.1	-0.1	-1.3	0.9	-0.2	-1.1
Special purpose coatings, incl. marine, industrial & construction coatings.....	06	210301	-2.1	-0.1	-1.3	0.9	-0.2	-1.1
Paint materials.....	06	22	-3.0	5.0	-0.8	-4.0	0.1	-0.1
Paint colors.....	06	2202	-5.0	5.7	-1.0	-4.6	0.1	-0.1
All other inorganic pigments, including TiO ₂ , chrome colors, and other white opaque pigments.....	06	22020N	-6.5	6.0	-1.7	-4.2	-1.4	0.0
Synthetic organic pigments, lakes, and toners.....	06	220298	5.2	3.5	4.2	-6.8	10.0	-0.7
Kaolin and ball clay.....	06	2204	-	0.0	0.0	-	-	-
Kaolin and ball clay.....	06	220407	-	0.0	0.0	-	-	-
Allied and miscellaneous paint products.....	06	23	-2.3	-0.1	-2.3	-1.9	2.1	0.2
Allied and miscellaneous paint products.....	06	2301	-2.3	-0.1	-2.3	-1.9	2.1	0.2
Allied and miscellaneous paint products.....	06	230104	-2.3	-0.1	-2.3	-1.9	2.1	0.2
Drugs and pharmaceuticals.....	06	3	3.4	-0.2	0.0	0.2	0.0	0.0
Medicinal and botanical chemicals, drugs, and other products.....	06	31	0.8	-0.2	0.0	0.9	0.0	-0.3
Medicinal and botanical chemicals, drugs, and other products.....	06	3102	0.9	-0.2	0.0	0.9	0.0	-0.3
Synthetic organic medicinal chemicals, medicinal & botanical drugs, & other products.....	06	310203	0.9	-0.2	0.0	0.9	0.0	-0.3
Veterinary pharmaceutical preparations.....	06	34	-	0.0	0.0	0.0	0.0	0.0
Pharmaceuticals for veterinary use.....	06	3403	-	0.0	0.0	0.0	0.0	0.0
Pharmaceuticals for veterinary use.....	06	340303	-	0.0	0.0	0.0	0.0	0.0
Biological products, including diagnostics.....	06	37	5.1	-0.3	-0.1	0.2	0.0	0.0
Biological products, excluding diagnostic, for veterinary, industrial, and all other misc. uses.....	06	3717	15.5	-1.3	1.0	1.7	0.0	0.0
Biological products, excluding diagnostic, for veterinary, industrial, and all other misc. uses.....	06	371705	15.5	-1.3	1.0	1.7	0.0	0.0
Diagnostics.....	06	3718	2.6	-0.2	-0.7	-0.4	0.1	0.0
In-vitro diagnostic substances.....	06	371801	0.5	-0.5	-1.1	-0.2	0.3	0.3
Biological products, excluding diagnostic, for human use.....	06	3719	2.7	0.0	0.0	0.0	0.0	0.0
Biological products, excluding diagnostic, for human use.....	06	371904	2.7	0.0	0.0	0.0	0.0	0.0

See footnotes at end of table.

Table 7. Producer price index percentage changes for commodity and service groupings and individual items, not seasonally adjusted — Continued
 [December 2023]

Title	Commodity code		Unadjusted 12-month percent change ¹	Unadjusted 1-month percent change ¹				
	Group code	Item code		Dec. 2022 to Dec. 2023 ^P	July to Aug.	Aug. to Sept. ^P	Sept. to Oct. ^P	Oct. to Nov. ^P
Pharmaceutical preparations.....	06	38	2.8	-0.2	0.0	0.1	0.0	0.0
Pharmaceuticals affecting neoplasms, the endocrine system, & metabolic diseases.....	06	3801	1.3	0.0	0.0	0.0	0.0	0.0
Cancer therapy products.....	06	380102	2.5	0.0	0.0	0.0	0.0	0.0
Insulin/antidiabetes products.....	06	380103	2.8	0.0	0.0	0.0	0.0	0.0
Other neoplasms, endocrine system, and metabolic diseases.....	06	380104	1.1	0.0	0.0	0.0	0.0	0.0
Hormones and oral contraceptives.....	06	380105	0.8	0.0	0.0	0.0	0.0	0.0
Pharmaceuticals acting on the central nervous system and the sense organs.....	06	3802	4.7	0.0	0.0	0.0	0.0	0.0
Analgesics.....	06	380202	4.6	0.0	0.0	0.0	0.0	0.0
Analgesics, over-the-counter.....	06	380202OC	5.5	0.0	0.0	0.0	0.0	0.0
Analgesics, prescription.....	06	380202RX	4.6	0.0	0.0	0.0	0.0	0.0
Psychotherapeutics.....	06	380203	9.2	0.0	0.0	0.0	0.0	0.0
Antidepressants.....	06	3802031	10.0	0.0	0.0	0.0	0.0	0.0
Other psychotherapeutics, including tranquilizers.....	06	3802032	4.3	0.1	0.0	0.0	0.0	0.0
Anticonvulsants.....	06	380204	-9.6	0.0	0.0	0.0	0.0	0.0
Other central nervous system and sense organs.....	06	380205	4.8	0.0	0.0	0.0	0.0	0.0
Pharmaceuticals acting on the cardiovascular system.....	06	3803	5.1	0.0	0.0	0.0	0.0	0.0
Other cardiovascular preparations.....	06	380305	3.9	0.0	0.0	0.0	0.0	0.0
Pharmaceuticals acting on the respiratory system.....	06	3804	-1.2	-3.3	0.0	0.0	0.0	0.0
Antihistamines and bronchodilators, including antiasthmatics.....	06	380402	2.7	0.0	0.0	0.0	0.0	0.0
Other respiratory preparations.....	06	380403	-7.1	-8.2	0.0	0.0	0.0	0.0
Other respiratory preparations, over-the-counter.....	06	380403OC	1.9	0.0	0.0	0.0	0.0	0.0
Other respiratory preparations, prescription.....	06	380403RX	-16.1	-16.7	0.0	0.0	0.0	0.0
Pharmaceuticals acting on the digestive or the genito-urinary systems.....	06	3805	-0.5	0.0	0.0	0.4	0.0	0.0
Other digestive or genito-urinary preparations.....	06	380503	-0.4	0.0	0.0	0.4	0.0	0.0
Other digestive or genito-urinary preparations, prescription.....	06	380503RX	-0.3	0.0	0.0	0.5	0.0	0.0
Pharmaceuticals acting on the skin.....	06	3806	-0.1	0.0	0.0	0.0	0.0	-0.8
Other pharmaceutical preparations acting on the skin.....	06	380603	0.9	0.0	0.0	0.0	0.0	0.0
Anti-acne preparations.....	06	380606	0.1	0.0	0.0	0.0	0.0	0.0
Vitamin, nutrient, and hematonic preparations.....	06	3807	4.9	1.5	-0.1	1.0	0.2	0.0
Multivitamins.....	06	380702	7.7	0.0	0.0	-0.8	0.0	0.0
Other vitamins and nutrients.....	06	380703	2.5	0.0	-0.1	1.8	0.2	0.0
Pharmaceuticals affecting parasitic and infective diseases.....	06	3808	1.8	0.0	0.0	0.0	0.0	0.0
Broad and medium spectrum antibiotics.....	06	380802	0.0	0.0	0.0	0.0	0.0	0.0
Systemic antivirals.....	06	380803	3.2	0.0	0.0	0.0	0.0	0.0
Other parasitic and infective diseases.....	06	380804	3.3	0.0	0.0	0.0	0.0	0.0
Fats and oils, inedible.....	06	4	-19.8	3.4	0.0	-6.5	-6.0	-2.3
Fats and oils, inedible.....	06	41	-19.8	3.4	0.0	-6.5	-6.0	-2.3
Fats and oils, inedible.....	06	4101	-19.8	3.4	0.0	-6.5	-6.0	-2.3
Soybean oil, processed for inedible purposes.....	06	410131	-16.7	3.1	-0.9	-7.8	-5.0	-0.7
Crude soybean oil, degummed, made from soybeans crushed in the same establishment.....	06	4101311	-10.4	3.0	-0.7	-3.1	-1.7	-1.1
Soybean oil, all other types.....	06	4101312	-20.0	3.2	-1.0	-10.2	-6.8	-0.5
Lard, inedible tallow, and grease, except wool grease.....	06	410132	-31.5	4.6	3.8	-1.2	-10.1	-8.8
Agricultural chemicals and chemical products.....	06	5	-20.3	0.5	-1.9	2.8	0.8	0.7
Mixed fertilizers.....	06	51	-9.7	-0.8	-1.1	0.2	0.0	-0.1
Mixed fertilizers.....	06	5105	-9.7	-0.8	-1.1	0.2	0.0	-0.1
Mixed fertilizers.....	06	510501	-9.7	-0.8	-1.1	0.2	0.0	-0.1
Mixed fertilizers, made in plants which manufacture fertilizer materials.....	06	5105011	-5.5	2.6	0.9	0.9	0.0	0.0
Mixed fertilizers, dry, mixing only.....	06	5105012	-8.1	-2.4	-0.2	-0.4	0.0	-0.1
Mixed fertilizers, liquid, mixing only.....	06	5105013	-29.1	-3.6	-12.4	0.4	0.0	0.0
Fertilizer materials.....	06	52	-27.5	3.0	0.2	6.8	2.1	1.6
Nitrogenates.....	06	5201	-38.8	-1.4	-0.7	7.9	2.6	1.0
Fertilizer materials of organic origin.....	06	520137	-0.4	0.0	0.0	0.0	0.0	0.0
Synthetic ammonia, nitric acid, ammonium compounds, and urea.....	06	52013A	-41.0	-1.6	-0.8	8.8	2.9	1.1
Phosphates.....	06	5202	-11.7	7.7	1.2	5.7	1.6	2.2
Phosphoric acid, 52-54 percent APA, superphosphates and other phosphate fertilizer materials.....	06	52026A	-11.7	7.7	1.2	5.7	1.6	2.2
Other agricultural chemicals.....	06	53	-15.8	-1.1	-4.2	0.2	-0.1	0.0
Other agricultural chemicals.....	06	5301	-15.8	-1.1	-4.2	0.2	-0.1	0.0
Lawn and garden pesticides and chemicals.....	06	530107	0.9	0.0	-3.0	0.0	0.0	0.0
Household and institutional pesticides and chemicals.....	06	530108	5.1	0.2	0.0	0.0	0.0	0.0
Agricultural and commercial pesticides and chemicals.....	06	530109	-17.5	-1.2	-4.5	0.2	-0.1	0.0

See footnotes at end of table.

Table 7. Producer price index percentage changes for commodity and service groupings and individual items, not seasonally adjusted — Continued
 [December 2023]

Title	Commodity code		Unadjusted 12-month percent change ¹ Dec. 2022 to Dec. 2023 ^P	Unadjusted 1-month percent change ¹				
	Group code	Item code		July to Aug.	Aug. to Sept. ^P	Sept. to Oct. ^P	Oct. to Nov. ^P	Nov. to Dec. ^P
Plastic resins and materials.....	06	6	-6.5	-1.2	-0.1	-1.9	0.3	-0.3
Thermoplastic resins and plastics materials.....	06	62	-5.4	-1.5	-0.2	-1.8	0.5	-0.2
Thermoplastic resins and plastics materials.....	06	6212	-5.4	-1.5	-0.2	-1.8	0.5	-0.2
Thermoplastic resins and plastics materials.....	06	621201	-5.4	-1.5	-0.2	-1.8	0.5	-0.2
Thermosetting resins and plastics materials.....	06	63	-13.6	1.1	0.5	-2.8	-0.8	-0.4
Thermosetting resins and plastics materials.....	06	6306	-13.6	1.1	0.5	-2.8	-0.8	-0.4
Thermosetting resins and plastics materials.....	06	630601	-13.6	1.1	0.5	-2.8	-0.8	-0.4
Other chemicals and allied products.....	06	7	2.4	-0.1	-0.1	0.3	-0.2	0.1
Soaps and detergents.....	06	71	1.4	0.0	-0.1	0.1	-0.2	-0.1
Soaps and other detergents.....	06	7104	1.4	0.0	-0.1	0.1	-0.2	-0.1
Soaps and detergents, commercial, industrial, and institutional.....	06	710401	2.5	0.0	-0.2	0.0	0.1	0.0
Commercial, industrial, and institutional hard surface cleaners.....	06	71040101	6.7	0.0	0.0	0.0	0.0	0.0
Commercial, industrial, and institutional laundry detergents.....	06	71040102	5.7	0.0	0.0	0.1	0.0	0.0
Commercial, industrial, and institutional dishwashing detergents.....	06	71040103	0.6	0.0	0.0	0.0	0.0	0.0
Commercial, industrial, and institutional metal cleaners.....	06	71040104	2.8	0.0	0.0	0.0	0.0	0.0
Dairy, farm, and food plant cleaners, sanitizers, etc.....	06	71040106	0.0	0.0	0.0	0.0	0.0	0.0
Commercial, industrial, and institutional soaps, excluding specialty cleaners.....	06	71040107	1.7	0.0	-0.8	0.0	0.0	0.0
Household detergents.....	06	710402	1.1	0.3	0.1	0.1	0.1	0.1
Household alkaline detergents and cleaners.....	06	7104021	1.1	0.3	0.1	0.1	0.1	0.1
Household dry and liquid laundry detergents.....	06	7104022	0.0	0.0	0.0	0.0	0.0	0.0
Soaps, excluding specialty cleaners, household.....	06	710403	-0.5	0.0	-0.1	0.2	-0.7	-0.3
Polish and other sanitation goods.....	06	72	1.9	0.0	0.0	0.1	-0.1	0.0
Polish and other sanitation goods.....	06	7201	1.9	0.0	0.0	0.1	-0.1	0.0
Polishing preparations and related products.....	06	720103	0.6	0.1	0.0	0.6	-1.0	0.0
Specialty cleaning and sanitation products.....	06	720105	1.0	0.0	0.0	0.0	0.0	0.0
Disinfectants, nonagricultural, industrial and institutional.....	06	7201051	0.7	0.0	0.0	0.0	0.0	0.0
Air and room fresheners.....	06	7201053	0.4	0.0	0.0	0.0	0.0	0.0
Laundry fabric softeners and rinses, liquid and dry.....	06	7201058	3.4	0.0	0.0	0.0	0.0	0.0
Other specialty cleaning and sanitation products.....	06	7201059	1.0	0.0	0.0	0.0	0.0	0.0
Cosmetics and other toilet preparations.....	06	75	4.8	0.0	-0.1	0.3	0.0	0.0
Shaving preparations.....	06	7502	0.2	0.0	0.0	0.0	-0.1	0.0
Shaving preparations.....	06	750206	0.2	0.0	0.0	0.0	-0.1	0.0
Perfumes, toilet waters, and colognes.....	06	7503	3.0	0.0	0.0	0.0	0.0	0.0
Perfumes, toilet waters, and colognes.....	06	750306	3.0	0.0	0.0	0.0	0.0	0.0
Hair preparations (including shampoos).....	06	7504	1.3	0.0	0.0	0.0	0.0	0.0
Hair preparations (including shampoos).....	06	750407	1.3	0.0	0.0	0.0	0.0	0.0
Hair preparations incl professional, consumer, and cream/gel shampoos.....	06	75040701	1.4	0.0	0.0	0.0	0.0	0.0
Hair tonics and hair dressings incl professional and consumer use.....	06	75040702	1.2	0.0	0.0	0.0	0.0	0.0
Toothpastes, denture cleaners, and mouthwashes.....	06	7505	9.8	-0.1	0.0	2.0	0.0	0.0
Denture cleaners, mouthwashes, gargles, and rinses.....	06	750504	10.3	-0.1	0.0	3.0	0.0	0.0
Creams, lotions, and oils, excluding shaving, hair, and deodorant.....	06	7514	5.5	0.0	0.0	0.0	0.0	0.0
Creams, lotions, and oils, excluding shaving, hair, and deodorant.....	06	751401	5.5	0.0	0.0	0.0	0.0	0.0
Other cosmetics and toilet preparations.....	06	7515	4.7	0.0	-0.3	0.1	0.0	0.0
Other cosmetics and toilet preparations.....	06	751501	4.7	0.0	-0.3	0.1	0.0	0.0
Misc. chemical prod. and preparations.....	06	79	1.6	-0.2	-0.1	0.4	-0.3	0.1
Explosives and blasting accessories.....	06	7902	2.7	-0.6	0.2	0.0	0.6	-0.1
Explosives and blasting accessories.....	06	790234	2.7	-0.6	0.2	0.0	0.6	-0.1
Industrial gases.....	06	7903	4.7	-1.5	1.5	0.8	-1.7	0.1
Carbon dioxide.....	06	790302	3.8	-1.3	-2.3	-0.5	0.5	0.0
Nitrogen.....	06	790303	-19.0	-1.5	0.2	0.0	-20.6	0.2
Oxygen.....	06	790304	5.7	0.0	0.0	-0.9	-0.4	0.2
Argon and hydrogen.....	06	790309	7.1	0.4	6.1	-1.3	2.2	0.5
Other industrial gases (including fluorocarbon and acetylene).....	06	790312	12.3	-2.4	2.6	2.3	2.9	0.0
Adhesives and sealants.....	06	7904	1.6	-0.3	0.1	0.0	0.0	0.0
Synthetic resin and rubber adhesives.....	06	790402	1.1	-0.5	0.2	-0.1	0.0	0.0
Epoxy adhesives.....	06	7904021	3.0	0.0	0.1	0.0	0.3	0.0
Other synthetic resin and rubber adhesives.....	06	7904026	-0.2	-0.9	0.5	-0.2	0.0	-0.1
Structural sealants (load bearing).....	06	790407	0.0	0.0	0.0	0.0	0.0	0.0
Nonstructural caulking compounds and sealants.....	06	79040A	2.7	0.0	0.0	0.0	0.0	0.0
Surface active agents.....	06	7905	-1.3	0.0	-0.6	0.9	0.0	0.0
Surfactants (bulk surface active agents).....	06	790502	2.0	0.0	-0.8	1.2	0.0	0.0
Gum and wood chemicals, including wood distillation products.....	06	7906	-6.8	-4.8	0.9	0.0	-2.7	-0.2

See footnotes at end of table.

Table 7. Producer price index percentage changes for commodity and service groupings and individual items, not seasonally adjusted — Continued
 [December 2023]

Title	Commodity code		Unadjusted 12-month percent change ¹	Unadjusted 1-month percent change ¹				
	Group code	Item code		Dec. 2022 to Dec. 2023 ^P	July to Aug.	Aug. to Sept. ^P	Sept. to Oct. ^P	Oct. to Nov. ^P
Gum and wood chemicals, including wood distillation products.....	06	790607	-6.8	-4.8	0.9	0.0	-2.7	-0.2
Other miscellaneous chemical products.....	06	7909	1.7	0.5	-0.8	0.3	0.0	0.3
Carbon black, all processes.....	06	790918	8.0	0.9	3.3	2.3	2.9	0.0
Printing ink.....	06	790919	2.0	-0.9	-0.1	0.2	-0.2	0.2
Gravure printing inks.....	06	7909192	0.0	0.0	0.0	0.0	0.0	0.0
Lithographic and offset inks.....	06	7909193	4.3	0.5	-0.3	-0.2	0.0	0.0
News and nonheat web offset printing inks.....	06	79091931	2.1	0.2	-2.9	0.0	0.0	0.0
Publication and commercial web inks.....	06	79091932	7.5	0.5	0.0	0.0	0.0	0.0
Sheet-fed general inks.....	06	79091933	-0.5	-0.3	0.0	-0.5	0.0	0.0
Sheet-fed packaging inks.....	06	79091934	0.6	1.3	-0.3	-0.4	0.0	0.0
Flexographic printing inks.....	06	7909194	-3.8	-3.6	0.0	-0.2	0.0	0.0
Nonimpact/digital inks.....	06	7909195	4.8	-0.6	0.0	1.2	-0.4	0.7
All other printing inks.....	06	7909196	5.9	0.9	1.6	-0.3	-0.5	0.4
Water-treating compounds.....	06	790961	-2.5	2.9	-4.1	0.0	-2.2	0.0
Automotive chemicals.....	06	790991	-2.1	0.0	0.0	0.5	-0.1	0.0
All other chemical preparations, including essential oils, matches, and gelatin.....	06	790999	2.3	0.4	-0.2	-0.1	0.3	0.5
Rubber and plastic products.....	07	—	-2.2	-0.2	-0.2	0.0	0.2	0.0
Rubber and rubber products.....	07	1	0.1	0.0	0.1	0.3	0.1	-0.2
Synthetic rubber, inc. styrene-butadiene rubber (SBR) and ethylene propylene.....	07	11	-7.4	0.1	1.1	2.4	0.2	-1.5
Synthetic rubber.....	07	1102	-7.4	0.1	1.1	2.4	0.2	-1.5
Synthetic rubber, inc. sbr and ethylene propylene.....	07	110224	-7.4	0.1	1.1	2.4	0.2	-1.5
Tires, tubes, tread, & repair materials.....	07	12	2.1	0.0	-0.2	-0.1	-0.1	0.0
Tires.....	07	1201	2.0	0.0	-0.2	-0.1	-0.1	0.0
Pneumatic tires (including passenger, truck, bus, tractor, industrial, and other tires).....	07	12010	2.1	0.0	-0.2	-0.1	-0.1	0.0
Passenger car pneumatic tires.....	07	120104	4.5	0.0	0.0	-0.2	0.0	0.0
Truck and bus (including off-the-highway) pneumatic tires.....	07	120105	-5.1	0.0	0.0	0.0	-0.1	0.0
Tread rubber, tire sundries, and repair materials.....	07	1203	6.1	0.0	-0.1	0.0	0.0	0.3
Tread rubber, tire sundries, and repair materials.....	07	120354	6.1	0.0	-0.1	0.0	0.0	0.3
Miscellaneous rubber products.....	07	13	1.3	-0.1	0.1	-0.2	0.2	0.1
Rubber and plastics footwear, including athletic footwear.....	07	1301	0.6	0.0	0.0	0.0	0.0	0.0
Rubber and plastics footwear, including athletic footwear.....	07	130109	0.6	0.0	0.0	0.0	0.0	0.0
Rubber and plastic belts and belting.....	07	1303	1.1	0.0	0.0	-0.3	0.0	0.0
Flat rubber and plastics belts and belting.....	07	130371	0.2	0.0	0.0	-0.5	0.0	0.0
Rubber and plastics transmission belts and belting (excluding flat).....	07	130372	2.6	0.1	0.0	0.0	-0.1	0.0
Rubber and plastics hose.....	07	1304	-3.6	-0.1	0.1	-0.4	0.0	0.0
Rubber and plastics hose.....	07	130411	-3.6	-0.1	0.1	-0.4	0.0	0.0
Industrial rubber and plastics hose without fittings.....	07	1304116	-2.7	0.0	0.0	0.0	0.0	0.0
Rubber and plastics water hose (incl. fire, irrigation, etc.).....	07	1304117	-18.3	-1.2	0.8	-2.0	0.0	0.0
Rubber and plastics hose for on- and off-highway motor vehicles.....	07	1304118	3.2	0.9	0.0	0.0	0.0	0.0
Miscellaneous rubber products, n.e.c.....	07	1306	2.3	-0.1	0.1	-0.2	0.2	0.2
All other industrial rubber products.....	07	130604	2.0	0.2	0.0	-0.4	0.3	0.6
All other miscellaneous rubber goods.....	07	130606	3.1	-0.1	0.0	0.0	0.1	0.0
Rubber compounds or mixtures for sale or interplant transfer.....	07	130612	-5.3	-0.7	0.3	-0.6	-0.5	0.4
Rubber products for mechanical use.....	07	130617	7.8	0.0	0.0	0.0	0.7	0.0
Molded rubber mechanical goods automotive.....	07	1306171	11.4	0.0	0.0	0.0	0.1	0.0
Molded rubber mechanical goods, transportation/off-highway.....	07	1306172	3.5	-0.1	0.0	0.0	0.0	0.0
Other molded rubber mechanical goods (excluding tubing).....	07	1306179	8.1	0.1	0.0	0.0	2.3	0.0
Other extruded rubber mechanical goods (excl. auto)(excl. tubing).....	07	130617C	0.7	0.0	0.0	0.0	0.0	0.0
Rubber coated fabrics, garments, and footwear.....	07	130618	4.8	2.1	0.0	0.0	0.0	0.0
Plastic products.....	07	2	-2.8	-0.2	-0.3	0.0	0.2	0.0
Plastic construction products.....	07	21	-3.2	-0.1	0.2	0.0	0.2	-0.4
Plastics construction products.....	07	2106	-3.2	-0.1	0.2	0.0	0.2	-0.4
Plastics pipe.....	07	210603	-11.0	-1.1	-0.4	0.1	-1.2	-1.3
Plastics drain, waste, and vent pipe.....	07	2106031	-17.6	-0.5	0.1	-2.7	-1.3	-1.4
Plastics water pipe.....	07	2106033	-7.8	-2.0	-0.4	2.1	-2.2	-2.0
Plastics sewer, stormdrain, and water main pipe.....	07	2106038	-11.9	-1.4	-1.3	0.4	-0.5	-0.7
Other plastics pipe.....	07	210603B	-8.5	0.0	0.0	0.0	0.0	0.0
Plastics pipe fittings and unions.....	07	210604	-2.0	1.1	-0.4	0.2	-0.4	0.7
Plastics plumbing fixtures.....	07	210605	0.8	0.7	0.0	0.0	-0.6	-1.1
Other plastics construction products.....	07	210606	1.2	0.1	0.7	0.0	1.4	0.2
Building and construction polystyrene foam products.....	07	2106061	-8.3	-0.4	0.0	0.0	-0.1	0.0

See footnotes at end of table.

Table 7. Producer price index percentage changes for commodity and service groupings and individual items, not seasonally adjusted — Continued
 [December 2023]

Title	Commodity code		Unadjusted 12-month percent change ¹	Unadjusted 1-month percent change ¹				
	Group code	Item code		Dec. 2022 to Dec. 2023 ^P	July to Aug.	Aug. to Sept. ^P	Sept. to Oct. ^P	Oct. to Nov. ^P
Building & construction fabricated plastics products (excl foam, plumbing fixtures, hardware).....	07	2106063	2.5	0.2	0.8	0.0	1.6	0.3
Unsupported plastic film, sheet and other shapes.....	07	22	-6.2	-0.8	-1.5	0.4	0.3	0.9
Unsupported plastics film, sheet, and other shapes.....	07	2205	-6.2	-0.8	-1.5	0.4	0.3	0.9
Unsupported plastics film, sheet, and other shapes.....	07	220501	-6.2	-0.8	-1.5	0.4	0.3	0.9
Unlaminated polyethylene film and sheet.....	07	2205011	-8.9	-0.4	-2.6	0.2	0.0	0.0
Unlaminated vinyl and vinyl copolymer film and sheet.....	07	2205013	-2.4	0.0	-0.7	0.0	0.0	0.0
Miscellaneous unlaminated plastics film and sheet.....	07	2205014	-11.8	-0.2	-2.8	-0.4	0.0	0.0
Unlaminated plastics profile shapes.....	07	2205015	1.4	-1.7	0.6	1.4	0.6	2.4
Laminated plastic sheets, rods, and tubes.....	07	23	4.1	0.1	0.0	0.0	0.0	0.0
Laminated plastics plates, sheet (except packaging), and shapes.....	07	2304	4.1	0.1	0.0	0.0	0.0	0.0
Laminated plastics plates, sheet (except packaging), and shapes.....	07	230401	4.1	0.1	0.0	0.0	0.0	0.0
Parts for manufacturing from plastics.....	07	26	-4.1	-0.2	-0.2	-0.2	-0.4	0.2
Parts for transportation equipment.....	07	2601	-2.8	0.0	-0.3	-0.2	-0.6	0.0
Parts for transportation equipment.....	07	260105	-2.8	0.0	-0.3	-0.2	-0.6	0.0
Transportation polyurethane foam products.....	07	2601051	0.0	0.0	0.0	0.0	0.0	0.0
Transportation fabricated plastic parts (excluding foam and reinforced plastics).....	07	2601052	-3.1	0.0	-0.3	-0.2	-0.6	0.0
Other parts and components for manufacturing.....	07	2602	-0.8	-0.5	0.3	-0.2	0.5	0.8
Other parts and components for manufacturing.....	07	260205	-0.8	-0.5	0.3	-0.2	0.5	0.8
All other miscellaneous polyurethane foam products.....	07	2602051	-0.2	0.0	0.0	0.0	-0.2	0.0
Electrical & electronic fabricated plastics (excl. foam and reinforced plastics).....	07	2602052	-1.6	-1.4	0.9	-0.6	0.7	2.5
All other polystyrene foam products incl. transportation application uses.....	07	2602053	-	0.0	0.0	0.0	0.0	-
Industrial machinery plastics products, excl foam (incl gears, bearings, bushings, cams).....	07	2602054	0.5	0.0	0.0	0.0	0.6	0.0
Foam components for furniture.....	07	2603	-15.7	-1.1	-0.4	0.0	-0.8	0.0
Foam components for furniture.....	07	260305	-15.7	-1.1	-0.4	0.0	-0.8	0.0
Other plastic products.....	07	29	1.2	0.9	-0.1	-0.4	-0.1	0.2
Other plastics products.....	07	2901	1.2	0.9	-0.1	-0.4	-0.1	0.2
Custom compounding of purchased resins and color concentrates.....	07	290196	-3.2	1.5	-0.3	-0.6	-0.1	-0.2
All other reinforced and fiberglass plastics products.....	07	290197	8.9	0.0	0.1	0.0	0.0	0.8
Products made of foam other than polystyrene or polyurethane.....	07	290198	1.9	0.0	0.0	0.0	0.0	0.0
Plastic packaging products.....	07	2A	-4.6	-0.2	0.0	-0.4	0.4	-0.4
Plastics packaging products.....	07	2A01	-4.6	-0.2	0.0	-0.4	0.4	-0.4
Plastics packaging products.....	07	2A0101	-4.6	-0.2	0.0	-0.4	0.4	-0.4
Other plastics packaging products, excluding film, sheet, foam and bottles.....	07	2A01012	-5.3	-0.1	0.2	-0.6	0.5	-0.9
Packaging polyurethane foam products.....	07	2A01013	0.7	-0.1	0.0	0.0	0.0	0.0
Plastics bottles.....	07	2A01014	-3.8	-0.4	-0.1	-0.3	0.3	0.3
Polystyrene foam food containers.....	07	2A01015	-4.0	-0.4	0.0	0.3	0.7	-0.2
Polystyrene foam protective shipping pads, shaped cushioning, etc....	07	2A01016	-6.2	-0.6	-1.1	0.0	-1.2	0.0
Consumer, institutional, and commercial products, n.e.c.....	07	2B	0.4	0.1	-0.3	0.2	0.0	0.0
All other consumer, institutional, and commercial products.....	07	2B01	0.4	0.1	-0.3	0.2	0.0	0.0
All other consumer, institutional, and commercial products.....	07	2B0101	0.4	0.1	-0.3	0.2	0.0	0.0
Consumer and institutional polystyrene foam products.....	07	2B01011	-2.7	0.0	-1.0	0.9	0.2	-1.1
Consumer and institutional polyurethane foam products.....	07	2B01013	3.0	-	-	-	-	0.0
Consumer/institutional/commercial fabricated plastics products.....	07	2B01015	1.0	0.1	-0.1	0.0	0.0	0.2
Recyclable plastics.....	07	2C	-	-5.5	-2.9	0.6	9.7	-
Recyclable plastics.....	07	2C01	-	-5.5	-2.9	0.6	9.7	-
Recyclable plastics.....	07	2C0101	-	-5.5	-2.9	0.6	9.7	-
Lumber and wood products.....	08	-	-4.4	-1.7	0.2	-0.8	-0.8	0.1
Lumber.....	08	1	-9.2	-6.1	0.3	-3.9	-2.5	-0.1
Softwood lumber.....	08	11	-14.6	-4.6	-1.7	-3.3	-5.0	0.2
Softwood cut stock and dimension.....	08	1105	-15.4	-3.6	-0.3	-2.9	-1.9	-0.2
Softwood cut stock and dimension.....	08	110503	-15.4	-3.6	-0.3	-2.9	-1.9	-0.2
Softwood lumber, not edge worked.....	08	1106	-15.9	-5.0	-2.0	-3.5	-5.7	0.3
Softwood lumber, not edge worked.....	08	110601	-15.9	-5.0	-2.0	-3.5	-5.7	0.3
Softwood dressed lumber, less than 2 inches in nominal thickness, not edge worked.....	08	1106012	-42.0	-4.9	-5.1	-5.9	-6.9	0.8
Softwood dressed 2-inch lumber, 2 inches in nominal thickness only, not edge worked.....	08	1106013	-12.3	-7.3	-1.8	-5.6	-7.6	1.9

See footnotes at end of table.

Table 7. Producer price index percentage changes for commodity and service groupings and individual items, not seasonally adjusted — Continued
 [December 2023]

Title	Commodity code		Unadjusted 12-month percent change ¹ Dec. 2022 to Dec. 2023 ^P	Unadjusted 1-month percent change ¹				
	Group code	Item code		July to Aug.	Aug. to Sept. ^P	Sept. to Oct. ^P	Oct. to Nov. ^P	Nov. to Dec. ^P
Softwood dressed lumber and timbers, more than 2 inches in nominal thickness, not edge worked.....	08	1106014	-23.7	2.7	-5.3	0.2	-9.9	-3.4
Softwood lumber, made from purchased lumber.....	08	1107	0.2	-0.4	0.4	-0.4	-0.2	0.1
Softwood lumber, made from purchased lumber.....	08	110701	0.2	-0.4	0.4	-0.4	-0.2	0.1
Hardwood lumber.....	08	12	-0.2	-8.4	3.5	-4.9	1.3	-0.6
Hardwood cut stock and dimension.....	08	1203	0.4	-0.1	0.2	0.2	0.2	0.2
Hardwood cut stock and dimension.....	08	120311	0.4	-0.1	0.2	0.2	0.2	0.2
Hardwood flooring.....	08	1204	0.9	-0.5	0.3	0.1	-0.2	0.0
Oak and maple hardwood flooring.....	08	120401	0.9	-0.5	0.3	0.1	-0.2	0.0
Hardwood flooring, other than oak and maple.....	08	120402	0.2	0.0	0.0	0.0	0.0	0.0
Hardwood lumber, not edge worked.....	08	1205	1.8	-13.2	6.0	-9.1	2.2	-1.1
Hardwood lumber, not edge worked.....	08	120501	1.8	-13.2	6.0	-9.1	2.2	-1.1
Millwork.....	08	2	-3.4	-1.1	0.2	0.2	0.0	-0.4
General millwork.....	08	21	-0.5	-1.0	-0.1	0.2	0.1	0.0
General millwork.....	08	2101	-0.5	-1.0	-0.1	0.2	0.1	0.0
Stock wood kitchen cabinets, related cabinetwork and countertops.....	08	210102	0.0	-0.5	0.0	0.2	-0.2	0.0
Stock wood kitchen cabinets and related cabinetwork for permanent installation.....	08	2101021	0.1	-0.7	0.0	0.3	-0.3	0.0
Custom wood kitchen cabinets, bathroom vanities, and related cabinetwork.....	08	210105	1.0	-0.8	0.0	0.3	0.6	0.0
Custom wood kitchen cabinets and related cabinetwork not sold direct to customer at retail.....	08	2101051	0.9	-0.3	0.0	0.1	0.3	0.0
Custom wood kitchen cabinets, bathroom vanities, and related cabinet work sold at retail.....	08	2101052	1.1	-1.7	0.0	0.7	1.2	0.0
Wood window units.....	08	210112	4.5	0.0	0.0	0.0	0.0	0.0
Double hung wood window units.....	08	2101121	4.3	0.0	0.0	0.0	0.0	0.0
Casement wood window units.....	08	2101122	4.8	0.0	0.0	0.0	0.0	0.0
All other wood window units, including horizontal sliding, awning and single hung.....	08	2101123	4.4	0.0	0.0	0.0	0.0	0.0
Wood sash, excluding sash shipped in window units.....	08	210122	4.6	0.0	0.0	0.0	0.0	0.0
Wood window & door frames, incl. door frames in door units, excl. window frames in window units.....	08	210132	-15.5	-10.9	1.4	4.4	1.0	1.0
Wood panel, flush, & molded face doors, interior & exterior, incl. doors with glazed sections.....	08	210142	1.5	-0.5	0.2	-0.2	-0.1	0.1
Other wood doors, incl. garage, patio, bifold, cabinet, screen, storm and louver.....	08	210152	1.4	0.0	-0.2	-0.4	0.0	0.0
Wood moldings.....	08	210162	-5.2	-0.1	-0.2	-0.5	-0.3	-0.2
Mirror and picture frames and framed pictures.....	08	210175	-	0.0	0.0	0.0	-	-
Other wood millwork products, including stairwork, exterior millwork, and softwood flooring.....	08	210183	-0.6	0.0	-1.6	-0.3	0.0	-0.2
Prefabricated structural members.....	08	22	-11.3	-1.3	1.1	0.1	-0.3	-1.8
Prefabricated structural members.....	08	2201	-11.3	-1.3	1.1	0.1	-0.3	-1.8
Laminated veneer lumber.....	08	220107	-13.9	-5.3	-0.9	-0.6	-0.6	0.8
Other engineered structural wood members, excluding trusses & laminated veneer lumber.....	08	220108	-6.8	-1.6	0.0	0.0	-0.3	0.1
Wood trusses.....	08	220109	-12.0	-0.7	1.6	0.1	-0.3	-2.6
Plywood.....	08	3	-3.8	1.4	1.4	1.6	-1.3	-0.2
Softwood veneer and plywood.....	08	31	-2.2	2.5	3.3	3.0	-2.1	-0.4
Softwood veneer and plywood.....	08	3103	-2.2	2.5	3.3	3.0	-2.1	-0.4
Softwood veneer and plywood.....	08	310303	-2.2	2.5	3.3	3.0	-2.1	-0.4
Softwood veneer, incl. veneer backed w/ paper, cloth, or other flexible material.....	08	3103031	-7.9	1.8	1.7	1.6	-0.2	-1.4
Softwood plywood products: rough, sanded, and specialties.....	08	3103035	1.2	2.9	4.1	3.7	-3.1	0.2
Hardwood veneer and plywood.....	08	35	-6.0	0.0	-1.1	-0.1	-0.1	0.1
Hardwood veneer and plywood.....	08	3501	-6.0	0.0	-1.1	-0.1	-0.1	0.1
Hardwood veneer, including veneer backed with paper, cloth, or other flexible material.....	08	350102	-2.4	-0.1	-0.1	-0.5	-0.5	0.6
Hardwood plywood.....	08	350104	-11.5	0.3	-2.0	0.4	-0.2	0.0
Hardwood veneered panels, including two-ply veneers.....	08	350107	-3.3	-0.3	-1.9	0.0	1.0	-0.8
Other wood products.....	08	4	-3.3	-0.1	-0.1	-1.1	0.0	1.4
Wood pallets and pallet containers, wood and metal combination.....	08	41	-12.8	-1.1	-0.8	-1.9	-1.4	-0.5
Wood pallets and pallet containers.....	08	4101	-12.8	-1.1	-0.8	-1.9	-1.4	-0.5
Wood pallets and pallet containers, wood and metal combination.....	08	410101	-12.8	-1.1	-0.8	-1.9	-1.4	-0.5
Wood boxes.....	08	42	12.5	0.0	-0.3	-3.2	-1.5	19.2
Wood boxes.....	08	4201	12.5	0.0	-0.3	-3.2	-1.5	19.2
Nailed and lock-corner wood boxes.....	08	420101	-1.2	0.0	0.0	0.0	0.0	0.0

See footnotes at end of table.

Table 7. Producer price index percentage changes for commodity and service groupings and individual items, not seasonally adjusted — Continued
 [December 2023]

Title	Commodity code		Unadjusted 12-month percent change ¹	Unadjusted 1-month percent change ¹				
	Group code	Item code		Dec. 2022 to Dec. 2023 ^P	July to Aug.	Aug. to Sept. ^P	Sept. to Oct. ^P	Oct. to Nov. ^P
Wood box and crate shook.....	08	420102	-7.5	0.0	-0.6	-0.1	-3.5	0.0
Other wood container parts and wood containers.....	08	420127	—	0.0	0.0	-6.8	0.0	—
Miscellaneous wood products.....	08	49	7.2	1.1	0.8	0.1	1.9	0.7
Wood ties, siding, shingles, and shakes, and contract sawing of logs owned by others.....	08	4903	9.3	6.6	0.0	0.3	-1.0	-1.7
Wood ties, siding, shingles, and shakes, and contract sawing of logs owned by others.....	08	490301	9.3	6.6	0.0	0.3	-1.0	-1.7
Sawn wood fence stock, wood lath, and contract resawing and planing. . .	08	4904	0.0	0.0	0.0	0.0	0.0	0.0
Sawn wood fence stock, wood lath, and contract resawing and planing.....	08	490401	0.0	0.0	0.0	0.0	0.0	0.0
All other miscellaneous wood products.....	08	4909	7.8	0.8	0.9	0.1	2.3	1.0
All other miscellaneous wood products.....	08	490901	7.8	0.8	0.9	0.1	2.3	1.0
Logs, bolts, timber, pulpwood and wood chips.....	08	5	-5.1	0.3	0.0	-0.1	-1.2	-0.4
Logs, bolts, timber, pulpwood and wood chips.....	08	51	-5.1	0.3	0.0	-0.1	-1.2	-0.4
Logs, bolts, timber, pulpwood and wood chips.....	08	5105	-5.1	0.3	0.0	-0.1	-1.2	-0.4
Logs, bolts, timber and pulpwood.....	08	510502	-5.2	0.8	-0.1	0.1	-1.3	-0.2
Wood chips, excluding field chips.....	08	510505	-4.8	-1.4	0.2	-0.8	-1.1	-1.1
Prefabricated wood buildings & components.....	08	6	-0.9	0.0	-0.1	0.4	-0.3	0.1
Prefabricated wood buildings & components.....	08	61	-0.9	0.0	-0.1	0.4	-0.3	0.1
Prefabricated wood buildings and components.....	08	6101	-0.9	0.0	-0.1	0.4	-0.3	0.1
Prefabricated stationary wood buildings, components (not sold as complete units).....	08	610101	2.7	-1.5	0.2	-0.2	-0.1	0.0
Prefabricated stationary wood buildings, precut packages (complete units).....	08	610102	0.6	0.2	0.1	-0.3	-0.6	0.1
Prefabricated stationary wood buildings, shipped in panel form (complete units).....	08	610103	-3.6	0.1	-0.3	1.4	-0.3	0.7
Prefabricated stationary wood buildings, shipped in three-dimensional assemblies.....	08	610104	0.3	0.0	0.0	0.0	0.0	-0.4
Prefabricated stationary wood buildings, three-dimensional assemblies, residential.....	08	6101041	1.3	0.0	0.0	0.0	0.0	-0.5
Prefabricated stationary wood buildings, three-dimensional assemblies, nonresidential.....	08	6101042	-7.6	0.0	0.0	0.0	0.0	0.0
Treated wood and contract wood preserving.....	08	7	3.3	-0.4	-0.9	0.3	-1.0	1.5
Treated wood and contract wood preserving.....	08	71	3.3	-0.4	-0.9	0.3	-1.0	1.5
Treated wood.....	08	7101	3.4	-0.4	-1.0	0.3	-1.1	1.6
Wood poles, piles, and posts owned and treated by the same establishment.....	08	710101	6.2	0.8	-1.9	1.0	-0.8	1.9
Other wood products owned and treated by the same establishment. . .	08	710102	-0.1	-1.8	0.2	-0.6	-1.4	1.2
Contract wood preservation.....	08	7102	1.6	0.2	0.1	0.0	-0.1	0.3
Receipts for treating wood owned by others w/ arsenical chemicals, creosote, & other chemicals.....	08	710201	1.6	0.2	0.1	0.0	-0.1	0.3
Pulp, paper, and allied products.....	09	—	-1.5	0.2	0.2	-0.6	-0.3	-0.4
Pulp, paper, and prod., ex. bldg. paper.....	09	1	-3.1	-0.4	0.3	0.1	-0.3	-0.6
Wood pulp.....	09	11	-21.6	-2.4	-4.2	2.9	2.0	1.3
Wood pulp.....	09	1105	-21.6	-2.4	-4.2	2.9	2.0	1.3
Wood pulp.....	09	110501	-21.6	-2.4	-4.2	2.9	2.0	1.3
Special alpha and dissolving wood pulp, incl. sulfite and sulfate and other wood pulp.....	09	1105012	-21.7	-2.8	-4.8	5.8	2.2	1.6
All other miscellaneous pulp, other than wood, and pulp mill byproducts incl. turpentine.....	09	1105017	-20.3	0.0	0.0	-15.0	0.2	-1.0
Recyclable paper.....	09	12	36.8	2.2	9.6	10.8	1.0	-7.5
News and other low grade recyclable paper.....	09	1201	—	-7.7	9.2	7.8	0.4	—
News and other low grade recyclable paper.....	09	120125	—	-7.7	9.2	7.8	0.4	—
Corrugated recyclable paper.....	09	1203	74.0	5.4	8.4	12.3	1.7	-9.1
Corrugated recyclable paper.....	09	120325	74.0	5.4	8.4	12.3	1.7	-9.1
High grade recyclable paper (including pulp substitutes and deinking).	09	1207	-8.7	-4.1	13.5	7.4	-1.2	0.3
High grade recyclable (including pulp substitutes and deinking).	09	120725	-8.7	-4.1	13.5	7.4	-1.2	0.3
Paper.....	09	13	-1.4	-0.6	0.6	-0.5	-0.2	0.0
Writing and printing papers.....	09	1301	-2.4	-0.7	0.7	-1.6	-0.2	-0.2
Bleached bristol, clay-coated, uncoated, and industrial converted paper.....	09	130119	-1.4	0.0	0.9	-1.7	-0.1	-0.3
Newsprint.....	09	1302	-17.3	-3.0	2.2	-4.8	-3.1	0.0
Newsprint.....	09	130291	-17.3	-3.0	2.2	-4.8	-3.1	0.0
Packaging and industrial converting paper.....	09	1303	0.2	-0.4	0.5	0.6	0.1	-0.1
Coated and laminated single and multi-web paper.....	09	130321	-1.9	0.0	0.0	-0.2	0.0	0.0

See footnotes at end of table.

Table 7. Producer price index percentage changes for commodity and service groupings and individual items, not seasonally adjusted — Continued
 [December 2023]

Title	Commodity code		Unadjusted 12-month percent change ¹ Dec. 2022 to Dec. 2023 ^P	Unadjusted 1-month percent change ¹				
	Group code	Item code		July to Aug.	Aug. to Sept. ^P	Sept. to Oct. ^P	Oct. to Nov. ^P	Nov. to Dec. ^P
Single-web paper, rolls and sheets, including waxed, for flexible packaging uses.....	09	1303211	2.8	0.0	0.0	0.0	0.0	0.0
Multiweb laminated rolls and sheets, except foil, for flexible packaging uses.....	09	1303213	-6.6	0.0	0.0	-0.4	0.0	0.0
Coated and laminated single and multi-web film.....	09	130322	1.5	-0.4	0.7	0.2	0.2	-0.1
Single-web film, rolls, and sheets, including coextruded, for flexible packaging uses.....	09	130322A	2.2	-0.1	0.9	0.7	-0.5	-0.2
Single-web film, rolls, and sheets for flexible packaging uses.....	09	130322A1	3.0	0.1	0.7	0.3	-0.4	0.0
Coextruded single-web film, for flexible packaging uses.....	09	130322A2	-1.3	-0.7	1.8	2.6	-0.7	-1.1
All other coated and processed papers.....	09	1305	-0.6	-0.4	1.1	0.8	-2.8	1.3
Converted foil for nonpackaging applications.....	09	130505	-0.9	0.9	0.0	0.0	0.0	0.0
Other coated and processed papers, except for packaging uses.....	09	130506	-0.7	-0.7	1.3	1.0	-3.5	1.6
Paperboard.....	09	14	-8.2	-0.3	0.5	0.0	-0.1	-1.5
Corrugated paperboard in sheets and rolls, lined and unlined.....	09	1405	-9.7	1.0	-1.7	1.2	-0.6	0.5
Corrugated paperboard in sheets and rolls, lined and unlined.....	09	140551	-9.7	1.0	-1.7	1.2	-0.6	0.5
Paperboard, excluding corrugated paperboard in sheets and rolls.....	09	1411	-7.9	-0.6	0.9	-0.2	0.0	-2.0
Recycled paperboard.....	09	141105	-10.5	-0.2	-0.8	0.1	0.1	-0.6
Unbleached kraft packaging and industrial converting paperboard.....	09	141107	-8.9	-0.2	2.2	-0.5	0.0	-3.6
Bleached packaging and industrial converting paperboard.....	09	141112	-2.0	-2.0	0.0	0.0	0.0	0.0
Converted paper and paperboard products.....	09	15	-2.1	-0.5	0.0	-0.3	-0.6	-0.3
Sanitary paper products, including stock.....	09	1501	-2.8	-0.6	0.1	-0.8	-1.9	-1.6
Sanitary paper products, including stock.....	09	150123	-2.8	-0.6	0.1	-0.8	-1.9	-1.6
Sanitary tissue paper products, made in paper mills.....	09	1501233	-6.2	-0.6	0.0	-1.5	-3.4	-2.8
Disposable diapers and similar disposable products, purchased sanitary paper stock and wadding.....	09	1501234	0.0	0.0	0.0	0.0	0.0	0.0
Sanitary tissue paper products, made from purchased sanitary paper stock or wadding.....	09	1501235	3.3	-1.2	0.5	0.1	0.1	-0.3
Paper, plastic, and foil bags.....	09	1502	0.9	-0.1	0.0	0.0	0.0	0.0
Uncoated single-web paper grocers' bags and sacks and variety and shopping bags.....	09	150214	14.2	0.0	0.0	-0.6	0.0	0.0
Specialty bags, pouches and liners.....	09	150216	-0.1	-0.2	-0.1	0.1	0.0	0.0
Plastics, foil, and coated paper bags.....	09	1502161	0.4	0.0	0.1	0.0	0.0	0.0
Specialty bags, pouches, and liners, multiweb laminations and foil, except film-film.....	09	15021612	0.8	-0.1	0.1	0.0	0.0	0.0
Single-web film specialty bags, pouches, and liners.....	09	1502162	-0.1	-0.2	-0.1	0.1	0.0	0.0
Polyethylene grocery and variety bags and pouches.....	09	15021621	-2.4	0.1	0.1	0.2	0.0	0.0
Polyethylene refuse bags.....	09	15021622	-2.4	-0.3	-0.6	-0.5	0.6	0.0
Other polyethylene bags, pouches, and liners.....	09	15021625	2.7	-0.3	0.0	0.5	-0.5	0.0
Coextruded single-web film specialty bags, pouches, & liners.....	09	15021626	-0.5	-0.1	0.0	0.0	0.0	0.0
Multiweb film/film combination specialty bags, pouches and liners.....	09	1502163	-1.4	-1.5	1.3	0.5	0.0	0.0
Paper boxes and containers.....	09	1503	-3.4	-0.5	-0.2	-0.1	-0.3	0.0
Corrugated shipping containers.....	09	150301	-6.4	-0.9	-0.1	0.0	0.0	0.0
Corrugated shipping containers for food and beverages and carryout boxes for retail food.....	09	1503011	-5.6	-1.4	-0.1	-0.2	0.0	0.0
Corrugated shipping containers for paper and allied products.....	09	1503012	-15.2	-2.0	-0.1	0.4	0.0	0.0
Corrugated shipping containers for metal and electrical machinery.....	09	1503013	-3.4	0.0	-0.1	0.1	0.0	0.0
Corrugated shipping containers for all other end uses.....	09	1503014	-4.3	-0.1	-0.1	0.0	0.0	0.0
Setup (rigid) paperboard boxes.....	09	150322	10.6	-0.6	-0.7	-0.1	0.6	2.6
Folding paperboard boxes, packaging, and packaging components.....	09	150336	1.9	0.0	-0.3	-0.1	-1.2	-0.1
Folding paperboard boxes, packaging, and packaging components.....	09	15033601	1.9	0.0	-0.3	-0.1	-1.1	-0.1
Paperboard fiber drums with ends of any material.....	09	150337	-2.8	2.5	-0.1	0.2	-2.4	0.0
Other corrugated and solid fiber products, including containers, pallets, pads, etc.....	09	1504	-0.1	-0.4	0.0	0.0	0.0	2.7
Other corrugated and solid fiber products, including containers, pallets, pads, etc.....	09	150441	-0.1	-0.4	0.0	0.0	0.0	2.7
Office supplies and accessories.....	09	1506	-0.2	-0.8	0.5	-0.6	0.7	0.4
Envelopes.....	09	150636	-3.0	-0.2	-0.1	0.1	1.0	-0.7
Die-cut paper and paperboard office supplies.....	09	150646	9.3	0.0	0.0	0.0	7.3	0.0
Paper supplies for business machines and other misc. unprinted office supplies.....	09	150655	-1.7	-2.8	2.7	-2.2	-2.4	2.3
Tablets, pads, and related products.....	09	150657	1.9	-0.8	-0.3	-0.3	0.0	0.1
Fiber cans, tubes, and similar fiber products.....	09	1507	1.6	0.1	0.1	-0.1	-0.2	0.1
Fiber cans, all fiber and composite.....	09	150731	6.8	0.2	0.4	-0.2	0.3	0.4
Fiber cores and tubes.....	09	150732	-1.1	0.0	0.0	0.0	-0.4	0.0
Paperboard cones, reels, spools, bobbins, blocks, and all vulcanized fiber products.....	09	150733	8.4	0.0	0.0	0.0	0.0	0.0
Molded pulp goods, including egg cartons, florists pots, food trays, etc.....	09	1508	-3.1	0.1	-1.6	-0.2	-0.9	-0.7

See footnotes at end of table.

Table 7. Producer price index percentage changes for commodity and service groupings and individual items, not seasonally adjusted — Continued
 [December 2023]

Title	Commodity code		Unadjusted 12-month percent change ¹ Dec. 2022 to Dec. 2023 ^P	Unadjusted 1-month percent change ¹				
	Group code	Item code		July to Aug.	Aug. to Sept. ^P	Sept. to Oct. ^P	Oct. to Nov. ^P	Nov. to Dec. ^P
Molded pulp goods, including egg cartons, florists pots, food trays, etc.....	09	150814	-3.1	0.1	-1.6	-0.2	-0.9	-0.7
Miscellaneous converted paper and paperboard products.....	09	1509	-0.3	-0.4	-0.4	0.1	-0.4	-0.2
Pasted, lined, laminated, or surface-coated paperboard.....	09	150901	-3.3	0.0	-1.3	0.0	0.0	0.0
Wallcoverings.....	09	150902	1.7	0.0	0.0	0.0	0.0	0.0
Other sanitary paper products & misc. converted paper & paperboard products.....	09	150999	0.3	-0.5	-0.2	0.2	-0.5	-0.2
Miscellaneous converted paper and paperboard products.....	09	1509992	0.8	-0.8	-0.2	0.2	-0.5	-0.2
Pressure-sensitive products.....	09	16	-2.0	0.1	-0.2	0.3	-0.1	-1.1
Pressure-sensitive products.....	09	1601	-2.0	0.1	-0.2	0.3	-0.1	-1.1
Pressure-sensitive products.....	09	160101	-2.0	0.1	-0.2	0.3	-0.1	-1.1
Building paper & building board mill prods.....	09	2	2.2	13.5	-0.2	-17.9	-2.4	1.1
Hardboard, particleboard & fiberboard prods.....	09	22	2.2	13.5	-0.2	-17.9	-2.4	1.1
Particleboard and fiberboard.....	09	2201	2.3	14.0	-0.2	-18.6	-2.5	1.1
Particleboard made from particleboard produced at the same location...	09	220125	-10.8	-1.9	-1.4	-0.2	-1.3	-0.5
Prefinished particleboard and medium density fiberboard (MDF) made from purchased materials.....	09	220141	-3.8	-0.2	-2.6	0.0	0.0	0.0
Hardboard products.....	09	2202	0.0	-0.2	0.0	0.0	0.0	0.0
Hardboard products.....	09	220206	0.0	-0.2	0.0	0.0	0.0	0.0
Publications, printed matter and printing material.....	09	4	2.6	0.3	0.2	0.0	0.1	0.0
Books printing.....	09	44	6.1	-1.1	0.5	0.0	1.5	0.0
Books printing.....	09	4401	6.1	-1.1	0.5	0.0	1.5	0.0
Books printing.....	09	440114	6.1	-1.1	0.5	0.0	1.5	0.0
Textbook printing and binding.....	09	4401141	-2.2	-0.3	-0.9	0.0	0.0	0.0
Technical, scientific, & professional book printing & binding.....	09	4401143	-0.8	-0.1	-0.2	0.5	0.0	0.0
Religious book printing and binding.....	09	4401145	0.7	-1.6	0.0	0.0	0.8	0.0
General book (trade, etc.) printing and binding.....	09	4401147	17.6	-2.1	1.8	0.0	3.4	0.0
Other book and pamphlet printing and binding.....	09	440114E	0.1	0.0	0.1	0.0	0.0	0.0
Manifold business forms printing.....	09	45	0.0	0.0	0.0	0.0	0.0	0.0
Manifold business forms printing.....	09	4501	0.0	0.0	0.0	0.0	0.0	0.0
Manifold business forms printing, excluding checkbooks.....	09	450105	0.0	0.0	0.0	0.0	0.0	0.0
Commercial printing.....	09	47	2.5	0.3	0.2	0.0	0.1	0.0
Magazine and periodical printing.....	09	4701	-1.1	0.0	0.0	-0.2	0.0	0.0
Magazine and periodical printing (lithographic).....	09	470102	-1.1	0.0	0.0	-0.2	0.0	0.0
Label and wrapper printing for packaging.....	09	4702	2.3	0.2	0.0	0.0	0.0	0.0
Label and wrapper printing (lithographic).....	09	470202	-2.0	0.0	0.0	0.0	0.0	0.0
Label and wrapper printing (flexographic).....	09	470205	3.7	0.3	0.0	0.0	0.0	0.0
Catalog and directory printing.....	09	4703	-0.6	0.0	0.0	-0.4	0.0	0.0
Catalog and directory printing (lithographic).....	09	470302	-0.6	0.0	0.0	-0.4	0.0	0.0
Advertising printing.....	09	4705	0.2	0.0	0.0	0.0	0.1	0.0
Advertising printing (lithographic).....	09	470506	0.4	0.0	0.0	0.0	0.1	0.0
Other general job printing.....	09	4706	3.5	0.3	0.6	-0.1	0.0	0.0
Quick printing.....	09	470604	7.3	0.0	3.9	0.0	0.0	0.0
Other commercial and general job printing.....	09	470609	2.6	0.0	0.1	-0.1	0.0	0.0
Other commercial and general job printing (lithographic).....	09	4706091	2.8	0.0	0.0	-0.2	0.0	0.0
All other commercial and general job printing.....	09	4706094	1.4	0.0	1.4	0.0	0.0	0.0
Other commercial printing, incl. screen, engraving, digital, & general job exc. labels/wrappers.....	09	4711	4.8	0.8	0.3	0.0	0.2	0.0
Commercial screen printing, excluding on garments, apparel accessories, & other fabric articles.....	09	471101	3.1	0.0	0.0	0.0	0.0	0.0
Screen printing (excluding on textiles, apparel, apparel accessories, and labels).....	09	4711012	3.1	0.0	0.0	0.0	0.0	0.0
Other commercial and general job screen printing.....	09	47110123	2.5	-0.1	0.0	0.0	0.0	0.0
Digital printing.....	09	471103	5.4	0.8	0.3	0.0	0.2	0.0
Blankbooks, binders, and bookbinding work.....	09	48	2.6	-0.1	-0.1	-0.1	0.0	0.1
Tradebinding and related work.....	09	4802	0.8	-0.1	-0.1	-0.1	0.0	0.1
Miscellaneous binding and postpress work, incl collating, perforating, folding, gluing, etc.....	09	480203	-1.8	-0.3	-0.3	0.0	-0.5	-0.3
Softcover, pamphlet, sample book, and other binding of books and materials printed elsewhere.....	09	480204	3.1	0.0	0.0	-0.4	0.1	0.1
Services for the printing trade.....	09	49	1.0	1.0	0.0	0.0	0.0	0.0
Prepress services, including platemaking.....	09	4905	1.0	1.0	0.0	0.0	0.0	0.0
Prepress services, excl platemaking (incl film, assembled flats, color sep., typesetting, etc.).....	09	490501	0.8	-	0.0	0.0	0.0	0.0

See footnotes at end of table.

Table 7. Producer price index percentage changes for commodity and service groupings and individual items, not seasonally adjusted — Continued
 [December 2023]

Title	Commodity code		Unadjusted 12-month percent change ¹	Unadjusted 1-month percent change ¹				
	Group code	Item code		Dec. 2022 to Dec. 2023 ^P	July to Aug.	Aug. to Sept. ^P	Sept. to Oct. ^P	Oct. to Nov. ^P
Printing plates and cylinders, prepared for printing (excl blank plates and blank cylinders).....	09	490502	1.4	1.4	0.0	0.0	0.0	0.0
Metals and metal products.....	10	—	0.9	-0.6	-0.8	-0.8	0.1	1.8
Iron and steel.....	10	1	1.9	-1.1	-2.3	-2.2	-0.4	4.3
Iron ores.....	10	11	-6.0	1.1	0.5	-1.1	-1.9	0.0
Iron ores.....	10	1105	-6.0	1.1	0.5	-1.1	-1.9	0.0
Iron ores.....	10	110555	-6.0	1.1	0.5	-1.1	-1.9	0.0
Iron and steel scrap.....	10	12	19.4	0.8	0.7	-2.3	3.9	11.3
Carbon steel scrap.....	10	1211	21.1	1.0	0.6	-2.2	4.6	10.5
Heavy melting scrap.....	10	121191	19.1	2.2	4.3	-0.6	0.3	3.7
Carbon steel scrap bundles.....	10	121192	32.1	-0.8	-10.5	-1.6	7.5	18.9
Shredded carbon steel scrap.....	10	121193	18.6	-0.1	0.8	-2.6	5.1	10.1
Cut plate and structural scrap.....	10	121194	21.5	2.4	0.9	-1.6	4.2	9.8
Stainless and other alloy steel scrap.....	10	1212	8.9	-0.3	0.8	-3.6	-1.8	18.6
Stainless and other alloy steel scrap.....	10	121208	8.9	-0.3	0.8	-3.6	-1.8	18.6
Cast iron scrap.....	10	1213	-5.3	-0.1	-3.7	-0.9	1.0	8.8
Cast iron scrap.....	10	121308	-5.3	-0.1	-3.7	-0.9	1.0	8.8
Other ferrous scrap.....	10	1215	—	-4.5	—	—	-5.6	—
Other ferrous scrap.....	10	121501	—	-4.5	—	—	-5.6	—
Foundry and forge shop products.....	10	15	1.7	0.5	-0.1	-0.6	-0.2	0.0
Pressure and soil pipe and fittings, cast iron.....	10	1502	-0.2	-1.7	-0.1	-0.1	0.4	0.0
Ductile iron pressure pipe and fittings.....	10	150211	—	-3.0	-0.3	—	—	—
Cast iron pressure and soil pipe and fittings, except ductile pressure pipe.....	10	150227	—	—	—	—	0.6	0.0
Other gray and ductile iron castings.....	10	1504	1.2	-0.4	-0.4	0.0	-0.1	0.3
Ductile iron castings (excluding pressure pipe & fittings).....	10	150413	0.9	-0.2	-0.4	0.2	-0.2	0.4
Gray iron castings (including molds and stools for heavy steel ingots).....	10	150419	1.6	-0.7	-0.3	-0.2	0.1	0.0
Standard and pearlitic malleable iron castings.....	10	1505	—	—	—	—	-0.3	-0.4
Standard and pearlitic malleable iron castings.....	10	150501	—	—	—	—	-0.3	-0.4
Steel investment castings.....	10	1506	1.4	0.0	0.0	-1.1	0.0	0.0
Steel investment castings.....	10	150624	1.4	0.0	0.0	-1.1	0.0	0.0
Carbon steel castings, except investment.....	10	1507	6.1	1.2	1.3	0.1	0.0	0.0
Carbon steel castings, except investment.....	10	150701	6.1	1.2	1.3	0.1	0.0	0.0
High alloy steel castings, excluding investment.....	10	1508	—	7.1	0.0	-5.6	0.0	—
High alloy steel castings, excluding investment.....	10	150801	—	7.1	0.0	-5.6	0.0	—
Other alloy steel castings, except investment.....	10	1509	11.7	8.0	0.2	0.0	1.1	0.0
Other alloy steel castings, except investment.....	10	150901	11.7	8.0	0.2	0.0	1.1	0.0
Other forge shop products.....	10	1513	-0.2	-0.5	-0.2	0.0	-0.8	-0.2
Closed die forgings, ferrous.....	10	151359	0.7	-0.2	0.0	0.2	-1.0	-0.2
Hot impression die impact, press and upset steel forgings.....	10	15135912	1.1	-0.3	0.0	0.2	-1.0	-0.2
Hot impression die impact, press, and upset carbon steel forgings.....	10	151359121	1.7	0.0	0.2	0.0	-1.9	0.0
Hot impression die impact, press, & upset alloy steel forgings, except stainless and high temp.....	10	151359122	-1.0	-0.5	-0.2	0.4	-0.3	-0.5
Steel mill products.....	10	17	-2.0	-2.0	-3.5	-2.5	-1.5	3.3
Semifinished steel mill products.....	10	1702	2.5	-0.9	-1.0	-1.3	-0.5	1.9
Hot rolled steel bars, plates, and structural shapes.....	10	1704	-4.7	0.2	-2.5	-1.3	-1.1	1.3
Hot rolled steel bars, plates, and structural shapes, carbon.....	10	170410	-5.0	0.2	-2.6	-1.2	-1.0	1.5
Steel wire.....	10	1705	-8.1	-1.0	-1.8	-1.2	-1.0	0.4
Steel wire, carbon.....	10	170501	-8.7	-1.3	-1.2	-1.3	-1.4	0.3
Steel pipe and tube.....	10	1706	-17.6	-1.4	-1.7	-0.1	0.2	-2.6
Steel pipe and tube, carbon.....	10	170652	-18.3	-0.9	-2.3	-0.4	0.3	-3.5
Steel pipe and tube, stainless steel.....	10	170674	-7.9	-2.3	-0.5	-0.6	-1.1	-1.2
Cold rolled steel sheet and strip.....	10	1707	18.4	-1.9	-7.0	-0.2	0.0	14.6
Cold rolled steel sheet and strip.....	10	170710	18.4	-1.9	-7.0	-0.2	0.0	14.6
Cold finished steel bars and bar shapes.....	10	1708	-7.0	-1.7	-0.5	-1.6	0.7	-0.5
Cold finished steel bars and bar shapes.....	10	170810	-7.0	-1.7	-0.5	-1.6	0.7	-0.5
Electrometallurgical ferroalloy products.....	10	1712	-25.6	-1.3	-2.9	-1.1	-3.3	-1.0
Electrometallurgical ferroalloy products.....	10	171201	-25.6	-1.3	-2.9	-1.1	-3.3	-1.0
Nonferrous metals.....	10	2	-1.2	-0.8	-0.4	-0.4	0.5	1.2
Nonferrous metal ores.....	10	21	6.0	-3.0	0.5	1.8	3.4	1.2
Primary nonferrous metals.....	10	22	0.1	-3.9	1.9	-2.0	0.9	-1.5
Primary nonferrous metals.....	10	2201	0.1	-3.9	1.9	-2.0	0.9	-1.5
Other nonferrous metals, unalloyed.....	10	220181	3.4	-6.5	2.7	-4.3	1.2	-0.7

See footnotes at end of table.

Table 7. Producer price index percentage changes for commodity and service groupings and individual items, not seasonally adjusted — Continued
 [December 2023]

Title	Commodity code		Unadjusted 12-month percent change ¹ Dec. 2022 to Dec. 2023 ^P	Unadjusted 1-month percent change ¹				
	Group code	Item code		July to Aug.	Aug. to Sept. ^P	Sept. to Oct. ^P	Oct. to Nov. ^P	Nov. to Dec. ^P
Nonferrous scrap.....	10	23	-5.4	0.5	-1.4	-1.2	-0.5	5.0
Copper base scrap.....	10	2301	2.0	-0.7	-0.6	-2.7	1.1	3.9
No. 1 copper scrap, including wire.....	10	230101	0.5	-0.4	-0.1	-3.3	0.7	4.2
No. 2 copper scrap, including wire.....	10	230102	1.0	-0.9	-2.2	-3.3	1.5	5.4
Yellow brass scrap.....	10	230103	-	-1.4	-0.9	-0.4	-	-
Aluminum base scrap.....	10	2302	6.8	1.2	-1.8	0.4	2.5	4.6
Used beverage can scrap.....	10	230205	-	1.7	-5.5	-0.2	0.6	-
Other nonferrous scrap (including lead, zinc and precious metals).....	10	2303	-22.2	1.1	-1.7	-1.2	-5.4	6.7
Other nonferrous scrap (including lead, zinc and precious metals).....	10	230309	-22.2	1.1	-1.7	-1.2	-5.4	6.7
Secondary nonferrous metals.....	10	24	-4.9	-1.4	-0.3	-1.4	0.2	0.3
Secondary aluminum.....	10	2402	-11.1	-1.9	-1.7	-1.6	-2.3	0.2
Secondary aluminum.....	10	240229	-11.1	-1.9	-1.7	-1.6	-2.3	0.2
Secondary copper, alloyed and unalloyed.....	10	2403	7.1	-0.4	0.4	-1.1	0.5	0.4
Secondary copper, alloyed and unalloyed.....	10	240339	7.1	-0.4	0.4	-1.1	0.5	0.4
Secondary precious metals.....	10	2406	-	-1.3	0.2	-2.2	5.0	0.7
Secondary precious metals.....	10	240669	-	-1.3	0.2	-2.2	5.0	0.7
All other miscellaneous secondary nonferrous metals, including lead and zinc.....	10	2408	-7.8	-0.8	2.7	-0.4	1.2	0.0
All other miscellaneous secondary nonferrous metals, including lead and zinc.....	10	240801	-	-0.8	2.7	-0.4	1.2	0.0
Nonferrous mill shapes.....	10	25	-1.0	-0.2	-0.5	-0.7	-0.2	0.2
Aluminum mill shapes.....	10	2501	-1.7	-0.3	-0.9	-0.4	-0.2	-0.1
Extruded aluminum shapes, including rod, bar, and wire.....	10	250162	0.4	-1.2	-0.9	-0.4	-0.3	-0.3
Copper and brass mill shapes.....	10	2502	-1.4	0.1	-0.1	-1.4	-0.3	1.1
Copper and copper alloy sheet, strip and plate.....	10	250237	4.0	-0.9	0.4	-0.3	-0.6	1.9
Copper and copper alloy rod, bar and shapes.....	10	250238	-1.6	1.9	-0.3	-1.4	-0.1	0.3
Copper and copper alloy pipe and tube.....	10	250239	-5.5	-3.0	0.0	-2.4	-0.4	2.4
Nickel and nickel-base alloy mill shapes.....	10	2504	-4.2	-0.8	0.1	-2.5	0.0	-0.2
Nickel and nickel-base alloy mill shapes.....	10	250466	-4.2	-0.8	0.1	-2.5	0.0	-0.2
Titanium and titanium-base alloy mill shapes.....	10	2505	4.0	0.6	0.7	0.0	-0.1	0.0
Titanium and titanium-base alloy mill shapes.....	10	250505	4.0	0.6	0.7	0.0	-0.1	0.0
Other nonferrous mill shapes.....	10	2519	5.6	-1.1	-0.1	0.0	0.1	0.0
All other nonferrous metal mill shapes, except precious metal.....	10	251935	5.6	-1.1	-0.3	0.9	0.1	0.0
Nonferrous wire and cable.....	10	26	-4.6	0.5	-1.5	-0.5	-0.1	0.4
Nonferrous wire and cable.....	10	2603	-4.6	0.5	-1.5	-0.5	-0.1	0.4
Electronic wire and cable.....	10	260301	-0.3	0.0	0.0	0.0	0.0	0.0
Copper wire and cable.....	10	260314	0.7	-0.4	-0.8	-1.2	0.3	1.5
Power wire and cable.....	10	260332	14.9	4.2	-7.8	2.5	0.3	-1.9
Fiber optic cable.....	10	260333	-6.6	0.0	0.0	-2.4	-2.8	0.0
Other wire and cable.....	10	260398	4.2	1.4	1.3	0.9	0.8	-2.0
Nonferrous forge shop products.....	10	27	7.9	0.0	0.0	0.7	0.7	0.3
Nonferrous forge shop products.....	10	2701	7.9	0.0	0.0	0.7	0.7	0.3
Nonferrous forge shop products.....	10	270111	7.9	0.0	0.0	0.7	0.7	0.3
Hot impression die, impact, press and upset aluminum and other nonferrous forgings.....	10	2701111	8.7	0.0	0.0	0.8	0.8	0.3
Hot impression die, impact, press and upset aluminum and aluminum alloy forgings.....	10	27011111	0.5	0.0	0.0	1.6	0.0	0.6
Hot impression die, impact, press and upset titanium and titanium alloy forgings.....	10	27011112	16.0	0.0	0.0	0.0	1.8	0.0
Other nonferrous hot impression die impact, press, and upset forgings.....	10	27011113	38.7	-0.5	0.0	0.0	0.0	0.6
Nonferrous foundry shop products.....	10	28	2.4	0.0	0.0	0.1	-0.3	0.5
Aluminum castings.....	10	2802	-0.1	0.0	-0.2	-0.3	-0.4	0.4
Aluminum die-castings.....	10	280207	-1.8	-0.3	-0.3	-0.6	-0.6	0.9
Aluminum castings, excluding die-castings.....	10	280208	2.8	0.4	0.0	0.2	0.0	-0.3
Castings, nonferrous (except aluminum).....	10	2807	7.7	0.0	0.4	0.8	-0.2	0.6
Castings, nonferrous (except aluminum).....	10	280701	7.7	0.0	0.4	0.8	-0.2	0.6
Nonferrous die-castings (except aluminum).....	10	2807011	-0.4	-0.3	1.0	-0.2	0.0	0.0
Copper base castings (excluding die-castings).....	10	2807013	1.7	0.3	0.0	-0.8	-0.7	1.6
Metal containers.....	10	3	-5.2	-1.6	-0.2	-0.9	-0.5	0.0
Metal cans and can components.....	10	31	-5.4	-2.1	-0.3	-1.0	0.0	0.0
Steel cans and tinware end products.....	10	3102	-	0.0	-0.7	0.0	0.0	-
Steel cans and tinware end products.....	10	310231	-	0.0	-0.7	0.0	0.0	-
Aluminum cans and can components.....	10	3103	-8.1	-3.5	0.0	-1.8	0.0	0.0
Aluminum cans and can components.....	10	310331	-8.1	-3.5	0.0	-1.8	0.0	0.0

See footnotes at end of table.

Table 7. Producer price index percentage changes for commodity and service groupings and individual items, not seasonally adjusted — Continued
 [December 2023]

Title	Commodity code		Unadjusted 12-month percent change ¹	Unadjusted 1-month percent change ¹				
	Group code	Item code		Dec. 2022 to Dec. 2023 ^P	July to Aug.	Aug. to Sept. ^P	Sept. to Oct. ^P	Oct. to Nov. ^P
Barrels, drums, pails and other metal containers.....	10	32	-4.2	0.6	0.0	-0.4	-2.4	0.1
Barrels, drums, pails and other metal containers.....	10	3201	-4.2	0.6	0.0	-0.4	-2.4	0.1
Steel shipping barrels and drums (excl. beer barrels) (more than 12-gallon capacity).....	10	320106	-7.6	2.0	0.0	-1.3	-6.5	0.3
All other metal containers.....	10	320107	-3.2	-1.0	0.0	0.0	0.0	0.0
Hardware.....	10	4	1.1	0.0	0.0	0.0	0.1	-0.3
Hardware, n.e.c.....	10	41	-0.2	0.0	0.0	0.0	0.2	-0.6
Builders' hardware.....	10	4101	-1.2	0.0	0.0	0.0	0.0	0.0
Builders' hardware (lock units, key blanks, door & window hardware, cabinet hardware, etc.).....	10	410104	-1.2	0.0	0.0	0.0	0.0	0.0
Transportation equipment hardware.....	10	4103	4.2	0.0	0.0	0.0	0.6	0.0
Motor vehicle hardware.....	10	410311	-	0.0	-	-	-	-
Other transportation equipment hardware, incl. marine & aircraft (excl. motor vehicle hardware).....	10	410341	-	0.0	-	-	-	-
Furniture hardware.....	10	4104	-3.1	-0.2	0.0	0.0	0.0	0.0
Furniture hardware.....	10	410411	-3.1	-0.2	0.0	0.0	0.0	0.0
Other miscellaneous hardware.....	10	4105	-7.0	0.0	0.0	0.0	0.0	-5.5
Other miscellaneous hardware.....	10	410502	-7.0	0.0	0.0	0.0	0.0	-5.5
Hand and edge tools.....	10	42	4.0	-0.1	0.0	0.0	0.0	0.2
Hand and edge tools.....	10	4201	4.0	-0.1	0.0	0.0	0.0	0.2
Mechanics hand service tools.....	10	420135	2.6	-0.4	-0.2	0.0	-0.2	0.8
Edge tools, hand operated.....	10	420145	6.5	0.0	0.0	0.0	0.0	0.0
All other misc handtools, including cutting dies, machine & power-driven (except metal cutting).....	10	420155	4.5	0.0	0.0	-0.1	0.0	0.0
Plumbing fixtures and fittings.....	10	5	1.5	-0.3	0.0	-0.1	0.2	0.2
Plumbing fixture fittings and trim.....	10	54	1.7	0.0	0.0	0.0	0.0	0.0
Plumbing fixtures, fittings, and trim.....	10	5402	1.7	0.0	0.0	0.0	0.0	0.0
Lavatory and sink fittings.....	10	540218	3.7	0.0	0.0	0.0	0.0	0.0
Miscellaneous plumbing fixtures, fittings, and trim.....	10	540223	0.3	0.0	0.0	0.0	0.0	0.0
Enameled iron & metal sanitary ware.....	10	56	1.5	-2.1	-0.3	-0.7	1.3	1.9
Enameled iron and metal sanitary ware.....	10	5601	1.5	-2.1	-0.3	-0.7	1.3	1.9
Enameled iron and metal sanitary ware.....	10	560102	1.5	-2.1	-0.3	-0.7	1.3	1.9
Heating equipment.....	10	6	2.4	0.1	-0.1	0.7	0.0	0.2
Steam and hot water equipment.....	10	61	5.1	0.0	0.0	0.0	0.0	0.0
Steam and hot water equipment.....	10	6101	5.1	0.0	0.0	0.0	0.0	0.0
Cast iron heating boilers, radiators and convectors.....	10	610106	3.8	0.0	0.0	0.0	0.0	0.0
Furnaces and heaters, including parts.....	10	62	1.8	0.2	-0.4	1.7	-0.1	0.0
Furnaces and heaters, including parts.....	10	6201	1.8	0.2	-0.4	1.7	-0.1	0.0
Furnaces and heaters, including parts.....	10	620146	1.8	0.2	-0.4	1.7	-0.1	0.0
Warm air furnaces, including parts.....	10	6201461	1.9	0.3	-0.6	2.4	-0.1	0.0
Warm air furnaces.....	10	62014611	3.2	0.2	-0.6	2.5	-0.1	0.0
Floor and wall furnaces, unit heaters, infrared heaters, & mechanical stokers, including parts.....	10	6201462	1.4	0.0	0.0	0.0	0.0	0.0
Other heating equipment, non-electric, including parts.....	10	63	5.0	0.0	0.0	0.0	0.2	0.9
Other heating equipment, non-electric, including parts.....	10	6301	5.0	0.0	0.0	0.0	0.2	0.9
Other heating equipment, non-electric, including parts.....	10	630161	5.0	0.0	0.0	0.0	0.2	0.9
Domestic heating stoves.....	10	64	1.7	0.0	0.0	0.0	0.0	0.0
Domestic heating stoves.....	10	6401	1.7	0.0	0.0	0.0	0.0	0.0
Domestic heating stoves.....	10	640141	1.7	0.0	0.0	0.0	0.0	0.0
Domestic water heaters.....	10	66	0.2	0.0	0.0	0.0	0.0	0.0
Domestic water heaters.....	10	6601	0.2	0.0	0.0	0.0	0.0	0.0
Household water heaters, electric, for permanent installation.....	10	660101	0.1	0.0	0.0	0.0	0.0	0.0
Household water heaters, except electric.....	10	660114	0.3	0.0	0.0	0.0	0.0	0.0
Fabricated structural metal products.....	10	7	2.5	0.1	-0.1	-0.2	0.2	1.3
Metal doors, sash, and trim.....	10	71	1.7	0.3	0.4	0.0	-0.1	0.0
Metal doors and frames (except storm).....	10	7102	2.1	0.4	0.6	0.0	-0.1	0.0
Metal doors and frames (except storm).....	10	710209	2.1	0.4	0.6	0.0	-0.1	0.0
Metal windows (except storm sash).....	10	7103	-0.5	0.0	0.0	0.0	-0.1	0.0
Metal windows (except storm sash).....	10	710313	-0.5	0.0	0.0	0.0	-0.1	0.0
Metal molding and trim and store fronts.....	10	7104	-0.1	0.0	0.0	0.0	0.0	0.0
Metal molding and trim and store fronts.....	10	710413	-0.1	0.0	0.0	0.0	0.0	0.0
Metal combination screen, storm sash, and storm doors.....	10	7105	11.9	0.0	0.0	0.0	0.0	0.0

See footnotes at end of table.

Table 7. Producer price index percentage changes for commodity and service groupings and individual items, not seasonally adjusted — Continued
 [December 2023]

Title	Commodity code		Unadjusted 12-month percent change ¹ Dec. 2022 to Dec. 2023 ^P	Unadjusted 1-month percent change ¹				
	Group code	Item code		July to Aug.	Aug. to Sept. ^P	Sept. to Oct. ^P	Oct. to Nov. ^P	Nov. to Dec. ^P
Metal combination screen, storm sash, and storm doors.....	10	710515	11.9	0.0	0.0	0.0	0.0	0.0
Metal window and door screens (except combination screens) and metal weather strip.....	10	7107	-0.1	0.0	0.0	0.0	0.0	0.0
Metal window and door screens (except combination screens) and metal weather strip.....	10	710717	-0.1	0.0	0.0	0.0	0.0	0.0
Metal tanks.....	10	72	2.1	0.0	0.0	-0.2	0.0	0.0
Metal tanks.....	10	7201	2.1	0.0	0.0	-0.2	0.0	0.0
Metal tanks, heavy gauge, including field-erected.....	10	720123	2.1	0.0	0.0	-0.2	0.0	0.0
Sheet metal products.....	10	73	0.4	0.3	-0.4	0.0	-0.1	0.2
Sheet metal products.....	10	7301	0.4	0.3	-0.4	0.0	-0.1	0.2
Sheet metal air-conditioning ducts and stove pipe.....	10	730120	0.2	-0.5	0.0	0.0	0.0	0.0
Sheet metal roofing and roof drainage equipment.....	10	730170	1.9	-0.1	-1.1	0.5	-1.2	0.7
Sheet metal electronic enclosures.....	10	7301C	6.4	0.6	0.1	-0.1	0.4	0.1
Steel sheet metal computer & peripheral equipment enclosures.....	10	7301C1	12.0	1.5	0.2	-0.1	0.6	0.3
Aluminum sheet metal computer & peripheral equipment enclosures.....	10	7301C2	6.8	0.0	0.0	0.0	0.0	0.0
Other sheet metal electronic enclosures (excl. computers).....	10	7301C3	1.0	0.0	0.1	-0.1	0.3	-0.1
Other sheet metal work.....	10	7301G	0.1	0.4	0.0	0.2	-0.2	0.1
Aluminum and other sheet metal work.....	10	7301G3	-1.8	0.7	0.1	0.4	-0.4	-0.2
Structural, architectural, and pre-engineered metal products.....	10	74	3.1	-0.1	0.0	-0.3	0.5	2.7
Fabricated structural metal.....	10	7405	5.6	0.2	0.0	-0.3	0.6	3.8
Fabricated structural metal bar joists and concrete reinforcing bars.....	10	74051	9.8	-0.2	-0.9	0.4	0.4	5.8
Fabricated structural iron & steel for industrial bldgs metal bar joists, short span.....	10	740510	1.4	0.0	0.1	-0.2	0.4	0.5
Fabricated structural iron & steel for commercial, residential, institutional, & public bldgs.....	10	740514	12.0	-0.3	-1.1	0.5	0.4	7.1
Other fabricated structural metal, including for bridges.....	10	74055	2.2	0.6	0.8	-0.8	0.8	2.2
Fabricated structural metal for bridges.....	10	740553	0.3	3.5	2.2	0.4	-0.9	3.0
Other fabricated structural iron and steel, aluminum, and other metals.....	10	740554	2.4	0.3	0.6	-0.9	1.0	2.1
Custom roll form products.....	10	7407	-12.6	-2.1	-2.0	-2.4	0.0	0.3
Custom roll form products.....	10	740775	-12.6	-2.1	-2.0	-2.4	0.0	0.3
Ornamental and architectural metal work.....	10	7408	1.1	-0.1	0.8	0.0	0.1	-0.1
Iron, steel, and aluminum stairs, staircases and fire escapes.....	10	740803	0.5	-0.2	0.0	0.0	0.2	0.0
Steel and aluminum fences, gates (not wire), and railings and window guards.....	10	740813	-2.1	-0.3	0.1	0.0	0.0	-0.6
Open metal flooring, grating and studs.....	10	740814	-	-0.2	0.0	0.0	-	-
Other architectural and ornamental metal work.....	10	74082	0.1	0.0	0.0	0.0	0.0	0.0
Other aluminum and metal architectural and ornamental work.....	10	740821	0.1	0.0	0.0	0.0	0.0	0.0
Metal stalls and corrals.....	10	740824	-	0.0	0.0	-	-	-
Fabricated metal pipe, tube, and fittings.....	10	7411	10.9	-0.2	0.2	1.7	0.9	3.2
Fabricated metal pipe, tube, and fittings.....	10	741151	10.9	-0.2	0.2	1.7	0.9	3.2
Heat exchangers and steam condensers.....	10	75	2.8	1.4	0.0	0.1	-0.1	0.1
Heat exchangers and steam condensers.....	10	7501	2.8	1.4	0.0	0.1	-0.1	0.1
Heat exchangers and steam condensers (except for nuclear applications).....	10	750103	0.1	0.2	0.0	0.1	-0.1	0.2
Fabricated steel plate.....	10	76	-	0.0	0.0	0.0	0.0	-
Fabricated steel plate.....	10	7601	-	0.0	0.0	0.0	0.0	-
Fabricated steel plate.....	10	760102	-	0.0	0.0	0.0	0.0	-
Prefabricated metal buildings.....	10	79	7.0	0.0	-0.6	-0.4	0.3	0.1
Prefabricated metal building systems (excl. farm service bldgs, residential bldgs, and parts).....	10	7901	9.2	-0.4	-0.6	0.0	0.2	0.3
Prefabricated metal building systems (excl. farm service bldgs, residential bldgs, and parts).....	10	790101	9.2	-0.4	-0.6	0.0	0.2	0.3
Farm service buildings and other prefabricated and portable buildings, steel and aluminum.....	10	7902	-0.7	-0.4	-0.6	-0.3	0.2	0.3
Farm service buildings and other prefabricated and portable buildings, steel and aluminum.....	10	790201	-0.7	-0.4	-0.6	-0.3	0.2	0.3
Panels, parts, and sections for prefabricated buildings, steel and aluminum.....	10	7903	4.5	2.4	-0.9	-2.3	0.7	-1.1
Panels, parts, and sections for prefabricated buildings, steel and aluminum.....	10	790354	4.5	2.4	-0.9	-2.3	0.7	-1.1
Miscellaneous metal products.....	10	8	1.3	-0.2	0.0	0.0	0.3	-0.1
Bolts, nuts, screws, rivets, and washers.....	10	81	6.3	0.2	0.5	-0.5	1.1	0.0
Externally threaded fasteners, except aircraft types.....	10	8102	6.3	-0.6	1.0	-1.0	0.5	0.1
Hex bolts, including heavy, tap-and-joint.....	10	810206	7.1	0.4	0.0	-0.2	1.9	0.0
Cap, set, machine, lag, flange, and self-locking screws, except aircraft types.....	10	810231	6.2	-0.9	0.0	-0.4	-0.4	0.3

See footnotes at end of table.

Table 7. Producer price index percentage changes for commodity and service groupings and individual items, not seasonally adjusted — Continued
 [December 2023]

Title	Commodity code		Unadjusted 12-month percent change ¹	Unadjusted 1-month percent change ¹				
	Group code	Item code		Dec. 2022 to Dec. 2023 ^P	July to Aug.	Aug. to Sept. ^P	Sept. to Oct. ^P	Oct. to Nov. ^P
Other metal bolts, incl. square, round, plow, high-strength structural, and bent.....	10	810262	12.7	0.0	0.0	0.0	0.0	0.0
Other externally threaded metal fasteners, including studs, except aircraft types.....	10	810263	3.9	-0.8	3.0	-2.5	1.2	-0.1
Internally threaded fasteners, except aircraft types.....	10	8103	0.9	-0.1	0.2	-1.8	1.2	-0.2
Internally threaded fasteners, except aircraft types.....	10	810312	0.9	-0.1	0.2	-1.8	1.2	-0.2
Nonthreaded metal fasteners, except aircraft types.....	10	8104	3.4	-0.3	0.0	1.6	0.1	0.0
Nonthreaded metal fasteners, except aircraft types.....	10	810424	3.4	-0.3	0.0	1.6	0.1	0.0
Aircraft fasteners, except plastics (including aerospace).....	10	8105	10.4	1.7	0.0	0.0	2.6	0.0
Aircraft fasteners, except plastics (including aerospace).....	10	810536	10.4	1.7	0.0	0.0	2.6	0.0
Formed products, except fasteners, made by cold-, warm-, or hot-heading processes.....	10	8106	1.5	0.0	0.0	0.0	0.0	0.0
Formed products, except fasteners, made by cold-, warm-, or hot-heading processes.....	10	810648	1.5	0.0	0.0	0.0	0.0	0.0
Lighting fixtures.....	10	83	3.0	-0.1	0.2	0.0	0.1	0.1
Residential electric lighting fixtures, except portable.....	10	8302	0.4	0.0	0.0	0.0	0.0	0.0
Residential electric lighting fixtures, except portable.....	10	830225	0.4	0.0	0.0	0.0	0.0	0.0
Commercial, institutional and industrial electric lighting fixtures.....	10	8303	2.9	-0.1	0.4	0.1	0.2	0.2
Commercial and institutional electric lighting fixtures, including parts and accessories.....	10	830302	2.9	-0.2	0.4	0.1	0.2	0.3
Industrial electric lighting fixtures, including parts and accessories.....	10	830304	2.8	0.0	0.0	0.0	-0.1	0.0
Other lighting equipment.....	10	8305	3.8	0.0	0.0	0.0	0.0	0.0
Outdoor lighting equipment (including parts and accessories).....	10	830522	0.7	0.0	0.0	0.0	0.0	0.0
All other miscellaneous electric and nonelectric lighting equipment, incl parts and accessories.....	10	830524	6.2	0.0	0.0	0.0	0.0	0.0
Ammunition, except for small arms.....	10	85	-1.0	0.0	-2.4	0.0	0.0	0.0
Ammunition, except for small arms.....	10	8501	-1.0	0.0	-2.4	0.0	0.0	0.0
Ammunition, except for small arms.....	10	850101	-1.0	0.0	-2.4	0.0	0.0	0.0
Ordnance and ordnance accessories, n.e.c.....	10	86	11.9	0.0	0.0	0.0	0.0	0.0
Ordnance and ordnance accessories, n.e.c.....	10	8601	11.9	0.0	0.0	0.0	0.0	0.0
Ordnance and ordnance accessories, n.e.c.....	10	860101	11.9	0.0	0.0	0.0	0.0	0.0
Fabricated ferrous wire products.....	10	88	-8.2	-0.6	-0.3	-1.4	0.1	-0.6
Ferrous wire rope, cable, forms and strand.....	10	8801	-12.6	-2.1	-0.1	0.2	0.2	0.8
Ferrous wire rope, cable, forms and strand.....	10	880101	-12.6	-2.1	-0.1	0.2	0.2	0.8
Ferrous wire cloth, other woven wire products.....	10	8807	0.1	0.0	0.0	0.0	0.0	0.0
Ferrous wire cloth, other woven wire products.....	10	880701	0.1	0.0	0.0	0.0	0.0	0.0
Other fabricated ferrous wire products.....	10	8809	-6.2	-0.2	-0.4	-1.7	0.1	-1.2
Steel fencing and fence gates.....	10	880993	-6.6	0.5	-0.6	-0.4	0.1	-0.9
Other fabricated ferrous wire products, n.e.c.....	10	880996	-6.2	-0.3	-0.3	-1.9	0.2	-1.2
Steel nails, staples, tacks, spikes and brads.....	10	8812	-17.3	-0.1	0.0	-5.5	0.0	0.1
Steel nails, staples, tacks, spikes and brads.....	10	881201	-17.3	-0.1	0.0	-5.5	0.0	0.1
Other miscellaneous metal products.....	10	89	1.5	-0.2	0.0	0.2	0.2	0.0
Wire springs.....	10	8904	1.3	0.0	0.0	-0.4	0.1	0.0
Precision mechanical wire springs.....	10	890424	8.0	-0.2	0.0	0.1	0.2	0.0
Precision mechanical extension- and torsion-type wire springs.....	10	8904241	0.2	-0.4	0.2	0.1	0.8	0.0
Precision mechanical compression-type springs.....	10	8904242	13.6	0.0	0.0	0.0	-0.1	0.0
Other metal products.....	10	8905	1.1	-0.2	-0.1	0.3	0.1	0.0
Automotive job stampings.....	10	890507	1.3	0.0	0.1	1.4	0.1	0.0
Precision turned products, automotive.....	10	890521	5.5	0.1	0.0	-1.6	0.0	0.0
Precision turned products, except automotive.....	10	890522	2.2	-1.3	0.0	-0.6	0.3	0.1
Metal powders, paste, and flake.....	10	890564	-2.4	0.6	0.3	-0.8	0.7	0.2
Powder metallurgy parts, except bearings, gears, etc.....	10	890571	-	-0.1	0.2	0.0	-	-
Other fabricated metal products.....	10	890589	-1.5	0.2	-1.4	-0.1	0.0	-0.3
Metal stampings n.e.c.....	10	8907	4.7	-0.6	0.9	-0.2	0.6	0.0
Metal job stampings, except automotive.....	10	890701	4.6	-0.8	1.3	0.0	0.9	0.0
Recreational vehicle metal job stamping.....	10	8907011	-	0.0	10.7	0.0	-	-
Motor and generator metal job stamping.....	10	8907012	-0.1	-0.9	0.0	-2.9	-0.2	0.0
Other metal job stampings.....	10	8907013	2.4	-1.1	0.0	0.1	1.3	0.0
Metal foil and leaf.....	10	8908	2.5	-0.1	-0.3	0.0	0.0	0.0
Flexible packaging foil.....	10	890811	2.5	-0.1	-0.3	0.0	0.0	0.0
Heavy gauge springs.....	10	8909	-0.7	0.0	-0.3	-1.5	0.2	-0.9
Cold formed steel springs, except wire.....	10	890913	1.0	0.0	-0.1	0.0	0.2	0.0
Machinery and equipment.....	11	-	3.4	0.2	0.1	0.1	0.1	0.0
Agricultural machinery and equipment.....	11	1	1.2	0.1	0.4	0.4	-0.5	0.1

See footnotes at end of table.

Table 7. Producer price index percentage changes for commodity and service groupings and individual items, not seasonally adjusted — Continued
 [December 2023]

Title	Commodity code		Unadjusted 12-month percent change ¹	Unadjusted 1-month percent change ¹				
	Group code	Item code		Dec. 2022 to Dec. 2023 ^P	July to Aug.	Aug. to Sept. ^P	Sept. to Oct. ^P	Oct. to Nov. ^P
Agricultural machinery and equipment.....	11	14	1.2	0.1	0.4	0.4	-0.5	0.1
Commercial turf and grounds care equipment, including parts and attachments.....	11	1401	1.0	0.1	0.8	0.0	-0.2	0.0
Commercial turf and grounds care equipment, including parts and attachments.....	11	140111	1.0	0.1	0.8	0.0	-0.2	0.0
Farm plows, harrows, rollers, pulverizers, etc., and attachments.....	11	1402	1.1	0.0	0.0	0.0	-1.0	0.0
Farm plows, harrows, rollers, pulverizers, etc., and attachments.....	11	140211	1.1	0.0	0.0	0.0	-1.0	0.0
Farm dairy equipment, sprayers and dusters, farm blowers, and attachments.....	11	1404	0.9	0.0	0.1	0.0	0.0	0.0
Farm dairy equipment, sprayers and dusters, farm blowers, and attachments.....	11	140411	0.9	0.0	0.1	0.0	0.0	0.0
Planting, seeding, and fertilizing machinery and attachments.....	11	1405	1.2	-1.4	0.0	1.7	-2.6	1.3
Planting, seeding, and fertilizing machinery and attachments.....	11	140511	1.2	-1.4	0.0	1.7	-2.6	1.3
Harvesting machinery (except hay and straw) and attachments.....	11	1406	2.4	0.8	1.7	0.7	-1.2	0.0
Harvesting machinery (except hay and straw) and attachments.....	11	140611	2.4	0.8	1.7	0.7	-1.2	0.0
Haying machinery and attachments.....	11	1407	5.2	0.0	0.0	0.0	-0.2	0.0
Haying machinery and attachments.....	11	140711	5.2	0.0	0.0	0.0	-0.2	0.0
All other farm machinery and equipment, excluding parts, including attachments.....	11	1408	-0.3	0.2	0.0	0.1	0.0	0.0
All other farm machinery and equipment, excluding parts, including attachments.....	11	140811	-0.3	0.2	0.0	0.1	0.0	0.0
Parts for farm machinery, for sale separately.....	11	1409	3.2	0.5	0.1	0.0	0.8	-0.7
Parts for farm machinery, for sale separately.....	11	140911	3.2	0.5	0.1	0.0	0.8	-0.7
Construction machinery and equipment.....	11	2	7.6	0.0	0.2	0.0	1.0	0.2
Tractors and attachments, ex. parts.....	11	2A	9.4	-0.1	0.7	0.0	0.1	0.1
Construction machinery for mounting (excluding parts, winches, snow clearing attachments).....	11	2A03	10.2	-2.1	0.0	0.0	0.0	0.0
Construction machinery for mounting (excluding parts, winches, snow clearing attachments).....	11	2A0302	10.2	-2.1	0.0	0.0	0.0	0.0
Tractor shovel loaders (skid steer, wheel, crawler, and integral design backhoes).....	11	2A04	5.7	-1.4	0.0	0.0	0.2	0.1
Tractor shovel loaders (skid steer, wheel, crawler, and integral design backhoes).....	11	2A0406	5.7	-1.4	0.0	0.0	0.2	0.1
Construction wheel and crawler tractors, dozers, self-propelled log skidders, etc.....	11	2A05	15.0	2.9	2.0	0.0	0.0	0.0
Construction wheel and crawler tractors, dozers, self-propelled log skidders, etc.....	11	2A0501	15.0	2.9	2.0	0.0	0.0	0.0
Power cranes, draglines, & shovels (excavators) (incl. surface mining equipment) (excl. parts).....	11	2B	8.3	-0.2	0.0	0.0	0.0	0.0
Power cranes, draglines, & shovels (excavators) (incl. surface mining equip.) (excluding parts).....	11	2B05	8.3	-0.2	0.0	0.0	0.0	0.0
Power cranes, draglines, & shovels (excavators) (incl. surface mining equip.) (excluding parts).....	11	2B0504	8.3	-0.2	0.0	0.0	0.0	0.0
Mixers, pavers, and related equipment (excluding parts).....	11	2C	9.7	0.0	0.0	0.0	0.7	0.0
Mixers, pavers, and related equipment (excluding parts).....	11	2C01	9.7	0.0	0.0	0.0	0.7	0.0
Mixers, pavers, and related equipment (excluding parts).....	11	2C0109	9.7	0.0	0.0	0.0	0.7	0.0
Off-highway, equipment, ex. parts.....	11	2D	6.5	0.0	0.0	0.0	0.0	0.0
Graders, rollers & compactors, rough-terrain forklifts, scrapers, trenchers, etc. (excl. parts).....	11	2D03	6.3	0.0	0.0	0.0	0.0	0.0
Graders, rollers & compactors, rough-terrain forklifts, scrapers, trenchers, etc. (excl. parts).....	11	2D0301	6.3	0.0	0.0	0.0	0.0	0.0
Misc. construction machinery and equipment.....	11	2J	3.3	0.0	0.0	0.0	0.7	0.7
Winches, aerial work platforms, and automotive wrecker hoists, including parts and attachments.....	11	2J01	5.8	0.0	0.0	0.0	0.0	1.6
Winches, aerial work platforms, and automotive wrecker hoists, including parts and attachments.....	11	2J0101	5.8	0.0	0.0	0.0	0.0	1.6
Other construction machinery and equipment (excluding parts).....	11	2J03	1.2	0.0	0.0	0.0	1.2	0.0
Other construction machinery and equipment (excluding parts).....	11	2J0301	1.2	0.0	0.0	0.0	1.2	0.0
Parts for construction machinery and equipment, sold separately.....	11	2K	13.0	0.9	0.0	0.0	10.5	-0.5
Parts for construction machinery and equipment, sold separately.....	11	2K01	13.0	0.9	0.0	0.0	10.5	-0.5
Parts for cranes, draglines, and shovels (including surface mining equipment) (sold separately).....	11	2K0101	20.0	0.2	0.0	-0.1	18.8	-1.2
Parts for off-highway wheel tractors and shovel loaders (sold separately).....	11	2K0102	7.1	11.0	0.0	0.0	0.0	0.0
Parts for other construction machinery (sold separately).....	11	2K0103	8.3	0.0	0.0	0.0	5.6	0.0
Metalworking machinery and equipment.....	11	3	4.6	0.2	0.3	0.2	0.2	0.1
Power-driven handtools, including parts and attachments.....	11	32	7.3	0.0	0.0	0.0	0.0	0.0
Power-driven handtools, including parts and attachments.....	11	3211	7.3	0.0	0.0	0.0	0.0	0.0

See footnotes at end of table.

Table 7. Producer price index percentage changes for commodity and service groupings and individual items, not seasonally adjusted — Continued
 [December 2023]

Title	Commodity code		Unadjusted 12-month percent change ¹	Unadjusted 1-month percent change ¹				
	Group code	Item code		Dec. 2022 to Dec. 2023 ^P	July to Aug.	Aug. to Sept. ^P	Sept. to Oct. ^P	Oct. to Nov. ^P
Power-driven handtools, including parts and attachments.	11	321101	7.3	0.0	0.0	0.0	0.0	0.0
Power-driven handtools, pneumatic, hydraulic, and powder-actuated.	11	3211011	7.1	0.0	0.0	0.0	0.0	0.0
Power-driven handtools, electric (except battery powered), including parts.	11	3211014	7.1	0.0	0.0	0.0	0.0	0.0
Welding machines and equipment.	11	33	2.7	0.0	0.0	0.0	0.0	0.0
Arc welding machines, components, and accessories, excluding electrodes and stud welding equip.	11	3301	3.0	0.0	0.0	0.0	0.0	0.0
Arc welding machines, components, and accessories, excluding electrodes and stud welding equip.	11	330175	3.0	0.0	0.0	0.0	0.0	0.0
Resistance welders, components, accessories, and electrodes.	11	3302	—	0.0	0.0	0.0	0.0	—
Resistance welders, components, accessories, and electrodes.	11	330276	—	0.0	0.0	0.0	0.0	—
Gas welding and cutting equipment, parts, attachments, and accessories.	11	3304	4.5	0.0	0.0	0.0	0.0	0.0
Gas welding and cutting equipment, parts, attachments, and accessories.	11	330461	4.5	0.0	0.0	0.0	0.0	0.0
Other welding equipment, components, and accessories (excluding arc, resistance, and gas).	11	3306	2.4	0.0	0.0	0.0	0.0	0.0
Other welding equipment, components, and accessories (excluding arc, resistance, and gas).	11	330629	2.4	0.0	0.0	0.0	0.0	0.0
Industrial process furnaces and ovens.	11	34	4.6	0.8	0.0	0.0	0.1	-0.3
Industrial process furnaces and ovens, except parts and attachments.	11	3407	4.6	0.3	0.0	0.0	0.3	0.1
Industrial process furnaces and ovens, except parts and attachments.	11	340711	4.6	0.3	0.0	0.0	0.3	0.1
Parts and attachments for industrial process furnaces and ovens.	11	3409	4.5	2.3	0.0	0.0	-0.6	-1.6
Parts and attachments for industrial process furnaces and ovens.	11	340901	4.5	2.3	0.0	0.0	-0.6	-1.6
Cutting tools and accessories.	11	35	4.1	0.0	0.1	1.4	0.7	0.0
Small cutting tools.	11	3501	2.8	0.0	0.1	0.2	0.7	0.0
End mills and milling cutters.	11	350144	4.2	0.0	0.1	0.7	0.1	0.0
Threading tools, including blanks, tips and inserts.	11	350145	1.9	0.0	0.0	0.0	0.0	0.0
Carbon and high-speed steel, shank, solid, tipped carbide twist drills.	11	350146	6.6	0.0	1.2	0.0	0.9	0.0
Taps, carbide indexable, and throwaway inserts for machine tools.	11	350147	3.5	0.6	0.0	2.2	0.0	0.0
Other cutting tools for machine tools, excluding tips and blanks.	11	350149	2.1	0.0	0.0	0.0	1.0	0.0
Other machine tool attachments and accessories.	11	3505	6.9	0.1	0.5	0.0	1.1	0.0
Other machine tool attachments and accessories.	11	350501	6.9	0.1	0.5	0.0	1.1	0.0
Abrasive products.	11	36	3.1	0.1	0.7	-0.5	0.1	0.3
Nonmetallic sized grains, powders, and flour abrasives (incl. graded only).	11	3601	3.4	0.4	2.9	0.0	0.0	0.0
Nonmetallic sized grains, powders, and flour abrasives (incl. graded only).	11	360105	3.4	0.4	2.9	0.0	0.0	0.0
Nonmetallic abrasive products (including diamond abrasives).	11	3603	2.5	0.1	0.2	0.0	0.0	0.0
Nonmetallic abrasive products (including diamond abrasives).	11	360311	2.5	0.1	0.2	0.0	0.0	0.0
Nonmetallic coated abrasive products and buffing wheels, polishing wheels, and laps.	11	3605	2.6	0.0	0.0	0.0	0.1	0.0
Nonmetallic coated abrasive products and buffing wheels, polishing wheels, and laps.	11	360505	2.6	0.0	0.0	0.0	0.1	0.0
Metal cutting machine tools.	11	37	2.5	0.0	0.0	0.0	0.0	0.0
Other metal-cutting machine tools.	11	3720	1.4	0.0	0.0	0.0	0.0	0.0
Other metal-cutting machine tools.	11	372041	1.4	0.0	0.0	0.0	0.0	0.0
Metal machining centers.	11	3721	4.8	0.0	0.0	0.0	0.0	0.0
Metal machining centers.	11	372121	4.8	0.0	0.0	0.0	0.0	0.0
Rebuilt metal-cutting machine tools and parts for metal-cutting machine tools.	11	3753	3.2	0.0	0.0	0.0	0.0	0.0
Rebuilt metal-cutting machine tools and parts for metal-cutting machine tools.	11	375311	3.2	0.0	0.0	0.0	0.0	0.0
Metal forming machine tools.	11	38	10.5	0.0	7.9	0.0	0.0	0.0
Metal-forming machine tools (except rebuilt and parts).	11	3826	13.9	0.0	12.0	0.0	0.0	0.0
Metal punching and shearing (power & manual), and bending and forming machines (power only).	11	382611	1.0	0.3	0.0	0.3	0.0	0.0
Rebuilt metal-forming machine tools and parts for metal-forming machine tools.	11	3852	3.8	0.0	0.0	0.0	0.0	0.0
Rebuilt metal-forming machine tools and parts for metal-forming machine tools.	11	385205	3.8	0.0	0.0	0.0	0.0	0.0
Tools, dies, jigs, fixtures & ind. molds.	11	39	5.5	0.5	0.1	0.2	0.4	0.4
Special tools, dies, jigs, and fixtures.	11	3901	3.1	0.7	0.0	0.0	0.0	0.0
Special tools, dies, jigs, and fixtures.	11	390135	3.1	0.7	0.0	0.0	0.0	0.0
Jigs and fixtures, including parts.	11	3901351	3.1	0.1	0.0	0.0	0.0	0.0
Metalworking dies and die sets.	11	3901353	3.7	0.7	0.0	0.0	0.0	0.0

See footnotes at end of table.

Table 7. Producer price index percentage changes for commodity and service groupings and individual items, not seasonally adjusted — Continued
 [December 2023]

Title	Commodity code		Unadjusted 12-month percent change ¹	Unadjusted 1-month percent change ¹				
	Group code	Item code		Dec. 2022 to Dec. 2023 ^P	July to Aug.	Aug. to Sept. ^P	Sept. to Oct. ^P	Oct. to Nov. ^P
Standard punches, industrial prototypes, die parts & other special tooling for dies.....	11	3901357	2.7	1.2	0.0	0.0	0.0	0.0
Industrial molds and mold boxes.....	11	3903	9.6	0.1	0.2	0.6	0.9	1.0
Industrial injection-type molds made of metal for plastics.....	11	390312	1.4	0.0	0.0	1.9	-0.4	0.0
Other industrial molds and mold boxes.....	11	390331	14.0	0.1	0.2	0.0	1.6	1.4
Metalworking machinery n. e. c.....	11	3A	8.6	0.4	0.4	0.2	0.0	0.0
Rolling mill and other metalworking machinery, including assembly machines.....	11	3A03	—	—	—	0.2	0.0	0.0
Rolling mill and other metalworking machinery, including assembly machines.....	11	3A0310	—	—	—	0.2	0.0	0.0
Other metalworking machinery.....	11	3A03102	—	1.9	1.5	—	—	—
General purpose machinery and equipment.....	11	4	5.1	0.1	0.3	0.4	-0.2	0.0
Pumps, compressors, and equipment.....	11	41	6.0	0.1	-0.3	0.0	0.1	0.1
Industrial pumps, except hydraulic fluid power pumps.....	11	4102	12.0	0.0	-1.3	0.0	0.0	0.0
Industrial pumps, except hydraulic fluid power pumps.....	11	410212	12.0	0.0	-1.3	0.0	0.0	0.0
Parts and attachments for air and gas compressors and vacuum pumps.....	11	4107	4.7	0.6	0.0	0.0	0.0	0.0
Parts and attachments for air and gas compressors, ex. refrigeration, ice making, & a/c.....	11	410701	4.7	0.6	0.0	0.0	0.0	0.0
Domestic water systems.....	11	4113	4.2	0.0	0.0	0.1	0.0	0.0
Domestic water systems.....	11	411311	4.2	0.0	0.0	0.1	0.0	0.0
Air and gas compressors and vacuum pumps.....	11	4115	4.6	0.1	0.3	0.0	0.0	0.5
Air and gas compressors and vacuum pumps.....	11	411501	4.6	0.1	0.3	0.0	0.0	0.5
Other pumps, including parts and attachments.....	11	4119	1.9	0.1	0.0	0.0	0.0	0.0
Parts and attachments for pumps.....	11	411911	4.6	0.0	0.0	0.0	0.0	0.0
All other pumps, including domestic sump, oil well, and oil field pumps.....	11	411915	0.7	0.1	0.0	0.0	0.0	0.0
Oil-well and oil-field pumps.....	11	4119153	—	0.3	0.0	0.0	0.0	0.0
Other pumps, except automotive circulating pumps, and measuring & dispensing pumps.....	11	4119155	0.8	0.1	0.0	0.0	0.0	0.0
Elevators, escalators, and other lifts.....	11	42	5.1	0.0	0.0	0.0	0.0	0.0
Elevators and moving stairways.....	11	4201	3.9	0.0	0.0	0.0	0.0	0.0
Elevators and moving stairways.....	11	420112	3.9	0.0	0.0	0.0	0.0	0.0
Parts and attachments for elevators and moving stairs (sold separately).....	11	4202	12.7	-0.1	0.0	0.0	0.0	0.0
Parts and attachments for elevators and moving stairs (sold separately).....	11	420221	12.7	-0.1	0.0	0.0	0.0	0.0
Fluid power equipment.....	11	43	10.6	-0.2	0.5	2.1	-1.9	0.0
Fluid power pumps and parts.....	11	4301	4.1	0.1	0.9	0.0	-0.1	0.1
Nonaerospace-type reciprocating fluid power pumps.....	11	430112	7.4	0.0	1.5	0.0	-0.1	0.0
Nonaerospace-type fluid power motors.....	11	430115	3.6	0.4	0.2	0.0	0.0	0.7
Parts for fluid power pumps, motors, and hydrostatic transmissions.....	11	430119	0.9	0.0	1.1	0.0	0.0	0.0
Fluid power valves.....	11	4302	2.5	0.5	0.2	0.2	0.0	0.1
Fluid power valves.....	11	430201	2.5	0.5	0.2	0.2	0.0	0.1
Nonaerospace type hydraulic directional control valves.....	11	4302013	3.2	2.0	0.0	0.0	0.0	0.0
Nonaerospace type pneumatic directional control valves.....	11	4302015	5.3	0.0	0.0	0.0	0.0	1.3
Aerospace type fluid power valves.....	11	430201A	1.4	0.0	0.4	0.5	0.0	0.0
Fluid power cylinders, actuators, accumulators, cushions, & parts.....	11	4303	3.6	0.2	1.0	-0.1	0.5	0.0
Non-aerospace hydraulic & all aerospace-type fluid power cylinders.....	11	430312	3.3	0.2	1.5	-0.2	0.0	0.0
Parts for hydraulic & pneumatic cylinders and actuators.....	11	430315	5.5	0.0	0.0	0.0	2.3	0.0
Fluid power hose and tube fittings.....	11	4304	35.1	-1.4	0.0	7.5	-7.0	0.0
Fluid power hose and tube fittings.....	11	430406	35.1	-1.4	0.0	7.5	-7.0	0.0
Nonaerospace type flared (metal) fittings, couplings, and assemblies.....	11	4304062	2.1	1.2	0.0	0.0	0.0	0.0
Parts for fluid power valves.....	11	4305	0.7	0.2	0.0	0.0	0.0	0.0
Parts for fluid power valves.....	11	430501	0.7	0.2	0.0	0.0	0.0	0.0
Industrial material handling equipment.....	11	44	3.4	0.0	-0.1	0.3	0.0	0.0
Conveying equipment, except parts and accessories.....	11	4402	4.0	0.1	0.0	0.6	-0.1	0.0
Unit handling conveyors and conveying systems.....	11	440212	0.8	0.2	0.0	-0.2	0.0	0.0
Unit handling gravity and trolley conveyors and conveying systems.....	11	4402122	-0.5	0.0	-0.1	0.0	0.0	0.0
All other unit handling conveyors, including tow, belt, roller, pneumatic, portable, etc.....	11	4402124	2.7	0.4	0.2	-0.4	0.0	0.1
Bulk material handling conveyors and conveying systems.....	11	440216	8.8	0.0	0.0	1.6	-0.3	0.0
Industrial trucks, trailers, and stackers.....	11	4403	2.9	0.0	-0.2	0.1	0.1	0.0
Industrial trucks, tractors, mobile straddle carriers & cranes, & automatic stacking machines.....	11	44035	2.6	0.0	-0.2	0.0	0.0	0.0
Work trucks with lifting & handling equipment, riding, electric, self-propelled.....	11	440353	2.1	0.0	0.0	0.0	0.0	0.0

See footnotes at end of table.

Table 7. Producer price index percentage changes for commodity and service groupings and individual items, not seasonally adjusted — Continued
 [December 2023]

Title	Commodity code		Unadjusted 12-month percent change ¹ Dec. 2022 to Dec. 2023 ^P	Unadjusted 1-month percent change ¹				
	Group code	Item code		July to Aug.	Aug. to Sept. ^P	Sept. to Oct. ^P	Oct. to Nov. ^P	Nov. to Dec. ^P
Work trucks with lifting & handling equipment, non-riding electric or any non-electric.....	11	440356	1.1	0.0	-0.1	0.0	0.0	0.0
Work trucks not fitted with lifting & handling equipment, electric or non-electric.....	11	440357	4.1	0.0	-0.1	0.0	0.0	0.0
Bulk powered material moving equipment, dock boards, and metal pallets and skids.....	11	440358	-1.0	0.0	-1.4	0.0	0.0	0.0
Parts and attachments for industrial trucks and tractors.....	11	440378	4.1	0.0	0.0	0.4	0.3	0.0
Hoists, overhead cranes, and monorail systems.....	11	4404	2.8	0.0	0.0	0.0	0.4	0.1
Hoists and parts and attachments for hoists (sold separately).....	11	440481	2.9	0.0	0.0	0.0	0.4	0.0
Overhead traveling cranes and monorail systems, including parts and attachments sold separately.....	11	440485	2.8	0.0	0.0	0.0	0.5	0.1
Parts and accessories for conveyors and conveying systems.....	11	4406	3.9	-0.3	0.0	0.3	0.0	0.0
Parts and accessories for unit handling conveyors and conveying systems.....	11	440601	0.4	0.0	-0.1	0.0	0.0	-0.1
Parts and accessories for bulk material handling conveyors and conveying systems.....	11	440602	5.9	-0.4	0.0	0.4	0.0	0.0
Mechanical power transmission equipment.....	11	45	3.3	0.2	0.3	0.4	0.6	0.0
Speed changers, drives, gears.....	11	4501	1.3	0.0	0.0	0.0	0.0	0.0
Loose gear, pinions and racks.....	11	450108	-	0.0	0.0	0.0	0.0	0.0
Speed changers and industrial high speed drives & parts other than loose gearing.....	11	450117	0.9	0.0	0.0	0.0	0.0	0.0
Other power transmission equipment.....	11	4502	4.6	0.3	0.6	0.6	1.0	0.0
Mechanical power transmission equipment, excl. speed changers, drives, & gears.....	11	450212	4.6	0.4	0.5	0.7	0.9	0.0
Scales and balances.....	11	46	3.9	-0.1	-0.1	0.0	0.0	0.3
Vehicle and industrial scales.....	11	4611	2.6	-0.2	-0.2	0.0	0.0	0.2
Vehicle and industrial scales.....	11	461101	2.6	-0.2	-0.2	0.0	0.0	0.2
Motor truck and railroad track scales.....	11	4611011	-0.1	-0.4	-0.3	0.0	0.0	0.1
Industrial scales (including automatic checkweigher and bulkweigher scales).....	11	4611012	5.1	0.1	0.0	0.0	0.0	0.4
Miscellaneous non-vehicle scales (crane, susp., tank, hopper, measuring dev, lab, bulk conveyer).....	11	4611013	-	0.0	0.0	0.0	0.0	0.0
Retail, commercial, household, and mailing scales and balances.....	11	4612	7.5	0.0	0.0	0.0	0.0	0.2
Retail, commercial, household, and mailing scales and balances.....	11	461201	7.5	0.0	0.0	0.0	0.0	0.2
Parts, attachments, and accessories for scales and balances.....	11	4613	7.3	0.2	0.4	0.1	0.0	0.8
Parts, attachments, and accessories for scales and balances.....	11	461301	7.3	0.2	0.4	0.1	0.0	0.8
Air purification equipment and industrial and commercial fans and blowers...	11	47	1.9	-0.1	-0.1	0.0	0.0	0.0
Fan, blower, air purification equipment.....	11	4701	1.9	-0.1	-0.1	0.0	0.0	0.0
Dust collection and other air purification equipment for cleaning incoming air.....	11	470143	3.3	-0.3	-0.4	0.0	0.0	-0.1
Air filters for air-conditioners and furnaces, etc., of 2400 CFM or less, except parts.....	11	4701431	2.6	-0.4	-0.1	0.0	0.0	0.0
Other dust collection and air purification equipment, except parts.....	11	4701432	8.9	-0.3	0.0	0.0	0.0	-0.1
Parts for dust collection and air purification equipment.....	11	4701433	-0.4	0.0	-1.5	0.0	0.0	-0.2
Industrial and commercial fans and blowers.....	11	470145	1.6	0.0	0.0	0.0	0.0	0.0
Centrifugal blower filter units, and classes I-IV centrifugal fans, except parts.....	11	4701452	3.1	0.0	0.0	0.0	0.0	0.0
Other centrifugal fans and blowers, except parts.....	11	4701453	1.2	0.0	0.0	0.0	0.0	0.0
Axial fans and industrial propeller fans, except parts.....	11	4701457	1.7	0.0	0.0	0.0	0.0	0.0
Power roof ventilators, except parts.....	11	4701458	1.6	0.0	0.0	0.0	0.0	0.0
Parts and accessories for fans and blowers.....	11	4701459	-0.4	0.0	0.0	0.0	0.0	0.1
Air conditioning and refrigeration equip.....	11	48	3.8	0.2	0.1	0.1	0.4	-0.5
Unitary air-conditioners, except air source heat pumps.....	11	4802	6.3	0.8	0.2	-0.2	1.3	-1.5
Unitary air-conditioners, except air source heat pumps.....	11	480222	6.3	0.8	0.2	-0.2	1.3	-1.5
Commercial refrigeration equipment.....	11	4803	2.9	0.0	0.0	0.5	0.0	0.0
Commercial refrigeration equipment.....	11	480331	2.9	0.0	0.0	0.5	0.0	0.0
All other miscellaneous refrigeration and air-conditioning equipment.....	11	4806	2.5	0.0	0.0	0.3	0.0	0.0
All other miscellaneous refrigeration and air-conditioning equipment.....	11	480631	2.5	0.0	0.0	0.3	0.0	0.0
Heat transfer equipment, including heat pumps.....	11	4807	4.0	0.0	-0.1	0.3	0.3	-0.2
Heat transfer equipment, except dehumidifiers.....	11	480732	4.9	-0.5	-0.2	1.0	0.2	-0.3
Heat pumps.....	11	480734	-0.4	2.3	0.2	-3.6	0.7	0.0
Parts and accessories for air conditioning and heat transfer equipment.....	11	4809	2.6	0.0	0.4	-0.2	0.0	0.1
Parts and accessories for air conditioning and heat transfer equipment.....	11	480901	2.6	0.0	0.4	-0.2	0.0	0.1
Refrigeration condensing units.....	11	4815	2.5	0.0	0.0	0.2	0.2	0.2
Refrigeration condensing units.....	11	481511	2.5	0.0	0.0	0.2	0.2	0.2
Miscellaneous general purpose equipment.....	11	49	4.7	0.4	1.2	0.1	-0.2	0.1
Metal valves, except fluid power.....	11	4902	4.9	0.5	0.0	1.2	0.0	0.5

See footnotes at end of table.

Table 7. Producer price index percentage changes for commodity and service groupings and individual items, not seasonally adjusted — Continued
 [December 2023]

Title	Commodity code		Unadjusted 12-month percent change ¹	Unadjusted 1-month percent change ¹				
	Group code	Item code		Dec. 2022 to Dec. 2023 ^P	July to Aug.	Aug. to Sept. ^P	Sept. to Oct. ^P	Oct. to Nov. ^P
Gates, globes, angles, and checks.....	11	490201	4.1	0.0	0.0	0.5	0.0	0.8
Gates, globes, angles, straightway (Y-type) checks, stop & check, 3- & 4-way, etc.....	11	4902011	3.9	0.0	0.0	0.0	0.0	0.0
Industrial valves for water works and municipal equipment.....	11	4902012	4.3	0.0	0.0	0.9	0.0	1.4
Industrial ball valves, incl. manual and power operated.....	11	490202	—	—	0.0	—	—	—
Industrial butterfly valves, incl. manual and power operated.....	11	490203	5.6	0.0	0.0	0.0	0.0	0.7
Industrial plug valves.....	11	490204	6.8	0.0	0.0	0.0	0.0	3.0
Other industrial valves, including nuclear.....	11	490209	5.7	0.6	0.0	2.1	0.0	0.0
Automatic regulating and control valves.....	11	490211	4.8	0.0	0.0	4.7	0.0	0.0
Metal pipe fittings, flanges, and unions.....	11	4903	0.3	-1.5	0.1	0.0	0.0	0.0
Metal pipe fittings, flanges, and unions.....	11	490301	0.3	-1.5	0.1	0.0	0.0	0.0
Ball and roller bearings.....	11	4905	1.8	-0.1	0.1	0.0	-0.1	-0.1
Ball bearings, complete, unmounted.....	11	490531	0.7	-0.1	0.0	0.0	0.0	-0.2
Mounted bearings, except plain.....	11	490534	2.2	0.0	1.7	0.0	0.0	-0.2
Parts and components for ball and roller bearings, incl. balls and rollers.....	11	490535	-4.1	-1.4	0.4	0.0	-1.1	-0.5
Tapered roller bearings (including cups & cones), unmounted.....	11	490537	4.0	0.0	0.1	0.0	—	—
Other roller bearings, unmounted.....	11	490538	2.1	0.0	0.0	0.0	0.0	0.0
Industrial patterns.....	11	4907	4.4	0.0	0.0	0.0	0.0	0.0
Industrial patterns.....	11	490701	4.4	0.0	0.0	0.0	0.0	0.0
Filters and strainers.....	11	4908	12.3	0.2	9.7	-1.3	-1.5	-0.1
Filters and strainers, except fluid power.....	11	490805	9.5	0.3	0.4	0.0	0.0	0.0
Industrial filters and strainers and reusable media, except fluid power.....	11	4908051	9.4	0.3	-0.3	0.0	0.0	0.0
Nonreusable media for filters and strainers, except fluid power.....	11	4908052	7.4	-0.1	5.9	0.0	-0.1	0.0
Parts and accessories for filters and strainers, except fluid power.....	11	4908053	—	0.3	0.0	0.0	—	—
Other miscellaneous general purpose equipment.....	11	4911	4.7	1.5	-0.1	-0.3	0.1	0.0
Other miscellaneous general purpose equipment.....	11	491102	4.7	1.5	-0.1	-0.3	0.1	0.0
Electronic computers and computer equipment.....	11	5	-0.8	1.4	-0.1	-0.7	0.3	0.4
Electronic computers.....	11	51	0.2	3.2	-0.5	-1.9	-0.1	1.1
Electronic computers.....	11	5101	0.2	3.2	-0.5	-1.9	-0.1	1.1
Personal computers and workstations (excluding portable computers)...	11	510114	0.4	0.0	-0.1	0.3	-1.4	2.4
Portable computers, laptops, tablets and other single user computers...	11	510115	-2.4	-0.2	0.1	0.0	0.1	0.0
Host computers, multiusers (mainframes, UNIX and PC servers).....	11	510116	-1.4	4.1	-0.6	-2.5	0.0	1.0
Computer storage devices.....	11	52	-4.4	0.0	0.2	0.1	1.3	0.1
Computer storage devices (except parts, attachments and accessories)...	11	5201	-4.5	0.0	0.2	0.1	1.3	0.1
Computer storage devices (except parts, attachments and accessories).....	11	520101	-4.5	0.0	0.2	0.1	1.3	0.1
Computer peripheral equipment and parts.....	11	54	1.0	0.4	0.0	0.0	0.0	0.0
Parts, attachments, and accessories for computer terminals and peripherals.....	11	5405	—	0.8	0.0	0.0	0.0	0.0
Parts, attachments, and accessories for computer terminals and peripherals.....	11	540501	—	0.8	0.0	0.0	0.0	0.0
Computer terminals (including POS and funds-transfer devices) and other computer peripherals.....	11	5406	-5.6	0.0	0.0	0.0	0.0	-0.1
Computer terminals (including POS and funds-transfer devices) and other computer peripherals.....	11	540602	-5.6	0.0	0.0	0.0	0.0	-0.1
Special industry machinery and equipment.....	11	6	3.7	0.0	0.1	-0.1	0.0	0.1
Food products machinery.....	11	61	5.3	0.0	0.0	0.4	0.0	1.0
Dairy and milk products plant machinery and equipment.....	11	6101	4.5	0.0	0.0	1.9	0.0	0.0
Dairy and milk products plant machinery and equipment.....	11	610111	4.5	0.0	0.0	1.9	0.0	0.0
Commercial food products machinery (except packaging and cooking equipment).....	11	6104	6.0	0.0	0.0	0.0	0.0	1.8
Commercial food products machinery (except packaging and cooking equipment).....	11	610409	6.0	0.0	0.0	0.0	0.0	1.8
Industrial food products machinery for processing foods, beverages, & animal & fowl feed.....	11	6105	4.5	0.0	0.0	0.5	0.0	0.3
Industrial food products machinery for processing foods, beverages, & animal & fowl feed.....	11	610501	4.5	0.0	0.0	0.5	0.0	0.3
Other industrial food and feed machinery.....	11	6105012	1.7	0.0	0.0	0.8	0.0	0.8
Machinery for sorting, grading, and cleaning fruits, vegetables, eggs, and for processing meat.....	11	6105013	6.7	0.0	0.0	0.0	0.0	0.0
Parts and attachments for industrial food and feed products machinery.....	11	6105014	3.4	0.2	0.0	2.7	0.0	0.1
Textile machinery and equipment.....	11	62	0.0	0.0	0.0	0.0	0.0	0.0
Textile machinery (except parts, attachments, and accessories).....	11	6212	0.0	0.0	0.0	0.0	0.0	0.0
Textile machinery (except parts, attachments, and accessories).....	11	621201	0.0	0.0	0.0	0.0	0.0	0.0

See footnotes at end of table.

Table 7. Producer price index percentage changes for commodity and service groupings and individual items, not seasonally adjusted — Continued
 [December 2023]

Title	Commodity code		Unadjusted 12-month percent change ¹ Dec. 2022 to Dec. 2023 ^P	Unadjusted 1-month percent change ¹				
	Group code	Item code		July to Aug.	Aug. to Sept. ^P	Sept. to Oct. ^P	Oct. to Nov. ^P	Nov. to Dec. ^P
Textile machinery parts and attachments.....	11	6277	0.0	0.0	0.0	0.0	0.0	0.0
Textile machinery parts and attachments.....	11	627701	0.0	0.0	0.0	0.0	0.0	0.0
Sawmill and woodworking machinery.....	11	63	6.8	-0.1	0.1	0.1	-0.1	0.0
Sawmill and woodworking machinery.....	11	6306	6.8	-0.1	0.1	0.1	-0.1	0.0
Sawmill and woodworking machinery, excluding parts and attachments (sold separately).....	11	630602	7.7	-0.1	0.1	0.1	-0.2	0.0
Parts, attachments, & accessories for sawmill & woodworking machinery.....	11	630603	2.1	0.0	0.0	0.0	0.0	0.0
Paper industries machinery.....	11	64	3.3	-0.3	-0.1	0.0	0.0	0.1
Paper industries machinery.....	11	6401	3.3	-0.3	-0.1	0.0	0.0	0.1
Paper industries machinery, excluding parts & attachments (sold separately).....	11	640114	3.8	0.0	0.0	0.0	0.0	0.0
Parts and attachments for paper industries machinery.....	11	640115	2.4	-0.8	-0.2	0.0	0.0	0.4
Printing trades machinery and equipment.....	11	65	3.8	0.5	-0.4	2.4	-0.3	0.8
Other printing machinery and equipment.....	11	6509	4.7	0.6	-0.5	3.1	-0.4	1.0
Other printing machinery and equipment, incl. pre-press preparation equipment & plates.....	11	650912	8.3	1.3	-1.1	6.3	-0.8	2.1
Parts, attachments, & accessories for printing trades machinery.....	11	650913	0.9	0.0	0.0	0.1	0.0	0.0
Other special industry machinery.....	11	66	3.4	0.0	0.2	-0.6	0.0	-0.1
Plastics and rubber working machinery.....	11	6603	1.1	0.0	0.0	0.0	0.0	0.1
Plastics working machinery and equipment, excluding patterns and molds, including parts.....	11	66039	1.2	0.0	0.0	0.0	0.0	0.1
Plasticworking machinery (excluding parts).....	11	660391	1.2	0.0	0.0	0.0	0.0	0.2
Parts for plasticworking machinery.....	11	660395	1.4	0.0	-0.1	0.0	0.0	0.0
Miscellaneous special industry machinery.....	11	6606	3.7	0.0	0.3	-0.7	0.0	-0.2
Semiconductor manufacturing machinery and parts.....	11	660638	2.0	0.0	0.1	0.0	0.1	0.0
Packing, packaging, and bottling machinery and parts.....	11	67	8.0	0.0	0.5	0.0	0.2	0.0
Packing, packaging, and bottling machinery and parts.....	11	6705	8.0	0.0	0.5	0.0	0.2	0.0
Packing, packaging, and bottling machinery, excluding parts.....	11	670501	8.5	0.0	0.5	0.0	-0.1	0.0
Parts for packing, packaging, and bottling machinery.....	11	670502	6.6	0.0	0.4	0.0	1.0	0.0
Service industry machinery and parts.....	11	68	1.7	0.0	0.0	0.1	0.0	0.1
Service industry machinery and parts.....	11	6801	1.7	0.0	0.0	0.1	0.0	0.1
Commercial cooking and food warming equipment (incl. parts).....	11	68013	1.1	0.0	0.0	0.0	0.0	0.2
Commercial cooking equipment incl. ranges, deep-fat fryers, etc. except electric.....	11	680131	2.6	0.0	0.0	0.0	0.0	0.5
Commercial electric cooking equipment, incl. ranges, deep-fat fryers, etc.....	11	680132	0.2	0.0	0.0	0.0	0.0	0.0
Parts and accessories for commercial cooking and food warming equipment.....	11	680133	0.0	0.0	0.0	0.0	0.0	0.0
Other service industry machinery, incl. electronic teaching mach. & auto. maintenance equipment.....	11	68014	-	0.0	0.0	0.1	0.0	0.1
Coin-operated machines and mechanisms (incl. parts).....	11	680141	0.0	0.0	0.0	0.0	0.0	0.0
Commercial laundry and drycleaning machinery products (incl. parts).....	11	680143	5.5	0.0	0.0	0.0	0.0	0.0
Commercial and industrial floor & carpet cleaning machines, ex. vacuum cleaners (incl. parts).....	11	680145	4.2	0.0	-0.2	0.0	0.0	0.0
Electronic teaching machines, teaching aids, etc., (incl. kits and parts).....	11	680147	-	0.0	0.0	0.0	0.0	-
All other parts and attachments for service industry equipment.....	11	680148	6.7	0.0	0.2	0.4	0.0	0.0
Other service industry equipment.....	11	680149	2.3	0.0	0.1	0.2	0.0	0.1
Electrical machinery and equipment.....	11	7	1.5	0.2	0.0	0.1	0.1	0.0
Wiring devices.....	11	71	4.0	0.6	0.0	0.2	-0.3	-0.5
Current-carrying wiring devices.....	11	7101	23.7	1.2	0.2	0.3	0.0	-0.4
Current-carrying switches for electrical circuitry (including vehicular switches).....	11	710143	5.6	0.1	-0.2	0.2	0.0	0.9
Current-carrying wire connectors for electrical circuitry.....	11	710144	4.4	2.6	0.0	2.1	-0.3	-0.5
Current-carrying wiring devices n.e.c.....	11	710147	42.5	1.2	0.4	-0.2	0.0	-0.9
Noncurrent-carrying wiring devices.....	11	7102	-11.7	0.0	-0.2	0.1	-0.5	-0.6
Noncurrent-carrying electrical conduit and conduit fittings, incl. plastic conduit & fittings.....	11	710216	-23.8	0.1	-0.5	0.2	-1.1	-1.5
Other noncurrent-carrying wiring devices and supplies (boxes, covers, bar hangers, etc.).....	11	710217	1.1	-0.1	0.6	0.2	-0.1	0.2
Porcelain, steatite, and other ceramic electrical products.....	11	710252	3.5	0.0	-0.1	-0.5	0.1	0.5
Integrating and measuring instruments.....	11	72	5.4	0.1	0.0	0.6	0.4	0.6
Test equipment for electrical, radio, & communication circuits & motors.....	11	7205	5.4	0.1	0.0	0.6	0.4	0.6
Test equipment for electrical, radio, & communication circuits & motors.....	11	720501	5.4	0.1	0.0	0.6	0.4	0.6
Motors, generators, motor generator sets.....	11	73	4.9	1.0	0.1	0.1	-0.3	0.0

See footnotes at end of table.

Table 7. Producer price index percentage changes for commodity and service groupings and individual items, not seasonally adjusted — Continued
 [December 2023]

Title	Commodity code		Unadjusted 12-month percent change ¹	Unadjusted 1-month percent change ¹				
	Group code	Item code		Dec. 2022 to Dec. 2023 ^P	July to Aug.	Aug. to Sept. ^P	Sept. to Oct. ^P	Oct. to Nov. ^P
Fractional horsepower motors and generators.....	11	7303	2.3	0.2	0.0	0.0	0.0	0.0
Fractional horsepower motors and generators.....	11	730312	2.3	0.2	0.0	0.0	0.0	0.0
Integral horsepower motors and generators (excluding land transportation types).....	11	7304	0.0	0.0	0.0	0.0	0.0	0.0
Integral horsepower motors and generators (excluding land transportation types).....	11	730405	0.0	0.0	0.0	0.0	0.0	0.0
Parts and supplies for motors and generators.....	11	7309	8.1	2.7	0.5	0.0	0.0	0.0
Parts and supplies for motors and generators.....	11	730901	8.1	2.7	0.5	0.0	0.0	0.0
Other motors and generators.....	11	7311	7.5	1.1	0.0	0.2	-0.5	0.0
Other motors and generators.....	11	731101	7.5	1.1	0.0	0.2	-0.5	0.0
Prime mover generator sets, except steam & hydraulic turbine.....	11	7311012	12.7	0.3	0.0	0.0	0.0	0.0
Transformers and power regulators.....	11	74	3.7	0.4	0.0	0.2	0.0	1.6
Power and distribution transformers, except parts.....	11	7409	4.5	0.0	0.0	0.0	0.0	1.9
Other transformers and parts for transformers.....	11	7411	-0.1	2.5	0.0	0.9	0.0	0.0
Switchgear, switchboard, industrial controls equipment.....	11	75	5.2	0.4	0.1	0.4	1.0	0.2
Industrial controls and related parts and accessories.....	11	7507	2.7	0.0	0.0	0.2	0.2	0.0
Industrial controls and related parts and accessories.....	11	750799	2.7	0.0	0.0	0.2	0.2	0.0
General-purpose industrial controls.....	11	7507991	3.6	0.0	0.0	0.1	0.3	0.0
Parts for industrial controls and motor-control accessories.....	11	7507992	1.2	0.0	0.0	0.6	0.0	0.0
Specific-purpose industrial controls.....	11	7507993	1.5	0.0	0.0	0.2	0.0	0.0
Switchgear and switchboard apparatus.....	11	7522	6.8	0.6	0.2	0.6	1.5	0.3
Switchgear and switchboard apparatus.....	11	752201	6.8	0.6	0.2	0.6	1.5	0.3
Low voltage panelboards and distribution boards, 1000 volts or less.....	11	7522013	6.9	0.2	0.0	0.0	0.0	0.0
Switchgear, except relays and ducts.....	11	752201A	7.3	0.9	0.3	0.5	1.7	0.4
Communications and related equipment and miscellaneous electronic systems & equipment.....	11	76	1.8	0.1	0.0	0.0	0.2	0.0
Telephone and wireline data networking equipment.....	11	7601	3.0	0.2	0.0	0.0	-0.3	0.0
Other communications and related equipment, including broadcast and wireless.....	11	7603	1.7	0.0	0.0	0.1	0.4	0.0
Broadcast, studio, and related electronic equipment.....	11	760301	0.3	-0.1	0.3	0.2	-0.8	0.3
Radio station and wireless communication equipment.....	11	760302	1.6	0.0	0.0	0.0	0.5	0.0
Radio station equipment.....	11	7603022	5.6	0.0	0.0	0.0	0.0	0.0
Other broadcast and wireless communications systems and equipment.....	11	7603023	0.6	0.0	0.0	0.0	0.6	0.0
Intercommunications, alarm and traffic control systems.....	11	760303	3.0	0.0	0.0	0.8	0.1	0.1
Alarm systems, including electric sirens and horns.....	11	7603031	4.0	0.0	0.0	1.2	0.0	0.0
Intercommunications systems, including inductive paging systems.....	11	7603033	4.1	0.0	0.8	0.0	0.0	0.0
Electronic systems and equipment, n.e.c.....	11	7605	2.6	0.0	0.0	0.0	0.0	0.0
Electronic systems and equipment, n.e.c.....	11	760512	2.6	0.0	0.0	0.0	0.0	0.0
Search, detection, navigation & guidance systems and equipment.....	11	7606	1.6	0.1	0.0	0.0	0.2	0.0
Search, detection, navigation & guidance systems and equipment.....	11	760613	1.6	0.1	0.0	0.0	0.2	0.0
Electric lamp bulbs, tubes, and components.....	11	77	7.6	0.0	0.5	0.0	0.0	0.0
Electric lamp bulbs, tubes, and components.....	11	7704	7.6	0.0	0.5	0.0	0.0	0.0
Electric lamp bulbs, tubes, and components.....	11	770401	7.6	0.0	0.5	0.0	0.0	0.0
Electronic components and accessories.....	11	78	-1.1	0.2	0.0	0.0	-0.1	-0.2
Relays for electronic circuitry, industrial control overload, and switchgear type.....	11	7821	-	0.0	0.0	0.7	0.0	-
Relays for electronic circuitry, industrial control overload, and switchgear type.....	11	782119	-	0.0	0.0	0.7	0.0	-
Switches, mechanical, for electronic circuitry.....	11	7822	-	0.0	0.0	0.0	0.0	-
Switches, mechanical, for electronic circuitry.....	11	782299	-	0.0	0.0	0.0	0.0	-
Connectors for electronic circuitry.....	11	7824	5.3	0.5	0.0	1.1	0.0	0.0
Connectors for electronic circuitry.....	11	782481	5.3	0.5	0.0	1.1	0.0	0.0
Filters, crystals, and transducers.....	11	7828	2.3	0.0	0.0	0.6	1.8	0.0
Filters, crystals, and transducers.....	11	782890	2.3	0.0	0.0	0.6	1.8	0.0
Crystal, filter, piezoelectric, and other related electronic devices (exc. microwave filters).....	11	7828901	2.3	0.0	0.0	0.6	1.8	0.0
Integrated microcircuits.....	11	7839	-5.3	0.1	-0.2	-0.8	0.6	-0.9
Integrated microcircuits.....	11	783911	-5.3	0.1	-0.2	-0.8	0.6	-0.9
Other semiconductor and related devices.....	11	7847	3.3	0.5	0.0	0.3	-1.6	0.0
Other semiconductor devices, including parts (such as chips, wafers and heat sinks).....	11	784711	3.3	0.5	0.0	0.3	-1.6	0.0
Bare printed circuit boards.....	11	7849	5.3	0.2	0.0	0.0	0.0	2.4
Bare printed circuit boards.....	11	784901	5.3	0.2	0.0	0.0	0.0	2.4
Electronic coils, transformers, and other inductors.....	11	7853	6.5	0.0	0.0	0.6	0.8	-0.3
Electronic coils, transformers, and other inductors.....	11	785399	6.5	0.0	0.0	0.6	0.8	-0.3

See footnotes at end of table.

Table 7. Producer price index percentage changes for commodity and service groupings and individual items, not seasonally adjusted — Continued
 [December 2023]

Title	Commodity code		Unadjusted 12-month percent change ¹	Unadjusted 1-month percent change ¹				
	Group code	Item code		Dec. 2022 to Dec. 2023 ^P	July to Aug.	Aug. to Sept. ^P	Sept. to Oct. ^P	Oct. to Nov. ^P
Capacitors and resistors for electronic circuitry.....	11	7854	5.6	0.0	0.0	0.0	1.2	0.0
Capacitors for electronic circuitry.....	11	785411	6.5	0.0	0.0	0.0	1.4	0.0
Microwave components, electron tubes, and other electronic components, n.e.c.....	11	7856	6.1	0.4	0.1	0.5	0.0	0.0
Printed circuit assemblies, loaded boards, modules and consumer external modems.....	11	7861	-12.2	-0.2	0.0	0.0	0.1	0.0
Printed circuit assemblies, loaded boards, modules and consumer external modems.....	11	786199	-12.2	-0.2	0.0	0.0	0.1	0.0
Miscellaneous electrical machinery and equipment.....	11	79	1.1	0.0	0.0	-0.1	-0.1	0.0
Storage batteries.....	11	7901	0.5	0.0	0.0	-0.2	0.0	0.0
Storage batteries, lead acid type, BCI dimensional group 8D or smaller.....	11	790103	0.6	0.0	0.0	-0.3	0.0	0.0
Storage batteries, lead acid type, larger than BCI dimensional group 8D.....	11	790104	0.8	0.0	0.0	0.0	0.0	0.0
Storage batteries (excluding lead acid), including parts for all storage batteries.....	11	790105	0.0	0.0	0.0	0.0	0.0	0.0
Primary batteries.....	11	7902	-0.2	0.2	0.0	-0.2	-0.2	-0.2
Primary batteries.....	11	790229	-0.2	0.2	0.0	-0.2	-0.2	-0.2
Carbon and graphite products.....	11	7903	-0.1	0.3	-0.1	-0.1	-0.2	0.1
X-ray and electromedical equipment.....	11	7905	2.4	0.0	0.0	0.0	0.0	0.0
Irradiation equipment.....	11	790512	0.8	0.0	0.0	0.0	0.0	0.0
Electromedical equipment, including diagnostic, therapeutic and patient monitoring equipment.....	11	790541	3.1	-0.1	0.0	0.0	0.0	0.0
Miscellaneous electrical industrial apparatus.....	11	7929	-6.2	0.0	0.0	-0.6	-0.6	0.0
Rectifying apparatus.....	11	792902	2.9	0.0	0.0	0.0	0.0	0.0
Other electrical equipment for industrial use, except for electronic circuitry.....	11	792904	-9.6	0.0	0.0	-0.9	-0.8	0.0
All other electrical equipment and components, except industrial.....	11	7939	0.9	0.9	0.0	0.0	0.0	0.0
All other electrical equipment and components, except industrial.....	11	793901	0.9	0.9	0.0	0.0	0.0	0.0
Miscellaneous instruments.....	11	8	5.2	0.3	-0.1	0.2	0.1	0.0
Automatic environmental controls for monitoring residential, commercial, and appliance use.....	11	81	5.5	0.2	0.0	0.0	0.0	0.0
Automatic environmental controls for monitoring residential, commercial, and appliance use.....	11	8105	5.5	0.2	0.0	0.0	0.0	0.0
Automatic environmental controls for monitoring residential, commercial, and appliance use.....	11	810501	5.5	0.2	0.0	0.0	0.0	0.0
Industrial process control instruments.....	11	82	4.9	0.4	0.2	0.7	0.3	0.0
Industrial process control instruments.....	11	8201	4.9	0.4	0.2	0.7	0.3	0.0
Industrial process control instruments.....	11	820171	4.9	0.4	0.2	0.7	0.3	0.0
Fluid meters and counting devices.....	11	84	9.6	0.0	-2.6	0.1	-0.3	0.1
Fluid meters and counting devices.....	11	8401	9.6	0.0	-2.6	0.1	-0.3	0.1
Engineering and scientific instruments.....	11	85	5.2	0.3	0.0	0.0	0.1	0.0
Aeronautical, nautical, and navigational instruments.....	11	8501	3.7	0.4	0.0	0.0	0.1	0.0
Aeronautical, nautical, and navigational instruments.....	11	850111	3.7	0.4	0.0	0.0	0.1	0.0
Hospital beds and specialized hospital furniture.....	11	8504	12.8	0.0	0.0	0.0	0.2	0.0
Hospital beds and specialized hospital furniture.....	11	850404	12.8	0.0	0.0	0.0	0.2	0.0
Measuring instruments and lenses.....	11	86	4.5	0.2	0.2	0.1	0.2	0.0
Sighting, tracking, and fire-control equipment, optical type.....	11	8601	3.7	2.2	0.1	1.2	1.5	0.1
Sighting, tracking, and fire-control equipment, optical type.....	11	860111	3.7	2.2	0.1	1.2	1.5	0.1
All other miscellaneous optical instruments and lenses.....	11	8602	3.3	0.5	0.0	0.0	0.5	0.0
All other miscellaneous optical instruments and lenses.....	11	860211	3.3	0.5	0.0	0.0	0.5	0.0
Laboratory analytical instruments.....	11	8603	4.8	0.0	0.3	0.0	0.0	0.0
Laboratory analytical instruments.....	11	860311	4.8	0.0	0.3	0.0	0.0	0.0
Measuring & controlling devices, n.e.c.....	11	89	4.5	0.7	0.1	0.3	0.1	0.0
Aircraft engine instruments.....	11	8901	3.5	0.0	0.2	0.0	0.0	0.0
Aircraft engine instruments.....	11	890199	3.5	0.0	0.2	0.0	0.0	0.0
Nuclear radiation detection & monitoring instruments.....	11	8904	4.2	0.0	0.0	0.0	0.0	0.0
Nuclear radiation detection & monitoring instruments.....	11	890499	4.2	0.0	0.0	0.0	0.0	0.0
Physical properties and kinematic testing equipment.....	11	8905	4.3	0.2	0.0	0.0	0.0	0.0
Physical properties and kinematic testing equipment.....	11	890599	4.3	0.2	0.0	0.0	0.0	0.0
Commercial, geophysical, meteorological, surveying, drafting & general-purpose instruments.....	11	8906	5.1	2.0	0.1	1.1	0.5	0.0
Commercial, geophysical, meteorological & general-purpose instruments.....	11	890699	5.1	2.0	0.1	1.1	0.5	0.0
Miscellaneous machinery.....	11	9	3.7	0.3	0.2	0.0	0.1	0.0
Oil field and gas field machinery.....	11	91	1.9	0.0	0.7	0.0	-0.3	0.0

See footnotes at end of table.

Table 7. Producer price index percentage changes for commodity and service groupings and individual items, not seasonally adjusted — Continued
 [December 2023]

Title	Commodity code		Unadjusted 12-month percent change ¹	Unadjusted 1-month percent change ¹				
	Group code	Item code		Dec. 2022 to Dec. 2023 ^P	July to Aug.	Aug. to Sept. ^P	Sept. to Oct. ^P	Oct. to Nov. ^P
Oil and gas field drilling, surveying, and cementing machinery (except parts sold separately).....	11	9102	0.5	0.0	1.0	0.0	-1.3	0.0
Oil and gas field drilling, surveying, and cementing machinery (except parts sold separately).....	11	910201	0.5	0.0	1.0	0.0	-1.3	0.0
Oil field and gas field production machinery (except pumps and parts sold separately).....	11	9104	3.8	0.0	0.9	0.0	0.5	0.0
Oil field and gas field production machinery (except pumps and parts sold separately).....	11	910456	3.8	0.0	0.9	0.0	0.5	0.0
Parts and attachments for oil and gas field machinery and equipment.....	11	9106	3.0	0.0	0.0	0.0	1.1	0.0
Parts and attachments for oil and gas field production machinery and equipment.....	11	910604	4.6	0.0	0.0	0.0	2.8	0.0
Mining machinery and equipment.....	11	92	9.4	0.6	0.3	0.2	1.9	0.0
Mining machinery and equipment (except parts sold separately).....	11	9207	10.1	0.8	0.5	0.2	2.3	0.0
Underground mining machinery (except parts sold separately).....	11	920701	-	0.0	0.2	0.0	-	-
Crushing, pulverizing, & screening machinery (except parts sold separately).....	11	920702	-	0.0	0.0	0.0	6.7	-
Drills and other mining machinery (except parts sold separately).....	11	920703	-	2.5	1.3	0.7	-	-
Mineral processing & beneficiation machinery (except parts sold separately).....	11	920704	-	0.0	0.0	0.0	8.6	-
Parts and attachments for mining machinery and equipment (sold separately).....	11	9253	6.8	0.0	0.0	0.0	0.4	0.0
Parts and attachments for mining machinery and equipment (sold separately).....	11	925303	6.8	0.0	0.0	0.0	0.4	0.0
Internal combustion engines.....	11	94	6.3	0.0	0.1	-0.1	0.1	0.0
Diesel, semidiesel, and dual-fuel engines (except automotive).....	11	9407	12.0	0.0	0.0	0.0	0.0	0.0
Diesel, semidiesel, and dual-fuel engines (except automotive).....	11	940725	12.0	0.0	0.0	0.0	0.0	0.0
Diesel, semidiesel, and dual-fuel engines for automobiles, trucks, and buses.....	11	9408	4.0	0.0	0.0	0.0	0.0	0.0
Diesel, semidiesel, and dual-fuel engines for automobiles, trucks, and buses.....	11	940811	4.0	0.0	0.0	0.0	0.0	0.0
Parts & accessories for internal combustion engines, ex. aircraft & gasoline automotive engines.....	11	9413	4.8	0.0	0.4	0.0	0.1	0.0
Parts & accessories for internal combustion engines, ex. aircraft & gasoline automotive engines.....	11	941301	4.8	0.0	0.4	0.0	0.1	0.0
Machine shop products.....	11	95	1.6	0.0	0.0	-0.2	0.0	0.0
Machine shop products.....	11	9505	1.6	0.0	0.0	-0.2	0.0	0.0
Machine shop job work and job order repairs.....	11	950501	1.6	0.0	0.0	-0.2	0.0	0.0
Turbines and turbine generator sets.....	11	97	7.3	2.2	0.4	0.5	0.4	0.2
Turbines and turbine generator sets (excluding parts).....	11	9701	7.3	2.2	0.4	0.5	0.4	0.2
Steam, gas, and other turbines and turbine generators.....	11	970103	4.4	1.4	0.3	0.4	0.4	1.4
Parts & accessories for turbines, turbine generators, and turbine generator sets.....	11	98	0.6	0.0	0.0	0.0	0.0	0.0
Parts & accessories for turbines, turbine generators, and turbine generator sets.....	11	9801	0.6	0.0	0.0	0.0	0.0	0.0
Parts & accessories for turbines, turbine generators, and turbine generator sets.....	11	980101	0.6	0.0	0.0	0.0	0.0	0.0
Furniture and household durables.....	12	-	0.8	0.1	0.3	-0.3	0.2	-0.3
Household furniture.....	12	1	-0.9	0.0	-0.2	-1.2	-0.2	0.0
Metal household furniture.....	12	11	-3.9	0.1	-0.2	-0.2	0.1	-0.1
Metal household furniture.....	12	1101	-3.9	0.1	-0.2	-0.2	0.1	-0.1
Metal household dining room and kitchen furniture.....	12	110102	-2.7	0.4	-1.1	-1.2	0.7	-0.7
Other metal household furniture.....	12	110104	-4.2	0.0	0.0	0.0	0.0	0.0
Metal household furniture, beds, nonupholstered.....	12	1101041	-5.2	0.0	0.0	0.0	0.0	0.0
Wood household furniture (nonupholstered).....	12	12	2.4	0.1	0.0	-3.6	-0.7	0.0
Wood household furniture (nonupholstered).....	12	1206	2.4	0.1	0.0	-3.6	-0.7	0.0
Wood living room furniture (nonupholstered).....	12	120602	3.0	0.0	0.0	0.0	-0.3	0.0
Wood dining room, outdoor, and ready-to-assemble furniture (nonupholstered).....	12	120603	3.2	0.2	0.0	-5.7	0.0	0.0
Wood bedroom furniture, including infants' and children's, (nonupholstered).....	12	120605	-0.4	0.0	0.0	-0.1	-1.9	0.0
Upholstered household furniture.....	12	13	-1.8	0.1	-0.1	-1.7	-0.1	0.0
Upholstered household furniture.....	12	1301	-1.8	0.1	-0.1	-1.7	-0.1	0.0
Dual purpose sleep furniture, incl. convertible sofa.....	12	130123	0.5	0.0	0.0	0.5	0.0	0.0
Upholstered household furniture.....	12	130141	-2.3	0.1	-0.1	-2.2	-0.2	0.0
Upholstered household davenports, sofas, loveseats, and settees.....	12	1301411	-4.2	0.0	-0.1	-2.9	-0.2	0.0
Upholstered household sectional sofa pieces.....	12	1301412	0.1	0.3	-0.1	-1.3	-0.1	0.0
Upholstered household rocking chairs, including swivel rockers.....	12	1301413	-2.8	0.0	-0.1	0.0	0.0	0.0

See footnotes at end of table.

Table 7. Producer price index percentage changes for commodity and service groupings and individual items, not seasonally adjusted — Continued
 [December 2023]

Title	Commodity code		Unadjusted 12-month percent change ¹	Unadjusted 1-month percent change ¹				
	Group code	Item code		Dec. 2022 to Dec. 2023 ^P	July to Aug.	Aug. to Sept. ^P	Sept. to Oct. ^P	Oct. to Nov. ^P
Other upholstered household furniture, including custom.....	12	1301415	1.3	0.2	-0.1	0.0	0.0	0.0
Bedding.....	12	14	0.1	-0.2	-0.5	0.2	-0.1	-0.1
Bedding.....	12	1401	0.1	-0.2	-0.5	0.2	-0.1	-0.1
Innerspring mattresses, excluding crib size.....	12	140104	-0.3	0.8	-0.9	0.0	-0.4	0.0
Mattress foundations.....	12	140107	-6.7	0.0	-1.6	0.8	0.0	-0.3
Mattresses, other types, including crib, foam, waterbed mattresses and mattress inserts.....	12	140114	2.2	0.1	0.0	0.0	0.0	0.0
Sleep system ensembles and mattresses, excluding conventional waterbeds.....	12	140122	-13.8	-13.8	0.0	0.0	0.0	0.0
Mattress and foundation sets.....	12	140134	1.7	0.0	-0.3	0.3	0.0	-0.2
Metal porch, lawn, outdoor & casual furniture.....	12	15	-2.2	0.0	0.0	0.9	0.0	0.0
Porch and lawn furniture.....	12	1501	-2.2	0.0	0.0	0.9	0.0	0.0
Metal porch, lawn, outdoor & casual furniture.....	12	150112	-2.2	0.0	0.0	0.9	0.0	0.0
Nonupholstered household furniture, except wood and metal.....	12	16	-	0.0	0.0	0.0	-	-
Nonupholstered household furniture, except wood and metal.....	12	1601	-	0.0	0.0	0.0	-	-
Nonupholstered household furniture, except wood and metal.....	12	160101	-	0.0	0.0	0.0	-	-
Commercial furniture.....	12	2	1.0	-0.3	0.2	0.0	0.6	-0.6
Wood office furniture and store fixtures.....	12	21	3.0	-0.1	-0.1	-0.3	0.0	0.1
Wood office furniture and store fixtures.....	12	2101	3.0	-0.1	-0.1	-0.3	0.0	0.1
Wood office seating, including upholstered.....	12	210112	4.5	0.0	0.0	0.0	0.0	0.0
Wood office desks and extensions.....	12	210113	4.6	0.0	0.0	0.0	0.0	0.0
Wood office files, storage units, and tables.....	12	210114	1.1	0.0	0.0	0.0	0.0	0.0
Wood office furniture, other types (incl. panel/desking systems).....	12	210116	0.7	0.0	0.0	0.0	0.0	0.0
Fixtures for stores, banks and offices.....	12	210161	3.0	-0.1	-0.1	-0.4	0.0	0.1
Custom architectural woodwork, millwork, and fixtures.....	12	2101611	5.0	0.1	0.0	0.8	0.0	0.0
Wood lockers, partitions, and shelving (except custom).....	12	2101612	-2.9	-1.4	-1.4	1.0	-1.5	2.4
Wood furniture dimensions and nonwood furniture parts and frames..	12	2101615	9.1	-2.0	-0.7	-	-	-1.0
Nonwood furniture and store fixtures.....	12	22	-1.7	-0.7	0.3	0.3	0.9	-1.6
Nonwood commercial storage units, files, and tables.....	12	2202	5.6	0.2	-0.6	-0.4	-0.2	-0.6
Nonwood commercial storage units, files, and tables.....	12	220202	5.6	0.2	-0.6	-0.4	-0.2	-0.6
Nonwood commercial furniture.....	12	2203	-2.0	-0.5	-0.1	0.3	-0.6	0.0
Nonwood commercial desks and extensions.....	12	220321	-	0.0	0.0	0.0	0.0	0.0
Nonwood office seating.....	12	220325	-2.7	0.0	0.0	0.0	0.0	0.0
Nonwood office furniture panel systems, and other nonwood office furniture.....	12	220326	-1.9	-1.1	-0.3	0.5	-1.1	0.0
Nonwood partitions and fixtures.....	12	2204	-3.7	-1.2	1.1	0.5	2.9	-3.6
Storage racks and accessories, except wood.....	12	220407	-5.6	-5.0	-0.1	0.0	0.0	0.0
Fixtures (bank, office, and store) except wood.....	12	220409	2.6	0.0	3.2	2.8	6.9	-12.6
Public building furniture.....	12	23	5.0	0.1	0.8	0.1	1.8	0.7
Public building furniture.....	12	2301	5.0	0.1	0.8	0.1	1.8	0.7
School furniture (except stone and concrete), excluding library furniture.....	12	230101	5.8	0.4	2.2	0.4	0.4	0.5
Public building and related furniture, excluding school & restaurant furniture.....	12	230102	4.5	0.0	0.0	0.0	2.5	0.9
Commercial furniture and fixtures, n.e.c.....	12	24	3.1	-0.2	0.3	0.2	0.1	0.5
Commercial furniture and fixtures, n.e.c.....	12	2401	3.1	-0.2	0.3	0.2	0.1	0.5
Bar, bowling center, cafeteria, and restaurant furniture.....	12	240104	1.7	0.0	1.3	0.0	0.0	0.0
Other commercial and institutional furniture and fixtures, n.e.c.....	12	240108	3.8	-0.2	-0.1	0.2	0.1	0.8
Floor coverings.....	12	3	0.4	1.0	1.6	-0.9	-1.4	0.0
Carpets and rugs.....	12	31	0.3	1.2	1.8	-1.1	-1.7	0.0
Carpet and rugs.....	12	3101	0.3	1.2	1.8	-1.1	-1.7	0.0
Carpet and rugs.....	12	310101	0.3	1.2	1.8	-1.1	-1.7	0.0
Resilient floor coverings.....	12	32	1.4	0.0	0.0	0.0	0.0	0.0
Resilient floor coverings.....	12	3201	1.4	0.0	0.0	0.0	0.0	0.0
Resilient floor coverings.....	12	320170	1.4	0.0	0.0	0.0	0.0	0.0
Household appliances.....	12	4	1.6	0.7	0.0	0.1	0.8	-0.3
Major appliances.....	12	41	1.5	0.8	0.0	0.1	0.9	-0.4
Household cooking appliances.....	12	4101	3.6	2.1	0.3	0.1	1.1	-0.7
Electric household ranges, ovens (including microwave), surface cooking units, and equipment.....	12	410105	1.6	0.9	-0.4	0.5	1.1	-2.0
Gas household ranges, ovens, surface cooking units and equipment. ..	12	410139	3.9	2.0	0.3	-0.3	2.4	0.0
Other household ranges and cooking equipment, including outdoor equipment.....	12	410169	5.4	3.7	1.0	0.1	0.0	0.0

See footnotes at end of table.

Table 7. Producer price index percentage changes for commodity and service groupings and individual items, not seasonally adjusted — Continued
 [December 2023]

Title	Commodity code		Unadjusted 12-month percent change ¹	Unadjusted 1-month percent change ¹				
	Group code	Item code		Dec. 2022 to Dec. 2023 ^P	July to Aug.	Aug. to Sept. ^P	Sept. to Oct. ^P	Oct. to Nov. ^P
Household refrigeration equipment	12	4103	0.0	-0.6	-0.1	-0.2	1.2	-0.1
Household refrigerators, including refrigerator-freezer combinations.	12	410329	0.0	-0.5	-0.1	-0.3	1.2	0.0
Other major household appliances including room air-conditioners.	12	4104	0.2	0.1	-0.5	0.2	0.9	0.0
Room air-conditioners.	12	410445	—	0.0	0.0	0.0	0.0	0.0
Household vacuum cleaners, including parts and attachments.	12	43	5.8	0.9	-0.7	0.2	0.6	0.0
Household vacuum cleaners and other floor care machines (including parts and attachments).	12	4301	5.8	0.9	-0.7	0.2	0.6	0.0
Household vacuum cleaners and other floor care machines (including parts and attachments).	12	430114	5.8	0.9	-0.7	0.2	0.6	0.0
Electric housewares and fans.	12	44	1.0	0.0	0.0	-0.1	0.3	0.3
Parts and attachments for small electric household appliances, including fan parts.	12	4403	0.0	-0.1	0.0	0.0	0.0	0.0
Parts and attachments for small electric household appliances, including fan parts.	12	440311	0.0	-0.1	0.0	0.0	0.0	0.0
Small electric household appliances, including fans.	12	4404	1.0	0.0	0.0	-0.1	0.4	0.3
Small electric household appliances, including fans.	12	440401	1.0	0.0	0.0	-0.1	0.4	0.3
Portable residential lighting fixtures, including parts and accessories.	12	45	3.1	0.0	0.0	0.0	0.0	0.0
Portable residential lighting fixtures, including parts and accessories.	12	4501	3.1	0.0	0.0	0.0	0.0	0.0
Portable residential lighting fixtures, including parts and accessories.	12	450135	3.1	0.0	0.0	0.0	0.0	0.0
Home electronic equipment.	12	5	1.2	0.0	0.0	0.0	0.2	0.0
Speakers and commercial sound equipment.	12	57	2.5	0.0	0.0	0.0	0.3	0.0
Speakers and commercial sound equipment.	12	5707	2.5	0.0	0.0	0.0	0.3	0.0
Speakers and commercial sound equipment.	12	570708	2.5	0.0	0.0	0.0	0.3	0.0
Other home electronic equipment.	12	58	0.0	0.0	0.0	0.0	0.0	0.0
Other home electronic equipment, including television receivers and automotive A/V equipment.	12	5803	0.0	0.0	0.0	0.0	0.0	0.0
All other consumer audio and video equipment, excluding TV receivers and automotive A/V equip.	12	580301	0.0	0.0	0.0	0.0	0.0	0.0
Other household durable goods.	12	6	1.9	-0.4	1.3	0.0	0.1	-0.1
Vitreous china, fine earthenware, and other pottery products.	12	61	2.4	0.0	0.0	0.0	0.0	0.0
Vitreous china, porcelain, and earthenware table and kitchenware and other pottery products.	12	6101	2.4	0.0	0.0	0.0	0.0	0.0
Vitreous china, porcelain, and earthenware (semivitreous) table and kitchenware.	12	610104	-2.6	0.0	0.0	0.0	0.0	0.0
All other pottery products (including china decorated for the trade).	12	610105	3.2	0.0	0.0	0.0	0.0	0.0
Mirrors (decorated and undecorated).	12	65	8.4	-2.8	8.0	-1.2	0.7	-0.4
Mirrors (decorated and undecorated), made from purchased glass.	12	6501	8.4	-2.8	8.0	-1.2	0.7	-0.4
Mirrors (decorated and undecorated), made from purchased glass.	12	650104	8.4	-2.8	8.0	-1.2	0.7	-0.4
Lawn/garden equipment.	12	66	0.8	0.1	0.0	0.5	0.0	0.0
Parts and attachments for consumer lawn, garden, and snow equipment.	12	6605	-0.4	0.3	0.0	1.2	-0.6	0.0
Parts and attachments for consumer lawn, garden, and snow equipment.	12	660503	-0.4	0.3	0.0	1.2	-0.6	0.0
Consumer lawn, garden, and snow equipment.	12	6607	0.9	0.1	0.0	0.4	0.1	0.0
Consumer lawn, garden, and snow equipment.	12	660701	0.9	0.1	0.0	0.4	0.1	0.0
Consumer riding lawn, garden, and snow equipment.	12	6607011	0.9	0.0	0.0	0.8	0.0	0.0
Consumer nonriding lawn, garden, and snow equipment.	12	6607012	1.0	0.2	0.0	0.0	0.2	0.0
Cutlery, flatware (except precious), razors and razor blades.	12	67	-1.2	0.0	0.0	-0.1	0.0	0.0
Cutlery, flatware (except precious), razors and razor blades.	12	6701	-1.2	0.0	0.0	-0.1	0.0	0.0
Cutlery, scissors, shears, trimmers, and snips.	12	670141	-4.0	0.0	0.0	-0.3	0.0	0.0
Metal kitchen utensil, pots, and pans.	12	68	1.3	0.0	0.0	0.3	0.0	0.0
Metal kitchen utensil, pots, and pans.	12	6801	1.3	0.0	0.0	0.3	0.0	0.0
Stamped and spun kitchen utensils, aluminum.	12	680101	—	0.0	0.0	0.0	0.0	—
Window shades, blinds, and accessories.	12	69	0.6	0.0	0.0	0.0	0.0	0.0
Window shades, blinds, and accessories.	12	6901	0.6	0.0	0.0	0.0	0.0	0.0
Window shades and window shade accessories and rollers.	12	690101	0.0	0.0	0.0	0.0	0.0	0.0
Other shades and blinds, including curtain and drapery fixtures, poles, & rods.	12	690103	—	0.0	0.0	0.0	0.0	0.0
Nonmetallic mineral products.	13	—	5.1	0.3	0.3	0.1	0.2	0.0
Glass.	13	1	2.6	-0.7	0.3	0.1	0.1	0.6
Flat glass.	13	11	2.1	-0.8	0.3	0.2	0.2	0.7
Specialty glass.	13	1107	5.3	-0.9	0.8	0.2	0.3	0.7
Specialty glass.	13	110703	5.3	-0.9	0.8	0.2	0.3	0.7

See footnotes at end of table.

Table 7. Producer price index percentage changes for commodity and service groupings and individual items, not seasonally adjusted — Continued
 [December 2023]

Title	Commodity code		Unadjusted 12-month percent change ¹	Unadjusted 1-month percent change ¹				
	Group code	Item code		Dec. 2022 to Dec. 2023 ^P	July to Aug.	Aug. to Sept. ^P	Sept. to Oct. ^P	Oct. to Nov. ^P
Other glass products, made by flat glass producers.....	13	1107034	-0.1	0.0	0.0	0.0	0.0	0.0
Flat glass (float, sheet, and plate process).....	13	1108	-	-0.5	-1.5	0.3	-	-
Flat glass (float, sheet, and plate process).....	13	110811	-	-0.5	-1.5	0.3	-	-
Other finished glassware.....	13	13	4.2	-0.1	0.3	-0.3	0.0	0.4
Pressed and blown glassware.....	13	1301	4.2	-0.1	0.3	-0.3	0.0	0.4
Machine-made pressed & blown table, kitchen, art, & novelty glassware.....	13	130116	3.7	0.0	0.0	0.0	0.0	0.0
All other machine-made pressed and blown glassware.....	13	130117	5.1	-0.2	0.7	-0.7	0.0	0.9
Handmade pressed and blown glassware.....	13	130118	7.4	0.0	0.0	0.0	0.0	0.0
Concrete ingredients and related products.....	13	2	8.4	0.8	0.2	-0.2	0.1	0.2
Construction sand, gravel, and crushed stone.....	13	21	8.5	1.0	0.1	0.0	0.1	0.3
Construction sand, gravel and crushed stone.....	13	2101	8.5	1.0	0.1	0.0	0.1	0.3
Construction sand and gravel (run of pit/bank, washed, screened, etc.)..	13	210120	6.1	0.8	0.1	-0.1	0.2	0.0
Construction sand and gravel, Northeast.....	13	2101201	5.9	0.0	0.0	0.0	0.0	0.0
Construction sand and gravel, Midwest.....	13	2101202	8.6	0.8	0.0	-0.3	0.4	0.0
Construction sand and gravel, West.....	13	2101204	7.9	1.4	0.1	0.0	0.1	0.1
Crushed and broken stone.....	13	210121	9.6	1.1	0.1	0.0	0.1	0.4
Crushed and broken limestone.....	13	2101212	9.3	0.8	0.2	0.0	0.2	0.6
Crushed and broken granite.....	13	2101213	8.7	0.3	-0.3	0.0	0.0	0.0
Bituminous limestone, sandstone, & other crushed & broken stone. ...	13	2101219	11.7	3.5	0.0	0.0	0.0	0.0
Cement, hydraulic.....	13	22	8.2	0.2	0.6	-0.5	-0.1	0.0
Cement, hydraulic.....	13	2201	8.2	0.2	0.6	-0.5	-0.1	0.0
Cement, hydraulic.....	13	220161	8.2	0.2	0.6	-0.5	-0.1	0.0
Concrete products.....	13	3	7.3	0.8	0.8	0.2	0.3	-0.1
Concrete block and brick.....	13	31	10.3	0.5	-0.3	1.1	0.0	1.5
Structural concrete block.....	13	3111	11.5	0.7	-1.1	2.2	0.0	1.0
Structural concrete block.....	13	311135	11.5	0.7	-1.1	2.2	0.0	1.0
Structural concrete block, lightweight units (weighing less than 105 lb/cubic ft.) (dry weight).....	13	3111351	9.9	0.5	0.0	0.3	0.0	0.8
Structural concrete block, mediumweight units (weighing 105 - 124 lb/cubic ft.) (dry weight).....	13	3111352	14.0	0.0	0.3	1.3	0.0	1.8
Structural concrete block, normalweight units (weighing 125 lb or more/cubic ft.) (dry weight).....	13	3111353	12.0	1.1	-2.9	4.6	0.0	0.9
Decorative concrete block.....	13	3121	10.4	1.4	0.0	1.3	0.0	0.3
Decorative concrete block (including screen, split, slump, shadowal block, etc.).....	13	312101	10.4	1.4	0.0	1.3	0.0	0.3
Concrete brick.....	13	3131	12.2	0.0	0.0	0.0	0.0	4.1
Concrete brick.....	13	313101	12.2	0.0	0.0	0.0	0.0	4.1
Concrete pavers.....	13	3141	8.4	0.0	0.0	0.6	0.0	1.7
Concrete pavers (including grid, interlocking, etc.).....	13	314101	8.4	0.0	0.0	0.6	0.0	1.7
Concrete pipe.....	13	32	3.9	-1.9	2.8	0.5	0.1	0.0
Concrete pipe.....	13	3201	3.9	-1.9	2.8	0.5	0.1	0.0
Concrete pipe.....	13	320108	3.9	-1.9	2.8	0.5	0.1	0.0
Concrete storm sewer pipe.....	13	3201082	9.8	-0.6	7.4	1.0	0.1	0.0
Concrete pipe, except concrete culvert and storm sewer pipe.....	13	3201083	2.9	0.0	0.0	0.0	0.0	0.0
Ready-mix concrete.....	13	33	7.8	1.2	1.1	0.1	0.2	-0.4
Ready-mix concrete.....	13	3301	7.8	1.2	1.1	0.1	0.2	-0.4
Ready-mix concrete.....	13	330101	7.8	1.2	1.1	0.1	0.2	-0.4
Northeast region ready-mix concrete.....	13	330101A	10.5	2.6	0.3	0.0	-0.6	0.0
Midwest region ready-mix concrete.....	13	330101B	12.2	3.3	1.1	-0.9	-0.6	0.0
South region ready-mix concrete.....	13	330101C	7.8	0.6	1.8	0.6	0.5	-0.9
West region ready-mix concrete.....	13	330101D	3.5	-0.2	0.1	0.2	0.7	0.0
Precast concrete products.....	13	34	5.6	0.2	0.6	0.0	0.0	0.0
Precast concrete products.....	13	3401	5.6	0.2	0.6	0.0	0.0	0.0
Precast concrete products.....	13	340106	5.6	0.2	0.6	0.0	0.0	0.0
Precast concrete slabs and tile, roof and floor units.....	13	3401061	2.8	-0.3	0.0	0.0	0.0	0.0
Precast concrete architectural wall panels.....	13	3401062	4.6	0.2	2.3	0.0	-0.3	0.0
Burial vaults and boxes, precast concrete.....	13	3401063	5.8	0.0	0.0	0.8	0.0	0.0
Precast concrete products (excl burial vaults and boxes, slabs and tile, and arch. wall panels).....	13	3401064	6.1	0.3	0.4	0.0	0.1	0.0
Prestressed concrete products.....	13	35	4.6	1.0	-0.2	0.1	3.7	-0.3
Prestressed concrete products.....	13	3501	4.6	1.0	-0.2	0.1	3.7	-0.3
Prestressed concrete products.....	13	350107	4.6	1.0	-0.2	0.1	3.7	-0.3

See footnotes at end of table.

Table 7. Producer price index percentage changes for commodity and service groupings and individual items, not seasonally adjusted — Continued
 [December 2023]

Title	Commodity code		Unadjusted 12-month percent change ¹ Dec. 2022 to Dec. 2023 ^P	Unadjusted 1-month percent change ¹				
	Group code	Item code		July to Aug.	Aug. to Sept. ^P	Sept. to Oct. ^P	Oct. to Nov. ^P	Nov. to Dec. ^P
Prestressed concrete bridge beams and solid and hollow cored slabs and panels.....	13	3501071	-1.6	0.6	-0.4	0.2	-0.2	-0.5
Prestressed concrete bridge beams.....	13	35010711	-1.1	1.2	-0.6	0.3	-0.3	-0.7
Prestressed concrete solid and hollow cored slabs and panels.....	13	35010712	-3.0	-0.7	0.0	0.0	0.0	0.0
Prestressed concrete products (excl bridge beams and solid and hollow cored slabs and panels).....	13	3501072	12.0	1.4	0.0	0.0	8.3	0.0
Clay construction products ex. refractories.....	13	4	5.4	-1.2	0.3	-0.2	2.0	0.0
Brick and structural clay tile.....	13	42	5.5	0.0	0.0	0.2	0.0	0.0
Building or common brick.....	13	4201	5.5	0.0	0.0	0.2	0.0	0.0
Building or common brick.....	13	420101	5.5	0.0	0.0	0.2	0.0	0.0
Glazed brick and other brick (paving, floor, and sewer).....	13	4202	6.4	0.0	0.6	0.0	0.0	0.0
Glazed brick and other brick (paving, floor, and sewer).....	13	420201	6.4	0.0	0.6	0.0	0.0	0.0
Clay floor and wall tile, glazed and unglazed.....	13	44	5.1	-2.7	0.7	-0.5	4.5	0.0
Clay floor and wall tile, glazed and unglazed (including quarry tile and ceramic mosaic tile).....	13	4401	5.1	-2.7	0.7	-0.5	4.5	0.0
Clay floor and wall tile, glazed and unglazed (including quarry tile and ceramic mosaic tile).....	13	440131	5.1	-2.7	0.7	-0.5	4.5	0.0
Structural clay products, n.e.c.....	13	45	5.9	0.0	0.0	0.0	0.2	0.0
Structural clay products, n.e.c.....	13	4501	5.9	0.0	0.0	0.0	0.2	0.0
All other structural clay products, excluding clay refractories.....	13	450199	7.3	0.0	0.0	0.0	0.2	0.0
Refractories.....	13	5	2.2	-0.1	0.4	-0.3	-0.1	0.3
Clay refractories.....	13	52	1.6	0.0	0.0	0.0	0.0	0.0
Clay refractories.....	13	5201	1.6	0.0	0.0	0.0	0.0	0.0
Clay refractories.....	13	520181	1.6	0.0	0.0	0.0	0.0	0.0
Nonclay refractories.....	13	53	3.9	-0.2	1.4	-1.1	-0.2	1.2
Nonclay refractories (excluding dead-burned magnesia).....	13	5301	3.9	-0.2	1.4	-1.1	-0.2	1.2
Nonclay refractories (excluding dead-burned magnesia).....	13	530112	3.9	-0.2	1.4	-1.1	-0.2	1.2
Asphalt felts and coatings.....	13	6	2.6	-1.0	0.6	0.6	-0.3	0.3
Prepared asphalt and tar roofing and siding products.....	13	61	2.8	-1.2	0.7	0.7	-0.3	0.3
Prepared asphalt and tar roofing and siding products.....	13	6101	2.8	-1.2	0.7	0.7	-0.3	0.3
Prepared asphalt and tar roofing and siding products.....	13	610131	2.8	-1.2	0.7	0.7	-0.3	0.3
Asphalt smooth-surfaced roll roofing and cap sheets, organic and fiberglass base.....	13	6101311	16.7	0.2	-2.6	0.1	3.1	0.0
Asphalt mineral-surfaced roll roofing and cap sheets, organic and fiberglass base.....	13	6101312	3.6	-0.2	-0.1	0.1	0.1	0.0
Other prepared asphalt and tar products for roofing and siding.....	13	6101317	0.7	0.1	0.3	-0.8	0.0	-0.4
Roofing asphalts, pitches, coatings, and cement.....	13	62	1.9	0.0	-0.2	0.0	0.1	0.0
Roofing asphalts, pitches, coatings, and cement.....	13	6201	1.9	0.0	-0.2	0.0	0.1	0.0
Roofing asphalts, pitches, coatings, and cement.....	13	620121	1.9	0.0	-0.2	0.0	0.1	0.0
Gypsum products.....	13	7	-1.7	-0.2	-0.5	0.0	0.0	-0.3
Gypsum products.....	13	71	-1.7	-0.2	-0.5	0.0	0.0	-0.3
Gypsum products.....	13	7101	-1.7	-0.2	-0.5	0.0	0.0	-0.3
Gypsum building materials.....	13	710102	-2.0	-0.2	-0.6	0.0	0.0	-0.3
Other gypsum products.....	13	710116	0.0	0.0	0.0	0.0	0.0	0.0
Glass containers.....	13	8	6.2	0.4	-2.1	0.0	-0.7	-0.1
Glass containers.....	13	81	6.2	0.4	-2.1	0.0	-0.7	-0.1
Glass containers (including value of packaging).....	13	8101	6.2	0.4	-2.1	0.0	-0.7	-0.1
Glass containers (including value of packaging).....	13	810104	6.2	0.4	-2.1	0.0	-0.7	-0.1
Other nonmetallic minerals.....	13	9	3.1	0.3	0.0	0.0	0.3	-0.2
Insulation materials.....	13	92	0.9	-0.5	-0.3	-0.3	-0.1	0.1
Mineral wool for thermal and acoustical envelope insulation.....	13	9201	-1.5	-0.9	-0.6	-0.3	-0.1	0.0
Mineral wool for thermal and acoustical envelope insulation.....	13	920105	-1.5	-0.9	-0.6	-0.3	-0.1	0.0
Mineral wool for industrial, equipment, and appliance insulation.....	13	9202	4.4	0.0	0.1	-0.2	-0.1	0.2
Mineral wool for industrial, equipment, and appliance insulation.....	13	920201	4.4	0.0	0.1	-0.2	-0.1	0.2
Paving mixtures and blocks.....	13	94	2.1	0.7	0.3	0.2	0.3	-0.6
Paving mixtures and blocks.....	13	9401	2.1	0.7	0.3	0.2	0.3	-0.6
Paving mixtures and blocks.....	13	940113	2.1	0.7	0.3	0.2	0.3	-0.6
Emulsified asphalt, including liquid additives.....	13	940113A	3.9	0.8	0.6	0.1	0.2	0.0
Other liquid asphalt and tar paving materials, including cut-backs.....	13	940113B	-5.2	0.4	0.3	0.0	-0.1	0.0
Asphalt and tar paving mixtures (excluding liquid).....	13	940113C	0.4	0.3	-0.1	0.4	0.6	-1.6
Cut stone and stone products.....	13	95	2.2	0.0	-0.5	0.4	0.0	0.0

See footnotes at end of table.

Table 7. Producer price index percentage changes for commodity and service groupings and individual items, not seasonally adjusted — Continued
 [December 2023]

Title	Commodity code		Unadjusted 12-month percent change ¹	Unadjusted 1-month percent change ¹				
	Group code	Item code		Dec. 2022 to Dec. 2023 ^P	July to Aug.	Aug. to Sept. ^P	Sept. to Oct. ^P	Oct. to Nov. ^P
Cut stone and stone products.....	13	9501	2.2	0.0	-0.5	0.4	0.0	0.0
Dressed dimension granite (including gneiss, syenite, diorite, and cut granite).....	13	950111	2.0	0.0	-0.9	0.8	0.0	0.0
Dressed dimension limestone (including dolomite, travertine, calcareous, tufa, & cut limestone).....	13	950121	0.0	0.0	0.0	0.0	0.0	0.0
Dressed dimension marble and other stone.....	13	950151	2.9	0.0	0.0	0.0	0.0	0.0
Gaskets, packing, and sealing devices.....	13	98	3.2	0.0	0.1	0.0	0.3	0.0
Gaskets and gasketing material.....	13	9801	2.7	0.0	0.0	0.0	0.5	0.0
Nonmetallic gaskets and gasketing.....	13	980111	3.3	0.1	0.0	0.0	0.9	0.0
Metallic gaskets and machined seals.....	13	980112	1.9	0.0	0.0	0.0	0.0	0.0
Packing and sealing.....	13	9802	4.1	0.0	0.1	0.0	0.0	0.0
Compression packing.....	13	980211	—	0.0	0.0	0.0	—	—
Molded packing and sealing devices.....	13	980212	3.1	0.0	0.0	0.0	0.0	0.0
Rotary oil seals.....	13	980214	3.8	0.0	0.5	0.0	0.0	0.0
Nonmetallic minerals and products, n.e.c.....	13	99	6.1	0.6	0.2	-0.3	0.6	0.0
Clay and stone mining and quarrying.....	13	9902	7.4	1.0	0.3	-0.5	1.0	0.0
Ground or treated minerals and earths.....	13	990209	5.0	1.1	0.3	-0.1	0.0	0.0
Treated lightweight aggregate and crushed slag, minerals and earths.....	13	9902094	6.2	0.3	0.8	0.0	0.0	0.0
Other minerals and earths, treated.....	13	9902096	—	2.2	0.0	-0.2	0.0	—
Dimension stone mining and quarrying.....	13	990211	28.5	0.0	0.0	0.0	0.0	0.0
Clay, excluding kaolin and ball clay.....	13	990214	5.6	-0.1	0.1	0.4	0.8	0.1
Bentonite.....	13	990214C	5.4	0.0	0.0	1.5	0.5	0.0
All other nonmetallic minerals, including talc and gypsum.....	13	990299	8.6	2.8	0.3	-3.8	6.6	0.0
All other nonmetallic mineral products.....	13	9903	4.4	0.0	0.0	0.0	0.0	0.0
Other nonmetallic mineral products.....	13	990319	4.8	0.0	0.0	0.0	0.0	0.0
Transportation equipment.....	14	—	1.8	0.0	0.1	0.4	0.1	0.0
Motor vehicles and equipment.....	14	1	1.1	0.0	0.1	0.5	0.1	-0.1
Motor vehicles.....	14	11	0.6	-0.1	0.0	1.0	0.1	-0.5
Passenger cars and chassis.....	14	1101	-3.0	0.1	0.0	1.9	0.0	-2.9
Passenger cars and chassis.....	14	110131	-3.0	0.1	0.0	1.9	0.0	-2.9
Motorcycles, including three-wheel motorbikes, motorscooters, mopeds, and parts.....	14	1104	3.2	0.0	0.0	0.0	0.0	0.0
Motorcycles, including three-wheel motorbikes, motorscooters, mopeds, and parts.....	14	110401	3.2	0.0	0.0	0.0	0.0	0.0
Trucks, truck tractors, & bus chassis 14,000 lb or less, incl. minivans & suvs.....	14	1105	1.2	-0.1	0.0	1.0	0.2	0.0
Trucks, truck tractors, & bus chassis 14,000 lb or less, incl. minivans & suvs.....	14	110571	1.2	-0.1	0.0	1.0	0.2	0.0
Trucks, over 14,000 lbs GVW.....	14	1106	1.8	0.0	0.2	0.0	0.0	0.1
Trucks, over 14,000 lbs GVW.....	14	110684	1.8	0.0	0.2	0.0	0.0	0.1
Truck, truck tractors, and bus chassis (chassis of own manufacture) 14,001 to 33,000 lbs.....	14	1106841	3.4	0.0	0.0	0.0	0.2	0.2
Buses, including military and firefighting vehicles (chassis of own manufacture).....	14	1106843	3.1	0.0	0.5	0.1	0.0	0.0
Motor vehicles parts.....	14	12	1.6	0.0	0.1	0.1	0.1	0.1
Motor vehicles parts.....	14	1205	1.6	0.0	0.1	0.1	0.1	0.1
Gasoline engines and engine parts, excl. carburetors, pistons, and valves.....	14	120501	0.3	0.3	0.3	0.1	-0.1	0.0
Motor vehicle steering and suspension parts.....	14	120502	0.4	0.0	0.0	1.1	0.0	0.0
Motor vehicle transmission and power train.....	14	120503	2.1	0.0	0.1	0.5	0.1	0.1
Motor vehicle drive train components, except wheels and brakes, new.....	14	1205031	2.0	0.0	0.0	0.5	0.1	0.1
Motor vehicle transmissions except auxiliary and parts, new.....	14	12050310	4.1	0.2	0.0	-0.4	0.0	0.0
Parts for manual and automatic transmissions, new.....	14	12050313	1.0	0.0	0.0	0.0	-0.2	-0.1
Other motor vehicle drive train components, except wheels and brakes, new.....	14	12050315	2.4	-0.2	0.0	-0.3	0.6	0.5
Motor vehicle drive train components, rebuilt.....	14	1205033	4.5	0.0	2.2	0.0	0.0	0.6
Motor vehicle brake systems.....	14	120504	3.5	0.3	0.0	-0.5	-0.3	0.6
Motor vehicle brake parts and assemblies, new.....	14	1205041	2.8	0.3	0.0	-0.6	-0.4	0.7
Motor vehicle drum brake assemblies and parts, new.....	14	1205041A	-0.2	0.3	0.0	-1.3	0.0	0.0
Other motor vehicle brake parts and assemblies, new.....	14	1205041B	2.4	0.5	0.1	-0.3	-0.8	1.5
Motor vehicle disc brake assemblies and parts, new.....	14	1205041C	6.7	0.0	0.0	-0.3	0.0	0.0
Filters for internal combustion engines and motor vehicles.....	14	120505	—	0.0	0.0	0.0	0.4	—
Other motor vehicle parts.....	14	120508	4.3	0.0	0.0	0.1	-0.1	0.2
Vehicle seating and interior trim.....	14	120511	0.0	0.0	0.3	-0.1	0.1	0.1
Automobile trimmings.....	14	1205111	-0.7	-0.1	0.0	0.0	0.4	0.0

See footnotes at end of table.

Table 7. Producer price index percentage changes for commodity and service groupings and individual items, not seasonally adjusted — Continued
 [December 2023]

Title	Commodity code		Unadjusted 12-month percent change ¹	Unadjusted 1-month percent change ¹				
	Group code	Item code		Dec. 2022 to Dec. 2023 ^P	July to Aug.	Aug. to Sept. ^P	Sept. to Oct. ^P	Oct. to Nov. ^P
Seats for public conveyance and aircraft	14	1205113	0.6	0.1	0.0	0.1	-0.1	0.3
Carburetors, pistons, piston rings, and valves.....	14	120513	6.4	0.7	0.2	-0.5	2.5	0.0
Motor vehicle electrical and electronic equipment	14	120514	2.0	0.0	0.0	0.1	0.0	0.1
Vehicular lighting equipment.....	14	1205141	1.4	0.0	0.0	0.2	-0.1	0.0
Other motor vehicle electrical and electronic equipment.....	14	1205142	2.1	0.0	0.0	0.0	0.0	0.1
Battery charging alternators, generators, and regulators.....	14	12051422	3.1	0.0	0.0	0.6	0.0	1.2
Parts for electrical and electronic engine equipment.....	14	12051424	1.8	0.0	0.0	0.0	0.0	0.0
All other miscellaneous non-engine electrical and electronic equipment.....	14	12051425	1.5	0.0	0.0	0.0	0.0	0.0
All other miscellaneous complete engine electrical equipment, including spark plugs.....	14	12051426	1.9	0.0	0.0	0.0	0.0	0.0
Truck and bus bodies.....	14	13	5.3	0.1	0.1	0.4	0.0	2.1
Truck and bus bodies sold separately.....	14	1301	6.7	0.1	0.0	0.5	-0.1	2.9
Other truck and vehicle bodies, sold separately.....	14	13015	4.5	0.0	0.0	0.0	0.0	3.2
Dump truck bodies, sold separately.....	14	130151	-	0.0	0.0	0.0	0.0	-
All other truck and vehicle bodies, sold separately.....	14	130152	9.5	0.0	0.0	0.3	0.0	4.9
Service truck bodies, sold separately.....	14	130153	3.4	0.0	0.0	0.0	0.0	0.0
Complete vehicles on purchased chassis.....	14	1302	1.6	0.1	0.2	0.0	0.3	0.2
Buses and firefighting vehicles, complete, produced on purchased chassis.....	14	13027	0.8	0.1	0.1	0.0	0.1	0.1
Buses and firefighting vehicles, complete, produced on purchased chassis.....	14	130275	0.8	0.1	0.1	0.0	0.1	0.1
Other trucks and vehicles, complete, produced on purchased chassis, except upfitting trucks.....	14	130294	4.6	0.1	0.7	0.1	0.9	0.5
Truck trailers.....	14	14	-2.8	0.0	-0.2	-0.3	0.0	0.0
Truck trailers.....	14	1406	-2.8	0.0	-0.2	-0.3	0.0	0.0
Truck trailers and chassis, axle rating 10,000 lb or more.....	14	140602	-3.1	0.0	-0.2	-0.3	0.0	0.0
Truck trailers and chassis, axle rating less than 10,000 lb.....	14	140603	0.0	0.0	0.0	0.0	0.0	-0.1
Motor homes, built on purchased chassis.....	14	15	1.2	0.0	0.0	0.1	0.0	0.0
Motor homes, built on purchased chassis.....	14	1501	1.2	0.0	0.0	0.1	0.0	0.0
Motor homes, built on purchased chassis.....	14	150101	1.2	0.0	0.0	0.1	0.0	0.0
Travel trailers and campers.....	14	16	0.6	0.2	0.1	-0.2	0.0	0.0
Travel trailers.....	14	1601	0.4	0.2	-0.3	-0.2	0.0	0.0
Travel trailers.....	14	160101	0.4	0.2	-0.3	-0.2	0.0	0.0
Conventional travel trailers.....	14	1601016	0.7	0.3	-0.3	-0.2	0.0	0.0
Fifth wheel travel trailers.....	14	1601017	-	0.0	-	-	-	-
Camping trailers, campers, pick-up covers, and parts.....	14	1602	1.8	0.0	1.8	0.0	0.0	0.0
Camping trailers, campers, pick-up covers, and parts.....	14	160201	1.8	0.0	1.8	0.0	0.0	0.0
Other parts and components, excluding appliances and furnishings.....	14	1602013	2.2	-	-	0.0	0.0	0.0
Truck campers, caps, box covers, and fold-down camping trailers.....	14	1602014	1.1	0.0	0.9	0.0	0.0	0.0
Aircraft and aircraft equipment.....	14	2	3.6	0.1	0.0	0.0	0.2	0.2
Aircraft.....	14	21	3.4	0.0	0.1	0.0	0.0	0.2
Civilian aircraft.....	14	2102	4.7	0.0	0.1	0.1	0.0	0.3
Civilian aircraft.....	14	210206	4.7	0.0	0.1	0.1	0.0	0.3
Military aircraft.....	14	2104	0.2	0.0	0.0	0.0	0.2	0.0
Military aircraft.....	14	210401	0.2	0.0	0.0	0.0	0.2	0.0
Aircraft engine and engine parts.....	14	23	3.2	0.4	-0.1	0.0	0.8	0.5
Aircraft engine and engine parts.....	14	2301	3.2	0.4	-0.1	0.0	0.8	0.5
Aircraft engine and engine parts.....	14	230101	3.2	0.4	-0.1	0.0	0.8	0.5
Aeronautical services on aircraft engines.....	14	2301015	13.1	0.0	0.0	0.0	5.7	3.2
Aircraft engine parts and accessories.....	14	2301017	3.1	0.9	-0.2	0.1	0.0	0.2
Parts and accessories for military aircraft engines.....	14	23010175	2.1	0.0	0.0	0.0	0.0	0.5
Parts and accessories for civilian aircraft engines.....	14	23010177	3.6	1.4	-0.3	0.2	0.0	0.0
Other aircraft parts and equipment.....	14	25	4.6	0.5	0.0	0.0	0.1	0.0
Other aircraft parts and equipment.....	14	2501	4.6	0.5	0.0	0.0	0.1	0.0
Aircraft propellers and helicopter rotors.....	14	250102	0.8	0.0	0.0	0.0	0.5	0.0
Aircraft parts and auxiliary equipment.....	14	250103	4.9	0.5	0.0	0.0	0.1	0.0
Aircraft landing gear for civilian and military aircraft.....	14	2501032	10.8	0.0	0.0	-0.1	0.0	0.0
Other aircraft subassemblies and parts for military aircraft.....	14	2501033	1.9	0.3	-0.3	0.2	0.4	0.0
Other aircraft subassemblies and parts for civilian aircraft.....	14	2501034	5.3	0.6	0.0	0.0	0.0	0.0
Ships and boats.....	14	3	2.9	-0.1	0.4	0.4	0.1	0.0
Ships.....	14	31	2.5	0.0	0.0	0.5	0.0	0.0
Military self-propelled ships, new construction.....	14	3102	0.7	0.0	0.0	0.4	0.1	-0.3

See footnotes at end of table.

Table 7. Producer price index percentage changes for commodity and service groupings and individual items, not seasonally adjusted — Continued
 [December 2023]

Title	Commodity code		Unadjusted 12-month percent change ¹	Unadjusted 1-month percent change ¹				
	Group code	Item code		Dec. 2022 to Dec. 2023 ^P	July to Aug.	Aug. to Sept. ^P	Sept. to Oct. ^P	Oct. to Nov. ^P
Military self-propelled ships, new construction.....	14	310201	0.7	0.0	0.0	0.4	0.1	-0.3
Nonmilitary self-propelled ships, new construction.....	14	3103	6.2	0.0	0.4	1.8	0.0	1.9
Nonmilitary self-propelled ships, new construction.....	14	310301	6.2	0.0	0.4	1.8	0.0	1.9
Boats.....	14	32	3.4	-0.2	0.9	0.2	0.1	0.1
Outboard motorboats, including commercial and military (except sailboats and lifeboats).....	14	3201	2.9	-0.3	1.1	0.2	0.1	0.1
Outboard motorboats, wood or metal, incl. comm. and military (exc. sailboats and lifeboats).....	14	320107	2.1	-1.2	0.6	0.2	0.2	0.2
Outboard motorboats, plastics/fiberglass, incl. comm. and mil. (exc. sailboats and lifeboats).....	14	320108	3.3	0.2	1.4	0.1	0.0	0.0
Inboard motorboats, including commercial and military (except sailboats and lifeboats).....	14	3202	5.3	0.3	0.5	0.2	0.1	0.8
Inboard cabin cruisers, including commercial and military (except sailboats and lifeboats).....	14	320206	6.6	0.0	1.0	0.3	0.2	1.1
Other inboard motorboats, including commercial and military (except sailboats and lifeboats).....	14	320207	2.1	0.9	-0.6	0.0	0.0	0.0
Inboard-outdrive boats, including commercial and military (except sailboats and lifeboats).....	14	3203	4.0	0.0	0.0	0.7	0.0	0.0
All other inboard-outdrive boats, incl. comm. and military (except sailboats and lifeboats).....	14	320310	3.9	0.0	0.0	0.7	0.0	0.0
All other boats (excluding military and commercial).....	14	3204	8.3	0.0	0.0	0.0	0.7	0.0
All other boats (excluding military and commercial).....	14	320406	8.3	0.0	0.0	0.0	0.7	0.0
Railroad equipment.....	14	4	1.3	0.0	0.0	0.0	0.0	0.0
Railroad cars and locomotives.....	14	44	0.8	0.0	0.0	0.0	0.0	0.0
Railroad cars and locomotives.....	14	4401	0.8	0.0	0.0	0.0	0.0	0.0
Railroad cars.....	14	440102	-	0.0	0.0	0.0	-	-
Railway maintenance of way equipment and parts.....	14	45	2.4	0.0	0.1	-0.1	0.0	0.0
Railway maintenance of way equipment and parts.....	14	4501	2.4	0.0	0.1	-0.1	0.0	0.0
Air brake and other brake equipment.....	14	450101	1.5	0.0	0.5	0.0	0.0	0.0
Railway maintenance of way & all other railroad and streetcar equipment, parts and accessories.....	14	450102	-	0.0	0.0	-0.1	-	-
Transportation equipment, n.e.c.....	14	9	1.5	0.1	0.6	-0.1	-0.1	-0.2
Transportation equipment, n.e.c.....	14	91	1.5	0.1	0.6	-0.1	-0.1	-0.2
Other transportation equipment, incl. golf carts, vehicle trailers, and all-terrain vehicles.....	14	9111	1.5	0.1	0.6	-0.1	-0.1	-0.2
Automobile and light truck trailers.....	14	911104	-1.0	0.3	1.9	-0.3	-0.4	-0.8
All other miscellaneous transportation equipment, including all-terrain vehicles.....	14	911105	3.4	0.0	0.0	0.0	0.0	0.1
All-terrain vehicles and parts.....	14	9111051	6.7	0.0	0.0	0.0	0.0	0.3
All other miscellaneous transportation equipment and parts.....	14	9111052	1.9	0.0	0.0	0.0	0.0	0.0
Miscellaneous products.....	15	-	5.1	0.5	0.2	0.3	0.4	0.4
Toys, sporting goods, small arms, etc.....	15	1	4.5	1.2	0.7	0.0	1.3	0.0
Toys, games, and children's vehicles.....	15	11	1.4	0.0	0.0	0.0	0.0	0.0
Toys, games, and children's vehicles.....	15	1101	1.4	0.0	0.0	0.0	0.0	0.0
Nonelectronic games and puzzles (excl. toys), and electronic toys (incl. parts).....	15	110152	0.0	0.0	0.0	0.0	0.0	0.0
Nonelectronic games and puzzles, including parts.....	15	1101521	0.0	0.0	0.0	0.0	0.0	0.0
Other nonelectronic toys, including parts.....	15	110154	3.2	0.0	0.0	0.0	0.0	0.0
Models, science & craft kits/supply, & collectors' miniatures.....	15	110155	1.6	0.0	0.0	0.0	0.0	0.0
Sporting and athletic goods.....	15	12	7.3	2.2	1.1	0.0	2.2	0.0
Sporting and athletic goods.....	15	1201	7.3	2.2	1.1	0.0	2.2	0.0
Golf equipment, excluding apparel and shoes.....	15	120127	-	8.2	3.8	0.1	7.3	-
Bicycles, adult tricycles, unicycles and parts.....	15	120182	-8.4	0.0	0.0	0.0	0.8	0.0
Playground equipment.....	15	120185	6.7	0.0	0.7	0.0	0.0	0.0
Gymnasium and exercise equipment.....	15	120192	-0.2	0.0	0.0	-0.3	0.0	0.0
Other sporting and athletic goods.....	15	120193	1.9	0.0	0.0	0.0	0.0	0.0
Small arms and ammunition.....	15	13	0.2	-0.3	0.0	0.0	0.0	0.0
Small arms.....	15	1301	0.3	0.0	0.0	0.0	0.0	0.0
Single barrel shotguns, other small firearms n.e.c., and parts & attachments for small arms.....	15	130128	0.5	0.0	0.0	0.0	0.0	0.0
Small arms ammunition.....	15	1302	0.2	-0.9	0.0	0.0	0.0	0.0
Small arms cartridges and shells.....	15	130281	-0.1	-1.1	0.0	0.0	0.0	0.0
Other ammunition products.....	15	130282	1.3	0.0	0.0	0.0	0.0	0.0
Tobacco products, incl. stemmed & redried.....	15	2	10.6	1.1	0.2	1.0	1.3	0.0

See footnotes at end of table.

Table 7. Producer price index percentage changes for commodity and service groupings and individual items, not seasonally adjusted — Continued
 [December 2023]

Title	Commodity code		Unadjusted 12-month percent change ¹	Unadjusted 1-month percent change ¹				
	Group code	Item code		Dec. 2022 to Dec. 2023 ^P	July to Aug.	Aug. to Sept. ^P	Sept. to Oct. ^P	Oct. to Nov. ^P
Cigarettes, excluding electronic.....	15	21	11.6	1.3	0.4	1.2	1.4	0.0
Cigarettes, excluding electronic.....	15	2101	11.6	1.3	0.4	1.2	1.4	0.0
Cigarettes, excluding electronic.....	15	210105	11.6	1.3	0.4	1.2	1.4	0.0
Stemmed and redried tobacco.....	15	24	0.3	0.0	0.0	0.0	0.0	0.0
Stemmed and redried tobacco.....	15	2402	0.3	0.0	0.0	0.0	0.0	0.0
Stemmed and redried tobacco.....	15	240208	0.3	0.0	0.0	0.0	0.0	0.0
Tobacco, unstemmed leaf, redried before packing.....	15	2402081	0.3	0.1	0.0	0.1	0.1	0.1
Tobacco, stemmed.....	15	2402084	0.2	-0.2	0.0	0.0	0.0	0.0
Other tobacco products.....	15	25	5.7	0.0	-0.5	0.2	0.8	0.0
Other tobacco products.....	15	2501	5.7	0.0	-0.5	0.2	0.8	0.0
Other tobacco products.....	15	250101	5.7	0.0	-0.5	0.2	0.8	0.0
Cigars.....	15	2501011	7.3	0.0	0.0	0.0	0.0	0.0
Chewing and smoking tobacco.....	15	2501014	5.4	0.0	-0.6	0.3	0.9	0.0
Notions.....	15	3	5.1	0.0	1.8	0.0	0.0	2.0
Fasteners, zippers, buttons, needles, pins, and buckles.....	15	32	5.1	0.0	1.8	0.0	0.0	2.0
Fasteners, zippers, buttons, needles, pins, and buckles.....	15	3201	5.1	0.0	1.8	0.0	0.0	2.0
Fasteners, zippers, buttons, needles, pins, and buckles (except precious metal).....	15	320100	5.1	0.0	1.8	0.0	0.0	2.0
Photographic equipment and supplies.....	15	4	8.2	0.9	2.2	0.7	-6.6	8.1
Photographic supplies.....	15	42	10.2	1.1	3.0	0.9	-8.4	10.6
Photographic supplies.....	15	4206	10.2	1.1	3.0	0.9	-8.4	10.6
Photographic supplies.....	15	420601	10.2	1.1	3.0	0.9	-8.4	10.6
Prepared photographic chemicals.....	15	4206011	-0.6	-0.1	-1.7	-0.2	0.0	-1.3
Photographic sensitized film, plates, paper, & cloth.....	15	4206012	14.7	1.7	4.9	1.3	-11.6	15.6
Photographic sensitized film, plates, paper, & cloth, silver-halide-type (excl X-ray).....	15	42060121	18.2	1.9	5.8	1.5	-13.5	18.5
Photographic sensitized film, plates, paper & cloth, other than silver-halide-type (incl X-ray).....	15	42060122	-2.3	0.2	-0.4	0.0	-0.1	1.0
Mobile homes.....	15	5	-3.6	-0.9	-1.1	0.0	0.1	0.0
Manufactured homes (mobile homes), all sizes (incl. multisection).....	15	53	-3.6	-0.9	-1.1	0.0	0.1	0.0
Manufactured mobile homes and nonresidential mobile buildings.....	15	5303	-3.6	-0.9	-1.1	0.0	0.1	0.0
Manufactured homes (mobile homes), all width sizes (incl. multisection).....	15	530301	-3.6	-0.9	-1.1	0.0	0.1	0.0
Medical, surgical & personal aid devices.....	15	6	2.5	0.1	0.0	0.1	0.3	0.1
Surgical and medical instruments.....	15	62	1.8	0.0	-0.1	0.2	0.0	0.0
Surgical and medical instruments.....	15	6201	1.8	0.0	-0.1	0.2	0.0	0.0
Surgical and medical instruments.....	15	620103	1.8	0.0	-0.1	0.2	0.0	0.0
Surgical and medical catheters.....	15	6201031	-0.6	0.0	0.0	0.1	0.1	0.0
Orthopedic and surgical instruments.....	15	6201033	1.8	0.1	0.0	0.0	0.0	0.1
Other surgical and medical apparatus and instruments, excluding parts.....	15	6201037	2.2	0.0	-0.3	0.0	0.0	0.0
Parts for surgical and medical apparatus and instruments.....	15	6201038	2.1	0.1	0.0	0.0	0.0	-0.1
Medical and surgical appliances and supplies.....	15	63	2.7	0.2	0.2	-0.3	0.7	0.3
Medical and surgical appliances and supplies.....	15	6301	2.7	0.2	0.2	-0.3	0.7	0.3
Medical and surgical appliances and supplies.....	15	630104	2.7	0.2	0.2	-0.3	0.7	0.3
Artificial joints and limbs.....	15	6301041	-	0.3	0.1	-0.4	-0.4	2.6
Other orthopedic and prosthetic appliances.....	15	6301042	0.4	0.0	0.3	0.0	0.0	0.0
All other surgical and medical items.....	15	6301044	3.2	0.2	0.2	-0.3	1.0	-0.1
Ophthalmic goods.....	15	64	5.2	0.0	0.0	0.0	0.0	0.0
Ophthalmic goods.....	15	6401	5.2	0.0	0.0	0.0	0.0	0.0
Dental equipment and supplies.....	15	65	3.5	0.2	0.0	1.3	0.0	0.2
Dental equipment and supplies.....	15	6501	3.5	0.2	0.0	1.3	0.0	0.2
Dental equipment and supplies.....	15	650107	3.5	0.2	0.0	1.3	0.0	0.2
Professional dental equipment and supplies.....	15	6501071	2.6	0.1	0.0	0.6	0.0	0.3
Professional dental equipment.....	15	65010713	2.0	0.0	0.0	0.8	0.0	0.0
Professional dental supplies.....	15	65010714	-	0.3	0.0	-0.1	0.1	0.9
Other industrial safety equipment.....	15	7	3.1	0.8	0.4	-0.2	0.1	0.0
Personal safety equipment and clothing.....	15	71	3.1	0.8	0.4	-0.2	0.1	0.0
Personal safety equipment and clothing.....	15	7108	3.1	0.8	0.4	-0.2	0.1	0.0
Personal safety equipment and clothing.....	15	710802	3.1	0.8	0.4	-0.2	0.1	0.0
Other miscellaneous products.....	15	9	3.1	-0.1	0.0	0.0	0.0	0.7

See footnotes at end of table.

Table 7. Producer price index percentage changes for commodity and service groupings and individual items, not seasonally adjusted — Continued
[December 2023]

Title	Commodity code		Unadjusted 12-month percent change ¹	Unadjusted 1-month percent change ¹				
	Group code	Item code		Dec. 2022 to Dec. 2023 ^P	July to Aug.	Aug. to Sept. ^P	Sept. to Oct. ^P	Oct. to Nov. ^P
Burial caskets.....	15	91	-0.3	-0.3	-1.8	0.0	0.0	0.0
Burial caskets.....	15	9101	-0.3	-0.3	-1.8	0.0	0.0	0.0
Burial caskets.....	15	910109	-0.3	-0.3	-1.8	0.0	0.0	0.0
Metal burial caskets & coffins, completely lined & trimmed, adult sizes.....	15	9101091	-4.1	-0.5	-1.1	0.0	0.0	0.0
Musical instruments.....	15	93	2.6	0.0	0.0	0.3	0.0	0.0
Musical instruments.....	15	9301	2.6	0.0	0.0	0.3	0.0	0.0
Nonelectronic pianos, organs, and nonelectronic piano and organ parts, excluding benches.....	15	930113	2.6	0.0	0.0	0.0	0.0	0.0
Other musical instruments and parts.....	15	930117	2.6	0.0	0.0	0.4	0.0	0.0
Other nonelectronic musical instruments.....	15	9301172	3.2	0.0	0.0	0.0	0.0	0.0
Other musical instrument parts & accessories, sold separately, excl. benches & instrument cases.....	15	9301173	5.0	0.0	0.0	0.0	0.0	0.0
Jewelry and jewelry products.....	15	94	4.2	-0.5	0.3	-1.0	1.5	1.6
Jewelry (gold and platinum) and silverware.....	15	9402	3.4	-0.9	0.5	-2.3	2.4	2.9
Jewelry, gold and platinum.....	15	940222	3.4	-0.9	0.5	-2.3	2.4	2.9
Costume jewelry and novelties.....	15	9404	7.1	0.0	0.0	0.0	0.0	0.0
Costume jewelry and novelties.....	15	940415	7.1	0.0	0.0	0.0	0.0	0.0
All other jewelry and personal goods (excluding costume).....	15	9407	1.7	0.0	0.0	-0.1	1.1	-0.1
All other jewelry and personal goods (excluding costume).....	15	940714	1.7	0.0	0.0	-0.1	1.1	-0.1
Jewelers' material and lapidary work.....	15	9408	8.3	-0.1	0.2	2.7	0.2	0.3
Pens, pencils, and marking devices.....	15	95	3.6	-0.1	-0.1	0.4	0.0	0.0
Pens, markers, mechanical pencils, and associated parts.....	15	9502	-	-0.5	0.0	0.0	0.0	-
Pens, markers, mechanical pencils, and associated parts.....	15	950210	-	-0.5	0.0	0.0	0.0	-
Lead pencils, art goods, office supplies and small office equipment, excluding paper.....	15	9503	2.6	0.0	0.0	0.0	0.0	0.0
Lead pencils, art goods, office supplies and small office equipment, excluding paper.....	15	950307	2.6	0.0	0.0	0.0	0.0	0.0
Marking devices.....	15	9504	4.6	0.0	-0.5	2.1	0.0	0.0
Marking devices.....	15	950406	4.6	0.0	-0.5	2.1	0.0	0.0
Brooms and brushes.....	15	97	2.8	0.0	0.0	0.1	0.9	0.0
Brooms, brushes and mops.....	15	9705	2.8	0.0	0.0	0.1	0.9	0.0
Brooms, mops, and dusters.....	15	970501	3.7	0.0	0.0	0.0	3.2	0.0
Brooms.....	15	9705011	8.1	0.0	0.0	0.0	7.0	0.0
Mops and dusters, including refills.....	15	9705012	0.0	0.0	0.0	0.0	0.0	0.0
Paint and varnish brushes and rollers.....	15	970502	3.2	0.0	0.0	0.0	0.0	0.0
Paint and varnish brushes.....	15	9705021	4.9	0.0	0.0	0.0	0.0	0.0
Paint holders, pads, roller frames, and rollers.....	15	9705022	1.8	0.0	0.0	0.0	0.0	0.0
Other brushes, excl. paint and varnish brushes.....	15	970503	2.2	0.0	0.0	0.2	0.0	0.0
Personal brushes.....	15	9705031	0.3	0.0	0.0	0.0	0.0	0.0
Brushes, other than personal.....	15	9705032	3.4	0.0	0.0	0.3	0.0	0.0
Miscellaneous products, n.e.c.....	15	9A	3.1	0.0	0.0	0.3	-0.5	0.7
Candles.....	15	9A01	0.0	0.0	0.0	0.0	0.0	0.0
Candles.....	15	9A0101	0.0	0.0	0.0	0.0	0.0	0.0
Signs and advertising displays.....	15	9A04	4.9	0.0	0.0	1.0	0.0	0.2
Non-electric signs and displays.....	15	9A0402	5.4	0.0	0.0	1.8	0.0	0.4
All other miscellaneous fabricated products and recyclable materials.....	15	9A09	0.7	0.0	-0.1	-0.9	-1.5	1.5
Other miscellaneous fabricated products.....	15	9A0901	2.3	0.0	-0.1	0.1	0.0	0.2
Reproduction of audio and video media and software.....	15	9D	1.4	0.5	0.2	-0.5	0.2	-0.2
Reproduction of audio and video media and software.....	15	9D01	1.4	0.5	0.2	-0.5	0.2	-0.2
Services²								
Transportation services.....	30	-	-2.6	-0.4	-0.3	1.3	-0.6	-0.5
Transportation of freight and mail.....	30	1	-3.1	0.6	0.9	0.2	-0.1	-0.9
Rail transportation of freight and mail.....	30	11	1.1	0.4	0.7	1.2	0.4	0.0
Rail transportation of freight and mail.....	30	1101	1.1	0.4	0.7	1.2	0.4	0.0
Rail transportation of freight and mail.....	30	110101	1.1	0.4	0.7	1.2	0.4	0.0
Truck transportation of freight.....	30	12	-8.9	0.6	1.5	0.2	-0.1	-1.6
Local motor carrying.....	30	1201	-6.9	0.4	0.0	0.1	-0.3	0.4
Local motor carrying.....	30	120101	-6.9	0.4	0.0	0.1	-0.3	0.4
Long-distance motor carrying.....	30	1202	-9.6	0.6	2.1	0.2	-0.1	-2.3
Long-distance motor carrying.....	30	120201	-9.6	0.6	2.1	0.2	-0.1	-2.3
Water transportation of freight.....	30	13	-0.4	2.5	-0.8	-2.3	0.4	-0.2
Deep sea water transportation of freight.....	30	1301	-9.6	3.6	-4.5	-5.5	1.6	0.0

See footnotes at end of table.

Table 7. Producer price index percentage changes for commodity and service groupings and individual items, not seasonally adjusted — Continued
 [December 2023]

Title	Commodity code		Unadjusted 12-month percent change ¹ Dec. 2022 to Dec. 2023 ^P	Unadjusted 1-month percent change ¹				
	Group code	Item code		July to Aug.	Aug. to Sept. ^P	Sept. to Oct. ^P	Oct. to Nov. ^P	Nov. to Dec. ^P
Deep sea water transportation of freight.....	30	130101	-9.6	3.6	-4.5	-5.5	1.6	0.0
Coastal and intercoastal water transportation of freight.....	30	1302	3.8	3.0	2.4	-0.6	-0.6	0.5
Coastal and intercoastal water transportation of freight.....	30	130201	3.8	3.0	2.4	-0.6	-0.6	0.5
Great Lakes-St Lawrence Seaway water transportation of freight.....	30	1303	-4.1	1.8	2.0	0.3	-0.6	-0.8
Great lakes-St Lawrence Seaway water transportation of freight.....	30	130301	-4.1	1.8	2.0	0.3	-0.6	-0.8
Inland waterways transportation of freight.....	30	1304	14.3	0.1	1.4	0.7	0.1	-1.2
Inland waterways transportation of freight.....	30	130401	14.3	0.1	1.4	0.7	0.1	-1.2
Air transportation of freight.....	30	14	0.5	0.3	1.4	1.5	-0.2	-0.4
Air transportation of freight.....	30	1401	0.5	0.3	1.4	1.5	-0.2	-0.4
Air transportation of freight, domestic.....	30	140102	0.6	0.6	-0.5	1.1	-0.6	-1.2
Air transportation of freight, international.....	30	140103	0.2	-0.1	5.0	2.2	0.7	0.8
Courier, messenger, and U.S. postal services.....	30	16	5.7	0.5	0.2	0.1	-0.4	-0.2
U.S. Postal Service.....	30	1601	8.0	0.0	0.0	0.0	0.0	0.0
Mailing services (market dominant services).....	30	160107	10.5	0.0	0.0	0.0	0.0	0.0
First class mail.....	30	1601071	9.4	0.0	0.0	0.0	0.0	0.0
Periodicals mail.....	30	1601072	12.0	0.0	0.0	0.0	0.0	0.0
Standard class mail.....	30	1601073	12.2	0.0	0.0	0.0	0.0	0.0
Package services mail.....	30	1601074	9.2	0.0	0.0	0.0	0.0	0.0
Special services and fees.....	30	1601075	10.7	0.0	0.0	0.0	0.0	0.0
Shipping services (competitive services).....	30	160108	2.2	0.0	0.0	0.0	0.0	0.0
Courier and messenger services, except air.....	30	1602	4.4	0.4	0.2	0.1	-0.3	0.0
Courier and messenger services, except air.....	30	160201	4.4	0.4	0.2	0.1	-0.3	0.0
Air mail and package delivery services, excluding by USPS.....	30	1603	4.7	1.5	0.7	0.4	-1.0	-0.6
Air mail and package delivery services, excluding by USPS.....	30	160301	4.7	1.5	0.7	0.4	-1.0	-0.6
Pipeline transportation.....	30	17	2.9	0.1	-0.2	-0.2	-0.1	0.0
Pipeline transportation of petroleum products.....	30	1701	8.0	0.2	0.1	0.0	0.1	0.0
Pipeline transportation of crude petroleum.....	30	170101	5.0	0.4	0.0	0.0	0.0	0.0
Pipeline transportation of refined petroleum products.....	30	170102	11.5	0.0	0.1	0.0	0.2	0.0
Pipeline transportation of natural gas.....	30	1702	-0.9	0.0	-0.3	-0.4	-0.3	0.0
Pipeline transportation of natural gas.....	30	170201	-0.9	0.0	-0.3	-0.4	-0.3	0.0
Transportation of passengers (partial).....	30	2	-0.1	-4.3	-5.2	6.3	-2.3	1.5
Rail transportation of passengers.....	30	21	0.0	0.0	0.0	0.0	0.0	0.0
Rail transportation of passengers.....	30	2101	0.0	0.0	0.0	0.0	0.0	0.0
Rail transportation of passengers.....	30	210101	0.0	0.0	0.0	0.0	0.0	0.0
Airline passenger services.....	30	22	-0.1	-4.4	-5.3	6.4	-2.3	1.5
Airline passenger services.....	30	2201	-0.1	-4.4	-5.3	6.4	-2.3	1.5
Airline passenger services, domestic.....	30	220101	2.4	-4.4	-1.0	7.3	-1.0	-0.8
Airline passenger services, international.....	30	220102	-6.3	-4.3	-15.7	3.8	-6.3	8.7
Services related to transportation activities.....	31	-	-5.0	-4.0	0.3	1.2	-0.3	0.8
Services related to water transportation.....	31	1	3.3	0.3	0.1	0.9	0.3	0.6
Towing, tugging, docking, and related services.....	31	11	5.6	0.0	0.6	0.9	-0.2	0.1
Towing, tugging, docking and related services.....	31	1101	5.6	0.0	0.6	0.9	-0.2	0.1
Towing, tugging, docking and related services.....	31	110101	5.6	0.0	0.6	0.9	-0.2	0.1
Operation of port waterfront terminals.....	31	12	2.7	1.2	-0.7	0.8	0.0	0.0
Operation of port waterfront terminals.....	31	1201	2.7	1.2	-0.7	0.8	0.0	0.0
Operation of port waterfront terminals.....	31	120101	2.7	1.2	-0.7	0.8	0.0	0.0
Marine cargo handling.....	31	13	1.8	0.2	0.0	1.0	0.8	1.3
Marine cargo handling.....	31	1301	1.8	0.2	0.0	1.0	0.8	1.3
Marine cargo handling.....	31	130101	1.8	0.2	0.0	1.0	0.8	1.3
Services related to air transportation.....	31	2	10.0	0.0	-2.4	1.6	-0.9	-0.4
Other airport operations, excluding aircraft maintenance and repair.....	31	21	10.0	0.0	-2.4	1.6	-0.9	-0.4
Other airport operations, excluding aircraft maintenance and repair.....	31	2101	10.0	0.0	-2.4	1.6	-0.9	-0.4
Other airport operations, excluding aircraft maintenance and repair.....	31	210101	10.0	0.0	-2.4	1.6	-0.9	-0.4
Other services related to transportation activities (partial).....	31	3	-13.0	-7.2	1.7	1.1	-0.3	1.4
Arrangement of freight and cargo.....	31	31	-22.5	-12.8	3.3	2.0	-0.5	2.5
Arrangement of freight and cargo.....	31	3101	-22.5	-12.8	3.3	2.0	-0.5	2.5
Arrangement of freight and cargo.....	31	310101	-22.5	-12.8	3.3	2.0	-0.5	2.5
Freight forwarding.....	31	32	2.1	0.0	0.0	0.0	0.0	0.0
Freight forwarding.....	31	3201	2.1	0.0	0.0	0.0	0.0	0.0
Freight forwarding.....	31	320101	2.1	0.0	0.0	0.0	0.0	0.0

See footnotes at end of table.

Table 7. Producer price index percentage changes for commodity and service groupings and individual items, not seasonally adjusted — Continued
 [December 2023]

Title	Commodity code		Unadjusted 12-month percent change ¹	Unadjusted 1-month percent change ¹				
	Group code	Item code		Dec. 2022 to Dec. 2023 ^P	July to Aug.	Aug. to Sept. ^P	Sept. to Oct. ^P	Oct. to Nov. ^P
Warehousing, storage, and related services.....	32	—	3.1	-1.1	2.0	-0.3	-0.6	-0.1
Warehousing, storage, and related services.....	32	1	3.1	-1.1	2.0	-0.3	-0.6	-0.1
Warehousing, storage, and related services.....	32	11	3.1	-1.1	2.0	-0.3	-0.6	-0.1
Warehousing, storage, and related services.....	32	1101	3.1	-1.1	2.0	-0.3	-0.6	-0.1
Warehousing, storage, and related services.....	32	110101	3.1	-1.1	2.0	-0.3	-0.6	-0.1
Publishing sales, excluding software.....	33	—	5.1	-0.4	0.2	0.2	0.3	1.2
Book, periodical, and newspaper publishing sales and subscriptions.....	33	1	5.1	-0.3	0.0	0.4	0.3	1.8
Sales of books.....	33	11	8.1	-0.6	0.1	0.7	0.7	1.3
Sales of textbooks.....	33	1101	3.8	-1.1	0.7	5.0	-0.4	0.3
Sales of textbooks.....	33	110101	3.8	-1.1	0.7	5.0	-0.4	0.3
Sales of technical, scientific, and professional books.....	33	1102	10.5	0.0	0.0	-0.1	0.4	0.1
Sales of technical, scientific, and professional books.....	33	110201	10.5	0.0	0.0	-0.1	0.4	0.1
Sales of religious books.....	33	1103	6.0	0.4	0.0	0.3	-0.2	-0.2
Sales of religious books.....	33	110301	6.0	0.4	0.0	0.3	-0.2	-0.2
Sales of general adult and juvenile books.....	33	1104	6.6	-1.8	0.3	-0.9	2.2	0.9
Sales of general adult and juvenile books.....	33	110402	6.6	-1.8	0.3	-0.9	2.2	0.9
Sales of general adult books.....	33	1104021	5.2	-0.2	0.1	-0.6	0.4	0.5
Sales of juvenile books.....	33	1104022	8.4	-3.9	0.6	-1.4	4.7	1.3
Sales of general reference books.....	33	1105	12.3	0.7	-1.5	2.0	-0.6	12.4
Sales of general reference books.....	33	110501	12.3	0.7	-1.5	2.0	-0.6	12.4
Sales and subscriptions of periodicals and newspapers.....	33	12	2.5	0.0	0.0	0.0	0.0	2.2
Sales and subscriptions of periodicals.....	33	1201	0.3	0.0	0.0	0.0	0.0	0.0
Sales and subscriptions of periodicals.....	33	120101	0.3	0.0	0.0	0.0	0.0	0.0
Newspaper subscription and single copy sales.....	33	1202	4.0	0.0	0.0	0.0	0.0	3.8
Newspaper subscription and single copy sales.....	33	120205	4.0	0.0	0.0	0.0	0.0	3.8
Newspaper subscriptions, print and online bundled.....	33	1202051	2.6	0.2	0.3	0.5	0.4	-0.2
Newspaper subscriptions, print only.....	33	1202052	4.1	0.0	0.0	0.0	0.0	4.1
Greeting card publishing sales.....	33	3	0.0	-0.1	0.0	0.0	0.0	0.0
Greeting card publishing sales.....	33	31	0.0	-0.1	0.0	0.0	0.0	0.0
Greeting card publishing sales.....	33	3101	0.0	-0.1	0.0	0.0	0.0	0.0
Greeting card publishing sales.....	33	310101	0.0	-0.1	0.0	0.0	0.0	0.0
Calendars, yearbooks, and other miscellaneous publishing sales.....	33	4	6.3	-1.2	0.8	0.0	0.1	0.0
Calendars, yearbooks, and other miscellaneous publishing sales.....	33	41	6.3	-1.2	0.8	0.0	0.1	0.0
Calendars, yearbooks, and other miscellaneous publishing sales.....	33	4101	6.3	-1.2	0.8	0.0	0.1	0.0
Calendars, yearbooks, and other miscellaneous publishing sales.....	33	410101	6.3	-1.2	0.8	0.0	0.1	0.0
Directory, mailing list, and related compilations publishing sales.....	33	6	6.0	-0.6	0.6	-0.5	0.3	-0.2
Directory, mailing list, and related compilations publishing sales.....	33	61	6.0	-0.6	0.6	-0.5	0.3	-0.2
Directory, mailing list, and related compilations publishing sales.....	33	6101	6.0	-0.6	0.6	-0.5	0.3	-0.2
Directory, mailing list, and related compilations publishing sales.....	33	610101	6.0	-0.6	0.6	-0.5	0.3	-0.2
Software publishing.....	34	—	7.2	1.0	0.4	2.0	-1.8	2.1
System software publishing.....	34	1	10.1	1.5	-1.8	3.0	-1.1	1.4
System software publishing.....	34	11	10.1	1.5	-1.8	3.0	-1.1	1.4
System software publishing.....	34	1101	10.1	1.5	-1.8	3.0	-1.1	1.4
System software publishing.....	34	110101	10.1	1.5	-1.8	3.0	-1.1	1.4
Application software publishing.....	34	2	4.1	0.5	2.9	0.8	-2.7	3.0
Application software publishing.....	34	21	4.1	0.5	2.9	0.8	-2.7	3.0
Desktop and portable device application software publishing.....	34	2101	-0.3	-0.7	3.6	-1.9	-1.7	0.0
Desktop and portable device application software publishing.....	34	210101	-0.3	-0.7	3.6	-1.9	-1.7	0.0
Application software publishing, cross-industry, vertical market, utilities, and other.....	34	2103	3.3	0.7	0.1	0.5	-4.8	6.1
Application software publishing, cross-industry, vertical market, utilities, and other.....	34	210301	3.3	0.7	0.1	0.5	-4.8	6.1
Application software publishing, game software.....	34	2104	15.9	2.8	10.5	7.3	1.6	0.1
Application software publishing, game software.....	34	210401	15.9	2.8	10.5	7.3	1.6	0.1
Network compensation from broadcast and cable television and radio.....	35	—	0.7	0.2	0.0	0.0	0.0	0.0
Affiliate agreements, programming sales, and retransmission fees for cable and broadcast tv.....	35	1	1.1	0.3	0.0	0.0	0.0	0.0
Affiliate agreements, programming sales, and retransmission fees for cable and broadcast tv.....	35	11	1.1	0.3	0.0	0.0	0.0	0.0

See footnotes at end of table.

Table 7. Producer price index percentage changes for commodity and service groupings and individual items, not seasonally adjusted — Continued
 [December 2023]

Title	Commodity code		Unadjusted 12-month percent change ¹ Dec. 2022 to Dec. 2023 ^P	Unadjusted 1-month percent change ¹				
	Group code	Item code		July to Aug.	Aug. to Sept. ^P	Sept. to Oct. ^P	Oct. to Nov. ^P	Nov. to Dec. ^P
Affiliate agreements, programming sales, and retransmission fees for cable and broadcast tv.....	35	1101	1.1	0.3	0.0	0.0	0.0	0.0
Affiliate agreements, programming sales, and retransmission fees for cable and broadcast tv.....	35	110101	1.1	0.3	0.0	0.0	0.0	0.0
Affiliate agreements, programming sales, and retransmission fees for radio.....	35	2	-0.7	0.0	0.0	0.0	0.0	0.0
Affiliate agreements, programming sales, and retransmission fees for radio.....	35	21	-0.7	0.0	0.0	0.0	0.0	0.0
Affiliate agreements, programming sales, and network compensation for radio.....	35	2101	-0.7	0.0	0.0	0.0	0.0	0.0
Affiliate agreements, programming sales, and network compensation for radio.....	35	210101	-0.7	0.0	0.0	0.0	0.0	0.0
Advertising space and time sales.....	36	—	-3.1	-1.9	-0.4	1.1	1.8	0.6
Advertising space sales in periodicals, newspapers, directories, and mailing lists.....	36	1	0.8	-0.4	-0.4	-0.3	-0.2	0.0
Advertising space sales in periodicals and newspapers.....	36	11	0.0	-0.5	-0.4	-0.4	-0.2	0.0
Advertising space sales in periodicals.....	36	1101	5.6	0.0	0.0	0.0	0.0	0.0
Advertising space sales in newspapers.....	36	1102	-6.4	-1.1	-1.0	-0.9	-0.5	0.0
Advertising space sales in newspapers, print only.....	36	110203	-6.4	-1.1	-1.0	-0.9	-0.5	0.0
Advertising space sales in directories and mailing lists.....	36	12	5.4	0.0	0.0	0.0	0.0	0.0
Print advertising space sales in directories and mailing lists.....	36	1201	5.4	0.0	0.0	0.0	0.0	0.0
Print advertising space sales in directories and mailing lists.....	36	120101	5.4	0.0	0.0	0.0	0.0	0.0
Television advertising time sales.....	36	2	-15.6	-8.3	-1.7	4.8	6.0	2.1
Television advertising time sales.....	36	21	-15.6	-8.3	-1.7	4.8	6.0	2.1
Broadcast and network television advertising time sales.....	36	2101	-14.8	-0.8	-0.7	4.9	1.3	-1.7
Broadcast and network television advertising time sales.....	36	210101	-14.8	-0.8	-0.7	4.9	1.3	-1.7
Cable network advertising time sales.....	36	2102	-17.1	-16.2	-3.0	5.5	12.0	6.0
Cable network advertising time sales.....	36	210201	-17.1	-16.2	-3.0	5.5	12.0	6.0
Local cable system advertising time sales.....	36	2103	-10.1	0.0	0.0	0.0	0.1	0.0
Local cable system advertising time sales.....	36	210301	-10.1	0.0	0.0	0.0	0.1	0.0
Radio advertising time sales.....	36	3	2.2	4.2	0.4	-0.3	6.5	0.9
Radio advertising time sales.....	36	31	2.2	4.2	0.4	-0.3	6.5	0.9
Radio advertising time sales.....	36	3101	2.2	4.2	0.4	-0.3	6.5	0.9
Radio advertising time sales.....	36	310101	2.2	4.2	0.4	-0.3	6.5	0.9
Internet advertising sales.....	36	6	2.1	0.0	0.0	0.0	0.0	0.0
Internet advertising sales.....	36	61	2.1	0.0	0.0	0.0	0.0	0.0
Internet advertising sales.....	36	6101	2.1	0.0	0.0	0.0	0.0	0.0
Internet advertising sales.....	36	610101	2.1	0.0	0.0	0.0	0.0	0.0
Telecommunication, cable, and internet user services.....	37	—	2.6	0.5	-0.9	0.0	0.1	0.5
Wired telephone services.....	37	1	3.4	0.7	0.3	-0.2	0.1	0.0
Residential wired telephone services.....	37	11	4.9	0.5	0.5	0.1	0.1	0.2
Local residential wired telephone service.....	37	1101	3.5	0.5	0.1	0.0	0.0	0.4
Local residential wired telephone service.....	37	110101	3.5	0.5	0.1	0.0	0.0	0.4
Long distance residential wired telephone service.....	37	1102	7.1	0.4	1.1	0.4	0.2	-0.3
Long distance residential wired telephone service.....	37	110201	7.1	0.4	1.1	0.4	0.2	-0.3
All-distance residential wired telephone service.....	37	1103	8.0	0.2	0.3	0.6	-0.1	0.3
All-distance residential wired telephone service.....	37	110301	8.0	0.2	0.3	0.6	-0.1	0.3
Business wired telephone services.....	37	12	3.1	1.0	0.2	-0.5	0.2	-0.1
Local business wired telephone service.....	37	1201	-0.2	-0.4	-0.3	-0.6	-0.5	-0.1
Local business wired telephone service.....	37	120101	-0.2	-0.4	-0.3	-0.6	-0.5	-0.1
Long distance business wired telephone and other toll service.....	37	1202	-1.7	-1.2	1.0	-1.4	0.4	-1.5
Long distance business wired telephone and other toll service.....	37	120201	-1.7	-1.2	1.0	-1.4	0.4	-1.5
Private line wired telephone service.....	37	1204	8.1	3.1	0.0	0.2	0.3	0.7
Private line wired telephone service.....	37	120401	8.1	3.1	0.0	0.2	0.3	0.7
All-distance business wired telephone service (partial).....	37	1205	3.4	0.1	-0.2	0.2	2.7	0.2
All-distance business wired telephone service.....	37	120501	3.4	0.1	-0.2	0.2	2.7	0.2
Other telephone services.....	37	13	0.0	0.0	0.0	0.0	0.0	0.0
Other wired telephone services.....	37	1301	0.0	0.0	0.0	0.0	0.0	0.0
Other wired telephone services.....	37	130104	0.0	0.0	0.0	0.0	0.0	0.0
Wireless telecommunication services.....	37	2	1.2	0.5	0.0	0.0	0.0	0.0
Cellular phone and other wireless telecommunication services.....	37	21	1.2	0.5	0.0	0.0	0.0	0.0

See footnotes at end of table.

Table 7. Producer price index percentage changes for commodity and service groupings and individual items, not seasonally adjusted — Continued
 [December 2023]

Title	Commodity code		Unadjusted 12-month percent change ¹	Unadjusted 1-month percent change ¹				
	Group code	Item code		Dec. 2022 to Dec. 2023 ^P	July to Aug.	Aug. to Sept. ^P	Sept. to Oct. ^P	Oct. to Nov. ^P
Cellular phone and other wireless telecommunication services.....	37	2101	1.2	0.5	0.0	0.0	0.0	0.0
Cellular phone and other wireless telecommunication services.....	37	210101	1.2	0.5	0.0	0.0	0.0	0.0
Cable and satellite subscriber services.....	37	3	7.5	0.3	0.1	0.1	0.2	0.4
Cable and satellite subscriber services.....	37	31	7.5	0.3	0.1	0.1	0.2	0.4
Cable and satellite subscriber services.....	37	3101	7.5	0.3	0.1	0.1	0.2	0.4
Cable and satellite subscriber services.....	37	310101	7.5	0.3	0.1	0.1	0.2	0.4
Internet access services.....	37	4	0.1	-0.4	-1.4	0.0	1.0	-0.3
Internet access services.....	37	41	0.1	-0.4	-1.4	0.0	1.0	-0.3
Residential Internet access services.....	37	4102	-0.1	0.3	-1.7	0.5	0.9	-0.3
Residential Internet access services.....	37	410201	-0.1	0.3	-1.7	0.5	0.9	-0.3
Business Internet access services.....	37	4103	0.4	-1.9	-0.6	-1.2	1.1	-0.2
Business Internet access services.....	37	410301	0.4	-1.9	-0.6	-1.2	1.1	-0.2
Bundled wired telecommunications access services.....	37	5	3.0	1.0	-2.9	0.2	-0.2	1.9
Bundled wired telecommunications access services.....	37	51	3.0	1.0	-2.9	0.2	-0.2	1.9
Bundled wired telecommunications access services.....	37	5101	3.0	1.0	-2.9	0.2	-0.2	1.9
Bundled wired telecommunications access services.....	37	510101	3.0	1.0	-2.9	0.2	-0.2	1.9
Data processing and related services.....	38	—	2.2	0.1	-0.2	0.2	0.3	0.3
Data processing and related services.....	38	1	2.2	0.1	-0.2	0.2	0.3	0.3
Data processing and related services.....	38	11	2.2	0.1	-0.2	0.2	0.3	0.3
Hosting, ASP and other IT infrastructure provisioning services.....	38	1101	3.3	0.2	-0.3	0.4	0.4	0.5
Hosting, ASP and other IT infrastructure provisioning services.....	38	110101	3.3	0.2	-0.3	0.4	0.4	0.5
Business process management services (partial).....	38	1102	0.3	0.0	0.1	0.0	0.1	0.0
Business process management services (partial).....	38	110201	0.3	0.0	0.1	0.0	0.1	0.0
Data management, information transformation and other services.....	38	1103	0.1	0.0	0.0	0.0	0.0	0.0
Data management, information transformation and other services.....	38	110301	0.1	0.0	0.0	0.0	0.0	0.0
Credit intermediation services (partial).....	39	—	9.5	1.9	0.1	-1.5	2.8	-1.0
Loan services (partial).....	39	1	8.7	3.7	-1.9	-2.5	3.3	-2.2
Business loans (partial).....	39	11	9.4	3.8	-2.9	-3.1	4.1	-4.2
Business loans (partial).....	39	1101	9.4	3.8	-2.9	-3.1	4.1	-4.2
Business loans (partial).....	39	110101	9.4	3.8	-2.9	-3.1	4.1	-4.2
Consumer loans (partial).....	39	12	8.3	4.1	1.1	-1.2	1.1	3.8
Residential real estate loans (partial).....	39	1201	9.8	3.7	2.5	-0.9	0.1	5.1
Residential real estate loans, except home equity (partial).....	39	120101	10.7	1.0	4.4	0.1	3.3	9.6
Home equity loans (partial).....	39	120102	8.1	7.7	-0.1	-2.4	-4.4	-1.8
Vehicle loans (partial).....	39	1202	-8.4	9.4	-7.5	-3.6	8.5	-3.8
Vehicle loans (partial).....	39	120201	-8.4	9.4	-7.5	-3.6	8.5	-3.8
Credit cards, overdraft credit, and related plans (partial).....	39	1203	12.4	2.8	-1.9	-1.2	3.3	-0.2
Credit cards, overdraft credit, and related plans (partial).....	39	120301	12.4	2.8	-1.9	-1.2	3.3	-0.2
Other loans and loan services (partial).....	39	13	3.0	1.7	-1.3	-0.5	2.4	-1.1
Other loans and loan services (partial).....	39	1301	3.0	1.7	-1.3	-0.5	2.4	-1.1
Other loans and loan services (partial).....	39	130101	3.0	1.7	-1.3	-0.5	2.4	-1.1
Deposit services (partial).....	39	2	12.7	-2.5	5.2	0.8	2.8	1.6
Deposit services (partial).....	39	21	12.7	-2.5	5.2	0.8	2.8	1.6
Deposit services (partial).....	39	2101	12.7	-2.5	5.2	0.8	2.8	1.6
Deposit services (partial).....	39	210101	12.7	-2.5	5.2	0.8	2.8	1.6
Other credit intermediation services, including trust services (partial).....	39	3	1.9	2.5	0.0	0.0	-3.7	0.0
Other credit intermediation services, including trust services (partial).....	39	31	1.9	2.5	0.0	0.0	-3.7	0.0
Other credit intermediation services, including trust services (partial).....	39	3101	1.9	2.5	0.0	0.0	-3.7	0.0
Other credit intermediation services, including trust services (partial).....	39	310101	1.9	2.5	0.0	0.0	-3.7	0.0
Investment services.....	40	—	8.2	1.3	0.0	-2.1	-0.6	1.4
Securities brokerage, dealing, investment advice, and related services.....	40	1	10.5	0.9	-0.1	-1.9	0.4	2.0
Securities brokerage, dealing, investment advice, and related services.....	40	11	10.5	0.9	-0.1	-1.9	0.4	2.0
Securities brokerage, dealing, and investment advice.....	40	1101	2.0	-0.9	-0.1	-2.8	0.4	3.3
Securities brokerage, dealing, and investment advice.....	40	110101	2.0	-0.9	-0.1	-2.8	0.4	3.3
Securities brokerage and dealing related services (partial).....	40	1102	28.8	4.0	-0.1	-0.5	0.3	-0.3
Securities brokerage and dealing related services.....	40	110201	28.8	4.0	-0.1	-0.5	0.3	-0.3
Portfolio management.....	40	2	5.5	1.8	-0.5	-3.0	-1.7	1.5

See footnotes at end of table.

Table 7. Producer price index percentage changes for commodity and service groupings and individual items, not seasonally adjusted — Continued
 [December 2023]

Title	Commodity code		Unadjusted 12-month percent change ¹	Unadjusted 1-month percent change ¹				
	Group code	Item code		Dec. 2022 to Dec. 2023 ^P	July to Aug.	Aug. to Sept. ^P	Sept. to Oct. ^P	Oct. to Nov. ^P
Portfolio management	40	21	5.5	1.8	-0.5	-3.0	-1.7	1.5
Portfolio management	40	2101	5.5	1.8	-0.5	-3.0	-1.7	1.5
Portfolio management	40	210101	5.5	1.8	-0.5	-3.0	-1.7	1.5
Investment banking	40	3	7.1	1.9	2.9	-0.1	-0.7	-1.6
Investment banking	40	31	7.1	1.9	2.9	-0.1	-0.7	-1.6
Investment banking	40	3101	7.1	1.9	2.9	-0.1	-0.7	-1.6
Investment banking	40	310101	7.1	1.9	2.9	-0.1	-0.7	-1.6
Insurance and annuities	41	—	3.4	0.2	0.3	0.0	0.0	0.0
Insurance	41	1	3.6	0.2	0.3	0.0	0.0	0.0
Insurance	41	11	3.6	0.2	0.3	0.0	0.0	0.0
Life insurance	41	1101	-1.6	0.0	-0.4	0.1	0.0	0.0
Life insurance	41	110101	-1.6	0.0	-0.4	0.1	0.0	0.0
Disability insurance, including accidental death	41	1102	0.0	0.0	0.0	0.0	0.0	0.0
Disability insurance, including accidental death	41	110201	0.0	0.0	0.0	0.0	0.0	0.0
Health and medical insurance	41	1103	3.1	0.4	0.0	0.1	0.0	0.0
Health and medical insurance	41	110301	3.1	0.4	0.0	0.1	0.0	0.0
Property and casualty insurance	41	1104	6.3	0.2	0.8	0.0	0.0	0.1
Property and casualty insurance	41	110401	6.3	0.2	0.8	0.0	0.0	0.1
Annuities	41	2	0.4	0.0	0.0	-0.3	0.0	0.0
Annuities	41	21	0.4	0.0	0.0	-0.3	0.0	0.0
Annuities	41	2101	0.4	0.0	0.0	-0.3	0.0	0.0
Annuities	41	210101	0.4	0.0	0.0	-0.3	0.0	0.0
Commissions and fees from sales and administration of insurance policies (partial)	42	—	0.6	0.0	0.0	0.0	0.0	0.0
Commissions from sales of insurance	42	1	0.6	0.0	0.0	0.0	0.0	0.0
Commissions from sales of insurance	42	11	0.6	0.0	0.0	0.0	0.0	0.0
Commissions from sales of life insurance and annuities	42	1101	0.2	0.0	0.0	0.0	0.0	0.0
Commissions from sales of life insurance and annuities	42	110101	0.2	0.0	0.0	0.0	0.0	0.0
Commissions from sales of health and medical insurance	42	1102	0.7	0.0	0.0	-0.1	0.0	0.0
Commissions from sales of health and medical insurance	42	110201	0.7	0.0	0.0	-0.1	0.0	0.0
Commissions from sales of property and casualty insurance	42	1103	0.7	0.0	0.1	0.0	0.0	0.1
Commissions from sales of property and casualty insurance	42	110301	0.7	0.0	0.1	0.0	0.0	0.1
Commissions from sales of other insurance	42	1104	0.2	0.0	0.0	0.0	0.0	0.0
Commissions from sales of other insurance	42	110401	0.2	0.0	0.0	0.0	0.0	0.0
Real estate services (partial)	43	—	4.1	1.9	1.0	-1.4	0.9	0.8
Nonresidential real estate services	43	1	3.7	2.4	1.6	-2.3	1.3	1.2
Nonresidential real estate rents	43	11	4.2	2.9	2.0	-3.0	1.6	1.5
Office buildings, gross rents	43	1101	4.0	2.9	0.4	-1.6	2.2	-1.7
Office buildings, gross rents	43	110101	4.0	2.9	0.4	-1.6	2.2	-1.7
Retail properties, gross rents	43	1102	2.4	3.0	3.8	-6.4	4.5	3.4
Retail properties, gross rents	43	110201	2.4	3.0	3.8	-6.4	4.5	3.4
Industrial buildings, gross rents	43	1103	2.8	0.2	-0.3	0.6	0.0	0.6
Industrial buildings, gross rents	43	110301	2.8	0.2	-0.3	0.6	0.0	0.6
Self-service storage and miniwarehouses, gross rents	43	1104	3.3	0.5	0.2	-0.8	1.0	0.7
Self-service storage and miniwarehouses, gross rents	43	110401	3.3	0.5	0.2	-0.8	1.0	0.7
Other nonresidential buildings, gross rents	43	1105	10.0	5.8	4.2	-2.1	-4.5	6.0
Other nonresidential buildings, gross rents	43	110501	10.0	5.8	4.2	-2.1	-4.5	6.0
Nonresidential property sales and leases including land, brokerage fees and commissions	43	12	-3.4	0.4	0.0	-0.2	-0.1	-0.1
Nonresidential property sales and leases including land, brokerage fees and commissions	43	1201	-3.4	0.4	0.0	-0.2	-0.1	-0.1
Nonresidential property sales and leases including land, brokerage fees and commissions	43	120101	-3.4	0.4	0.0	-0.2	-0.1	-0.1
Nonresidential property management fees	43	13	8.4	0.8	0.1	1.5	1.1	0.0
Nonresidential property management fees	43	1301	8.4	0.8	0.1	1.5	1.1	0.0
Nonresidential property management fees	43	130101	8.4	0.8	0.1	1.5	1.1	0.0
Residential real estate services (partial)	43	2	5.2	1.4	0.1	0.0	0.3	0.1
Residential property sales and rental, brokerage fees and commissions	43	21	6.3	1.7	0.3	0.1	0.1	0.2
Residential property sales and rental, brokerage fees and commissions	43	2101	6.3	1.7	0.3	0.1	0.1	0.2
Residential property sales and rental, brokerage fees and commissions	43	210101	6.3	1.7	0.3	0.1	0.1	0.2

See footnotes at end of table.

Table 7. Producer price index percentage changes for commodity and service groupings and individual items, not seasonally adjusted — Continued
 [December 2023]

Title	Commodity code		Unadjusted 12-month percent change ¹	Unadjusted 1-month percent change ¹				
	Group code	Item code		Dec. 2022 to Dec. 2023 ^P	July to Aug.	Aug. to Sept. ^P	Sept. to Oct. ^P	Oct. to Nov. ^P
Residential property management fees.....	43	22	1.6	0.1	-0.5	-0.7	1.1	-0.4
Residential property management fees.....	43	2201	1.6	0.1	-0.5	-0.7	1.1	-0.4
Residential property management fees.....	43	220101	1.6	0.1	-0.5	-0.7	1.1	-0.4
Real estate appraisal fees.....	43	3	-4.6	0.0	-1.0	-0.4	-0.6	0.7
Real estate appraisal fees.....	43	31	-4.6	0.0	-1.0	-0.4	-0.6	0.7
Real estate appraisal fees.....	43	3101	-4.6	0.0	-1.0	-0.4	-0.6	0.7
Real estate appraisal fees.....	43	310101	-4.6	0.0	-1.0	-0.4	-0.6	0.7
Rental and leasing of goods (partial).....	44	—	-2.1	-0.8	-2.0	1.8	-2.8	-0.7
Passenger car rental.....	44	1	-5.8	-0.7	-5.8	4.8	-6.8	-1.8
Passenger car rental.....	44	11	-5.8	-0.7	-5.8	4.8	-6.8	-1.8
Passenger car rental.....	44	1101	-5.8	-0.7	-5.8	4.8	-6.8	-1.8
Passenger car rental.....	44	110101	-5.8	-0.7	-5.8	4.8	-6.8	-1.8
Truck, trailer, and RV rental and leasing.....	44	2	-1.0	-0.6	0.9	-0.6	0.1	-0.2
Truck, trailer, and RV rental and leasing.....	44	21	-1.0	-0.6	0.9	-0.6	0.1	-0.2
Truck, truck trailer and RV rental.....	44	2101	-4.8	-0.8	-0.2	-0.9	0.8	-0.5
Truck, truck trailer and RV rental.....	44	210101	-4.8	-0.8	-0.2	-0.9	0.8	-0.5
Truck, truck trailer and RV leasing.....	44	2102	1.9	-0.4	1.7	-0.3	-0.5	0.0
Truck, truck trailer and RV leasing.....	44	210201	1.9	-0.4	1.7	-0.3	-0.5	0.0
Construction, mining, and forestry machinery and equipment rental and leasing.....	44	3	1.4	-1.0	0.4	0.2	-0.1	0.2
Construction, mining, and forestry machinery and equipment rental and leasing.....	44	31	1.4	-1.0	0.4	0.2	-0.1	0.2
Construction, mining, and forestry machinery and equipment rental and leasing.....	44	3101	1.4	-1.0	0.4	0.2	-0.1	0.2
Construction, mining, and forestry machinery and equipment rental and leasing.....	44	310101	1.4	-1.0	0.4	0.2	-0.1	0.2
Professional services (partial).....	45	—	4.7	-0.4	1.0	-0.5	0.0	0.4
Legal services.....	45	1	6.3	-0.1	0.0	0.8	-0.2	0.1
Legal services.....	45	11	6.3	-0.1	0.0	0.8	-0.2	0.1
Legal services.....	45	1101	6.3	-0.1	0.0	0.8	-0.2	0.1
Legal services.....	45	110101	6.3	-0.1	0.0	0.8	-0.2	0.1
Accounting services (partial).....	45	2	6.2	0.1	1.4	-2.1	-0.1	0.4
Accounting services, excluding payroll.....	45	21	6.2	0.1	1.4	-2.1	-0.1	0.4
Financial auditing.....	45	2101	10.0	0.8	0.6	-2.8	-0.1	0.0
Financial auditing.....	45	210101	10.0	0.8	0.6	-2.8	-0.1	0.0
Tax preparation and planning.....	45	2102	-2.6	-3.1	2.7	-3.7	-1.0	0.8
Tax preparation and planning.....	45	210201	-2.6	-3.1	2.7	-3.7	-1.0	0.8
Bookkeeping and compilation.....	45	2103	17.8	5.5	-1.5	-0.1	0.6	0.1
Bookkeeping and compilation.....	45	210301	17.8	5.5	-1.5	-0.1	0.6	0.1
Other accounting services, including billing and review (partial).....	45	2104	7.4	-0.7	4.3	0.9	1.6	0.5
Other accounting services, including billing and review (partial).....	45	210401	7.4	-0.7	4.3	0.9	1.6	0.5
Architectural and engineering services.....	45	3	3.3	0.0	0.0	0.9	0.0	0.0
Architectural services.....	45	31	1.9	-0.1	0.0	0.7	0.0	0.0
Architectural services.....	45	3101	1.9	-0.1	0.0	0.7	0.0	0.0
Architectural services.....	45	310101	1.9	-0.1	0.0	0.7	0.0	0.0
Engineering services.....	45	32	3.5	0.0	0.0	0.9	0.0	0.0
Engineering services.....	45	3201	3.5	0.0	0.0	0.9	0.0	0.0
Engineering services.....	45	320101	3.5	0.0	0.0	0.9	0.0	0.0
Management, scientific, and technical consulting services.....	45	4	3.5	-2.2	5.1	-3.6	0.2	1.6
Management consulting services.....	45	41	3.5	-2.2	5.1	-3.6	0.2	1.6
Administrative and general management consulting services.....	45	4101	3.7	-3.7	8.2	-5.9	0.1	2.5
Administrative and general management consulting services.....	45	410101	3.7	-3.7	8.2	-5.9	0.1	2.5
Human resources consulting services.....	45	4102	4.2	-0.5	0.9	1.0	0.2	-0.2
Human resources consulting services.....	45	410201	4.2	-0.5	0.9	1.0	0.2	-0.2
Marketing consulting services.....	45	4103	0.1	0.0	0.0	0.0	0.0	0.0
Marketing consulting services.....	45	410301	0.1	0.0	0.0	0.0	0.0	0.0
Process, physical distribution, and logistics consulting services.....	45	4104	11.5	1.5	0.2	0.5	1.0	0.6
Process, physical distribution, and logistics consulting services.....	45	410401	11.5	1.5	0.2	0.5	1.0	0.6
Advertising and related services (partial).....	45	5	0.5	-0.2	0.0	0.0	0.0	0.0

See footnotes at end of table.

Table 7. Producer price index percentage changes for commodity and service groupings and individual items, not seasonally adjusted — Continued
 [December 2023]

Title	Commodity code		Unadjusted 12-month percent change ¹ Dec. 2022 to Dec. 2023 ^P	Unadjusted 1-month percent change ¹				
	Group code	Item code		July to Aug.	Aug. to Sept. ^P	Sept. to Oct. ^P	Oct. to Nov. ^P	Nov. to Dec. ^P
Advertising agency services.....	45	51	0.5	-0.2	0.0	0.0	0.0	0.0
Advertising agency services.....	45	5101	0.5	-0.2	0.0	0.0	0.0	0.0
Advertising agency services.....	45	510101	0.5	-0.2	0.0	0.0	0.0	0.0
Information technology (IT) technical support and consulting services (partial).....	45	6	8.0	1.2	0.1	-5.0	0.6	0.3
Information technology (IT) technical support and consulting services (partial).....	45	61	8.0	1.2	0.1	-5.0	0.6	0.3
Information technology (IT) technical support and consulting services (partial).....	45	6101	8.0	1.2	0.1	-5.0	0.6	0.3
Information technology (IT) technical support and consulting services (partial).....	45	610101	8.0	1.2	0.1	-5.0	0.6	0.3
Employment services.....	46	—	0.6	-0.3	-0.3	0.2	0.1	0.2
Permanent placement services.....	46	1	1.3	-1.1	0.4	-0.2	0.4	0.2
Permanent placement services.....	46	11	1.3	-1.1	0.4	-0.2	0.4	0.2
Employment placement services.....	46	1101	1.3	-1.1	0.4	-0.2	0.4	0.2
Employment placement services.....	46	110101	1.3	-1.1	0.4	-0.2	0.4	0.2
Executive search services.....	46	2	8.3	2.8	1.3	0.8	-1.2	3.7
Executive search services.....	46	21	8.3	2.8	1.3	0.8	-1.2	3.7
Executive search services.....	46	2101	8.3	2.8	1.3	0.8	-1.2	3.7
Executive search services.....	46	210101	8.3	2.8	1.3	0.8	-1.2	3.7
Staffing services.....	46	3	0.5	-0.3	-0.4	0.2	0.1	0.1
Temporary help services.....	46	31	0.6	-0.6	-0.7	0.3	0.2	0.2
Temporary help services.....	46	3101	0.6	-0.6	-0.7	0.3	0.2	0.2
Temporary help services.....	46	310101	0.6	-0.6	-0.7	0.3	0.2	0.2
Co-employment staffing services.....	46	32	0.3	0.0	0.0	0.0	0.1	0.0
Co-employment staffing services.....	46	3201	0.3	0.0	0.0	0.0	0.1	0.0
Co-employment staffing services.....	46	320101	0.3	0.0	0.0	0.0	0.1	0.0
Travel arrangement services (partial).....	47	—	3.6	2.3	-0.5	-0.7	0.0	-0.4
Arrangement of flights (partial).....	47	1	3.8	0.4	-0.6	-1.8	0.3	-0.3
Arrangement of international flights.....	47	11	-0.9	1.0	-1.3	-2.9	0.5	-0.5
Arrangement of international flights.....	47	1101	-0.9	1.0	-1.3	-2.9	0.5	-0.5
Arrangement of international flights.....	47	110101	-0.9	1.0	-1.3	-2.9	0.5	-0.5
Arrangement of domestic flights.....	47	12	11.0	-0.5	0.3	-0.3	0.0	0.0
Arrangement of domestic flights (partial).....	47	1201	11.0	-0.5	0.3	-0.3	0.0	0.0
Arrangement of domestic flights.....	47	120101	11.0	-0.5	0.3	-0.3	0.0	0.0
Arrangement of vehicle rentals and lodging.....	47	2	0.6	0.4	-0.2	-0.8	-0.1	-0.1
Arrangement of vehicle rentals and lodging.....	47	21	0.6	0.4	-0.2	-0.8	-0.1	-0.1
Arrangement of vehicle rentals and lodging (partial).....	47	2101	0.6	0.4	-0.2	-0.8	-0.1	-0.1
Arrangement of vehicle rentals and lodging.....	47	210101	0.6	0.4	-0.2	-0.8	-0.1	-0.1
Arrangement of cruises and tours.....	47	3	0.6	0.8	-0.4	0.6	-0.7	-1.3
Arrangement of cruises and tours.....	47	31	0.6	0.8	-0.4	0.6	-0.7	-1.3
Arrangement of cruises and tours.....	47	3101	0.6	0.8	-0.4	0.6	-0.7	-1.3
Arrangement of cruises and tours.....	47	310101	0.6	0.8	-0.4	0.6	-0.7	-1.3
Other travel arrangements (partial).....	47	4	7.2	7.6	-0.4	0.0	0.0	0.0
Other travel arrangements (partial).....	47	41	7.2	7.6	-0.4	0.0	0.0	0.0
Other travel arrangements (partial).....	47	4101	7.2	7.6	-0.4	0.0	0.0	0.0
Other travel arrangements (partial).....	47	410101	7.2	7.6	-0.4	0.0	0.0	0.0
Selected security services (partial).....	48	—	9.7	2.6	-0.1	0.8	-0.2	2.4
Security guard services.....	48	1	9.7	2.6	-0.1	0.8	-0.2	2.4
Security guard services.....	48	11	9.7	2.6	-0.1	0.8	-0.2	2.4
Security guard services.....	48	1101	9.7	2.6	-0.1	0.8	-0.2	2.4
Security guard services.....	48	110101	9.7	2.6	-0.1	0.8	-0.2	2.4
Cleaning and building maintenance services (partial).....	49	—	-0.8	0.0	-2.4	-0.1	0.1	0.0
Janitorial services.....	49	1	-0.8	0.0	-2.4	-0.1	0.1	0.0
Janitorial services.....	49	11	-0.8	0.0	-2.4	-0.1	0.1	0.0
Janitorial services.....	49	1101	-0.8	0.0	-2.4	-0.1	0.1	0.0
Janitorial services.....	49	110101	-0.8	0.0	-2.4	-0.1	0.1	0.0

See footnotes at end of table.

Table 7. Producer price index percentage changes for commodity and service groupings and individual items, not seasonally adjusted — Continued
 [December 2023]

Title	Commodity code		Unadjusted 12-month percent change ¹	Unadjusted 1-month percent change ¹				
	Group code	Item code		Dec. 2022 to Dec. 2023 ^P	July to Aug.	Aug. to Sept. ^P	Sept. to Oct. ^P	Oct. to Nov. ^P
Waste collection and remediation services (partial).....	50	—	8.5	1.3	0.8	0.0	0.5	-0.9
Waste collection.....	50	1	8.5	1.3	0.8	0.0	0.5	-0.9
Solid waste collection.....	50	11	8.5	1.3	0.8	0.0	0.5	-0.9
Solid waste collection.....	50	1101	8.5	1.3	0.8	0.0	0.5	-0.9
Solid waste collection.....	50	110101	8.5	1.3	0.8	0.0	0.5	-0.9
Health care services.....	51	—	3.3	0.1	0.4	0.6	0.0	0.0
Outpatient care (partial).....	51	1	2.6	0.1	0.1	0.2	-0.1	0.0
Outpatient care (partial).....	51	11	2.6	0.1	0.1	0.2	-0.1	0.0
Physician care.....	51	1101	0.3	0.0	0.0	0.1	0.0	0.0
Medicare patients: physician care.....	51	110102	-2.5	0.0	0.0	0.1	0.0	0.0
Medicaid patients: physician care.....	51	110103	2.7	0.0	0.0	0.1	0.0	0.0
Private insurance patients: physician care.....	51	110104	1.3	0.0	0.0	0.1	0.0	0.0
All other patients: physician care.....	51	110105	-0.3	0.1	0.0	0.1	0.0	0.0
Medical laboratory and diagnostic imaging center care.....	51	1102	0.7	0.0	0.0	0.0	-0.1	0.0
Medical laboratory care.....	51	110201	0.1	0.1	0.0	0.0	-0.1	0.0
Medicare patients: medical laboratory care.....	51	1102011	2.6	0.0	0.0	0.0	0.0	0.0
Medicaid patients: medical laboratory care.....	51	1102012	-0.3	0.0	0.0	0.0	0.0	0.0
Private insurance patients: medical laboratory care.....	51	1102013	-0.1	0.1	0.1	0.0	-0.1	0.0
All other patients: medical laboratory care.....	51	1102014	0.6	0.0	0.0	0.0	0.0	0.0
Diagnostic imaging center care.....	51	110202	1.8	0.0	0.0	0.0	0.0	0.0
Medicare and Medicaid patients: diagnostic imaging center care.....	51	1102021	0.5	0.0	0.1	0.0	0.0	0.0
Private insurance and all other patients: diagnostic imaging center care.....	51	1102024	2.2	0.0	0.0	0.0	0.0	0.0
Home health and hospice care.....	51	1103	5.2	0.6	0.4	0.6	0.0	0.0
Home health and hospice care.....	51	110301	5.2	0.6	0.4	0.6	0.0	0.0
Medicare and Medicaid patients: home health and hospice care.....	51	11030101	4.5	0.6	0.5	0.5	0.0	0.0
Medicare patients: home health and hospice care.....	51	110301011	-0.3	0.0	0.0	1.1	0.0	0.0
Medicaid patients: home health and hospice care.....	51	110301012	8.3	1.0	0.9	0.1	0.0	0.0
Private insurance and all other patients: home health and hospice care.....	51	11030102	4.2	0.6	0.3	0.0	0.0	0.0
Private insurance patients: home health and hospice care.....	51	110301021	6.4	0.0	3.0	0.0	0.0	0.0
All other patients: home health and hospice care.....	51	110301022	4.0	0.7	0.0	0.0	0.0	0.0
Hospital outpatient care.....	51	1104	4.4	0.0	0.2	0.4	-0.2	0.0
Hospital outpatient care.....	51	110401	4.4	0.0	0.2	0.4	-0.2	0.0
Hospital outpatient care, general medical & surgical hospitals.....	51	1104011	4.5	0.0	0.2	0.4	-0.2	0.0
Medicare patients: hospital outpatient care, general medical and surgical hospitals.....	51	11040111	2.1	0.0	0.0	0.2	0.0	0.0
Medicaid patients: hospital outpatient care, general medical and surgical hospitals.....	51	11040112	9.4	0.0	0.0	0.0	0.0	0.0
Private insurance and all other patients: outpatient care, gen. medical and surgical hospitals.....	51	11040113	5.0	-0.1	0.4	0.5	-0.3	0.1
Dental care.....	51	1105	3.0	0.5	0.0	0.0	0.1	0.0
Private insurance patients: dental care.....	51	110502	2.3	0.4	0.0	0.0	0.2	0.0
Private insurance patients: dental visits and consultations.....	51	1105021	2.5	0.9	0.0	-0.1	0.6	0.0
Private insurance patients: dental surgical intervention services.....	51	1105022	0.6	0.0	0.0	0.0	0.0	0.0
Private insurance patients: dental non-surgical intervention services.....	51	1105023	2.7	0.2	0.0	0.0	0.0	0.0
Medicare, Medicaid and all other patients: dental care.....	51	110503	3.8	0.5	0.0	0.0	0.0	0.0
Medicare, Medicaid and all other patients: dental visits and consultations.....	51	1105031	-0.7	1.0	0.0	-0.1	0.0	0.0
Medicare, Medicaid and all other patients: dental surgical intervention services.....	51	1105032	1.9	0.0	0.0	0.0	0.0	0.0
Medicare and Medicaid and all other patients: dental non-surgical intervention services.....	51	1105033	7.4	0.3	0.0	0.0	0.0	0.0
Inpatient care.....	51	2	4.4	0.0	0.8	1.3	0.0	0.0
Inpatient care.....	51	21	4.4	0.0	0.8	1.3	0.0	0.0
Hospital inpatient care.....	51	2101	4.3	-0.1	1.1	1.5	0.0	0.0
Hospital inpatient care.....	51	210101	4.3	-0.1	1.1	1.5	0.0	0.0
Hospital inpatient care, general medical and surgical hospitals.....	51	2101011	4.3	-0.1	1.2	1.4	0.0	0.0
Medicare patients: hospital inpatient care, general medical and surgical hospitals.....	51	21010111	2.7	0.0	0.0	3.2	0.0	0.0
Medicaid patients: hospital inpatient care, general medical and surgical hospitals.....	51	21010112	-2.5	-0.1	0.0	0.0	0.0	0.0
Private insur. & all other patients: hospital inpatient, general medical and surgical hospitals.....	51	21010113	7.5	-0.1	2.4	0.5	0.0	0.0
Private insurance patients: hospital inpatient care, general medical and surgical hospitals.....	51	210101131	4.8	-0.1	0.1	0.6	0.0	0.0

See footnotes at end of table.

Table 7. Producer price index percentage changes for commodity and service groupings and individual items, not seasonally adjusted — Continued
 [December 2023]

Title	Commodity code		Unadjusted 12-month percent change ¹ Dec. 2022 to Dec. 2023 ^P	Unadjusted 1-month percent change ¹				
	Group code	Item code		July to Aug.	Aug. to Sept. ^P	Sept. to Oct. ^P	Oct. to Nov. ^P	Nov. to Dec. ^P
All other patients: hospital inpatient care, general medical and surgical hospitals.....	51	210101132	33.5	0.0	22.4	0.0	0.0	0.0
Hospital inpatient care, psychiatric & substance abuse hospitals.	51	2101012	2.8	-0.1	0.0	0.0	0.0	0.0
Hospital inpatient care, specialty hospitals.....	51	2101013	6.3	-0.3	-0.3	4.9	0.3	0.4
Medicare patients: hospital inpatient care, specialty hospitals.	51	21010131	2.9	0.0	0.1	1.7	0.3	0.2
Medicaid patients: hospital inpatient care, specialty hospitals.....	51	21010132	28.1	-1.1	-2.1	28.7	0.6	2.4
Private insurance and all other patients: hospital inpatient care, specialty hospitals.....	51	21010133	2.3	-0.3	-0.2	0.5	0.1	-0.2
Nursing home care.....	51	2102	4.0	0.4	-0.2	1.0	-0.1	0.0
Nursing home care.....	51	210201	4.0	0.4	-0.2	1.0	-0.1	0.0
Medicare and Medicaid patients: Nursing home care.....	51	21020101	4.8	0.3	-0.4	1.5	0.0	-0.1
Medicaid patients: Nursing home care.....	51	210201011	6.0	0.5	-0.7	0.7	-0.1	-0.1
Medicare patients: Nursing home care.....	51	210201012	3.0	0.0	0.0	2.9	0.0	0.0
Private insurance and all other patients: Nursing home care.	51	21020102	3.4	0.6	0.0	0.2	-0.1	0.1
Private insurance patients: Nursing home care.	51	210201021	-0.9	0.0	0.0	0.0	0.0	0.0
All other patients: Nursing home care.....	51	210201022	4.3	0.7	0.0	0.3	-0.2	0.1
Intellectual and developmental disability center care.....	51	2103	8.7	0.0	0.1	0.0	0.0	0.0
Intellectual and developmental disability center care.....	51	210301	8.7	0.0	0.1	0.0	0.0	0.0
Medicaid patients: Intellectual and developmental disability center care.....	51	21030101	5.3	0.0	0.1	0.1	0.0	0.0
Medicare, private ins. & all other patients: Intellectual & develop. disability center care.....	51	21030102	24.3	0.0	0.0	0.0	0.0	0.0
Sales of blood and blood products, organs, and tissues.....	51	3	4.1	0.0	-0.8	0.2	0.6	0.3
Sales of blood and blood products, organs, and tissues.....	51	31	4.1	0.0	-0.8	0.2	0.6	0.3
Sales of blood and blood products, organs, and tissues.....	51	3101	4.1	0.0	-0.8	0.2	0.6	0.3
Sales of blood and blood products, organs, and tissues.....	51	310101	4.1	0.0	-0.8	0.2	0.6	0.3
Accommodation services.....	53	—	-6.4	-3.3	-1.2	-1.2	-2.6	-6.4
Traveler accommodation services.....	53	1	-6.4	-3.3	-1.2	-1.2	-2.6	-6.4
Traveler accommodation services.....	53	11	-6.4	-3.3	-1.2	-1.2	-2.6	-6.4
Guestroom or unit rental.....	53	1101	-7.3	-3.6	-1.3	-1.3	-2.9	-7.0
Guestroom or unit rental.....	53	110101	-7.3	-3.6	-1.3	-1.3	-2.9	-7.0
Other traveler accommodation services.....	53	1102	5.1	1.1	0.1	-0.2	0.5	0.0
Other traveler accommodation services.....	53	110201	5.1	1.1	0.1	-0.2	0.5	0.0
Food and beverage for immediate consumption services (partial).....	54	—	4.5	0.8	0.1	0.8	0.3	0.0
Food and beverage for immediate consumption services (partial).....	54	1	4.5	0.8	0.1	0.8	0.3	0.0
Food and nonalcoholic beverages for immediate consumption (partial).....	54	11	4.3	0.9	0.1	0.7	0.2	0.0
Food and nonalcoholic beverages for immediate consumption (partial).....	54	1101	4.3	0.9	0.1	0.7	0.2	0.0
Food and nonalcoholic beverages for immediate consumption (partial).....	54	110101	4.3	0.9	0.1	0.7	0.2	0.0
Alcoholic beverages for immediate consumption (partial).....	54	12	5.3	0.1	0.1	1.2	0.8	0.4
Alcoholic beverages for immediate consumption (partial).....	54	1201	5.3	0.1	0.1	1.2	0.8	0.4
Alcoholic beverages for immediate consumption (partial).....	54	120101	5.3	0.1	0.1	1.2	0.8	0.4
Repair and maintenance services (partial).....	55	—	5.9	1.3	0.5	-0.1	0.4	0.2
Commercial and industrial machinery and equipment repair and maintenance.....	55	1	5.7	0.0	1.6	-0.5	0.4	0.4
Commercial and industrial machinery and equipment repair and maintenance.....	55	11	5.7	0.0	1.6	-0.5	0.4	0.4
Commercial machinery repair and maintenance.....	55	1101	5.7	0.0	1.6	-0.5	0.4	0.4
Commercial machinery repair and maintenance.....	55	110101	5.7	0.0	1.6	-0.5	0.4	0.4
Motor vehicle repair and maintenance (partial).....	55	2	4.7	3.7	-2.2	0.3	0.5	-0.1
Motor vehicle repair and maintenance (partial).....	55	21	4.7	3.7	-2.2	0.3	0.5	-0.1
Motor vehicle repair and maintenance (partial).....	55	2101	4.7	3.7	-2.2	0.3	0.5	-0.1
Motor vehicle repair and maintenance (partial).....	55	210101	4.7	3.7	-2.2	0.3	0.5	-0.1
Ship repair and maintenance.....	55	3	8.4	1.2	0.0	0.0	1.4	0.7
Ship repair and maintenance.....	55	31	8.4	1.2	0.0	0.0	1.4	0.7
Ship repair, military.....	55	3101	2.5	0.3	0.0	0.0	0.2	0.3
Ship repair, military.....	55	310101	2.5	0.3	0.0	0.0	0.2	0.3
Ship repair, nonmilitary.....	55	3102	17.6	2.5	0.0	0.0	3.0	1.4
Ship repair, nonmilitary.....	55	310201	17.6	2.5	0.0	0.0	3.0	1.4
Aircraft repair and maintenance.....	55	4	8.1	0.2	3.6	0.2	0.0	0.0
Aircraft repair and maintenance.....	55	41	8.1	0.2	3.6	0.2	0.0	0.0
Aircraft repair and maintenance.....	55	4101	8.1	0.2	3.6	0.2	0.0	0.0

See footnotes at end of table.

Table 7. Producer price index percentage changes for commodity and service groupings and individual items, not seasonally adjusted — Continued
 [December 2023]

Title	Commodity code		Unadjusted 12-month percent change ¹	Unadjusted 1-month percent change ¹				
	Group code	Item code		Dec. 2022 to Dec. 2023 ^P	July to Aug.	Aug. to Sept. ^P	Sept. to Oct. ^P	Oct. to Nov. ^P
Aircraft repair and maintenance.....	55	410101	8.1	0.2	3.6	0.2	0.0	0.0
Entertainment services (partial).....	56	—	5.5	-1.1	0.2	1.7	1.0	2.1
Membership dues and admissions and recreation facility use fees (partial)....	56	1	7.3	-1.4	0.0	1.9	1.8	2.4
Membership dues and admissions and recreation facility use fees (partial)...	56	11	7.3	-1.4	0.0	1.9	1.8	2.4
Membership dues.....	56	1101	7.7	0.0	0.0	0.2	0.3	2.2
Membership dues, golf courses and country clubs.....	56	110101	8.6	0.0	0.0	0.0	0.0	0.0
Membership dues, fitness and recreational sports centers.....	56	110102	7.2	0.0	0.0	0.3	0.5	3.7
Admissions and recreational facilities use fees (partial).....	56	1102	6.7	-3.6	0.1	4.7	4.2	2.8
Admissions and recreational facilities use fees, golf courses and country clubs.....	56	110201	5.5	-0.2	0.0	0.3	11.7	4.4
Admissions and recreational facilities use fees, fitness and recreational sports centers.....	56	110202	7.6	0.0	0.0	0.6	0.0	0.0
Admissions and recreational facilities use fees, amusement and theme parks.....	56	110203	7.0	-6.8	0.2	8.9	2.3	3.0
Recreational activity instruction fees (partial).....	56	2	0.3	0.0	0.0	0.0	0.0	0.0
Recreational activity instruction fees (partial).....	56	21	0.3	0.0	0.0	0.0	0.0	0.0
Recreational activity instruction fees (partial).....	56	2101	0.3	0.0	0.0	0.0	0.0	0.0
Recreational activity instruction fees (partial).....	56	210101	0.3	0.0	0.0	0.0	0.0	0.0
Gaming receipts (partial).....	56	3	3.3	-0.7	0.6	1.7	-0.2	1.8
Gaming receipts (partial).....	56	31	3.3	-0.7	0.6	1.7	-0.2	1.8
Gaming receipts (partial).....	56	3101	3.3	-0.7	0.6	1.7	-0.2	1.8
Gaming receipts (partial).....	56	310101	3.3	-0.7	0.6	1.7	-0.2	1.8
Wholesale trade services.....	57	—	3.1	-0.7	-0.3	1.0	0.7	-0.9
Machinery and equipment and parts and supplies wholesaling.....	57	1	0.9	1.0	0.4	-0.4	1.0	-2.6
Machinery and equipment and parts and supplies wholesaling.....	57	11	0.9	1.0	0.4	-0.4	1.0	-2.6
Parts and supplies for machinery and equipment wholesaling.....	57	1102	9.2	2.2	-0.1	0.9	1.3	0.2
Parts and supplies for machinery and equipment wholesaling.....	57	110201	9.2	2.2	-0.1	0.9	1.3	0.2
Machinery and vehicle wholesaling.....	57	1103	-5.5	0.3	0.7	-1.5	1.4	-5.5
Machinery and vehicle wholesaling.....	57	110301	-5.5	0.3	0.7	-1.5	1.4	-5.5
Professional and commercial equipment wholesaling.....	57	1104	5.5	0.8	0.5	0.9	-1.2	1.1
Professional and commercial equipment wholesaling.....	57	110401	5.5	0.8	0.5	0.9	-1.2	1.1
Furnishings wholesaling.....	57	2	-7.0	-1.1	2.1	-4.5	1.4	0.1
Furnishings wholesaling.....	57	21	-7.0	-1.1	2.1	-4.5	1.4	0.1
Furnishings wholesaling.....	57	2101	-7.0	-1.1	2.1	-4.5	1.4	0.1
Furnishings wholesaling.....	57	210101	-7.0	-1.1	2.1	-4.5	1.4	0.1
Building materials, paint, and hardware wholesaling.....	57	3	-7.8	0.2	0.1	-0.2	-1.8	0.4
Building materials, paint, and hardware wholesaling.....	57	31	-7.8	0.2	0.1	-0.2	-1.8	0.4
Building materials, paint, and hardware wholesaling.....	57	3101	-7.8	0.2	0.1	-0.2	-1.8	0.4
Building materials, paint, and hardware wholesaling.....	57	310101	-7.8	0.2	0.1	-0.2	-1.8	0.4
Metals, minerals, and ores wholesaling.....	57	4	19.0	-4.4	-2.5	7.8	2.8	1.6
Metals, minerals, and ores wholesaling.....	57	41	19.0	-4.4	-2.5	7.8	2.8	1.6
Metals, minerals, and ores wholesaling.....	57	4101	19.0	-4.4	-2.5	7.8	2.8	1.6
Metals, minerals, and ores wholesaling.....	57	410101	19.0	-4.4	-2.5	7.8	2.8	1.6
Chemicals and allied products wholesaling.....	57	5	-0.6	-2.8	-2.4	4.8	1.1	-0.3
Chemicals and allied products wholesaling.....	57	51	-0.6	-2.8	-2.4	4.8	1.1	-0.3
Chemicals and allied products wholesaling.....	57	5101	-0.6	-2.8	-2.4	4.8	1.1	-0.3
Chemicals and allied products wholesaling.....	57	510101	-0.6	-2.8	-2.4	4.8	1.1	-0.3
Paper and plastics products wholesaling.....	57	6	-1.7	2.7	-1.0	0.6	-0.2	-0.2
Paper and plastics products wholesaling.....	57	61	-1.7	2.7	-1.0	0.6	-0.2	-0.2
Paper and plastics products wholesaling.....	57	6101	-1.7	2.7	-1.0	0.6	-0.2	-0.2
Paper and plastics products wholesaling.....	57	610101	-1.7	2.7	-1.0	0.6	-0.2	-0.2
Apparel wholesaling.....	57	7	10.1	5.7	2.4	1.1	0.6	-6.6
Apparel wholesaling.....	57	71	10.1	5.7	2.4	1.1	0.6	-6.6
Apparel wholesaling.....	57	7101	10.1	5.7	2.4	1.1	0.6	-6.6
Apparel wholesaling.....	57	710101	10.1	5.7	2.4	1.1	0.6	-6.6
Food and alcohol wholesaling.....	57	8	1.5	-3.3	-1.3	0.2	1.1	-0.7
Food and alcohol wholesaling.....	57	81	1.5	-3.3	-1.3	0.2	1.1	-0.7
Food wholesaling.....	57	8101	1.3	-3.7	-1.5	0.1	1.1	-0.8

See footnotes at end of table.

Table 7. Producer price index percentage changes for commodity and service groupings and individual items, not seasonally adjusted — Continued
 [December 2023]

Title	Commodity code		Unadjusted 12-month percent change ¹ Dec. 2022 to Dec. 2023 ^P	Unadjusted 1-month percent change ¹				
	Group code	Item code		July to Aug.	Aug. to Sept. ^P	Sept. to Oct. ^P	Oct. to Nov. ^P	Nov. to Dec. ^P
Food wholesaling.....	57	810101	1.3	-3.7	-1.5	0.1	1.1	-0.8
Alcohol wholesaling.....	57	8102	2.6	0.3	0.1	1.0	0.7	-0.1
Alcohol wholesaling.....	57	810201	2.6	0.3	0.1	1.0	0.7	-0.1
Other commodities wholesaling.....	57	9	9.9	-1.4	0.2	1.4	0.0	1.2
Other commodities wholesaling.....	57	91	9.9	-1.4	0.2	1.4	0.0	1.2
Other commodities wholesaling.....	57	9101	9.9	-1.4	0.2	1.4	0.0	1.2
Other commodities wholesaling.....	57	910101	9.9	-1.4	0.2	1.4	0.0	1.2
Retail trade services.....	58	—	-3.5	1.1	0.5	-0.3	-1.9	-0.9
Food and alcohol retailing.....	58	1	1.9	1.2	-0.5	-0.3	-1.7	-0.9
Food and alcohol retailing.....	58	11	1.9	1.2	-0.5	-0.3	-1.7	-0.9
Food retailing.....	58	1102	3.3	1.3	-0.5	0.8	-2.0	-1.0
Food retailing.....	58	110201	3.3	1.3	-0.5	0.8	-2.0	-1.0
Alcohol retailing.....	58	1103	-7.3	0.4	0.0	-7.6	0.5	-0.1
Alcohol retailing.....	58	110301	-7.3	0.4	0.0	-7.6	0.5	-0.1
Health and beauty care retailing, including optical goods.....	58	2	4.8	0.5	1.3	-2.2	1.4	-0.6
Health and beauty care retailing, including optical goods.....	58	21	4.8	0.5	1.3	-2.2	1.4	-0.6
Health and beauty care retailing, including optical goods.....	58	2101	4.8	0.5	1.3	-2.2	1.4	-0.6
Health and beauty care retailing, including optical goods.....	58	210101	4.8	0.5	1.3	-2.2	1.4	-0.6
Apparel, jewelry, footwear, and accessories retailing.....	58	3	-1.7	4.0	6.7	0.4	-3.9	-2.8
Apparel, jewelry, footwear, and accessories retailing.....	58	31	-1.7	4.0	6.7	0.4	-3.9	-2.8
Apparel, footwear, and accessories retailing.....	58	3101	-2.3	4.8	8.1	0.0	-4.5	-3.3
Apparel, footwear, and accessories retailing.....	58	310101	-2.3	4.8	8.1	0.0	-4.5	-3.3
Jewelry retailing.....	58	3102	2.1	-0.8	-2.3	3.0	-0.1	0.0
Jewelry retailing.....	58	310201	2.1	-0.8	-2.3	3.0	-0.1	0.0
Computer hardware, software, and supplies retailing.....	58	4	-16.8	-0.3	2.6	-2.5	-1.2	3.9
Computer hardware, software, and supplies retailing.....	58	41	-16.8	-0.3	2.6	-2.5	-1.2	3.9
Computer hardware, software, and supplies retailing.....	58	4101	-16.8	-0.3	2.6	-2.5	-1.2	3.9
Computer hardware, software, and supplies retailing.....	58	410101	-16.8	-0.3	2.6	-2.5	-1.2	3.9
TV, video, and photographic equipment and supplies retailing.....	58	5	20.0	-3.2	2.4	4.4	-11.8	2.8
TV, video, and photographic equipment and supplies retailing.....	58	51	20.0	-3.2	2.4	4.4	-11.8	2.8
TV, video, and photographic equipment and supplies retailing.....	58	5101	20.0	-3.2	2.4	4.4	-11.8	2.8
TV, video, and photographic equipment and supplies retailing.....	58	510101	20.0	-3.2	2.4	4.4	-11.8	2.8
Automobiles and automobile parts retailing.....	58	6	-23.0	0.0	-1.3	-5.2	-2.1	-3.9
Automobiles and automobile parts retailing.....	58	61	-23.0	0.0	-1.3	-5.2	-2.1	-3.9
Automobile retailing (Partial).....	58	6101	-29.8	-0.3	-1.4	-6.5	-4.4	-5.2
Automobile retailing (Partial).....	58	610101	-29.8	-0.3	-1.4	-6.5	-4.4	-5.2
Automotive parts, including tires, retailing.....	58	6102	-1.2	0.7	-1.0	-1.5	3.8	-0.9
Automotive parts, including tires, retailing.....	58	610201	-1.2	0.7	-1.0	-1.5	3.8	-0.9
RVs, trailers, and campers retailing.....	58	8	10.6	-6.4	-4.8	-0.3	3.6	-3.5
RVs, trailers, and campers retailing.....	58	81	10.6	-6.4	-4.8	-0.3	3.6	-3.5
RVs, trailers, and campers retailing.....	58	8101	10.6	-6.4	-4.8	-0.3	3.6	-3.5
RVs, trailers, and campers retailing.....	58	810101	10.6	-6.4	-4.8	-0.3	3.6	-3.5
Sporting goods, including boats, retailing.....	58	9	-4.5	3.2	-1.3	0.9	-6.6	1.2
Sporting goods, including boats, retailing.....	58	91	-4.5	3.2	-1.3	0.9	-6.6	1.2
Sporting goods, including boats, retailing.....	58	9101	-4.5	3.2	-1.3	0.9	-6.6	1.2
Sporting goods, including boats, retailing.....	58	910101	-4.5	3.2	-1.3	0.9	-6.6	1.2
Lawn, garden, and farm equipment and supplies retailing.....	58	A	18.1	-0.1	1.8	-0.4	-0.4	0.1
Lawn, garden, and farm equipment and supplies retailing.....	58	A1	18.1	-0.1	1.8	-0.4	-0.4	0.1
Lawn, garden, and farm equipment and supplies retailing.....	58	A101	18.1	-0.1	1.8	-0.4	-0.4	0.1
Lawn, garden, and farm equipment and supplies retailing.....	58	A10101	18.1	-0.1	1.8	-0.4	-0.4	0.1
Furniture retailing.....	58	B	-0.1	-2.4	-0.3	0.3	-5.8	-2.2
Furniture retailing.....	58	B1	-0.1	-2.4	-0.3	0.3	-5.8	-2.2
Furniture retailing.....	58	B101	-0.1	-2.4	-0.3	0.3	-5.8	-2.2
Furniture retailing.....	58	B10101	-0.1	-2.4	-0.3	0.3	-5.8	-2.2
Flooring and floor coverings retailing.....	58	C	5.5	-1.4	0.5	0.8	0.7	0.3
Flooring and floor coverings retailing.....	58	C1	5.5	-1.4	0.5	0.8	0.7	0.3
Flooring and floor coverings retailing.....	58	C101	5.5	-1.4	0.5	0.8	0.7	0.3

See footnotes at end of table.

Table 7. Producer price index percentage changes for commodity and service groupings and individual items, not seasonally adjusted — Continued
 [December 2023]

Title	Commodity code		Unadjusted 12-month percent change ¹ Dec. 2022 to Dec. 2023 ^P	Unadjusted 1-month percent change ¹				
	Group code	Item code		July to Aug.	Aug. to Sept. ^P	Sept. to Oct. ^P	Oct. to Nov. ^P	Nov. to Dec. ^P
Flooring and floor coverings retailing.....	58	C10101	5.5	-1.4	0.5	0.8	0.7	0.3
Hardware and building materials and supplies retailing.....	58	D	7.9	0.2	2.0	0.4	-1.6	0.2
Hardware and building materials and supplies retailing.....	58	D1	7.9	0.2	2.0	0.4	-1.6	0.2
Hardware and building materials and supplies retailing.....	58	D101	7.9	0.2	2.0	0.4	-1.6	0.2
Hardware and building materials and supplies retailing.....	58	D10101	7.9	0.2	2.0	0.4	-1.6	0.2
Major household appliance retailing.....	58	E	3.4	3.7	2.3	-7.3	4.7	-5.3
Major household appliance retailing.....	58	E1	3.4	3.7	2.3	-7.3	4.7	-5.3
Major household appliance retailing.....	58	E101	3.4	3.7	2.3	-7.3	4.7	-5.3
Major household appliance retailing.....	58	E10101	3.4	3.7	2.3	-7.3	4.7	-5.3
Fuels and lubricants retailing.....	58	F	-12.8	5.1	-4.1	16.7	-5.1	4.5
Fuels and lubricants retailing.....	58	F1	-12.8	5.1	-4.1	16.7	-5.1	4.5
Automotive fuels and lubricants retailing.....	58	F101	-15.5	7.5	-3.2	17.7	-6.9	3.3
Automotive fuels and lubricants retailing.....	58	F10101	-15.5	7.5	-3.2	17.7	-6.9	3.3
Household fuels retailing.....	58	F102	5.2	-6.5	-9.5	10.4	6.2	11.1
Household fuels retailing.....	58	F10201	5.2	-6.5	-9.5	10.4	6.2	11.1
Cleaning supplies and paper products retailing.....	58	G	18.0	4.1	0.9	0.1	-1.8	-0.1
Cleaning supplies and paper products retailing.....	58	G1	18.0	4.1	0.9	0.1	-1.8	-0.1
Cleaning supplies and paper products retailing.....	58	G101	18.0	4.1	0.9	0.1	-1.8	-0.1
Cleaning supplies and paper products retailing.....	58	G10101	18.0	4.1	0.9	0.1	-1.8	-0.1
Book retailing.....	58	H	0.9	-0.6	0.7	0.5	-3.2	0.7
Book retailing.....	58	H1	0.9	-0.6	0.7	0.5	-3.2	0.7
Book retailing.....	58	H101	0.9	-0.6	0.7	0.5	-3.2	0.7
Book retailing.....	58	H10101	0.9	-0.6	0.7	0.5	-3.2	0.7
Other merchandise retailing (partial).....	58	I	3.2	1.5	-0.7	0.0	-0.8	1.1
Other merchandise retailing (partial).....	58	I1	3.2	1.5	-0.7	0.0	-0.8	1.1
Other merchandise retailing (partial).....	58	I101	3.2	1.5	-0.7	0.0	-0.8	1.1
Other merchandise retailing (partial).....	58	I10101	3.2	1.5	-0.7	0.0	-0.8	1.1
Metal treatment services.....	59	—	5.9	0.3	-0.3	0.5	-0.3	0.6
Metal treatment services.....	59	1	5.9	0.3	-0.3	0.5	-0.3	0.6
Metal treatment services.....	59	11	5.9	0.3	-0.3	0.5	-0.3	0.6
Metal plating and polishing.....	59	1101	6.4	0.2	0.3	-0.6	0.0	0.0
Metal plating and polishing.....	59	110111	6.4	0.2	0.3	-0.6	0.0	0.0
Metal coating and allied services.....	59	1102	2.4	0.4	-0.7	0.0	-0.8	0.6
Metal coating and allied services.....	59	110222	2.4	0.4	-0.7	0.0	-0.8	0.6
Metal heat treating.....	59	1103	14.6	0.0	0.0	3.3	0.3	1.3
Metal heat treating.....	59	110349	14.6	0.0	0.0	3.3	0.3	1.3
Mining services.....	60	—	2.0	-0.3	0.8	-0.7	1.2	0.2
Mining services.....	60	1	2.0	-0.3	0.8	-0.7	1.2	0.2
Mining services.....	60	11	2.0	-0.3	0.8	-0.7	1.2	0.2
Support activities for coal mining.....	60	1102	6.2	2.6	0.1	0.1	-0.2	0.0
Support activities for coal mining.....	60	110201	6.2	2.6	0.1	0.1	-0.2	0.0
Drilling oil and gas wells services.....	60	1103	0.6	4.5	0.0	0.0	-0.5	-0.2
Drilling oil and gas wells services.....	60	110301	0.6	4.5	0.0	0.0	-0.5	-0.2
Support activities for oil and gas operations.....	60	1104	2.5	-1.9	1.2	-1.0	1.9	0.3
Support activities for oil and gas operations.....	60	110401	2.5	-1.9	1.2	-1.0	1.9	0.3
Metal and nonmetallic minerals mining services.....	60	1106	—	0.0	0.0	0.0	0.0	0.0
Metal and nonmetallic minerals mining services.....	60	110601	—	0.0	0.0	0.0	0.0	0.0
Contract work on textile products, apparel, and leather.....	61	—	2.8	-0.1	0.0	-0.1	0.0	0.5
Contract work on textile products and apparel.....	61	1	2.9	-0.2	0.0	-0.1	0.0	0.5
Contract work on textile products and apparel.....	61	11	2.9	-0.2	0.0	-0.1	0.0	0.5
Contract work on textile products.....	61	1102	4.1	-0.3	0.0	0.0	0.0	0.0
Commission finishing of broadwoven fabrics.....	61	110201	4.2	-0.3	0.0	0.0	0.0	0.0
Commission finishing of cotton broadwoven fabrics.....	61	1102011	5.5	-0.2	-0.2	0.0	0.0	0.0
Other commission finishing of broadwoven fabrics (excl. cotton & wool).....	61	1102012	4.0	-0.3	0.1	0.0	0.0	0.0
Commission knit or knit & finishing of weft & warp knit fabric.....	61	110204	0.0	0.0	0.1	0.5	0.0	0.0
Contract work on apparel.....	61	1103	2.4	0.0	0.0	0.0	0.0	1.1
Contract work on women's, girls' and infants' apparel.....	61	11031	—	0.0	0.0	0.0	—	—

See footnotes at end of table.

Table 7. Producer price index percentage changes for commodity and service groupings and individual items, not seasonally adjusted — Continued
 [December 2023]

Title	Commodity code		Unadjusted 12-month percent change ¹	Unadjusted 1-month percent change ¹				
	Group code	Item code		Dec. 2022 to Dec. 2023 ^p	July to Aug.	Aug. to Sept. ^p	Sept. to Oct. ^p	Oct. to Nov. ^p
Contract work on men's and boys' (including unisex) apparel.....	61	11032	3.3	0.0	0.0	0.0	0.0	2.7
Contract work on men's and boys' pants, work apparel, and other outerwear.....	61	110321	8.9	0.0	0.0	0.0	0.0	8.9
Contract work on men's and boys' shirts, tailored suits/coats/jackets, & underwear/nightwear.....	61	110323	-	0.0	0.0	0.0	-	-
Contract & commission receipts for tanning or finishing leather owned by others.....	61	2	1.4	0.1	0.0	0.1	0.0	0.0
Contract & commission receipts for tanning or finishing leather owned by others.....	61	21	1.4	0.1	0.0	0.1	0.0	0.0
Contract and commission receipts for tanning or finishing leather owned by others.....	61	2101	1.3	0.1	0.0	0.1	0.0	0.0
Contract and commission receipts for tanning or finishing leather owned by others.....	61	210101	1.3	0.1	0.0	0.1	0.0	0.0
Construction (partial).....	80	-	0.8	0.1	0.1	-0.3	-0.1	0.1
New nonresidential building construction.....	80	1	0.4	0.1	0.1	-0.3	-0.1	0.1
New nonresidential building construction.....	80	11	0.4	0.1	0.1	-0.3	-0.1	0.1
New warehouse building construction.....	80	1101	-1.4	0.1	0.0	-0.3	-0.2	0.1
New warehouse building construction.....	80	110101	-1.4	0.1	0.0	-0.3	-0.2	0.1
New school building construction.....	80	1102	-0.1	0.0	0.1	-0.2	0.0	-0.2
New school building construction.....	80	110201	-0.1	0.0	0.1	-0.2	0.0	-0.2
New office building construction.....	80	1103	2.1	0.2	-0.1	-0.8	-0.1	0.2
New office building construction.....	80	110301	2.1	0.2	-0.1	-0.8	-0.1	0.2
New industrial building construction.....	80	1104	0.5	0.1	0.6	0.0	-0.1	0.0
New industrial building construction.....	80	110401	0.5	0.1	0.6	0.0	-0.1	0.0
New health care building construction.....	80	1105	0.4	0.1	0.0	0.0	-0.5	0.2
New health care building construction.....	80	110501	0.4	0.1	0.0	0.0	-0.5	0.2
Maintenance and repair of nonresidential buildings (partial).....	80	2	3.3	0.0	0.0	0.1	0.0	0.1
Maintenance and repair of nonresidential buildings (partial).....	80	21	3.3	0.0	0.0	0.1	0.0	0.1
Maintenance and repair of nonresidential buildings (partial).....	80	2101	3.3	0.0	0.0	0.1	0.0	0.1
Maintenance and repair of nonresidential buildings (partial).....	80	210101	3.3	0.0	0.0	0.1	0.0	0.1

¹ All indexes are subject to revision for 4 months after their originally scheduled publication to incorporate late reports and corrections by survey respondents.

² Due to incomplete coverage of the services sector, some services indexes in this table reflect only a portion of their wherever-provided output. These indexes are flagged using the term "partial" at the end of their titles. For more information regarding wherever-provided services indexes, go to <https://www.bls.gov/ppi/wepnotice.htm>. This webpage includes methodology documentation, a table identifying missing coverage areas for those indexes with incomplete coverage, and a concordance table between wherever-provided services indexes and Census product codes.

p Preliminary

"-" Data not available.

Table 8. Producer price indexes and percentage changes for selected commodity and service groupings and individual items, seasonally adjusted
 [December 2023, Index base 1982=100, unless otherwise indicated]

Title	Commodity code		Other index base	Seasonally adjusted index ¹					Seasonally adjusted 1-month percent change ¹		
	Group code	Item code		Aug. 2023	Sept. 2023 ^P	Oct. 2023 ^P	Nov. 2023 ^P	Dec. 2023 ^P	Sept. to Oct. ^P	Oct. to Nov. ^P	Nov. to Dec. ^P
Goods											
Fruits & melons, fresh/dry vegs. & nuts.	01	1		-	-	-	-	-	-	-	-
Fresh fruits and melons.	01	11		-	-	-	-	-	-	-	-
Citrus fruits.	01	1101		347.296	366.068	332.614	368.702	363.388	-9.1	10.8	-1.4
Other fruits and berries.	01	1102		-	-	-	-	-	-	-	-
Melons.			12/91	-	-	-	-	-	-	-	-
Fresh and dry vegetables.	01	13		-	-	-	-	-	-	-	-
Dry vegetables.	01	1301		229.485	240.897	244.246	245.028	247.607	1.4	0.3	1.1
Fresh vegetables, except potatoes.	01	1302		-	-	-	-	-	-	-	-
Sweet potatoes.	01	1303		144.116	136.610	151.790	174.252	178.250	11.1	14.8	2.3
Potatoes.	01	1306	12/11	161.335	120.349	117.211	102.527	96.533	-2.6	-12.5	-5.8
Tree nuts.				-	-	-	-	-	-	-	-
Tree nuts.				-	-	-	-	-	-	-	-
Grains.	01	2		220.668	206.832	200.682	195.113	192.802	-3.0	-2.8	-1.2
Wheat.	01	21		-	-	-	-	-	-	-	-
Wheat.	01	2101		-	-	-	-	-	-	-	-
Other grains.	01	22		226.077	212.382	206.976	199.969	196.190	-2.5	-3.4	-1.9
Barley.	01	2201		-	-	-	-	-	-	-	-
Corn.	01	2202		221.802	208.052	202.332	195.192	191.826	-2.7	-3.5	-1.7
Oats.	01	2203		-	-	-	-	-	-	-	-
Sorghum.	01	2205	12/91	-	-	-	-	-	-	-	-
Rough rice.			12/91	-	-	-	-	-	-	-	-
Rough rice.			12/91	-	-	-	-	-	-	-	-
Livestock.	01	3		238.465	244.243	237.516	227.338	219.776	-2.8	-4.3	-3.3
Slaughter cattle.	01	31		282.240	287.024	285.436	264.969	255.853	-0.6	-7.2	-3.4
Slaughter steers and heifers.	01	3101		291.392	293.274	291.850	268.296	253.802	-0.5	-8.1	-5.4
Slaughter cows and bulls.	01	3102		221.981	237.692	243.709	229.346	242.154	2.5	-5.9	5.6
Slaughter vealers.	01	3103		97.154	98.414	98.761	99.963	101.023	0.4	1.2	1.1
Slaughter hogs.	01	32		107.205	106.688	97.085	93.157	74.820	-9.0	-4.0	-19.7
Slaughter barrows and gilts.	01	3201		105.893	106.029	97.206	91.720	73.643	-8.3	-5.6	-19.7
Slaughter sows.	01	3202		-	-	-	-	-	-	-	-
Slaughter lambs.	01	33		380.722	401.071	431.250	416.437	344.406	7.5	-3.4	-17.3
Slaughter lambs.	01	3301		380.722	401.071	431.250	416.437	344.406	7.5	-3.4	-17.3
Feeder and replacement cattle.			09/21	-	-	-	-	-	-	-	-
Feeder and replacement cattle.			09/21	-	-	-	-	-	-	-	-
Slaughter poultry.	01	4		317.683	352.196	334.831	330.175	346.283	-4.9	-1.4	4.9
Slaughter chickens.	01	41		331.381	376.100	361.708	352.886	372.840	-3.8	-2.4	5.7
Broilers and other meat type chickens.	01	4102		335.992	381.333	366.741	357.796	378.028	-3.8	-2.4	5.7
Slaughter turkeys.	01	42		261.294	250.739	216.100	231.309	230.918	-13.8	7.0	-0.2
Slaughter turkeys.	01	4201		261.294	250.739	216.100	231.309	230.918	-13.8	7.0	-0.2
Slaughter ducks.	01	43	12/91	-	-	-	-	-	-	-	-
Slaughter ducks.	01	4301	12/91	-	-	-	-	-	-	-	-
Raw cotton.	01	5		-	-	-	-	-	-	-	-
Raw cotton.	01	51		-	-	-	-	-	-	-	-
Raw cotton.	01	5101		-	-	-	-	-	-	-	-
Raw milk.	01	6		155.995	164.353	161.884	158.468	160.063	-1.5	-2.1	1.0
Raw milk.	01	61		156.626	165.017	162.539	159.109	160.711	-1.5	-2.1	1.0
Raw milk.	01	6101		156.626	165.017	162.539	159.109	160.711	-1.5	-2.1	1.0
Chicken eggs.	01	7		-	-	-	-	-	-	-	-
Chicken eggs.	01	71		-	-	-	-	-	-	-	-
Eggs for fresh use.	01	7107	12/91	-	-	-	-	-	-	-	-
Breaker stock and checks and undergrades.	01	7108	12/91	-	-	-	-	-	-	-	-
Hay, hayseeds, and oilseeds.	01	8		278.540	290.787	277.003	291.500	272.956	-4.7	5.2	-6.4
Hay and hayseeds.	01	81		-	-	-	-	-	-	-	-
Hay and hayseeds.	01	8101		-	-	-	-	-	-	-	-
Oilseeds.	01	83		253.217	263.988	251.450	263.925	251.526	-4.7	5.0	-4.7
Oilseeds.	01	8301		253.217	263.988	251.450	263.925	251.526	-4.7	5.0	-4.7
Cereal and bakery products.	02	1		331.417	332.245	331.196	329.597	329.821	-0.3	-0.5	0.1
Bakery products.	02	11		-	-	-	-	-	-	-	-
Bread (white, wheat, rye, etc.), including frozen.			06/06	-	-	-	-	-	-	-	-
Rolls (bread-type), muffins, bagels, and croissants.	02	1105		-	-	-	-	-	-	-	-
Other sweet goods, excluding frozen.				-	-	-	-	-	-	-	-
Soft cakes, excluding frozen.	02	1108		-	-	-	-	-	-	-	-
Pies (fruit, cream, and custard), excluding frozen.				-	-	-	-	-	-	-	-

See footnotes at end of table.

Table 8. Producer price indexes and percentage changes for selected commodity and service groupings and individual items, seasonally adjusted — Continued
 [December 2023, Index base 1982=100, unless otherwise indicated]

Title	Commodity code		Other index base	Seasonally adjusted index ¹					Seasonally adjusted 1-month percent change ¹		
	Group code	Item code		Aug. 2023	Sept. 2023 ^P	Oct. 2023 ^P	Nov. 2023 ^P	Dec. 2023 ^P	Sept. to Oct. ^P	Oct. to Nov. ^P	Nov. to Dec. ^P
Cookies, crackers, and related products.....	02	1121		-	-	-	-	-	-	-	-
Retail bakery products, excluding retail trade.....	02	1130	06/14	161.038	162.735	162.297	162.882	162.741	-0.3	0.4	-0.1
Flour and flour base mixes and doughs.....	02	12		-	-	-	-	-	-	-	-
Wheat flour.....	02	1203		-	-	-	-	-	-	-	-
Flour base mixes and doughs.....	02	1204		-	-	-	-	-	-	-	-
Milled rice and byproducts.....	02	13		-	-	-	-	-	-	-	-
Head rice.....	02	1301		-	-	-	-	-	-	-	-
Milled rice (incl second heads, screenings, brewers, bran, sharps, rice flour, and byproducts).....	02	1302	06/84	-	-	-	-	-	-	-	-
Cereal and pasta products.....	02	14		320.031	318.201	316.736	311.467	310.478	-0.5	-1.7	-0.3
Dry macaroni, spaghetti, and egg noodle products, made from purchased flour.....	02	1402	06/85	-	-	-	-	-	-	-	-
Cereal and mill products, other than flour.....	02	1409	06/85	304.091	301.999	299.578	293.555	292.425	-0.8	-2.0	-0.4
Meats, poultry, and fish.....	02	2		226.825	232.410	234.248	229.046	228.345	0.8	-2.2	-0.3
Meats.....	02	21		232.941	236.424	239.113	240.069	238.375	1.1	0.4	-0.7
Beef and veal products, fresh or frozen.....	02	2101		287.689	296.034	301.455	306.927	307.056	1.8	1.8	0.0
Lamb/mutton, fresh or frozen, not canned or made into sausage, made in slaughtering plants.....	02	2103		-	-	-	-	-	-	-	-
Pork products, fresh, frozen, or processed, except sausage.....	02	2104		158.294	159.792	161.093	159.998	157.066	0.8	-0.7	-1.8
Other meats, fresh, frozen, or canned.....	02	2105		226.960	227.213	228.264	226.726	224.587	0.5	-0.7	-0.9
Processed poultry.....	02	22		171.401	181.979	182.937	166.420	167.197	0.5	-9.0	0.5
Young chickens, including bulk, chilled, frozen, whole, and in parts.....	02	2203		188.000	201.478	204.195	188.176	192.453	1.3	-7.8	2.3
Turkeys, including frozen, whole, and in parts.....	02	2206		-	-	-	-	-	-	-	-
Canned, cooked, smoked or prepared poultry.....	02	2208		-	-	-	-	-	-	-	-
Chicken hens and other poultry/small game.....			12/90	-	-	-	-	-	-	-	-
Unprocessed and prepared seafood.....	02	23		419.365	412.180	408.649	410.686	412.196	-0.9	0.5	0.4
Unprocessed finfish.....	02	2301		-	-	-	-	-	-	-	-
Unprocessed shellfish.....	02	2305	12/91	282.765	269.517	273.051	270.069	280.909	1.3	-1.1	4.0
Prepared fresh and frozen seafood.....			12/11	-	-	-	-	-	-	-	-
Dairy products.....	02	3		224.019	227.069	230.049	229.055	226.967	1.3	-0.4	-0.9
Fluid milk products.....	02	31		-	-	-	-	-	-	-	-
Packaged fluid milk and related products.....	02	3103	12/82	-	-	-	-	-	-	-	-
Cottage cheese.....	02	3104	12/82	-	-	-	-	-	-	-	-
Other milk products.....	02	3105	12/82	-	-	-	-	-	-	-	-
Bulk fluid milk and cream.....	02	3106	12/91	-	-	-	-	-	-	-	-
Butter.....	02	32		-	-	-	-	-	-	-	-
Butter.....	02	3201		-	-	-	-	-	-	-	-
Natural, processed, and imitation cheese.....	02	33		184.853	186.097	181.068	180.206	179.753	-2.7	-0.5	-0.3
Natural cheese, except cottage cheese.....	02	3302		175.951	176.938	171.824	170.425	170.368	-2.9	-0.8	0.0
Processed cheese and related products.....	02	3303		-	-	-	-	-	-	-	-
Cheese substitutes and imitations.....			06/88	-	-	-	-	-	-	-	-
Raw liquid whey.....			12/04	-	-	-	-	-	-	-	-
Ice cream and frozen desserts.....	02	34		-	-	-	-	-	-	-	-
Ice cream and frozen desserts.....			06/83	-	-	-	-	-	-	-	-
Dry, condensed, and evaporated milk products.....	02	35		-	-	-	-	-	-	-	-
Dry milk products, including feed grade.....	02	3502	12/83	-	-	-	-	-	-	-	-
Liquid milk products.....			12/83	-	-	-	-	-	-	-	-
Ice cream mixes and related products.....			06/02	-	-	-	-	-	-	-	-
Processed fruits and vegetables.....	02	4		-	-	-	-	-	-	-	-
Canned fruits and juices.....	02	41		-	-	-	-	-	-	-	-
Canned fruits, excluding baby foods.....	02	4101		-	-	-	-	-	-	-	-
Canned and fresh fruit juices, nectars, and concentrates.....	02	4102		-	-	-	-	-	-	-	-
Frozen fruits, juices and ades.....	02	42		-	-	-	-	-	-	-	-
Frozen fruits.....	02	4202		-	-	-	-	-	-	-	-
Canned vegetables and juices.....	02	44		-	-	-	-	-	-	-	-
Canned vegetables and juices.....	02	4401		-	-	-	-	-	-	-	-
Frozen vegetables.....	02	45		-	-	-	-	-	-	-	-
Frozen potato products (French-fried, patties, puffs, etc.).....	02	4502	12/90	330.309	341.057	338.927	335.985	338.879	-0.6	-0.9	0.9
Frozen vegetables, other than potato products.....	02	4505	12/90	-	-	-	-	-	-	-	-
Dried and dehydrated food.....			12/03	-	-	-	-	-	-	-	-
Dried and dehydrated food.....			12/03	-	-	-	-	-	-	-	-
Sugar and confectionery.....	02	5		-	-	-	-	-	-	-	-
Raw cane sugar and sugar cane mill products and byproducts.....				-	-	-	-	-	-	-	-
Raw cane sugar and sugarcane mill products and byproducts.....	02	5201		-	-	-	-	-	-	-	-
Refined sugar products and byproducts.....				-	-	-	-	-	-	-	-
Refined sugar products and byproducts.....	02	54	12/02	-	-	-	-	-	-	-	-
Confectionery materials.....	02	5401		-	-	-	-	-	-	-	-

See footnotes at end of table.

Table 8. Producer price indexes and percentage changes for selected commodity and service groupings and individual items, seasonally adjusted — Continued
 [December 2023, Index base 1982=100, unless otherwise indicated]

Title	Commodity code		Other index base	Seasonally adjusted index ¹					Seasonally adjusted 1-month percent change ¹		
	Group code	Item code		Aug. 2023	Sept. 2023 ^P	Oct. 2023 ^P	Nov. 2023 ^P	Dec. 2023 ^P	Sept. to Oct. ^P	Oct. to Nov. ^P	Nov. to Dec. ^P
Confectionery end products.....	02	55		-	-	-	-	-	-	-	-
Candy and nuts.....			06/83	-	-	-	-	-	-	-	-
Beverages and beverage materials.....	02	6		253.365	253.239	253.826	253.163	251.411	0.2	-0.3	-0.7
Alcoholic beverages.....	02	61		218.240	219.381	219.932	219.991	220.467	0.3	0.0	0.2
Malt beverages.....	02	6101		229.742	231.538	232.656	232.778	233.372	0.5	0.1	0.3
Distilled and bottled liquor, excluding brandy.....	02	6102		198.403	198.271	198.567	197.861	197.606	0.1	-0.4	-0.1
Wines, brandy, and brandy spirits.....			12/83	-	-	-	-	-	-	-	-
Soft drinks.....	02	62		-	-	-	-	-	-	-	-
Soft drinks, non-carbonated and bottled water.....				-	-	-	-	-	-	-	-
Soft drinks, bottle/can, carbonated, all types.....			12/11	-	-	-	-	-	-	-	-
Packaged beverage materials.....	02	63		-	-	-	-	-	-	-	-
Coffee (whole bean, ground, & instant).....	02	6301		-	-	-	-	-	-	-	-
Tea in consumer packages, exc. canned ice tea.....	02	6303		-	-	-	-	-	-	-	-
Other beverage materials.....	02	64		334.571	335.056	336.378	335.093	334.637	0.4	-0.4	-0.1
Other beverage materials.....	02	6401		334.571	335.056	336.378	335.093	334.637	0.4	-0.4	-0.1
Fats and oils.....	02	7		-	-	-	-	-	-	-	-
Shortening, cooking oil, and margarine.....	02	78		-	-	-	-	-	-	-	-
Shortening, cooking oil, and margarine.....	02	7801		-	-	-	-	-	-	-	-
Other oilseed processing.....	02	7A	12/04	-	-	-	-	-	-	-	-
Other oilseed processing.....	02	7A01	12/04	-	-	-	-	-	-	-	-
Corn oil, crude and refined.....			01/16	-	-	-	-	-	-	-	-
Corn oil, made by wet milling.....			01/16	-	-	-	-	-	-	-	-
Miscellaneous processed foods.....	02	8		-	-	-	-	-	-	-	-
Canned jams, jellies, and preserves.....	02	81		-	-	-	-	-	-	-	-
Canned jams, jellies, and preserves.....				-	-	-	-	-	-	-	-
Pickles and other pickled products, including horseradish.....	02	82		-	-	-	-	-	-	-	-
Pickles and other pickled products.....	02	8201		-	-	-	-	-	-	-	-
Specialty canning.....	02	84		-	-	-	-	-	-	-	-
Specialty canning.....	02	8401		-	-	-	-	-	-	-	-
Frozen specialty food.....	02	85		-	-	-	-	-	-	-	-
Frozen specialty food.....	02	8501		-	-	-	-	-	-	-	-
Prepared sauces, except tomato.....				-	-	-	-	-	-	-	-
Prepared sauces, excluding tomato-based sauces and sauces comprised of 20 percent or more meat.....				-	-	-	-	-	-	-	-
Other miscellaneous processed foods.....				-	-	-	-	-	-	-	-
Other miscellaneous processed foods.....				-	-	-	-	-	-	-	-
Prepared animal feeds.....	02	9		250.773	252.290	249.481	249.209	246.663	-1.1	-0.1	-1.0
Soybean cake, meal, and other byproducts.....	02	92		-	-	-	-	-	-	-	-
Soybean cake, meal, and byproducts.....	02	9201		-	-	-	-	-	-	-	-
Formula feeds.....	02	93		273.629	271.611	268.913	268.608	265.429	-1.0	-0.1	-1.2
Formula feeds.....	02	9301		273.629	271.611	268.913	268.608	265.429	-1.0	-0.1	-1.2
Miscellaneous feedstuffs.....	02	94		339.665	344.848	340.353	336.541	330.999	-1.3	-1.1	-1.6
Pet food.....	02	9402		-	-	-	-	-	-	-	-
Miscellaneous feedstuffs other than pet food.....	02	9403		315.907	324.270	315.162	308.034	296.538	-2.8	-2.3	-3.7
Synthetic fibers.....	03	1		-	-	-	-	-	-	-	-
Unprocessed filament yarns.....	03	15		-	-	-	-	-	-	-	-
Noncellulosic and cellulosic organic fibers.....			05/22	-	-	-	-	-	-	-	-
Processed yarns and threads.....	03	2		-	-	-	-	-	-	-	-
Yarns.....	03	26		-	-	-	-	-	-	-	-
Spun cotton yarns.....	03	2601		151.174	153.014	155.265	157.138	157.306	1.5	1.2	0.1
Spun synthetic yarns.....				-	-	-	-	-	-	-	-
Textured and twisted yarns.....	03	2604	12/88	-	-	-	-	-	-	-	-
Other spun noncellulosic and natural fiber (excluding cotton and wool) yarns.....	03	2607	06/08	-	-	-	-	-	-	-	-
Greige fabrics.....	03	3		-	-	-	-	-	-	-	-
Greige broadwoven fabrics.....	03	37		-	-	-	-	-	-	-	-
Greige manmade, silk, and other natural fiber (exc cotton/wool) broadwoven fabrics.....	03	3703		-	-	-	-	-	-	-	-
Greige knit fabrics.....	03	38		-	-	-	-	-	-	-	-
Weft (circular) knit fabrics, greige goods (excluding hosiery).....	03	3803		-	-	-	-	-	-	-	-
Warp knit fabrics, greige goods (excluding hosiery).....	03	3804		-	-	-	-	-	-	-	-
Tire cord and tire fabric.....	03	39	06/84	-	-	-	-	-	-	-	-
Tire cord and tire fabrics.....	03	3901	06/84	-	-	-	-	-	-	-	-
Finished fabrics.....	03	4		-	-	-	-	-	-	-	-
Finished broadwoven fabrics.....	03	42		-	-	-	-	-	-	-	-
Finished cotton broadwoven fabrics.....	03	4201		-	-	-	-	-	-	-	-

See footnotes at end of table.

Table 8. Producer price indexes and percentage changes for selected commodity and service groupings and individual items, seasonally adjusted — Continued
 [December 2023, Index base 1982=100, unless otherwise indicated]

Title	Commodity code		Other index base	Seasonally adjusted index ¹					Seasonally adjusted 1-month percent change ¹		
	Group code	Item code		Aug. 2023	Sept. 2023 ^P	Oct. 2023 ^P	Nov. 2023 ^P	Dec. 2023 ^P	Sept. to Oct. ^P	Oct. to Nov. ^P	Nov. to Dec. ^P
Finished manmade, silk, and other natural fiber (exc. cotton and wool) broadwoven fabrics.....	03	4203		-	-	-	-	-	-	-	-
Woven and braided narrow fabrics.....	03	44		-	-	-	-	-	-	-	-
Woven and braided narrow fabrics.....	03	4402	06/84	-	-	-	-	-	-	-	-
Nonwoven fabrics and felts.....	03	45		-	-	-	-	-	-	-	-
Nonwoven fabrics and felts.....	03	4503		-	-	-	-	-	-	-	-
Coated fabrics, not rubberized.....	03	46	06/85	-	-	-	-	-	-	-	-
Coated fabrics, not rubberized.....	03	4601	06/85	-	-	-	-	-	-	-	-
Screen printed textile materials, embroideries, and lace goods.....	03	47	06/85	222.544	223.263	223.468	222.302	222.553	0.1	-0.5	0.1
Screen printed textile and apparel materials and embroideries.....	03	4701	06/85	222.855	223.623	223.746	222.600	222.750	0.1	-0.5	0.1
Knit fabrics, finished in knitting mills.....			12/03	-	-	-	-	-	-	-	-
Weft (circular) knit fabrics, knit and finished in the same establishment (excluding hosiery).....			12/03	-	-	-	-	-	-	-	-
Warp knit goods, knit and finished in the same establishment.....			12/03	-	-	-	-	-	-	-	-
Apparel & other fabricated textile prods.....	03	8		-	-	-	-	-	-	-	-
Apparel.....	03	81		-	-	-	-	-	-	-	-
Miscellaneous apparel and accessories.....			12/83	-	-	-	-	-	-	-	-
Women's, girls', and infants' cut and sew apparel.....			12/03	-	-	-	-	-	-	-	-
Men's and boys' cut and sew apparel.....			12/03	-	-	-	-	-	-	-	-
Apparel made in knitting mills.....			12/03	-	-	-	-	-	-	-	-
Textile house furnishings.....	03	82		-	-	-	-	-	-	-	-
Textile house furnishings.....	03	8203	06/83	-	-	-	-	-	-	-	-
Industrial and other fabricated products.....				-	-	-	-	-	-	-	-
Industrial and other fabricated products.....	03	8303		-	-	-	-	-	-	-	-
Miscellaneous textile products/services.....	03	9	06/85	-	-	-	-	-	-	-	-
Miscellaneous textile products/services.....			09/18	-	-	-	-	-	-	-	-
Miscellaneous textile products/services.....			09/18	-	-	-	-	-	-	-	-
Hides and skins, incl. cattle.....	04	1		110.944	110.706	101.144	103.789	99.836	-8.6	2.6	-3.8
Hides and skins, incl. cattle.....	04	19	06/01	50.792	50.683	46.306	47.517	45.707	-8.6	2.6	-3.8
Hides, skins, and pelts, made in slaughtering plants.....	04	1901	06/01	50.792	50.683	46.306	47.517	45.707	-8.6	2.6	-3.8
Leather.....	04	2		202.035	200.777	201.453	200.682	200.668	0.3	-0.4	0.0
Finished and unfinished leather.....	04	27	12/97	110.756	110.066	110.437	110.014	110.007	0.3	-0.4	0.0
Finished and unfinished leather.....	04	2701	12/97	110.756	110.066	110.437	110.014	110.007	0.3	-0.4	0.0
Footwear.....	04	3		251.340	250.573	250.730	250.492	251.169	0.1	-0.1	0.3
Men's nonathletic footwear.....	04	31		293.824	292.590	292.473	292.118	293.101	0.0	-0.1	0.3
Men's footwear (size 6 and larger), excluding athletic.....	04	3105	12/93	204.904	204.025	203.964	203.712	204.396	0.0	-0.1	0.3
Women's nonathletic footwear.....	04	32		-	-	-	-	-	-	-	-
Women's footwear (size 4 and larger), excluding athletic.....	04	3205	12/93	-	-	-	-	-	-	-	-
Other footwear including slippers.....	04	39	12/02	-	-	-	-	-	-	-	-
Other footwear, excluding rubber and plastic soled footwear.....	04	3901	12/02	-	-	-	-	-	-	-	-
Other leather and related products.....	04	4		-	-	-	-	-	-	-	-
Luggage and small leather goods.....	04	41		-	-	-	-	-	-	-	-
Luggage and small leather goods.....	04	4101		-	-	-	-	-	-	-	-
Leather and leather-like goods, n.e.c.....	04	45	06/85	-	-	-	-	-	-	-	-
Leather and leather-like goods, n.e.c.....	04	4501	06/85	-	-	-	-	-	-	-	-
Coal.....	05	1		283.845	274.276	281.610	276.923	279.972	2.7	-1.7	1.1
Coal.....	05	13		283.845	274.276	281.610	276.923	279.972	2.7	-1.7	1.1
Coal.....	05	1301		283.845	274.276	281.610	276.923	279.972	2.7	-1.7	1.1
Gas fuels.....				-	-	-	-	-	-	-	-
Natural gas.....				-	-	-	-	-	-	-	-
Natural gas.....				-	-	-	-	-	-	-	-
Liquefied petroleum gas.....	05	32		-	-	-	-	-	-	-	-
Liquefied petroleum gas.....				-	-	-	-	-	-	-	-
Electric power.....	05	4		266.024	268.200	267.939	272.035	273.336	-0.1	1.5	0.5
Residential electric power.....	05	41	12/90	224.512	226.510	227.184	228.441	229.711	0.3	0.6	0.6
Residential electric power.....	05	4121	12/90	224.512	226.510	227.184	228.441	229.711	0.3	0.6	0.6
Commercial electric power.....	05	42		251.486	253.209	252.519	258.317	260.319	-0.3	2.3	0.8
Commercial electric power.....	05	4221	12/90	220.116	221.630	221.012	226.102	227.793	-0.3	2.3	0.7
Industrial electric power.....	05	43		300.564	300.979	302.654	309.617	312.082	0.6	2.3	0.8
Industrial electric power.....	05	4321	12/90	252.737	253.100	254.466	260.350	262.401	0.5	2.3	0.8
Transportation electric power.....	05	46	12/10	129.803	131.486	134.254	134.867	135.096	2.1	0.5	0.2
Transportation electric power.....	05	4621	12/10	129.803	131.486	134.254	134.867	135.096	2.1	0.5	0.2
Utility natural gas.....	05	5	12/90	262.737	260.570	258.004	268.281	265.963	-1.0	4.0	-0.9
Residential natural gas.....	05	51	12/90	270.592	270.262	266.713	276.379	275.663	-1.3	3.6	-0.3
Residential natural gas.....	05	5121	12/90	270.592	270.262	266.713	276.379	275.663	-1.3	3.6	-0.3

See footnotes at end of table.

Table 8. Producer price indexes and percentage changes for selected commodity and service groupings and individual items, seasonally adjusted — Continued
 [December 2023, Index base 1982=100, unless otherwise indicated]

Title	Commodity code		Other index base	Seasonally adjusted index ¹					Seasonally adjusted 1-month percent change ¹		
	Group code	Item code		Aug. 2023	Sept. 2023 ^P	Oct. 2023 ^P	Nov. 2023 ^P	Dec. 2023 ^P	Sept. to Oct. ^P	Oct. to Nov. ^P	Nov. to Dec. ^P
Commercial natural gas.....	05	52	12/90	251.541	247.071	252.395	266.315	264.842	2.2	5.5	-0.6
Commercial natural gas.....	05	5221	12/90	251.541	247.071	252.395	266.315	264.842	2.2	5.5	-0.6
Industrial natural gas.....	05	53	12/90	216.588	211.568	197.767	214.209	217.956	-6.5	8.3	1.7
Industrial natural gas.....	05	5321	12/90	216.588	211.568	197.767	214.209	217.956	-6.5	8.3	1.7
Natural gas to electric power.....	05	54	12/90	225.520	222.964	220.731	227.810	222.826	-1.0	3.2	-2.2
Natural gas to electric power.....	05	5421	12/90	225.520	222.964	220.731	227.810	222.826	-1.0	3.2	-2.2
Crude petroleum (domestic production).....	05	6		-	-	-	-	-	-	-	-
Crude petroleum (domestic production).....	05	61		-	-	-	-	-	-	-	-
Crude petroleum (domestic production).....	05	6101		-	-	-	-	-	-	-	-
Petroleum products, refined.....	05	7		327.978	341.877	303.141	289.759	275.995	-11.3	-4.4	-4.8
Gasoline.....	05	71		287.634	302.334	255.262	238.712	243.609	-15.6	-6.5	2.1
Unleaded premium gasoline.....	05	7103		310.640	331.381	286.234	265.460	274.503	-13.6	-7.3	3.4
Unleaded regular gasoline.....	05	7104		282.131	295.601	247.165	232.560	236.869	-16.4	-5.9	1.9
Unleaded mid-premium gasoline.....	05	7105	12/87	510.156	535.661	445.682	432.810	425.603	-16.8	-2.9	-1.7
Kerosene and jet fuels.....	05	72		-	-	-	-	-	-	-	-
Kerosene.....	05	7202		-	-	-	-	-	-	-	-
Jet fuel.....	05	7203		-	-	-	-	-	-	-	-
Light fuel oils.....	05	73		412.083	424.300	374.598	366.113	322.334	-11.7	-2.3	-12.0
Home heating oil and distillates.....	05	7302		300.105	327.175	290.198	265.360	252.621	-11.3	-8.6	-4.8
No. 2 diesel fuel.....	05	7303		438.494	449.844	397.028	389.693	341.371	-11.7	-1.8	-12.4
Residual fuels (heavy fuel oils, incl. #5, #6, & other residual fuels).....	05	74		-	-	-	-	-	-	-	-
Residual fuels (heavy fuel oils, incl. #5, #6, & other residual fuels).....	05	7407	06/85	-	-	-	-	-	-	-	-
Finished lubricants.....				-	-	-	-	-	-	-	-
Lubricating and similar oils.....	05	7604	06/85	-	-	-	-	-	-	-	-
Lubricating oil base stocks.....			06/09	-	-	-	-	-	-	-	-
Lubricating oil base stocks.....			06/09	-	-	-	-	-	-	-	-
Asphalt and other petroleum and coal products, n.e.c.....	05	8	12/84	345.449	383.049	441.105	394.119	346.893	15.2	-10.7	-12.0
Asphalt and other petroleum and coal products, n.e.c.....	05	81	12/84	345.449	383.049	441.105	394.119	346.893	15.2	-10.7	-12.0
Asphalt.....	05	8102	06/85	243.787	255.943	261.999	265.631	271.547	2.4	1.4	2.2
Other petroleum and coal products, including coke oven products, n.e.c.....			12/84	-	-	-	-	-	-	-	-
Industrial chemicals.....	06	1		305.936	310.225	316.331	309.096	304.684	2.0	-2.3	-1.4
Basic inorganic chemicals.....	06	13		-	-	-	-	-	-	-	-
Inorganic chemicals, other than alkalis and chlorine.....	06	1302		-	-	-	-	-	-	-	-
Alkalis and chlorine, including natural sodium carbonate and sulfate.....	06	1303		-	-	-	-	-	-	-	-
Basic organic chemicals.....	06	14		298.553	303.504	312.242	303.867	298.434	2.9	-2.7	-1.8
Primary basic organic chemicals.....				-	-	-	-	-	-	-	-
Cyclic intermediate chemicals and dyes.....				-	-	-	-	-	-	-	-
Other basic organics.....	06	1403		308.608	310.296	313.500	303.450	296.731	1.0	-3.2	-2.2
Paints and allied products.....	06	2		-	-	-	-	-	-	-	-
Prepared paint.....	06	21		-	-	-	-	-	-	-	-
Architectural coatings.....	06	2101		-	-	-	-	-	-	-	-
OEM finishes excluding marine coatings.....			06/83	-	-	-	-	-	-	-	-
Special purpose coatings, incl. marine, industrial & construction coatings.....	06	2103	06/83	-	-	-	-	-	-	-	-
Paint materials.....	06	22		-	-	-	-	-	-	-	-
Paint colors.....				-	-	-	-	-	-	-	-
Kaolin and ball clay.....	06	2204		-	-	-	-	-	-	-	-
Allied and miscellaneous paint products.....	06	23	06/83	-	-	-	-	-	-	-	-
Allied and miscellaneous paint products.....	06	2301	06/83	-	-	-	-	-	-	-	-
Drugs and pharmaceuticals.....	06	3		666.578	667.955	669.801	670.886	671.032	0.3	0.2	0.0
Medicinal and botanical chemicals, drugs, and other products.....	06	31		-	-	-	-	-	-	-	-
Medicinal and botanical chemicals, drugs, and other products.....			06/82	-	-	-	-	-	-	-	-
Veterinary pharmaceutical preparations.....				-	-	-	-	-	-	-	-
Pharmaceuticals for veterinary use.....			12/87	-	-	-	-	-	-	-	-
Biological products, including diagnostics.....	06	37		328.083	329.090	329.906	330.848	330.766	0.2	0.3	0.0
Biological products, excluding diagnostic, for veterinary, industrial, and all other misc. uses.....	06	3717	12/04	-	-	-	-	-	-	-	-
Diagnostics.....			06/09	-	-	-	-	-	-	-	-
Biological products, excluding diagnostic, for human use.....	06	3719	06/09	156.954	157.497	158.048	158.331	158.575	0.3	0.2	0.2
Pharmaceutical preparations.....	06	38	06/01	289.904	290.455	291.191	291.560	291.743	0.3	0.1	0.1
Pharmaceuticals affecting neoplasms, the endocrine system, & metabolic diseases.....	06	3801	06/01	315.197	315.671	316.083	316.537	316.967	0.1	0.1	0.1
Pharmaceuticals acting on the central nervous system and the sense organs.....	06	3802	06/01	344.787	346.267	347.226	347.806	348.296	0.3	0.2	0.1
Pharmaceuticals acting on the cardiovascular system.....	06	3803	06/01	448.887	449.600	449.365	449.944	450.858	-0.1	0.1	0.2
Pharmaceuticals acting on the respiratory system.....	06	3804	06/01	224.392	224.859	225.062	225.305	225.607	0.1	0.1	0.1
Pharmaceuticals acting on the digestive or the genito-urinary systems.....			06/01	-	-	-	-	-	-	-	-
Pharmaceuticals acting on the skin.....			06/01	-	-	-	-	-	-	-	-

See footnotes at end of table.

Table 8. Producer price indexes and percentage changes for selected commodity and service groupings and individual items, seasonally adjusted — Continued
 [December 2023, Index base 1982=100, unless otherwise indicated]

Title	Commodity code		Other index base	Seasonally adjusted index ¹					Seasonally adjusted 1-month percent change ¹		
	Group code	Item code		Aug. 2023	Sept. 2023 ^P	Oct. 2023 ^P	Nov. 2023 ^P	Dec. 2023 ^P	Sept. to Oct. ^P	Oct. to Nov. ^P	Nov. to Dec. ^P
Vitamin, nutrient, and hematinic preparations.....			06/01	-	-	-	-	-	-	-	-
Pharmaceuticals affecting parasitic and infective diseases.....	06	3808	06/01	-	-	-	-	-	-	-	-
Fats and oils, inedible.....	06	4		-	-	-	-	-	-	-	-
Fats and oils, inedible.....	06	41		-	-	-	-	-	-	-	-
Fats and oils, inedible.....	06	4101		-	-	-	-	-	-	-	-
Agricultural chemicals and chemical products.....	06	5		280.728	278.142	283.040	283.693	284.847	1.8	0.2	0.4
Mixed fertilizers.....	06	51		-	-	-	-	-	-	-	-
Mixed fertilizers.....	06	5105	06/86	-	-	-	-	-	-	-	-
Fertilizer materials.....	06	52		284.267	287.179	303.125	308.698	315.875	5.6	1.8	2.3
Nitrogenates.....	06	5201		325.883	324.244	341.990	347.427	353.938	5.5	1.6	1.9
Phosphates.....	06	5202		263.312	267.171	283.811	287.661	296.078	6.2	1.4	2.9
Other agricultural chemicals.....	06	53		-	-	-	-	-	-	-	-
Other agricultural chemicals.....	06	5301		-	-	-	-	-	-	-	-
Plastic resins and materials.....	06	6		263.198	264.314	257.768	262.021	265.572	-2.5	1.6	1.4
Thermoplastic resins and plastics materials.....	06	62		263.897	264.999	258.563	263.783	268.022	-2.4	2.0	1.6
Thermoplastic resins and plastics materials.....	06	6212	12/03	183.381	184.147	179.675	183.302	186.247	-2.4	2.0	1.6
Thermosetting resins and plastics materials.....	06	63		-	-	-	-	-	-	-	-
Thermosetting resins and plastics materials.....			12/98	-	-	-	-	-	-	-	-
Other chemicals and allied products.....	06	7		-	-	-	-	-	-	-	-
Soaps and detergents.....				-	-	-	-	-	-	-	-
Soaps and other detergents.....			06/83	-	-	-	-	-	-	-	-
Polish and other sanitation goods.....			06/83	-	-	-	-	-	-	-	-
Polish and other sanitation goods.....			06/83	-	-	-	-	-	-	-	-
Cosmetics and other toilet preparations.....	06	75		-	-	-	-	-	-	-	-
Shaving preparations.....	06	7502		-	-	-	-	-	-	-	-
Perfumes, toilet waters, and colognes.....	06	7503		-	-	-	-	-	-	-	-
Hair preparations (including shampoos).....	06	7504		-	-	-	-	-	-	-	-
Toothpastes, denture cleaners, and mouthwashes.....				-	-	-	-	-	-	-	-
Creams, lotions, and oils, excluding shaving, hair, and deodorant.....			06/99	-	-	-	-	-	-	-	-
Other cosmetics and toilet preparations.....			06/99	-	-	-	-	-	-	-	-
Misc. chemical prod. and preparations.....	06	79		-	-	-	-	-	-	-	-
Explosives and blasting accessories.....	06	7902		281.744	283.609	283.532	284.836	286.270	0.0	0.5	0.5
Industrial gases.....				-	-	-	-	-	-	-	-
Adhesives and sealants.....	06	7904	12/83	-	-	-	-	-	-	-	-
Surface active agents.....			12/83	-	-	-	-	-	-	-	-
Gum and wood chemicals, including wood distillation products.....			06/84	-	-	-	-	-	-	-	-
Other miscellaneous chemical products.....	06	7909		-	-	-	-	-	-	-	-
Rubber and rubber products.....	07	1		-	-	-	-	-	-	-	-
Synthetic rubber, inc. styrene-butadiene rubber (SBR) and ethylene propylene.....	07	11		-	-	-	-	-	-	-	-
Synthetic rubber.....	07	1102		-	-	-	-	-	-	-	-
Tires, tubes, tread, & repair materials.....	07	12		-	-	-	-	-	-	-	-
Tires.....				-	-	-	-	-	-	-	-
Tread rubber, tire sundries, and repair materials.....				-	-	-	-	-	-	-	-
Miscellaneous rubber products.....	07	13		-	-	-	-	-	-	-	-
Rubber and plastics footwear, including athletic footwear.....	07	1301		-	-	-	-	-	-	-	-
Rubber and plastic belts and belting.....	07	1303		351.929	352.602	352.453	352.884	353.448	0.0	0.1	0.2
Rubber and plastics hose.....	07	1304		-	-	-	-	-	-	-	-
Miscellaneous rubber products, n.e.c.....	07	1306	06/83	-	-	-	-	-	-	-	-
Plastic products.....	07	2		-	-	-	-	-	-	-	-
Plastic construction products.....	07	21		-	-	-	-	-	-	-	-
Plastics construction products.....	07	2106		-	-	-	-	-	-	-	-
Unsupported plastic film, sheet and other shapes.....	07	22		-	-	-	-	-	-	-	-
Unsupported plastics film, sheet, and other shapes.....	07	2205	12/82	-	-	-	-	-	-	-	-
Laminated plastic sheets, rods, and tubes.....	07	23		-	-	-	-	-	-	-	-
Laminated plastics plates, sheet (except packaging), and shapes.....	07	2304		-	-	-	-	-	-	-	-
Parts for manufacturing from plastics.....				-	-	-	-	-	-	-	-
Parts for transportation equipment.....				-	-	-	-	-	-	-	-
Other parts and components for manufacturing.....				-	-	-	-	-	-	-	-
Foam components for furniture.....	07	2603	12/82	-	-	-	-	-	-	-	-
Other plastic products.....			12/82	-	-	-	-	-	-	-	-
Other plastics products.....			12/82	-	-	-	-	-	-	-	-
Plastic packaging products.....			12/06	-	-	-	-	-	-	-	-
Plastics packaging products.....			12/06	-	-	-	-	-	-	-	-
Consumer, institutional, and commercial products, n.e.c.....			12/06	-	-	-	-	-	-	-	-
All other consumer, institutional, and commercial products.....			12/06	-	-	-	-	-	-	-	-

See footnotes at end of table.

Table 8. Producer price indexes and percentage changes for selected commodity and service groupings and individual items, seasonally adjusted — Continued
 [December 2023, Index base 1982=100, unless otherwise indicated]

Title	Commodity code		Other index base	Seasonally adjusted index ¹					Seasonally adjusted 1-month percent change ¹		
	Group code	Item code		Aug. 2023	Sept. 2023 ^P	Oct. 2023 ^P	Nov. 2023 ^P	Dec. 2023 ^P	Sept. to Oct. ^P	Oct. to Nov. ^P	Nov. to Dec. ^P
Recyclable plastics.....	07	2C	12/11	81.043	77.455	81.035	88.564	—	4.6	9.3	—
Recyclable plastics.....	07	2C01	12/11	81.043	77.455	81.035	88.564	—	4.6	9.3	—
Lumber.....	08	1		260.173	265.683	255.938	248.270	244.216	-3.7	-3.0	-1.6
Softwood lumber.....	08	11		274.258	277.762	269.760	254.380	248.379	-2.9	-5.7	-2.4
Softwood cut stock and dimension.....	08	1105		251.065	255.225	247.976	242.787	240.132	-2.8	-2.1	-1.1
Softwood lumber, not edge worked.....	08	1106	12/03	141.393	143.083	138.510	129.228	125.993	-3.2	-6.7	-2.5
Softwood lumber, made from purchased lumber.....	08	1107	12/03	256.658	261.511	263.066	268.777	263.698	0.6	2.2	-1.9
Hardwood lumber.....	08	12		—	—	—	—	—	—	—	—
Hardwood cut stock and dimension.....	08	1203		—	—	—	—	—	—	—	—
Hardwood flooring.....			06/84	—	—	—	—	—	—	—	—
Hardwood lumber, not edge worked.....	08	1205	12/03	—	—	—	—	—	—	—	—
Millwork.....	08	2		350.106	351.164	352.062	352.989	352.067	0.3	0.3	-0.3
General millwork.....	08	21		329.487	329.607	330.681	332.188	333.103	0.3	0.5	0.3
General millwork.....	08	2101		329.487	329.607	330.681	332.188	333.103	0.3	0.5	0.3
Prefabricated structural members.....	08	22		—	—	—	—	—	—	—	—
Prefabricated structural members.....	08	2201		—	—	—	—	—	—	—	—
Plywood.....	08	3		—	—	—	—	—	—	—	—
Softwood veneer and plywood.....	08	31		—	—	—	—	—	—	—	—
Softwood veneer and plywood.....				—	—	—	—	—	—	—	—
Hardwood veneer and plywood.....			12/05	—	—	—	—	—	—	—	—
Hardwood veneer and plywood.....			12/05	—	—	—	—	—	—	—	—
Other wood products.....	08	4		215.712	215.677	213.054	213.094	216.116	-1.2	0.0	1.4
Wood pallets and pallet containers, wood and metal combination.....	08	41		—	—	—	—	—	—	—	—
Wood pallets and pallet containers.....	08	4101		—	—	—	—	—	—	—	—
Wood boxes.....	08	42		—	—	—	—	—	—	—	—
Wood boxes.....	08	4201		—	—	—	—	—	—	—	—
Miscellaneous wood products.....	08	49		150.003	151.570	151.510	154.517	155.849	0.0	2.0	0.9
Wood ties, siding, shingles, and shakes, and contract sawing of logs owned by others.....			12/03	—	—	—	—	—	—	—	—
Sawn wood fence stock, wood lath, and contract resawing and planing.....			12/03	—	—	—	—	—	—	—	—
All other miscellaneous wood products.....	08	4909	06/84	233.122	236.011	235.845	241.586	244.379	-0.1	2.4	1.2
Logs, bolts, timber, pulpwood and wood chips.....	08	5		—	—	—	—	—	—	—	—
Logs, bolts, timber, pulpwood and wood chips.....	08	51		—	—	—	—	—	—	—	—
Logs, bolts, timber, pulpwood and wood chips.....	08	5105	12/11	—	—	—	—	—	—	—	—
Prefabricated wood buildings & components.....	08	6	12/84	382.809	383.827	386.671	385.577	386.878	0.7	-0.3	0.3
Prefabricated wood buildings & components.....	08	61	12/84	382.809	383.827	386.671	385.577	386.878	0.7	-0.3	0.3
Prefabricated wood buildings and components.....	08	6101	12/84	382.809	383.827	386.671	385.577	386.878	0.7	-0.3	0.3
Treated wood and contract wood preserving.....	08	7	06/85	—	—	—	—	—	—	—	—
Treated wood and contract wood preserving.....	08	71	06/85	—	—	—	—	—	—	—	—
Treated wood.....	08	7101	06/85	—	—	—	—	—	—	—	—
Contract wood preservation.....	08	7102	06/85	—	—	—	—	—	—	—	—
Pulp, paper, and prod., ex. bldg. paper.....	09	1		—	—	—	—	—	—	—	—
Wood pulp.....	09	11		—	—	—	—	—	—	—	—
Wood pulp.....	09	1105	06/06	—	—	—	—	—	—	—	—
Recyclable paper.....	09	12		—	—	—	—	—	—	—	—
News and other low grade recyclable paper.....	09	1201		—	—	—	—	—	—	—	—
Corrugated recyclable paper.....	09	1203		—	—	—	—	—	—	—	—
High grade recyclable paper (including pulp substitutes and deinking).....	09	1207	12/86	—	—	—	—	—	—	—	—
Paper.....	09	13		—	—	—	—	—	—	—	—
Writing and printing papers.....	09	1301		—	—	—	—	—	—	—	—
Newsprint.....				—	—	—	—	—	—	—	—
Packaging and industrial converting paper.....	09	1303		—	—	—	—	—	—	—	—
All other coated and processed papers.....			12/82	—	—	—	—	—	—	—	—
Paperboard.....	09	14		—	—	—	—	—	—	—	—
Corrugated paperboard in sheets and rolls, lined and unlined.....	09	1405		—	—	—	—	—	—	—	—
Paperboard, excluding corrugated paperboard in sheets and rolls.....	09	1411	12/82	—	—	—	—	—	—	—	—
Converted paper and paperboard products.....	09	15		—	—	—	—	—	—	—	—
Sanitary paper products, including stock.....	09	1501		—	—	—	—	—	—	—	—
Paper, plastic, and foil bags.....	09	1502		—	—	—	—	—	—	—	—
Paper boxes and containers.....	09	1503		—	—	—	—	—	—	—	—
Other corrugated and solid fiber products, including containers, pallets, pads, etc.....	09	1504		—	—	—	—	—	—	—	—
Office supplies and accessories.....	09	1506		—	—	—	—	—	—	—	—
Fiber cans, tubes, and similar fiber products.....	09	1507		—	—	—	—	—	—	—	—
Molded pulp goods, including egg cartons, florists pots, food trays, etc.....			06/85	—	—	—	—	—	—	—	—
Miscellaneous converted paper and paperboard products.....	09	1509	12/84	—	—	—	—	—	—	—	—

See footnotes at end of table.

Table 8. Producer price indexes and percentage changes for selected commodity and service groupings and individual items, seasonally adjusted — Continued
 [December 2023, Index base 1982=100, unless otherwise indicated]

Title	Commodity code		Other index base	Seasonally adjusted index ¹					Seasonally adjusted 1-month percent change ¹		
	Group code	Item code		Aug. 2023	Sept. 2023 ^P	Oct. 2023 ^P	Nov. 2023 ^P	Dec. 2023 ^P	Sept. to Oct. ^P	Oct. to Nov. ^P	Nov. to Dec. ^P
Pressure-sensitive products.....			12/82	-	-	-	-	-	-	-	-
Pressure-sensitive products.....			12/82	-	-	-	-	-	-	-	-
Building paper & building board mill prods.....	09	2		-	-	-	-	-	-	-	-
Hardboard, particleboard & fiberboard prods.....	09	22		-	-	-	-	-	-	-	-
Particleboard and fiberboard.....				-	-	-	-	-	-	-	-
Hardboard products.....			06/84	-	-	-	-	-	-	-	-
Publications, printed matter and printing material.....			06/09	-	-	-	-	-	-	-	-
Books printing.....	09	44	12/83	-	-	-	-	-	-	-	-
Books printing.....	09	4401	12/83	-	-	-	-	-	-	-	-
Manifold business forms printing.....			12/83	-	-	-	-	-	-	-	-
Manifold business forms printing.....			12/83	-	-	-	-	-	-	-	-
Commercial printing.....	09	47	06/82	-	-	-	-	-	-	-	-
Magazine and periodical printing.....	09	4701	06/82	-	-	-	-	-	-	-	-
Label and wrapper printing for packaging.....			06/82	-	-	-	-	-	-	-	-
Catalog and directory printing.....	09	4703	06/82	-	-	-	-	-	-	-	-
Advertising printing.....	09	4705	06/82	-	-	-	-	-	-	-	-
Other general job printing.....	09	4706	06/82	-	-	-	-	-	-	-	-
Other commercial printing, incl. screen, engraving, digital, & general job exc. labels/wrappers.....			12/88	-	-	-	-	-	-	-	-
Blankbooks, binders, and bookbinding work.....	09	48	06/85	-	-	-	-	-	-	-	-
Tradebinding and related work.....	09	4802	12/85	-	-	-	-	-	-	-	-
Services for the printing trade.....	09	49	06/85	-	-	-	-	-	-	-	-
Prepress services, including platemaking.....	09	4905	12/03	-	-	-	-	-	-	-	-
Iron and steel.....	10	1		331.196	326.825	323.153	324.315	329.851	-1.1	0.4	1.7
Iron ores.....	10	11		-	-	-	-	-	-	-	-
Iron ores.....	10	1105	12/97	-	-	-	-	-	-	-	-
Iron and steel scrap.....	10	12		575.740	580.226	589.276	621.510	614.385	1.6	5.5	-1.1
Carbon steel scrap.....	10	1211	12/86	536.478	540.267	548.092	580.720	567.438	1.4	6.0	-2.3
Stainless and other alloy steel scrap.....	10	1212	12/86	-	-	-	-	-	-	-	-
Cast iron scrap.....	10	1213	12/86	288.527	280.885	285.402	294.116	287.388	1.6	3.1	-2.3
Other ferrous scrap.....	10	1215	06/06	-	-	-	-	-	-	-	-
Foundry and forge shop products.....	10	15		-	-	-	-	-	-	-	-
Pressure and soil pipe and fittings, cast iron.....	10	1502		-	-	-	-	-	-	-	-
Other gray and ductile iron castings.....	10	1504		-	-	-	-	-	-	-	-
Standard and pearlitic malleable iron castings.....	10	1505		-	-	-	-	-	-	-	-
Steel investment castings.....	10	1506		-	-	-	-	-	-	-	-
Carbon steel castings, except investment.....	10	1507		-	-	-	-	-	-	-	-
High alloy steel castings, excluding investment.....	10	1508		-	-	-	-	-	-	-	-
Other alloy steel castings, except investment.....	10	1509		-	-	-	-	-	-	-	-
Other forge shop products.....	10	1513	06/82	-	-	-	-	-	-	-	-
Steel mill products.....	10	17		-	-	-	-	-	-	-	-
Semifinished steel mill products.....	10	1702	06/82	447.883	447.436	445.224	449.092	454.863	-0.5	0.9	1.3
Hot rolled steel bars, plates, and structural shapes.....	10	1704	06/82	292.869	289.768	289.878	288.756	297.090	0.0	-0.4	2.9
Steel wire.....	10	1705	06/82	-	-	-	-	-	-	-	-
Steel pipe and tube.....	10	1706	06/82	-	-	-	-	-	-	-	-
Cold rolled steel sheet and strip.....	10	1707	06/82	-	-	-	-	-	-	-	-
Cold finished steel bars and bar shapes.....	10	1708	06/82	-	-	-	-	-	-	-	-
Electrometallurgical ferroalloy products.....	10	1712	12/17	136.048	133.292	131.959	126.275	125.009	-1.0	-4.3	-1.0
Nonferrous metals.....	10	2		322.392	321.389	320.582	322.540	325.682	-0.3	0.6	1.0
Nonferrous metal ores.....			12/83	-	-	-	-	-	-	-	-
Primary nonferrous metals.....	10	22		-	-	-	-	-	-	-	-
Primary nonferrous metals.....				-	-	-	-	-	-	-	-
Nonferrous scrap.....	10	23		446.614	443.404	439.948	439.910	455.859	-0.8	0.0	3.6
Copper base scrap.....	10	2301		-	-	-	-	-	-	-	-
Aluminum base scrap.....	10	2302		253.584	253.820	257.688	267.027	269.408	1.5	3.6	0.9
Other nonferrous scrap (including lead, zinc and precious metals).....	10	2303		-	-	-	-	-	-	-	-
Secondary nonferrous metals.....	10	24		-	-	-	-	-	-	-	-
Secondary aluminum.....	10	2402		-	-	-	-	-	-	-	-
Secondary copper, alloyed and unalloyed.....	10	2403		-	-	-	-	-	-	-	-
Secondary precious metals.....				-	-	-	-	-	-	-	-
All other miscellaneous secondary nonferrous metals, including lead and zinc.....			06/11	-	-	-	-	-	-	-	-
Nonferrous mill shapes.....	10	25		-	-	-	-	-	-	-	-
Aluminum mill shapes.....				-	-	-	-	-	-	-	-
Copper and brass mill shapes.....	10	2502		-	-	-	-	-	-	-	-
Nickel and nickel-base alloy mill shapes.....	10	2504		-	-	-	-	-	-	-	-
Titanium and titanium-base alloy mill shapes.....				-	-	-	-	-	-	-	-

See footnotes at end of table.

Table 8. Producer price indexes and percentage changes for selected commodity and service groupings and individual items, seasonally adjusted — Continued
 [December 2023, Index base 1982=100, unless otherwise indicated]

Title	Commodity code		Other index base	Seasonally adjusted index ¹					Seasonally adjusted 1-month percent change ¹		
	Group code	Item code		Aug. 2023	Sept. 2023 ^P	Oct. 2023 ^P	Nov. 2023 ^P	Dec. 2023 ^P	Sept. to Oct. ^P	Oct. to Nov. ^P	Nov. to Dec. ^P
Other nonferrous mill shapes.....				-	-	-	-	-	-	-	-
Nonferrous wire and cable.....	10	26		-	-	-	-	-	-	-	-
Nonferrous wire and cable.....			12/82	-	-	-	-	-	-	-	-
Nonferrous forge shop products.....	10	27	12/83	214.573	214.405	217.304	219.329	221.004	1.4	0.9	0.8
Nonferrous forge shop products.....			12/83	214.573	214.405	217.304	219.329	221.004	1.4	0.9	0.8
Nonferrous foundry shop products.....	10	28		277.623	277.464	279.102	277.952	280.348	0.6	-0.4	0.9
Aluminum castings.....	10	2802		233.292	233.140	233.334	232.464	233.549	0.1	-0.4	0.5
Castings, nonferrous (except aluminum).....			12/11	-	-	-	-	-	-	-	-
Metal containers.....	10	3		-	-	-	-	-	-	-	-
Metal cans and can components.....	10	31		-	-	-	-	-	-	-	-
Steel cans and tinware end products.....	10	3102		-	-	-	-	-	-	-	-
Aluminum cans and can components.....	10	3103		-	-	-	-	-	-	-	-
Barrels, drums, pails and other metal containers.....	10	32		-	-	-	-	-	-	-	-
Barrels, drums, pails and other metal containers.....	10	3201		-	-	-	-	-	-	-	-
Hardware.....	10	4		-	-	-	-	-	-	-	-
Hardware, n.e.c.....	10	41		-	-	-	-	-	-	-	-
Builders' hardware.....	10	4101		-	-	-	-	-	-	-	-
Transportation equipment hardware.....				-	-	-	-	-	-	-	-
Furniture hardware.....				-	-	-	-	-	-	-	-
Other miscellaneous hardware.....			06/85	-	-	-	-	-	-	-	-
Hand and edge tools.....	10	42		-	-	-	-	-	-	-	-
Hand and edge tools.....	10	4201		-	-	-	-	-	-	-	-
Plumbing fixtures and fittings.....	10	5		336.244	336.305	336.503	337.835	338.648	0.1	0.4	0.2
Plumbing fixture fittings and trim.....	10	54		396.357	398.636	399.758	400.300	399.442	0.3	0.1	-0.2
Plumbing fixtures, fittings, and trim.....	10	5402		396.108	398.369	399.392	399.885	399.057	0.3	0.1	-0.2
Enameled iron & metal sanitary ware.....	10	56	12/86	-	-	-	-	-	-	-	-
Enameled iron and metal sanitary ware.....	10	5601	12/86	-	-	-	-	-	-	-	-
Heating equipment.....	10	6		-	-	-	-	-	-	-	-
Steam and hot water equipment.....	10	61		-	-	-	-	-	-	-	-
Steam and hot water equipment.....	10	6101		-	-	-	-	-	-	-	-
Furnaces and heaters, including parts.....	10	62		-	-	-	-	-	-	-	-
Furnaces and heaters, including parts.....	10	6201		-	-	-	-	-	-	-	-
Other heating equipment, non-electric, including parts.....	10	63		370.948	373.757	373.100	370.705	372.672	-0.2	-0.6	0.5
Other heating equipment, non-electric, including parts.....	10	6301		370.948	373.757	373.100	370.705	372.672	-0.2	-0.6	0.5
Domestic heating stoves.....	10	64		-	-	-	-	-	-	-	-
Domestic heating stoves.....	10	6401		-	-	-	-	-	-	-	-
Domestic water heaters.....	10	66		-	-	-	-	-	-	-	-
Domestic water heaters.....	10	6601		-	-	-	-	-	-	-	-
Fabricated structural metal products.....	10	7		362.334	363.920	366.045	367.426	373.376	0.6	0.4	1.6
Metal doors, sash, and trim.....	10	71		-	-	-	-	-	-	-	-
Metal doors and frames (except storm).....	10	7102	06/83	-	-	-	-	-	-	-	-
Metal windows (except storm sash).....			06/83	-	-	-	-	-	-	-	-
Metal molding and trim and store fronts.....			06/83	-	-	-	-	-	-	-	-
Metal combination screen, storm sash, and storm doors.....			06/83	-	-	-	-	-	-	-	-
Metal window and door screens (except combination screens) and metal weather strip.....			05/16	-	-	-	-	-	-	-	-
Metal tanks.....	10	72		-	-	-	-	-	-	-	-
Metal tanks.....	10	7201		-	-	-	-	-	-	-	-
Sheet metal products.....	10	73		-	-	-	-	-	-	-	-
Sheet metal products.....	10	7301		-	-	-	-	-	-	-	-
Structural, architectural, and pre-engineered metal products.....	10	74		356.297	357.240	359.655	362.626	373.477	0.7	0.8	3.0
Fabricated structural metal.....	10	7405		358.079	360.905	367.666	370.779	387.212	1.9	0.8	4.4
Custom roll form products.....	10	7407		-	-	-	-	-	-	-	-
Ornamental and architectural metal work.....			12/83	-	-	-	-	-	-	-	-
Fabricated metal pipe, tube, and fittings.....			12/11	-	-	-	-	-	-	-	-
Heat exchangers and steam condensers.....				-	-	-	-	-	-	-	-
Heat exchangers and steam condensers.....	10	7501		-	-	-	-	-	-	-	-
Fabricated steel plate.....	10	76		-	-	-	-	-	-	-	-
Fabricated steel plate.....	10	7601		-	-	-	-	-	-	-	-
Prefabricated metal buildings.....	10	79		-	-	-	-	-	-	-	-
Prefabricated metal building systems (excl. farm service bldgs, residential bldgs, and parts).....	10	7901		-	-	-	-	-	-	-	-
Farm service buildings and other prefabricated and portable buildings, steel and aluminum.....	10	7902		-	-	-	-	-	-	-	-
Panels, parts, and sections for prefabricated buildings, steel and aluminum.....				-	-	-	-	-	-	-	-
Miscellaneous metal products.....	10	8		-	-	-	-	-	-	-	-

See footnotes at end of table.

Table 8. Producer price indexes and percentage changes for selected commodity and service groupings and individual items, seasonally adjusted — Continued
 [December 2023, Index base 1982=100, unless otherwise indicated]

Title	Commodity code		Other index base	Seasonally adjusted index ¹					Seasonally adjusted 1-month percent change ¹		
	Group code	Item code		Aug. 2023	Sept. 2023 ^P	Oct. 2023 ^P	Nov. 2023 ^P	Dec. 2023 ^P	Sept. to Oct. ^P	Oct. to Nov. ^P	Nov. to Dec. ^P
Bolts, nuts, screws, rivets, and washers.....	10	81		-	-	-	-	-	-	-	-
Externally threaded fasteners, except aircraft types.....			06/82	-	-	-	-	-	-	-	-
Internally threaded fasteners, except aircraft types.....			06/82	-	-	-	-	-	-	-	-
Nonthreaded metal fasteners, except aircraft types.....			06/82	-	-	-	-	-	-	-	-
Aircraft fasteners, except plastics (including aerospace).....			06/82	-	-	-	-	-	-	-	-
Formed products, except fasteners, made by cold-, warm-, or hot-heading processes.....			06/82	-	-	-	-	-	-	-	-
Lighting fixtures.....	10	83		-	-	-	-	-	-	-	-
Residential electric lighting fixtures, except portable.....				-	-	-	-	-	-	-	-
Commercial, institutional and industrial electric lighting fixtures.....	10	8303		-	-	-	-	-	-	-	-
Other lighting equipment.....	10	8305		-	-	-	-	-	-	-	-
Ammunition, except for small arms.....			12/85	-	-	-	-	-	-	-	-
Ammunition, except for small arms.....			12/85	-	-	-	-	-	-	-	-
Ordnance and ordnance accessories, n.e.c.....			12/85	-	-	-	-	-	-	-	-
Ordnance and ordnance accessories, n.e.c.....			12/85	-	-	-	-	-	-	-	-
Fabricated ferrous wire products.....	10	88		-	-	-	-	-	-	-	-
Ferrous wire rope, cable, forms and strand.....			06/82	-	-	-	-	-	-	-	-
Ferrous wire cloth, other woven wire products.....	10	8807		-	-	-	-	-	-	-	-
Other fabricated ferrous wire products.....	10	8809		-	-	-	-	-	-	-	-
Steel nails, staples, tacks, spikes and brads.....			06/09	-	-	-	-	-	-	-	-
Other miscellaneous metal products.....	10	89		-	-	-	-	-	-	-	-
Wire springs.....				-	-	-	-	-	-	-	-
Other metal products.....	10	8905		-	-	-	-	-	-	-	-
Metal stampings n.e.c.....			06/84	-	-	-	-	-	-	-	-
Metal foil and leaf.....			12/84	-	-	-	-	-	-	-	-
Heavy gauge springs.....	10	8909		-	-	-	-	-	-	-	-
Agricultural machinery and equipment.....	11	1		318.194	319.152	318.706	316.664	317.385	-0.1	-0.6	0.2
Agricultural machinery and equipment.....	11	14	12/02	199.187	199.791	199.538	198.231	198.688	-0.1	-0.7	0.2
Commercial turf and grounds care equipment, including parts and attachments.....	11	1401	12/02	-	-	-	-	-	-	-	-
Farm plows, harrows, rollers, pulverizers, etc., and attachments.....			12/02	-	-	-	-	-	-	-	-
Farm dairy equipment, sprayers and dusters, farm blowers, and attachments.....			12/02	-	-	-	-	-	-	-	-
Planting, seeding, and fertilizing machinery and attachments.....	11	1405	12/02	-	-	-	-	-	-	-	-
Harvesting machinery (except hay and straw) and attachments.....	11	1406	12/82	-	-	-	-	-	-	-	-
Haying machinery and attachments.....	11	1407	12/82	334.848	331.316	330.546	330.939	330.383	-0.2	0.1	-0.2
All other farm machinery and equipment, excluding parts, including attachments.....			12/02	-	-	-	-	-	-	-	-
Parts for farm machinery, for sale separately.....			12/02	-	-	-	-	-	-	-	-
Construction machinery and equipment.....	11	2		-	-	-	-	-	-	-	-
Tractors and attachments, ex. parts.....			12/99	-	-	-	-	-	-	-	-
Construction machinery for mounting (excluding parts, winches, snow clearing attachments).....			12/99	-	-	-	-	-	-	-	-
Tractor shovel loaders (skid steer, wheel, crawler, and integral design backhoes).....	11	2A04		-	-	-	-	-	-	-	-
Construction wheel and crawler tractors, dozers, self-propelled log skidders, etc.....			12/03	-	-	-	-	-	-	-	-
Power cranes, draglines, & shovels (excavators) (incl. surface mining equipment) (excl. parts).....	11	2B	12/99	-	-	-	-	-	-	-	-
Power cranes, draglines, & shovels (excavators) (incl. surface mining equip.) (excluding parts).....	11	2B05	12/99	-	-	-	-	-	-	-	-
Mixers, pavers, and related equipment (excluding parts).....	11	2C		-	-	-	-	-	-	-	-
Mixers, pavers, and related equipment (excluding parts).....	11	2C01		-	-	-	-	-	-	-	-
Off-highway, equipment, ex. parts.....			12/99	-	-	-	-	-	-	-	-
Graders, rollers & compactors, rough-terrain forklifts, scrapers, trenchers, etc. (excl. parts).....			12/03	-	-	-	-	-	-	-	-
Misc. construction machinery and equipment.....	11	2J	12/05	-	-	-	-	-	-	-	-
Winches, aerial work platforms, and automotive wrecker hoists, including parts and attachments.....			12/05	-	-	-	-	-	-	-	-
Other construction machinery and equipment (excluding parts).....	11	2J03	12/03	-	-	-	-	-	-	-	-
Parts for construction machinery and equipment, sold separately.....			12/99	-	-	-	-	-	-	-	-
Parts for construction machinery and equipment, sold separately.....			12/99	-	-	-	-	-	-	-	-
Metalworking machinery and equipment.....	11	3		241.566	242.853	243.284	244.411	244.726	0.2	0.5	0.1
Power-driven handtools, including parts and attachments.....	11	32		239.041	239.626	238.513	239.197	239.638	-0.5	0.3	0.2
Power-driven handtools, including parts and attachments.....	11	3211	12/04	162.839	163.238	162.443	162.903	163.112	-0.5	0.3	0.1
Welding machines and equipment.....	11	33		395.017	395.375	398.022	398.586	399.255	0.7	0.1	0.2
Arc welding machines, components, and accessories, excluding electrodes and stud welding equip.....	11	3301		426.693	427.884	430.110	431.749	432.768	0.5	0.4	0.2
Resistance welders, components, accessories, and electrodes.....				-	-	-	-	-	-	-	-
Gas welding and cutting equipment, parts, attachments, and accessories.....	11	3304		-	-	-	-	-	-	-	-

See footnotes at end of table.

Table 8. Producer price indexes and percentage changes for selected commodity and service groupings and individual items, seasonally adjusted — Continued
 [December 2023, Index base 1982=100, unless otherwise indicated]

Title	Commodity code		Other index base	Seasonally adjusted index ¹					Seasonally adjusted 1-month percent change ¹		
	Group code	Item code		Aug. 2023	Sept. 2023 ^P	Oct. 2023 ^P	Nov. 2023 ^P	Dec. 2023 ^P	Sept. to Oct. ^P	Oct. to Nov. ^P	Nov. to Dec. ^P
Other welding equipment, components, and accessories (excluding arc, resistance, and gas).....			12/00	-	-	-	-	-	-	-	-
Industrial process furnaces and ovens.....	11	34		-	-	-	-	-	-	-	-
Industrial process furnaces and ovens, except parts and attachments.....	11	3407	12/04	-	-	-	-	-	-	-	-
Parts and attachments for industrial process furnaces and ovens.....			06/11	-	-	-	-	-	-	-	-
Cutting tools and accessories.....	11	35		-	-	-	-	-	-	-	-
Small cutting tools.....	11	3501		-	-	-	-	-	-	-	-
Other machine tool attachments and accessories.....	11	3505	06/83	274.394	275.593	276.004	279.026	279.182	0.1	1.1	0.1
Abrasive products.....	11	36		-	-	-	-	-	-	-	-
Nonmetallic sized grains, powders, and flour abrasives (incl. graded only)...				-	-	-	-	-	-	-	-
Nonmetallic abrasive products (including diamond abrasives).....	11	3603		-	-	-	-	-	-	-	-
Nonmetallic coated abrasive products and buffing wheels, polishing wheels, and laps.....	11	3605		-	-	-	-	-	-	-	-
Metal cutting machine tools.....	11	37		-	-	-	-	-	-	-	-
Other metal-cutting machine tools.....			12/09	-	-	-	-	-	-	-	-
Metal machining centers.....			12/09	-	-	-	-	-	-	-	-
Rebuilt metal-cutting machine tools and parts for metal-cutting machine tools.....			12/02	-	-	-	-	-	-	-	-
Metal forming machine tools.....	11	38		274.620	296.182	297.128	296.920	296.893	0.3	-0.1	0.0
Metal-forming machine tools (except rebuilt and parts).....	11	3826	12/09	136.792	153.140	153.653	153.698	153.772	0.3	0.0	0.0
Rebuilt metal-forming machine tools and parts for metal-forming machine tools.....			12/02	-	-	-	-	-	-	-	-
Tools, dies, jigs, fixtures & ind. molds.....				-	-	-	-	-	-	-	-
Special tools, dies, jigs, and fixtures.....				-	-	-	-	-	-	-	-
Industrial molds and mold boxes.....				-	-	-	-	-	-	-	-
Metalworking machinery n. e. c.....			06/83	-	-	-	-	-	-	-	-
Rolling mill and other metalworking machinery, including assembly machines.....			09/23	-	-	-	-	-	-	-	-
General purpose machinery and equipment.....	11	4		329.825	331.587	333.471	333.606	334.089	0.6	0.0	0.1
Pumps, compressors, and equipment.....	11	41		357.380	356.143	357.442	358.511	361.035	0.4	0.3	0.7
Industrial pumps, except hydraulic fluid power pumps.....	11	4102		378.234	373.738	373.969	376.228	377.955	0.1	0.6	0.5
Parts and attachments for air and gas compressors and vacuum pumps.....	11	4107	06/84	-	-	-	-	-	-	-	-
Domestic water systems.....	11	4113	12/03	-	-	-	-	-	-	-	-
Air and gas compressors and vacuum pumps.....	11	4115	06/05	-	-	-	-	-	-	-	-
Other pumps, including parts and attachments.....	11	4119	12/83	-	-	-	-	-	-	-	-
Elevators, escalators, and other lifts.....	11	42		-	-	-	-	-	-	-	-
Elevators and moving stairways.....				-	-	-	-	-	-	-	-
Parts and attachments for elevators and moving stairs (sold separately)....	11	4202		-	-	-	-	-	-	-	-
Fluid power equipment.....	11	43		359.263	362.213	370.348	363.724	364.208	2.2	-1.8	0.1
Fluid power pumps and parts.....	11	4301		289.238	292.333	292.979	293.615	293.787	0.2	0.2	0.1
Fluid power valves.....	11	4302		-	-	-	-	-	-	-	-
Fluid power cylinders, actuators, accumulators, cushions, & parts.....	11	4303		-	-	-	-	-	-	-	-
Fluid power hose and tube fittings.....				-	-	-	-	-	-	-	-
Parts for fluid power valves.....	11	4305	06/91	-	-	-	-	-	-	-	-
Industrial material handling equipment.....	11	44		-	-	-	-	-	-	-	-
Conveying equipment, except parts and accessories.....	11	4402		-	-	-	-	-	-	-	-
Industrial trucks, trailers, and stackers.....	11	4403		-	-	-	-	-	-	-	-
Hoists, overhead cranes, and monorail systems.....	11	4404		-	-	-	-	-	-	-	-
Parts and accessories for conveyors and conveying systems.....			09/18	-	-	-	-	-	-	-	-
Mechanical power transmission equipment.....	11	45		-	-	-	-	-	-	-	-
Speed changers, drives, gears.....	11	4501		-	-	-	-	-	-	-	-
Other power transmission equipment.....	11	4502	12/84	-	-	-	-	-	-	-	-
Scales and balances.....	11	46		-	-	-	-	-	-	-	-
Vehicle and industrial scales.....	11	4611	12/91	-	-	-	-	-	-	-	-
Retail, commercial, household, and mailing scales and balances.....	11	4612	12/91	-	-	-	-	-	-	-	-
Parts, attachments, and accessories for scales and balances.....	11	4613	12/91	-	-	-	-	-	-	-	-
Air purification equipment and industrial and commercial fans and blowers....	11	47		299.034	299.957	299.400	300.737	301.885	-0.2	0.4	0.4
Fan, blower, air purification equipment.....	11	4701		299.034	299.957	299.400	300.737	301.885	-0.2	0.4	0.4
Air conditioning and refrigeration equip.....	11	48		292.989	293.539	294.681	296.786	295.883	0.4	0.7	-0.3
Unitary air-conditioners, except air source heat pumps.....				-	-	-	-	-	-	-	-
Commercial refrigeration equipment.....	11	4803		406.986	410.351	409.797	412.391	413.079	-0.1	0.6	0.2
All other miscellaneous refrigeration and air-conditioning equipment.....	11	4806		-	-	-	-	-	-	-	-
Heat transfer equipment, including heat pumps.....	11	4807	12/11	171.291	171.027	172.443	173.812	173.256	0.8	0.8	-0.3
Parts and accessories for air conditioning and heat transfer equipment.....	11	4809	12/89	-	-	-	-	-	-	-	-
Refrigeration condensing units.....			01/19	-	-	-	-	-	-	-	-
Miscellaneous general purpose equipment.....	11	49		363.348	368.376	368.972	369.407	370.532	0.2	0.1	0.3
Metal valves, except fluid power.....	11	4902	12/82	436.674	437.746	442.477	443.627	446.442	1.1	0.3	0.6
Metal pipe fittings, flanges, and unions.....			12/82	-	-	-	-	-	-	-	-
Ball and roller bearings.....	11	4905		-	-	-	-	-	-	-	-

See footnotes at end of table.

Table 8. Producer price indexes and percentage changes for selected commodity and service groupings and individual items, seasonally adjusted — Continued
 [December 2023, Index base 1982=100, unless otherwise indicated]

Title	Commodity code		Other index base	Seasonally adjusted index ¹					Seasonally adjusted 1-month percent change ¹		
	Group code	Item code		Aug. 2023	Sept. 2023 ^P	Oct. 2023 ^P	Nov. 2023 ^P	Dec. 2023 ^P	Sept. to Oct. ^P	Oct. to Nov. ^P	Nov. to Dec. ^P
Industrial patterns.....	11	4907	12/84	-	-	-	-	-	-	-	-
Filters and strainers.....	11	4908	12/84	-	-	-	-	-	-	-	-
Other miscellaneous general purpose equipment.....	11	4911	12/84	261.475	261.652	260.838	261.771	261.755	-0.3	0.4	0.0
Electronic computers and computer equipment.....			02/23	-	-	-	-	-	-	-	-
Electronic computers.....			02/23	-	-	-	-	-	-	-	-
Electronic computers.....			02/23	-	-	-	-	-	-	-	-
Computer storage devices.....			12/04	-	-	-	-	-	-	-	-
Computer storage devices (except parts, attachments and accessories).....			12/04	-	-	-	-	-	-	-	-
Computer peripheral equipment and parts.....			12/98	-	-	-	-	-	-	-	-
Parts, attachments, and accessories for computer terminals and peripherals.....			12/98	-	-	-	-	-	-	-	-
Computer terminals (including POS and funds-transfer devices) and other computer peripherals.....			06/99	-	-	-	-	-	-	-	-
Special industry machinery and equipment.....	11	6		278.354	279.010	278.849	278.899	279.178	-0.1	0.0	0.1
Food products machinery.....	11	61		370.451	370.573	372.237	371.969	375.774	0.4	-0.1	1.0
Dairy and milk products plant machinery and equipment.....				-	-	-	-	-	-	-	-
Commercial food products machinery (except packaging and cooking equipment).....	11	6104		-	-	-	-	-	-	-	-
Industrial food products machinery for processing foods, beverages, & animal & fowl feed.....	11	6105	12/83	383.622	383.633	385.820	387.195	390.370	0.6	0.4	0.8
Textile machinery and equipment.....	11	62		-	-	-	-	-	-	-	-
Textile machinery (except parts, attachments, and accessories).....	11	6212	06/86	-	-	-	-	-	-	-	-
Textile machinery parts and attachments.....				-	-	-	-	-	-	-	-
Sawmill and woodworking machinery.....	11	63		-	-	-	-	-	-	-	-
Sawmill and woodworking machinery.....			12/04	-	-	-	-	-	-	-	-
Paper industries machinery.....	11	64	06/82	-	-	-	-	-	-	-	-
Paper industries machinery.....	11	6401	06/82	-	-	-	-	-	-	-	-
Printing trades machinery and equipment.....				-	-	-	-	-	-	-	-
Other printing machinery and equipment.....			12/82	-	-	-	-	-	-	-	-
Other special industry machinery.....	11	66		258.325	259.529	258.276	258.363	258.104	-0.5	0.0	-0.1
Plastics and rubber working machinery.....				-	-	-	-	-	-	-	-
Miscellaneous special industry machinery.....	11	6606		252.472	253.848	252.422	252.520	252.169	-0.6	0.0	-0.1
Packing, packaging, and bottling machinery and parts.....	11	67		-	-	-	-	-	-	-	-
Packing, packaging, and bottling machinery and parts.....			06/06	-	-	-	-	-	-	-	-
Service industry machinery and parts.....	11	68	06/82	-	-	-	-	-	-	-	-
Service industry machinery and parts.....	11	6801	06/82	-	-	-	-	-	-	-	-
Electrical machinery and equipment.....	11	7		134.439	134.461	134.554	134.658	134.786	0.1	0.1	0.1
Wiring devices.....	11	71		-	-	-	-	-	-	-	-
Current-carrying wiring devices.....	11	7101		-	-	-	-	-	-	-	-
Noncurrent-carrying wiring devices.....				-	-	-	-	-	-	-	-
Integrating and measuring instruments.....	11	72		-	-	-	-	-	-	-	-
Test equipment for electrical, radio, & communication circuits & motors.....			12/83	-	-	-	-	-	-	-	-
Motors, generators, motor generator sets.....	11	73		-	-	-	-	-	-	-	-
Fractional horsepower motors and generators.....	11	7303	06/83	217.255	216.404	216.681	216.709	216.957	0.1	0.0	0.1
Integral horsepower motors and generators (excluding land transportation types).....	11	7304	06/83	-	-	-	-	-	-	-	-
Parts and supplies for motors and generators.....			06/83	-	-	-	-	-	-	-	-
Other motors and generators.....	11	7311	06/06	-	-	-	-	-	-	-	-
Transformers and power regulators.....	11	74		-	-	-	-	-	-	-	-
Power and distribution transformers, except parts.....			12/99	-	-	-	-	-	-	-	-
Other transformers and parts for transformers.....			12/99	-	-	-	-	-	-	-	-
Switchgear, switchboard, industrial controls equipment.....	11	75		-	-	-	-	-	-	-	-
Industrial controls and related parts and accessories.....	11	7507		-	-	-	-	-	-	-	-
Switchgear and switchboard apparatus.....			06/05	-	-	-	-	-	-	-	-
Communications and related equipment and miscellaneous electronic systems & equipment.....	11	76	12/85	131.637	131.722	131.847	132.046	132.429	0.1	0.2	0.3
Telephone and wireline data networking equipment.....	11	7601	12/85	-	-	-	-	-	-	-	-
Other communications and related equipment, including broadcast and wireless.....	11	7603	06/13	109.389	109.516	109.739	109.965	110.065	0.2	0.2	0.1
Electronic systems and equipment, n.e.c.....			12/03	-	-	-	-	-	-	-	-
Search, detection, navigation & guidance systems and equipment.....	11	7606	06/04	162.116	162.142	162.139	162.862	163.517	0.0	0.4	0.4
Electric lamp bulbs, tubes, and components.....	11	77		-	-	-	-	-	-	-	-
Electric lamp bulbs, tubes, and components.....			12/04	-	-	-	-	-	-	-	-
Electronic components and accessories.....	11	78		67.910	67.871	67.834	67.785	67.706	-0.1	-0.1	-0.1
Relays for electronic circuitry, industrial control overload, and switchgear type.....	11	7821		-	-	-	-	-	-	-	-
Switches, mechanical, for electronic circuitry.....	11	7822	06/82	-	-	-	-	-	-	-	-
Connectors for electronic circuitry.....	11	7824		256.053	256.514	256.567	258.124	259.285	0.0	0.6	0.4
Filters, crystals, and transducers.....			06/82	-	-	-	-	-	-	-	-

See footnotes at end of table.

Table 8. Producer price indexes and percentage changes for selected commodity and service groupings and individual items, seasonally adjusted — Continued
 [December 2023, Index base 1982=100, unless otherwise indicated]

Title	Commodity code		Other index base	Seasonally adjusted index ¹					Seasonally adjusted 1-month percent change ¹		
	Group code	Item code		Aug. 2023	Sept. 2023 ^P	Oct. 2023 ^P	Nov. 2023 ^P	Dec. 2023 ^P	Sept. to Oct. ^P	Oct. to Nov. ^P	Nov. to Dec. ^P
Integrated microcircuits.....			06/05	-	-	-	-	-	-	-	-
Other semiconductor and related devices.....	11	7847	06/05	77.887	77.770	78.022	76.537	76.547	0.3	-1.9	0.0
Bare printed circuit boards.....			12/00	-	-	-	-	-	-	-	-
Electronic coils, transformers, and other inductors.....	11	7853	06/82	-	-	-	-	-	-	-	-
Capacitors and resistors for electronic circuitry.....			12/22	-	-	-	-	-	-	-	-
Microwave components, electron tubes, and other electronic components, n.e.c.....			06/00	-	-	-	-	-	-	-	-
Printed circuit assemblies, loaded boards, modules and consumer external modems.....	11	7861	06/82	-	-	-	-	-	-	-	-
Miscellaneous electrical machinery and equipment.....				-	-	-	-	-	-	-	-
Storage batteries.....				-	-	-	-	-	-	-	-
Primary batteries.....				-	-	-	-	-	-	-	-
Carbon and graphite products.....	11	7903		-	-	-	-	-	-	-	-
X-ray and electromedical equipment.....	11	7905		-	-	-	-	-	-	-	-
Miscellaneous electrical industrial apparatus.....			12/85	-	-	-	-	-	-	-	-
All other electrical equipment and components, except industrial.....			12/06	-	-	-	-	-	-	-	-
Miscellaneous instruments.....	11	8		249.325	249.576	250.233	250.706	250.309	0.3	0.2	-0.2
Automatic environmental controls for monitoring residential, commercial, and appliance use.....	11	81		-	-	-	-	-	-	-	-
Automatic environmental controls for monitoring residential, commercial, and appliance use.....	11	8105	12/03	-	-	-	-	-	-	-	-
Industrial process control instruments.....	11	82	06/83	288.346	289.272	290.806	291.644	291.438	0.5	0.3	-0.1
Industrial process control instruments.....	11	8201	06/83	288.346	289.272	290.806	291.644	291.438	0.5	0.3	-0.1
Fluid meters and counting devices.....	11	84	12/85	-	-	-	-	-	-	-	-
Fluid meters and counting devices.....	11	8401	12/85	-	-	-	-	-	-	-	-
Engineering and scientific instruments.....	11	85	12/85	287.520	288.540	289.697	290.348	287.473	0.4	0.2	-1.0
Aeronautical, nautical, and navigational instruments.....	11	8501	12/85	324.507	325.816	327.956	328.748	323.956	0.7	0.2	-1.5
Hospital beds and specialized hospital furniture.....			12/11	-	-	-	-	-	-	-	-
Measuring instruments and lenses.....	11	86	12/85	171.658	172.506	172.673	173.228	173.392	0.1	0.3	0.1
Sighting, tracking, and fire-control equipment, optical type.....	11	8601	12/85	-	-	-	-	-	-	-	-
All other miscellaneous optical instruments and lenses.....	11	8602	12/85	-	-	-	-	-	-	-	-
Laboratory analytical instruments.....	11	8603	12/85	182.782	183.817	183.957	184.336	184.659	0.1	0.2	0.2
Measuring & controlling devices, n.e.c.....	11	89	06/85	199.652	200.138	200.708	200.908	201.251	0.3	0.1	0.2
Aircraft engine instruments.....			06/85	-	-	-	-	-	-	-	-
Nuclear radiation detection & monitoring instruments.....	11	8904	06/85	248.766	250.234	250.501	249.824	248.873	0.1	-0.3	-0.4
Physical properties and kinematic testing equipment.....			06/04	-	-	-	-	-	-	-	-
Commercial, geophysical, meteorological, surveying, drafting & general-purpose instruments.....			06/04	-	-	-	-	-	-	-	-
Miscellaneous machinery.....	11	9		-	-	-	-	-	-	-	-
Oil field and gas field machinery.....	11	91		-	-	-	-	-	-	-	-
Oil and gas field drilling, surveying, and cementing machinery (except parts sold separately).....	11	9102		-	-	-	-	-	-	-	-
Oil field and gas field production machinery (except pumps and parts sold separately).....				-	-	-	-	-	-	-	-
Parts and attachments for oil and gas field machinery and equipment.....			12/10	-	-	-	-	-	-	-	-
Mining machinery and equipment.....	11	92		-	-	-	-	-	-	-	-
Mining machinery and equipment (except parts sold separately).....			09/19	-	-	-	-	-	-	-	-
Parts and attachments for mining machinery and equipment (sold separately).....	11	9253		337.357	337.394	339.442	342.115	343.610	0.6	0.8	0.4
Internal combustion engines.....	11	94		-	-	-	-	-	-	-	-
Diesel, semidiesel, and dual-fuel engines (except automotive).....	11	9407	12/82	-	-	-	-	-	-	-	-
Diesel, semidiesel, and dual-fuel engines for automobiles, trucks, and buses.....	11	9408	12/82	-	-	-	-	-	-	-	-
Parts & accessories for internal combustion engines, ex. aircraft & gasoline automotive engines.....	11	9413		246.684	248.203	246.737	248.005	248.987	-0.6	0.5	0.4
Machine shop products.....	11	95		-	-	-	-	-	-	-	-
Machine shop products.....			06/84	-	-	-	-	-	-	-	-
Turbines and turbine generator sets.....			06/87	-	-	-	-	-	-	-	-
Turbines and turbine generator sets (excluding parts).....			06/87	-	-	-	-	-	-	-	-
Parts & accessories for turbines, turbine generators, and turbine generator sets.....			09/15	-	-	-	-	-	-	-	-
Parts & accessories for turbines, turbine generators, and turbine generator sets.....			09/15	-	-	-	-	-	-	-	-
Household furniture.....	12	1		-	-	-	-	-	-	-	-
Metal household furniture.....	12	11		-	-	-	-	-	-	-	-
Metal household furniture.....				-	-	-	-	-	-	-	-
Wood household furniture (nonupholstered).....	12	12		-	-	-	-	-	-	-	-
Wood household furniture (nonupholstered).....			12/22	-	-	-	-	-	-	-	-
Upholstered household furniture.....	12	13		-	-	-	-	-	-	-	-
Upholstered household furniture.....	12	1301		-	-	-	-	-	-	-	-

See footnotes at end of table.

Table 8. Producer price indexes and percentage changes for selected commodity and service groupings and individual items, seasonally adjusted — Continued
 [December 2023, Index base 1982=100, unless otherwise indicated]

Title	Commodity code		Other index base	Seasonally adjusted index ¹					Seasonally adjusted 1-month percent change ¹		
	Group code	Item code		Aug. 2023	Sept. 2023 ^P	Oct. 2023 ^P	Nov. 2023 ^P	Dec. 2023 ^P	Sept. to Oct. ^P	Oct. to Nov. ^P	Nov. to Dec. ^P
Bedding.....	12	14		-	-	-	-	-	-	-	-
Bedding.....				-	-	-	-	-	-	-	-
Metal porch, lawn, outdoor & casual furniture.....	12	15		362.996	360.426	362.374	362.933	364.808	0.5	0.2	0.5
Porch and lawn furniture.....	12	1501		362.996	360.426	362.374	362.933	364.808	0.5	0.2	0.5
Nonupholstered household furniture, except wood and metal.....			12/85	-	-	-	-	-	-	-	-
Nonupholstered household furniture, except wood and metal.....			12/85	-	-	-	-	-	-	-	-
Commercial furniture.....	12	2		-	-	-	-	-	-	-	-
Wood office furniture and store fixtures.....	12	21		-	-	-	-	-	-	-	-
Wood office furniture and store fixtures.....				-	-	-	-	-	-	-	-
Nonwood furniture and store fixtures.....	12	22		-	-	-	-	-	-	-	-
Nonwood commercial storage units, files, and tables.....				-	-	-	-	-	-	-	-
Nonwood commercial furniture.....				-	-	-	-	-	-	-	-
Nonwood partitions and fixtures.....			12/83	-	-	-	-	-	-	-	-
Public building furniture.....			12/84	-	-	-	-	-	-	-	-
Public building furniture.....			12/84	-	-	-	-	-	-	-	-
Commercial furniture and fixtures, n.e.c.....	12	24	12/85	286.617	287.665	288.002	289.416	290.684	0.1	0.5	0.4
Commercial furniture and fixtures, n.e.c.....	12	2401	12/85	286.617	287.665	288.002	289.416	290.684	0.1	0.5	0.4
Floor coverings.....	12	3		-	-	-	-	-	-	-	-
Carpets and rugs.....	12	31		-	-	-	-	-	-	-	-
Carpet and rugs.....				-	-	-	-	-	-	-	-
Resilient floor coverings.....	12	32		-	-	-	-	-	-	-	-
Resilient floor coverings.....	12	3201		-	-	-	-	-	-	-	-
Household appliances.....	12	4		-	-	-	-	-	-	-	-
Major appliances.....	12	41		-	-	-	-	-	-	-	-
Household cooking appliances.....				-	-	-	-	-	-	-	-
Household refrigeration equipment.....				-	-	-	-	-	-	-	-
Other major household appliances including room air-conditioners.....	12	4104		-	-	-	-	-	-	-	-
Household vacuum cleaners, including parts and attachments.....	12	43		-	-	-	-	-	-	-	-
Household vacuum cleaners and other floor care machines (including parts and attachments).....	12	4301		-	-	-	-	-	-	-	-
Electric housewares and fans.....	12	44		-	-	-	-	-	-	-	-
Parts and attachments for small electric household appliances, including fan parts.....			12/82	-	-	-	-	-	-	-	-
Small electric household appliances, including fans.....			05/21	-	-	-	-	-	-	-	-
Portable residential lighting fixtures, including parts and accessories.....	12	45		-	-	-	-	-	-	-	-
Portable residential lighting fixtures, including parts and accessories.....				-	-	-	-	-	-	-	-
Home electronic equipment.....	12	5		-	-	-	-	-	-	-	-
Speakers and commercial sound equipment.....	12	57	12/03	-	-	-	-	-	-	-	-
Speakers and commercial sound equipment.....	12	5707	12/03	-	-	-	-	-	-	-	-
Other home electronic equipment.....			06/04	-	-	-	-	-	-	-	-
Other home electronic equipment, including television receivers and automotive A/V equipment.....			01/17	-	-	-	-	-	-	-	-
Other household durable goods.....	12	6		-	-	-	-	-	-	-	-
Vitreous china, fine earthenware, and other pottery products.....	12	61		-	-	-	-	-	-	-	-
Vitreous china, porcelain, and earthenware table and kitchenware and other pottery products.....	12	6101		-	-	-	-	-	-	-	-
Mirrors (decorated and undecorated).....				-	-	-	-	-	-	-	-
Mirrors (decorated and undecorated), made from purchased glass.....				-	-	-	-	-	-	-	-
Lawn/garden equipment.....	12	66		-	-	-	-	-	-	-	-
Parts and attachments for consumer lawn, garden, and snow equipment.....			12/82	-	-	-	-	-	-	-	-
Consumer lawn, garden, and snow equipment.....			05/18	-	-	-	-	-	-	-	-
Cutlery, flatware (except precious), razors and razor blades.....	12	67		-	-	-	-	-	-	-	-
Cutlery, flatware (except precious), razors and razor blades.....	12	6701		-	-	-	-	-	-	-	-
Metal kitchen utensil, pots, and pans.....				-	-	-	-	-	-	-	-
Metal kitchen utensil, pots, and pans.....				-	-	-	-	-	-	-	-
Window shades, blinds, and accessories.....	12	69	06/84	-	-	-	-	-	-	-	-
Window shades, blinds, and accessories.....	12	6901	06/84	-	-	-	-	-	-	-	-
Glass.....				-	-	-	-	-	-	-	-
Flat glass.....	13	11		-	-	-	-	-	-	-	-
Specialty glass.....	13	1107		-	-	-	-	-	-	-	-
Flat glass (float, sheet, and plate process).....			12/22	-	-	-	-	-	-	-	-
Other finished glassware.....	13	13	06/83	-	-	-	-	-	-	-	-
Pressed and blown glassware.....	13	1301	06/83	-	-	-	-	-	-	-	-
Concrete ingredients and related products.....	13	2		406.529	408.924	409.532	411.726	414.247	0.1	0.5	0.6
Construction sand, gravel, and crushed stone.....	13	21		460.887	462.971	464.556	466.796	469.679	0.3	0.5	0.6
Construction sand, gravel and crushed stone.....	13	2101		460.887	462.971	464.556	466.796	469.679	0.3	0.5	0.6
Cement, hydraulic.....	13	22		333.542	336.707	335.502	337.772	339.793	-0.4	0.7	0.6

See footnotes at end of table.

Table 8. Producer price indexes and percentage changes for selected commodity and service groupings and individual items, seasonally adjusted — Continued
 [December 2023, Index base 1982=100, unless otherwise indicated]

Title	Commodity code		Other index base	Seasonally adjusted index ¹					Seasonally adjusted 1-month percent change ¹		
	Group code	Item code		Aug. 2023	Sept. 2023 ^P	Oct. 2023 ^P	Nov. 2023 ^P	Dec. 2023 ^P	Sept. to Oct. ^P	Oct. to Nov. ^P	Nov. to Dec. ^P
Cement, hydraulic.....	13	2201		333.542	336.707	335.502	337.772	339.793	-0.4	0.7	0.6
Concrete products.....	13	3		368.452	372.473	374.918	376.287	376.556	0.7	0.4	0.1
Concrete block and brick.....	13	31		360.315	359.546	365.637	367.205	373.203	1.7	0.4	1.6
Structural concrete block.....	13	3111		378.299	374.149	384.837	387.062	391.605	2.9	0.6	1.2
Decorative concrete block.....	13	3121		316.204	316.368	321.424	323.689	325.534	1.6	0.7	0.6
Concrete brick.....				-	-	-	-	-	-	-	-
Concrete pavers.....	13	3141		303.240	303.492	306.216	306.870	313.462	0.9	0.2	2.1
Concrete pipe.....				-	-	-	-	-	-	-	-
Concrete pipe.....				-	-	-	-	-	-	-	-
Ready-mix concrete.....	13	33		366.265	371.260	374.247	374.679	373.934	0.8	0.1	-0.2
Ready-mix concrete.....	13	3301		366.265	371.260	374.247	374.679	373.934	0.8	0.1	-0.2
Precast concrete products.....	13	34		384.206	387.478	387.223	388.976	389.950	-0.1	0.5	0.3
Precast concrete products.....	13	3401		384.206	387.478	387.223	388.976	389.950	-0.1	0.5	0.3
Prestressed concrete products.....				-	-	-	-	-	-	-	-
Prestressed concrete products.....				-	-	-	-	-	-	-	-
Clay construction products ex. refractories.....	13	4		-	-	-	-	-	-	-	-
Brick and structural clay tile.....	13	42	12/84	-	-	-	-	-	-	-	-
Building or common brick.....	13	4201	12/84	-	-	-	-	-	-	-	-
Glazed brick and other brick (paving, floor, and sewer).....	13	4202	12/84	-	-	-	-	-	-	-	-
Clay floor and wall tile, glazed and unglazed.....	13	44		-	-	-	-	-	-	-	-
Clay floor and wall tile, glazed and unglazed (including quarry tile and ceramic mosaic tile).....				-	-	-	-	-	-	-	-
Structural clay products, n.e.c.....	13	45		-	-	-	-	-	-	-	-
Structural clay products, n.e.c.....	13	4501		-	-	-	-	-	-	-	-
Refractories.....	13	5		-	-	-	-	-	-	-	-
Clay refractories.....	13	52		-	-	-	-	-	-	-	-
Clay refractories.....	13	5201		-	-	-	-	-	-	-	-
Nonclay refractories.....	13	53		-	-	-	-	-	-	-	-
Nonclay refractories (excluding dead-burned magnesia).....	13	5301		-	-	-	-	-	-	-	-
Asphalt felts and coatings.....	13	6		-	-	-	-	-	-	-	-
Prepared asphalt and tar roofing and siding products.....	13	61		-	-	-	-	-	-	-	-
Prepared asphalt and tar roofing and siding products.....	13	6101		-	-	-	-	-	-	-	-
Roofing asphalts, pitches, coatings, and cement.....	13	62		-	-	-	-	-	-	-	-
Roofing asphalts, pitches, coatings, and cement.....	13	6201		-	-	-	-	-	-	-	-
Gypsum products.....	13	7		454.085	455.757	458.457	461.128	463.440	0.6	0.6	0.5
Gypsum products.....	13	71		454.085	455.757	458.457	461.128	463.440	0.6	0.6	0.5
Gypsum products.....	13	7101		454.085	455.757	458.457	461.128	463.440	0.6	0.6	0.5
Glass containers.....	13	8		283.872	277.295	277.950	273.853	274.842	0.2	-1.5	0.4
Glass containers.....	13	81		283.872	277.295	277.950	273.853	274.842	0.2	-1.5	0.4
Glass containers (including value of packaging).....	13	8101		283.872	277.295	277.950	273.853	274.842	0.2	-1.5	0.4
Other nonmetallic minerals.....	13	9		315.831	317.535	319.004	322.043	323.287	0.5	1.0	0.4
Insulation materials.....	13	92		-	-	-	-	-	-	-	-
Mineral wool for thermal and acoustical envelope insulation.....	13	9201		-	-	-	-	-	-	-	-
Mineral wool for industrial, equipment, and appliance insulation.....				-	-	-	-	-	-	-	-
Paving mixtures and blocks.....	13	94		388.266	391.861	395.769	401.542	404.423	1.0	1.5	0.7
Paving mixtures and blocks.....	13	9401		388.266	391.861	395.769	401.542	404.423	1.0	1.5	0.7
Cut stone and stone products.....			12/84	-	-	-	-	-	-	-	-
Cut stone and stone products.....			12/84	-	-	-	-	-	-	-	-
Gaskets, packing, and sealing devices.....	13	98	12/85	-	-	-	-	-	-	-	-
Gaskets and gasketing material.....	13	9801	12/85	-	-	-	-	-	-	-	-
Packing and sealing.....	13	9802	12/85	-	-	-	-	-	-	-	-
Nonmetallic minerals and products, n.e.c.....	13	99	06/82	-	-	-	-	-	-	-	-
Clay and stone mining and quarrying.....	13	9902	06/84	-	-	-	-	-	-	-	-
All other nonmetallic mineral products.....	13	9903	12/85	236.191	236.989	237.277	238.320	239.549	0.1	0.4	0.5
Motor vehicles and equipment.....	14	1		169.509	169.873	169.748	170.070	169.785	-0.1	0.2	-0.2
Motor vehicles.....	14	11		171.276	171.872	171.459	172.018	170.966	-0.2	0.3	-0.6
Passenger cars and chassis.....	14	1101		140.667	140.829	141.570	141.708	137.526	0.5	0.1	-3.0
Motorcycles, including three-wheel motorbikes, motorscooters, mopeds, and parts.....	14	1104		-	-	-	-	-	-	-	-
Trucks, truck tractors, & bus chassis 14,000 lb or less, incl. minivans & suvs.....	14	1105		199.360	200.219	199.315	200.156	199.793	-0.5	0.4	-0.2
Trucks, over 14,000 lbs GVW.....	14	1106		-	-	-	-	-	-	-	-
Motor vehicles parts.....	14	12		-	-	-	-	-	-	-	-
Motor vehicles parts.....			12/03	-	-	-	-	-	-	-	-
Truck and bus bodies.....	14	13	12/82	-	-	-	-	-	-	-	-
Truck and bus bodies sold separately.....	14	1301	12/82	-	-	-	-	-	-	-	-

See footnotes at end of table.

Table 8. Producer price indexes and percentage changes for selected commodity and service groupings and individual items, seasonally adjusted — Continued
 [December 2023, Index base 1982=100, unless otherwise indicated]

Title	Commodity code		Other index base	Seasonally adjusted index ¹					Seasonally adjusted 1-month percent change ¹		
	Group code	Item code		Aug. 2023	Sept. 2023 ^P	Oct. 2023 ^P	Nov. 2023 ^P	Dec. 2023 ^P	Sept. to Oct. ^P	Oct. to Nov. ^P	Nov. to Dec. ^P
Complete vehicles on purchased chassis.....			12/82	-	-	-	-	-	-	-	-
Truck trailers.....	14	14		-	-	-	-	-	-	-	-
Truck trailers.....	14	1406	12/86	-	-	-	-	-	-	-	-
Motor homes, built on purchased chassis.....	14	15	06/84	-	-	-	-	-	-	-	-
Motor homes, built on purchased chassis.....	14	1501	06/84	-	-	-	-	-	-	-	-
Travel trailers and campers.....	14	16	06/84	-	-	-	-	-	-	-	-
Travel trailers.....	14	1601	06/84	-	-	-	-	-	-	-	-
Camping trailers, campers, pick-up covers, and parts.....	14	1602	06/84	-	-	-	-	-	-	-	-
Aircraft and aircraft equipment.....	14	2		307.979	308.202	308.579	309.349	309.951	0.1	0.2	0.2
Aircraft.....	14	21		342.953	343.422	343.842	344.248	344.843	0.1	0.1	0.2
Civilian aircraft.....	14	2102	12/85	333.936	334.572	335.142	335.486	336.293	0.2	0.1	0.2
Military aircraft.....			06/13	-	-	-	-	-	-	-	-
Aircraft engine and engine parts.....	14	23	12/85	251.746	251.679	252.190	254.567	255.816	0.2	0.9	0.5
Aircraft engine and engine parts.....	14	2301	12/85	251.746	251.679	252.190	254.567	255.816	0.2	0.9	0.5
Other aircraft parts and equipment.....	14	25	06/85	209.494	209.389	209.491	209.600	209.590	0.0	0.1	0.0
Other aircraft parts and equipment.....	14	2501	06/85	209.494	209.389	209.491	209.600	209.590	0.0	0.1	0.0
Ships and boats.....	14	3		306.372	308.080	309.158	309.987	309.986	0.3	0.3	0.0
Ships.....	14	31	12/85	-	-	-	-	-	-	-	-
Military self-propelled ships, new construction.....			06/96	-	-	-	-	-	-	-	-
Nonmilitary self-propelled ships, new construction.....			06/96	-	-	-	-	-	-	-	-
Boats.....	14	32		349.967	354.522	355.558	357.219	358.695	0.3	0.5	0.4
Outboard motorboats, including commercial and military (except sailboats and lifeboats).....	14	3201		397.825	403.443	405.484	407.711	409.736	0.5	0.5	0.5
Inboard motorboats, including commercial and military (except sailboats and lifeboats).....	14	3202		360.709	364.139	364.726	365.314	368.717	0.2	0.2	0.9
Inboard-outdrive boats, including commercial and military (except sailboats and lifeboats).....	14	3203		-	-	-	-	-	-	-	-
All other boats (excluding military and commercial).....				-	-	-	-	-	-	-	-
Railroad equipment.....	14	4		-	-	-	-	-	-	-	-
Railroad cars and locomotives.....			05/22	-	-	-	-	-	-	-	-
Railroad cars and locomotives.....			05/22	-	-	-	-	-	-	-	-
Railway maintenance of way equipment and parts.....			05/22	-	-	-	-	-	-	-	-
Railway maintenance of way equipment and parts.....				-	-	-	-	-	-	-	-
Transportation equipment, n.e.c.....			06/85	-	-	-	-	-	-	-	-
Transportation equipment, n.e.c.....			06/85	-	-	-	-	-	-	-	-
Other transportation equipment, incl. golf carts, vehicle trailers, and all-terrain vehicles.....			06/85	-	-	-	-	-	-	-	-
Toys, sporting goods, small arms, etc.....	15	1		210.172	213.001	214.142	216.634	216.262	0.5	1.2	-0.2
Toys, games, and children's vehicles.....	15	11		-	-	-	-	-	-	-	-
Toys, games, and children's vehicles.....	15	1101		-	-	-	-	-	-	-	-
Sporting and athletic goods.....	15	12		-	-	-	-	-	-	-	-
Sporting and athletic goods.....	15	1201		-	-	-	-	-	-	-	-
Small arms and ammunition.....	15	13		312.802	313.293	313.639	314.001	314.366	0.1	0.1	0.1
Small arms.....	15	1301		-	-	-	-	-	-	-	-
Small arms ammunition.....	15	1302		416.829	418.098	419.538	421.030	422.538	0.3	0.4	0.4
Tobacco products, incl. stemmed & redried.....	15	2		-	-	-	-	-	-	-	-
Cigarettes, excluding electronic.....	15	21		-	-	-	-	-	-	-	-
Cigarettes, excluding electronic.....	15	2101		-	-	-	-	-	-	-	-
Stemmed and redried tobacco.....	15	24	06/84	-	-	-	-	-	-	-	-
Stemmed and redried tobacco.....	15	2401	06/84	-	-	-	-	-	-	-	-
Other tobacco products.....	15	25	12/05	-	-	-	-	-	-	-	-
Other tobacco products.....	15	2501	12/05	-	-	-	-	-	-	-	-
Notions.....	15	3		-	-	-	-	-	-	-	-
Fasteners, zippers, buttons, needles, pins, and buckles.....	15	32		-	-	-	-	-	-	-	-
Fasteners, zippers, buttons, needles, pins, and buckles.....				-	-	-	-	-	-	-	-
Photographic equipment and supplies.....	15	4		-	-	-	-	-	-	-	-
Photographic supplies.....	15	42		-	-	-	-	-	-	-	-
Photographic supplies.....			12/83	-	-	-	-	-	-	-	-
Mobile homes.....	15	5		-	-	-	-	-	-	-	-
Manufactured homes (mobile homes), all sizes (incl. multisection).....	15	53		-	-	-	-	-	-	-	-
Manufactured mobile homes and nonresidential mobile buildings.....	15	5303	12/86	-	-	-	-	-	-	-	-
Medical, surgical & personal aid devices.....	15	6		200.196	200.426	200.485	200.918	201.332	0.0	0.2	0.2
Surgical and medical instruments.....	15	62	06/82	151.305	151.419	151.609	151.489	151.729	0.1	-0.1	0.2
Surgical and medical instruments.....	15	6201	06/82	151.305	151.419	151.609	151.489	151.729	0.1	-0.1	0.2
Medical and surgical appliances and supplies.....	15	63	06/83	-	-	-	-	-	-	-	-
Medical and surgical appliances and supplies.....	15	6301	06/83	-	-	-	-	-	-	-	-

See footnotes at end of table.

Table 8. Producer price indexes and percentage changes for selected commodity and service groupings and individual items, seasonally adjusted — Continued
 [December 2023, Index base 1982=100, unless otherwise indicated]

Title	Commodity code		Other index base	Seasonally adjusted index ¹					Seasonally adjusted 1-month percent change ¹		
	Group code	Item code		Aug. 2023	Sept. 2023 ^P	Oct. 2023 ^P	Nov. 2023 ^P	Dec. 2023 ^P	Sept. to Oct. ^P	Oct. to Nov. ^P	Nov. to Dec. ^P
Ophthalmic goods.....	15	64	12/83	-	-	-	-	-	-	-	-
Ophthalmic goods.....	15	6401	12/83	-	-	-	-	-	-	-	-
Dental equipment and supplies.....	15	65	06/85	-	-	-	-	-	-	-	-
Dental equipment and supplies.....	15	6501	06/85	-	-	-	-	-	-	-	-
Other industrial safety equipment.....	15	7	-	-	-	-	-	-	-	-	-
Personal safety equipment and clothing.....	15	71	-	-	-	-	-	-	-	-	-
Personal safety equipment and clothing.....	15	-	06/04	-	-	-	-	-	-	-	-
Other miscellaneous products.....	15	9	-	-	-	-	-	-	-	-	-
Burial caskets.....	15	91	-	518.961	511.188	507.259	503.005	502.035	-0.8	-0.8	-0.2
Burial caskets.....	15	9101	-	518.961	511.188	507.259	503.005	502.035	-0.8	-0.8	-0.2
Musical instruments.....	15	93	-	-	-	-	-	-	-	-	-
Musical instruments.....	15	9301	-	-	-	-	-	-	-	-	-
Jewelry and jewelry products.....	15	-	-	-	-	-	-	-	-	-	-
Jewelry (gold and platinum) and silverware.....	15	-	-	-	-	-	-	-	-	-	-
Costume jewelry and novelties.....	15	-	-	-	-	-	-	-	-	-	-
All other jewelry and personal goods (excluding costume).....	15	-	06/07	-	-	-	-	-	-	-	-
Jewelers' material and lapidary work.....	15	-	12/08	-	-	-	-	-	-	-	-
Pens, pencils, and marking devices.....	15	95	-	225.220	225.500	226.160	226.036	225.722	0.3	-0.1	-0.1
Pens, markers, mechanical pencils, and associated parts.....	15	9502	12/85	-	-	-	-	-	-	-	-
Lead pencils, art goods, office supplies and small office equipment, excluding paper.....	15	9503	12/85	214.761	215.224	215.421	215.095	214.368	0.1	-0.2	-0.3
Marking devices.....	15	-	12/85	-	-	-	-	-	-	-	-
Brooms and brushes.....	15	97	-	-	-	-	-	-	-	-	-
Brooms, brushes and mops.....	15	9705	12/85	-	-	-	-	-	-	-	-
Miscellaneous products, n.e.c.....	15	9A	12/85	-	-	-	-	-	-	-	-
Candles.....	15	-	12/85	-	-	-	-	-	-	-	-
Signs and advertising displays.....	15	-	12/85	-	-	-	-	-	-	-	-
All other miscellaneous fabricated products and recyclable materials.....	15	-	12/85	-	-	-	-	-	-	-	-
Reproduction of audio and video media and software.....	15	-	12/03	-	-	-	-	-	-	-	-
Reproduction of audio and video media and software.....	15	-	12/03	-	-	-	-	-	-	-	-
Services²											
Transportation of freight and mail.....	30	1	06/09	163.271	164.947	165.477	165.299	163.956	0.3	-0.1	-0.8
Rail transportation of freight and mail.....	30	11	12/08	-	-	-	-	-	-	-	-
Rail transportation of freight and mail.....	30	1101	12/08	-	-	-	-	-	-	-	-
Truck transportation of freight.....	30	12	06/09	-	-	-	-	-	-	-	-
Local motor carrying.....	30	1201	06/09	-	-	-	-	-	-	-	-
Long-distance motor carrying.....	30	1202	06/09	-	-	-	-	-	-	-	-
Water transportation of freight.....	30	-	06/09	-	-	-	-	-	-	-	-
Deep sea water transportation of freight.....	30	-	12/08	-	-	-	-	-	-	-	-
Coastal and intercoastal water transportation of freight.....	30	-	12/08	-	-	-	-	-	-	-	-
Great Lakes-St Lawrence Seaway water transportation of freight.....	30	1303	12/08	-	-	-	-	-	-	-	-
Inland waterways transportation of freight.....	30	-	12/08	-	-	-	-	-	-	-	-
Air transportation of freight.....	30	-	12/08	-	-	-	-	-	-	-	-
Air transportation of freight.....	30	-	12/08	-	-	-	-	-	-	-	-
Courier, messenger, and U.S. postal services.....	30	16	06/09	186.993	188.160	189.209	188.761	189.032	0.6	-0.2	0.1
U.S. Postal Service.....	30	1601	06/89	-	-	-	-	-	-	-	-
Courier and messenger services, except air.....	30	1602	04/09	206.310	207.778	208.695	208.699	210.114	0.4	0.0	0.7
Air mail and package delivery services, excluding by USPS.....	30	1603	04/09	237.846	241.048	244.712	242.368	241.009	1.5	-1.0	-0.6
Pipeline transportation.....	30	-	05/22	-	-	-	-	-	-	-	-
Pipeline transportation of petroleum products.....	30	1701	12/08	195.250	195.436	195.865	196.677	197.306	0.2	0.4	0.3
Pipeline transportation of natural gas.....	30	-	05/22	-	-	-	-	-	-	-	-
Transportation of passengers (partial).....	30	2	06/09	145.096	140.432	143.397	142.560	145.539	2.1	-0.6	2.1
Rail transportation of passengers.....	30	21	12/08	133.739	133.688	133.508	133.583	133.642	-0.1	0.1	0.0
Rail transportation of passengers.....	30	2101	12/08	133.739	133.688	133.508	133.583	133.642	-0.1	0.1	0.0
Airline passenger services.....	30	22	12/08	133.816	129.467	132.234	131.453	134.230	2.1	-0.6	2.1
Airline passenger services.....	30	2201	12/08	133.816	129.467	132.234	131.453	134.230	2.1	-0.6	2.1
Services related to water transportation.....	31	1	06/09	138.631	138.984	139.520	140.162	140.948	0.4	0.5	0.6
Towing, tugging, docking, and related services.....	31	11	03/09	-	-	-	-	-	-	-	-
Towing, tugging, docking, and related services.....	31	1101	03/09	-	-	-	-	-	-	-	-
Operation of port waterfront terminals.....	31	-	12/08	-	-	-	-	-	-	-	-
Operation of port waterfront terminals.....	31	-	12/08	-	-	-	-	-	-	-	-
Marine cargo handling.....	31	13	12/08	128.139	127.876	128.548	129.757	131.639	0.5	0.9	1.5
Marine cargo handling.....	31	1301	12/08	128.139	127.876	128.548	129.757	131.639	0.5	0.9	1.5
Services related to air transportation.....	31	2	04/09	142.951	141.981	143.663	143.442	143.336	1.2	-0.2	-0.1
Other airport operations, excluding aircraft maintenance and repair.....	31	21	04/09	142.951	141.981	143.663	143.442	143.336	1.2	-0.2	-0.1
Other airport operations, excluding aircraft maintenance and repair.....	31	2101	04/09	142.951	141.981	143.663	143.442	143.336	1.2	-0.2	-0.1

See footnotes at end of table.

Table 8. Producer price indexes and percentage changes for selected commodity and service groupings and individual items, seasonally adjusted — Continued
 [December 2023, Index base 1982=100, unless otherwise indicated]

Title	Commodity code		Other index base	Seasonally adjusted index ¹					Seasonally adjusted 1-month percent change ¹		
	Group code	Item code		Aug. 2023	Sept. 2023 ^P	Oct. 2023 ^P	Nov. 2023 ^P	Dec. 2023 ^P	Sept. to Oct. ^P	Oct. to Nov. ^P	Nov. to Dec. ^P
Other services related to transportation activities (partial).....			06/09	-	-	-	-	-	-	-	-
Arrangement of freight and cargo.....			12/08	-	-	-	-	-	-	-	-
Arrangement of freight and cargo.....			12/08	-	-	-	-	-	-	-	-
Freight forwarding.....			12/08	-	-	-	-	-	-	-	-
Freight forwarding.....			12/08	-	-	-	-	-	-	-	-
Warehousing, storage, and related services.....			12/08	-	-	-	-	-	-	-	-
Warehousing, storage, and related services.....			12/08	-	-	-	-	-	-	-	-
Warehousing, storage, and related services.....			12/08	-	-	-	-	-	-	-	-
Book, periodical, and newspaper publishing sales and subscriptions.....	33	1	06/09	151.751	152.422	152.884	153.732	155.857	0.3	0.6	1.4
Sales of books.....	33	11		479.110	482.966	486.532	492.086	495.887	0.7	1.1	0.8
Sales of textbooks.....	33	1101		-	-	-	-	-	-	-	-
Sales of technical, scientific, and professional books.....	33	1102		794.075	795.764	805.634	818.822	813.646	1.2	1.6	-0.6
Sales of religious books.....				-	-	-	-	-	-	-	-
Sales of general adult and juvenile books.....				-	-	-	-	-	-	-	-
Sales of general reference books.....				-	-	-	-	-	-	-	-
Sales and subscriptions of periodicals and newspapers.....	33	12	06/09	149.359	149.540	149.413	149.455	152.349	-0.1	0.0	1.9
Sales and subscriptions of periodicals.....			06/07	-	-	-	-	-	-	-	-
Newspaper subscription and single copy sales.....	33	1202		598.701	599.930	599.064	599.350	619.044	-0.1	0.0	3.3
Greeting card publishing sales.....			12/85	-	-	-	-	-	-	-	-
Greeting card publishing sales.....			12/85	-	-	-	-	-	-	-	-
Greeting card publishing sales.....			12/85	-	-	-	-	-	-	-	-
Calendars, yearbooks, and other miscellaneous publishing sales.....			12/89	-	-	-	-	-	-	-	-
Calendars, yearbooks, and other miscellaneous publishing sales.....			12/89	-	-	-	-	-	-	-	-
Calendars, yearbooks, and other miscellaneous publishing sales.....			12/89	-	-	-	-	-	-	-	-
Directory, mailing list, and related compilations publishing sales.....			12/22	-	-	-	-	-	-	-	-
Directory, mailing list, and related compilations publishing sales.....			12/22	-	-	-	-	-	-	-	-
Directory, mailing list, and related compilations publishing sales.....			12/22	-	-	-	-	-	-	-	-
System software publishing.....			05/22	-	-	-	-	-	-	-	-
System software publishing.....			05/22	-	-	-	-	-	-	-	-
System software publishing.....			05/22	-	-	-	-	-	-	-	-
Application software publishing.....			06/09	-	-	-	-	-	-	-	-
Application software publishing.....			06/09	-	-	-	-	-	-	-	-
Desktop and portable device application software publishing.....			12/08	-	-	-	-	-	-	-	-
Application software publishing, cross-industry, vertical market, utilities, and other.....			12/08	-	-	-	-	-	-	-	-
Application software publishing, game software.....	34	2104	12/13	-	-	-	-	-	-	-	-
Affiliate agreements, programming sales, and retransmission fees for cable and broadcast tv.....	35	1	06/09	160.731	161.289	161.722	161.951	162.481	0.3	0.1	0.3
Affiliate agreements, programming sales, and retransmission fees for cable and broadcast tv.....	35	11	06/09	160.731	161.289	161.722	161.951	162.481	0.3	0.1	0.3
Affiliate agreements, programming sales, and retransmission fees for cable and broadcast tv.....	35	1101	12/08	163.753	164.344	164.803	165.050	165.599	0.3	0.1	0.3
Affiliate agreements, programming sales, and retransmission fees for radio.....			06/09	-	-	-	-	-	-	-	-
Affiliate agreements, programming sales, and retransmission fees for radio.....			06/09	-	-	-	-	-	-	-	-
Affiliate agreements, programming sales, and network compensation for radio.....			12/08	-	-	-	-	-	-	-	-
Advertising space sales in periodicals, newspapers, directories, and mailing lists.....	36	1	06/09	-	-	-	-	-	-	-	-
Advertising space sales in periodicals and newspapers.....	36	11	06/09	-	-	-	-	-	-	-	-
Advertising space sales in periodicals.....	36	1101		-	-	-	-	-	-	-	-
Advertising space sales in newspapers.....	36	1102		-	-	-	-	-	-	-	-
Advertising space sales in directories and mailing lists.....	36	12	12/08	-	-	-	-	-	-	-	-
Print advertising space sales in directories and mailing lists.....	36	1201	12/08	-	-	-	-	-	-	-	-
Television advertising time sales.....	36	2	06/09	77.943	74.674	75.026	80.375	82.831	0.5	7.1	3.1
Television advertising time sales.....	36	21	06/09	77.943	74.674	75.026	80.375	82.831	0.5	7.1	3.1
Broadcast and network television advertising time sales.....	36	2101	12/08	77.405	72.865	69.960	72.328	72.553	-4.0	3.4	0.3
Cable network advertising time sales.....	36	2102	12/08	-	-	-	-	-	-	-	-
Local cable system advertising time sales.....			12/08	-	-	-	-	-	-	-	-
Radio advertising time sales.....	36	3	03/09	95.217	93.020	92.339	97.418	101.297	-0.7	5.5	4.0
Radio advertising time sales.....	36	31	03/09	95.217	93.020	92.339	97.418	101.297	-0.7	5.5	4.0
Radio advertising time sales.....	36	3101	03/09	95.217	93.020	92.339	97.418	101.297	-0.7	5.5	4.0
Internet advertising sales.....			12/22	-	-	-	-	-	-	-	-
Internet advertising sales.....			12/22	-	-	-	-	-	-	-	-
Internet advertising sales.....			12/22	-	-	-	-	-	-	-	-
Wired telephone services.....	37	1	06/09	-	-	-	-	-	-	-	-

See footnotes at end of table.

Table 8. Producer price indexes and percentage changes for selected commodity and service groupings and individual items, seasonally adjusted — Continued
 [December 2023, Index base 1982=100, unless otherwise indicated]

Title	Commodity code		Other index base	Seasonally adjusted index ¹					Seasonally adjusted 1-month percent change ¹		
	Group code	Item code		Aug. 2023	Sept. 2023 ^P	Oct. 2023 ^P	Nov. 2023 ^P	Dec. 2023 ^P	Sept. to Oct. ^P	Oct. to Nov. ^P	Nov. to Dec. ^P
Residential wired telephone services.....	37	11	06/09	-	-	-	-	-	-	-	-
Local residential wired telephone service.....	37	1101	12/08	-	-	-	-	-	-	-	-
Long distance residential wired telephone service.....	37	1102	03/09	-	-	-	-	-	-	-	-
All-distance residential wired telephone service.....	37	1103	12/11	-	-	-	-	-	-	-	-
Business wired telephone services.....			06/09	-	-	-	-	-	-	-	-
Local business wired telephone service.....			12/08	-	-	-	-	-	-	-	-
Long distance business wired telephone and other toll service.....	37	1202	04/09	100.415	101.271	99.082	98.528	96.532	-2.2	-0.6	-2.0
Private line wired telephone service.....	37	1204	12/11	-	-	-	-	-	-	-	-
All-distance business wired telephone service (partial).....			05/22	-	-	-	-	-	-	-	-
Other telephone services.....			12/08	-	-	-	-	-	-	-	-
Other wired telephone services.....			12/08	-	-	-	-	-	-	-	-
Wireless telecommunication services.....	37	2	06/09	66.357	66.489	66.549	66.660	66.701	0.1	0.2	0.1
Cellular phone and other wireless telecommunication services.....	37	21	03/09	64.870	64.950	65.006	65.145	65.163	0.1	0.2	0.0
Cellular phone and other wireless telecommunication services.....	37	2101	03/09	64.870	64.950	65.006	65.145	65.163	0.1	0.2	0.0
Cable and satellite subscriber services.....	37	3	12/08	169.294	170.487	171.363	171.963	173.258	0.5	0.4	0.8
Cable and satellite subscriber services.....	37	31	12/08	169.294	170.487	171.363	171.963	173.258	0.5	0.4	0.8
Cable and satellite subscriber services.....	37	3101	12/08	169.294	170.487	171.363	171.963	173.258	0.5	0.4	0.8
Internet access services.....			03/09	-	-	-	-	-	-	-	-
Internet access services.....			03/09	-	-	-	-	-	-	-	-
Residential Internet access services.....			12/11	-	-	-	-	-	-	-	-
Business Internet access services.....	37	4103	12/11	-	-	-	-	-	-	-	-
Bundled wired telecommunications access services.....			12/11	-	-	-	-	-	-	-	-
Bundled wired telecommunications access services.....			12/11	-	-	-	-	-	-	-	-
Bundled wired telecommunications access services.....			12/11	-	-	-	-	-	-	-	-
Data processing and related services.....			06/09	-	-	-	-	-	-	-	-
Data processing and related services.....			06/09	-	-	-	-	-	-	-	-
Hosting, ASP and other IT infrastructure provisioning services.....			12/08	-	-	-	-	-	-	-	-
Business process management services (partial).....			12/08	-	-	-	-	-	-	-	-
Data management, information transformation and other services.....			12/08	-	-	-	-	-	-	-	-
Loan services (partial).....	39	1	06/09	198.887	195.456	196.390	195.829	195.705	0.5	-0.3	-0.1
Business loans (partial).....	39	11	04/09	387.875	377.528	381.073	378.115	372.205	0.9	-0.8	-1.6
Business loans (partial).....	39	1101	04/09	387.875	377.528	381.073	378.115	372.205	0.9	-0.8	-1.6
Consumer loans (partial).....	39	12	06/09	121.767	123.008	122.262	122.838	128.504	-0.6	0.5	4.6
Residential real estate loans (partial).....			04/09	-	-	-	-	-	-	-	-
Vehicle loans (partial).....	39	1202	04/09	55.004	51.100	51.307	53.052	54.093	0.4	3.4	2.0
Credit cards, overdraft credit, and related plans (partial).....	39	1203	04/09	198.475	192.423	194.752	196.416	201.971	1.2	0.9	2.8
Other loans and loan services (partial).....			04/09	-	-	-	-	-	-	-	-
Other loans and loan services (partial).....			04/09	-	-	-	-	-	-	-	-
Deposit services (partial).....			04/09	-	-	-	-	-	-	-	-
Deposit services (partial).....			04/09	-	-	-	-	-	-	-	-
Deposit services (partial).....			04/09	-	-	-	-	-	-	-	-
Other credit intermediation services, including trust services (partial).....			04/09	-	-	-	-	-	-	-	-
Other credit intermediation services, including trust services (partial).....			04/09	-	-	-	-	-	-	-	-
Other credit intermediation services, including trust services (partial).....			04/09	-	-	-	-	-	-	-	-
Securities brokerage, dealing, investment advice, and related services.....			06/09	-	-	-	-	-	-	-	-
Securities brokerage, dealing, investment advice, and related services.....			06/09	-	-	-	-	-	-	-	-
Securities brokerage, dealing, and investment advice.....			12/08	-	-	-	-	-	-	-	-
Securities brokerage and dealing related services (partial).....			12/08	-	-	-	-	-	-	-	-
Portfolio management.....			12/08	-	-	-	-	-	-	-	-
Portfolio management.....			12/08	-	-	-	-	-	-	-	-
Portfolio management.....			12/08	-	-	-	-	-	-	-	-
Investment banking.....			12/08	-	-	-	-	-	-	-	-
Investment banking.....			12/08	-	-	-	-	-	-	-	-
Investment banking.....			12/08	-	-	-	-	-	-	-	-
Insurance.....	41	1	06/09	134.054	134.597	134.831	134.951	134.955	0.2	0.1	0.0
Insurance.....	41	11	06/09	134.054	134.597	134.831	134.951	134.955	0.2	0.1	0.0
Life insurance.....	41	1101	03/09	-	-	-	-	-	-	-	-
Disability insurance, including accidental death.....	41	1102	03/09	-	-	-	-	-	-	-	-
Health and medical insurance.....	41	1103	03/09	148.829	149.084	149.381	149.645	149.862	0.2	0.2	0.1
Property and casualty insurance.....	41	1104	03/09	-	-	-	-	-	-	-	-
Annuities.....			03/09	-	-	-	-	-	-	-	-
Annuities.....			03/09	-	-	-	-	-	-	-	-
Annuities.....			03/09	-	-	-	-	-	-	-	-

See footnotes at end of table.

Table 8. Producer price indexes and percentage changes for selected commodity and service groupings and individual items, seasonally adjusted — Continued
 [December 2023, Index base 1982=100, unless otherwise indicated]

Title	Commodity code		Other index base	Seasonally adjusted index ¹					Seasonally adjusted 1-month percent change ¹		
	Group code	Item code		Aug. 2023	Sept. 2023 ^P	Oct. 2023 ^P	Nov. 2023 ^P	Dec. 2023 ^P	Sept. to Oct. ^P	Oct. to Nov. ^P	Nov. to Dec. ^P
Commissions from sales of insurance.....	42	1	06/09	-	-	-	-	-	-	-	-
Commissions from sales of insurance.....	42	11	06/09	-	-	-	-	-	-	-	-
Commissions from sales of life insurance and annuities.....	42	1101	06/09	-	-	-	-	-	-	-	-
Commissions from sales of health and medical insurance.....			06/09	-	-	-	-	-	-	-	-
Commissions from sales of property and casualty insurance.....	42	1103	06/09	-	-	-	-	-	-	-	-
Commissions from sales of other insurance.....			06/09	-	-	-	-	-	-	-	-
Nonresidential real estate services.....			06/09	-	-	-	-	-	-	-	-
Nonresidential real estate rents.....	43	11	06/09	-	-	-	-	-	-	-	-
Office buildings, gross rents.....			12/08	-	-	-	-	-	-	-	-
Retail properties, gross rents.....			04/09	-	-	-	-	-	-	-	-
Industrial buildings, gross rents.....			04/09	-	-	-	-	-	-	-	-
Self-service storage and miniwarehouses, gross rents.....	43	1104	12/08	-	-	-	-	-	-	-	-
Other nonresidential buildings, gross rents.....			12/08	-	-	-	-	-	-	-	-
Nonresidential property sales and leases including land, brokerage fees and commissions.....			12/08	-	-	-	-	-	-	-	-
Nonresidential property sales and leases including land, brokerage fees and commissions.....			12/08	-	-	-	-	-	-	-	-
Nonresidential property management fees.....			12/08	-	-	-	-	-	-	-	-
Nonresidential property management fees.....			12/08	-	-	-	-	-	-	-	-
Residential real estate services (partial).....	43	2	06/09	178.293	178.517	178.912	179.764	180.331	0.2	0.5	0.3
Residential property sales and rental, brokerage fees and commissions.....	43	21	12/08	199.691	200.315	201.289	201.908	202.942	0.5	0.3	0.5
Residential property sales and rental, brokerage fees and commissions.....	43	2101	12/08	199.691	200.315	201.289	201.908	202.942	0.5	0.3	0.5
Residential property management fees.....			12/08	-	-	-	-	-	-	-	-
Residential property management fees.....			12/08	-	-	-	-	-	-	-	-
Real estate appraisal fees.....			12/08	-	-	-	-	-	-	-	-
Real estate appraisal fees.....			12/08	-	-	-	-	-	-	-	-
Real estate appraisal fees.....			12/08	-	-	-	-	-	-	-	-
Passenger car rental.....	44	1	03/09	104.479	105.518	107.419	104.439	105.559	1.8	-2.8	1.1
Passenger car rental.....	44	11	03/09	104.479	105.518	107.419	104.439	105.559	1.8	-2.8	1.1
Passenger car rental.....	44	1101	03/09	104.479	105.518	107.419	104.439	105.559	1.8	-2.8	1.1
Truck, trailer, and RV rental and leasing.....			06/09	-	-	-	-	-	-	-	-
Truck, trailer, and RV rental and leasing.....			06/09	-	-	-	-	-	-	-	-
Truck, truck trailer and RV rental.....			12/08	-	-	-	-	-	-	-	-
Truck, truck trailer and RV leasing.....			12/08	-	-	-	-	-	-	-	-
Construction, mining, and forestry machinery and equipment rental and leasing.....			03/09	-	-	-	-	-	-	-	-
Construction, mining, and forestry machinery and equipment rental and leasing.....			03/09	-	-	-	-	-	-	-	-
Construction, mining, and forestry machinery and equipment rental and leasing.....			03/09	-	-	-	-	-	-	-	-
Legal services.....	45	1	03/09	163.739	164.168	165.692	166.199	167.128	0.9	0.3	0.6
Legal services.....	45	11	03/09	163.739	164.168	165.692	166.199	167.128	0.9	0.3	0.6
Legal services.....	45	1101	03/09	163.739	164.168	165.692	166.199	167.128	0.9	0.3	0.6
Accounting services (partial).....	45	2	06/09	130.166	131.842	128.845	128.744	129.182	-2.3	-0.1	0.3
Accounting services, excluding payroll.....	45	21	06/09	130.166	131.842	128.845	128.744	129.182	-2.3	-0.1	0.3
Financial auditing.....	45	2101	12/08	-	-	-	-	-	-	-	-
Tax preparation and planning.....	45	2102	04/09	127.019	129.874	124.356	122.976	123.848	-4.2	-1.1	0.7
Bookkeeping and compilation.....			12/08	-	-	-	-	-	-	-	-
Other accounting services, including billing and review (partial).....			12/08	-	-	-	-	-	-	-	-
Architectural and engineering services.....	45	3	06/09	132.736	133.025	134.147	134.161	134.343	0.8	0.0	0.1
Architectural services.....			03/09	-	-	-	-	-	-	-	-
Architectural services.....			03/09	-	-	-	-	-	-	-	-
Engineering services.....	45	32	03/09	136.324	136.626	137.794	137.737	137.877	0.9	0.0	0.1
Engineering services.....	45	3201	03/09	136.324	136.626	137.794	137.737	137.877	0.9	0.0	0.1
Management, scientific, and technical consulting services.....	45	4	06/09	114.677	120.516	116.378	116.560	118.554	-3.4	0.2	1.7
Management consulting services.....	45	41	06/09	114.677	120.516	116.378	116.560	118.554	-3.4	0.2	1.7
Administrative and general management consulting services.....	45	4101	12/08	134.027	144.967	136.833	136.961	140.677	-5.6	0.1	2.7
Human resources consulting services.....			12/08	-	-	-	-	-	-	-	-
Marketing consulting services.....			12/08	-	-	-	-	-	-	-	-
Process, physical distribution, and logistics consulting services.....			12/08	-	-	-	-	-	-	-	-
Advertising and related services (partial).....			12/08	-	-	-	-	-	-	-	-
Advertising agency services.....			12/08	-	-	-	-	-	-	-	-
Advertising agency services.....			12/08	-	-	-	-	-	-	-	-
Information technology (IT) technical support and consulting services (partial).....	45	6	12/08	-	-	-	-	-	-	-	-
Information technology (IT) technical support and consulting services (partial).....	45	61	12/08	-	-	-	-	-	-	-	-

See footnotes at end of table.

Table 8. Producer price indexes and percentage changes for selected commodity and service groupings and individual items, seasonally adjusted — Continued
 [December 2023, Index base 1982=100, unless otherwise indicated]

Title	Commodity code		Other index base	Seasonally adjusted index ¹					Seasonally adjusted 1-month percent change ¹		
	Group code	Item code		Aug. 2023	Sept. 2023 ^P	Oct. 2023 ^P	Nov. 2023 ^P	Dec. 2023 ^P	Sept. to Oct. ^P	Oct. to Nov. ^P	Nov. to Dec. ^P
Information technology (IT) technical support and consulting services (partial).....	45	6101	12/08	-	-	-	-	-	-	-	-
Permanent placement services.....			03/09	-	-	-	-	-	-	-	-
Permanent placement services.....			03/09	-	-	-	-	-	-	-	-
Employment placement services.....			03/09	-	-	-	-	-	-	-	-
Executive search services.....			12/08	-	-	-	-	-	-	-	-
Executive search services.....			12/08	-	-	-	-	-	-	-	-
Executive search services.....			12/08	-	-	-	-	-	-	-	-
Staffing services.....	46	3	06/09	129.765	129.268	129.528	129.714	129.916	0.2	0.1	0.2
Temporary help services.....			03/09	-	-	-	-	-	-	-	-
Temporary help services.....			03/09	-	-	-	-	-	-	-	-
Co-employment staffing services.....	46	32	12/08	120.107	120.115	120.181	120.336	120.441	0.1	0.1	0.1
Co-employment staffing services.....	46	3201	12/08	120.107	120.115	120.181	120.336	120.441	0.1	0.1	0.1
Arrangement of flights (partial).....	47	1	06/09	109.834	109.476	108.053	108.405	107.833	-1.3	0.3	-0.5
Arrangement of international flights.....	47	11	12/08	110.806	109.926	107.697	108.306	107.317	-2.0	0.6	-0.9
Arrangement of international flights.....	47	1101	12/08	110.806	109.926	107.697	108.306	107.317	-2.0	0.6	-0.9
Arrangement of domestic flights.....			12/08	-	-	-	-	-	-	-	-
Arrangement of domestic flights (partial).....			12/08	-	-	-	-	-	-	-	-
Arrangement of vehicle rentals and lodging.....	47	2	12/08	-	-	-	-	-	-	-	-
Arrangement of vehicle rentals and lodging.....	47	21	12/08	-	-	-	-	-	-	-	-
Arrangement of vehicle rentals and lodging (partial).....	47	2101	12/08	-	-	-	-	-	-	-	-
Arrangement of cruises and tours.....			12/08	-	-	-	-	-	-	-	-
Arrangement of cruises and tours.....			12/08	-	-	-	-	-	-	-	-
Arrangement of cruises and tours.....			12/08	-	-	-	-	-	-	-	-
Other travel arrangements (partial).....			12/08	-	-	-	-	-	-	-	-
Other travel arrangements (partial).....			12/08	-	-	-	-	-	-	-	-
Other travel arrangements (partial).....			12/08	-	-	-	-	-	-	-	-
Security guard services.....			03/09	-	-	-	-	-	-	-	-
Security guard services.....			03/09	-	-	-	-	-	-	-	-
Security guard services.....			03/09	-	-	-	-	-	-	-	-
Janitorial services.....			03/09	-	-	-	-	-	-	-	-
Janitorial services.....			03/09	-	-	-	-	-	-	-	-
Janitorial services.....			03/09	-	-	-	-	-	-	-	-
Waste collection.....	50	1	12/08	170.040	171.529	170.751	172.462	171.612	-0.5	1.0	-0.5
Solid waste collection.....	50	11	12/08	170.040	171.529	170.751	172.462	171.612	-0.5	1.0	-0.5
Solid waste collection.....	50	1101	12/08	170.040	171.529	170.751	172.462	171.612	-0.5	1.0	-0.5
Outpatient care (partial).....	51	1	06/09	128.882	129.065	129.346	129.291	129.325	0.2	0.0	0.0
Outpatient care (partial).....	51	11	06/09	128.882	129.065	129.346	129.291	129.325	0.2	0.0	0.0
Physician care.....	51	1101	03/09	116.873	116.917	117.093	117.062	117.032	0.2	0.0	0.0
Medical laboratory and diagnostic imaging center care.....			03/09	-	-	-	-	-	-	-	-
Home health and hospice care.....	51	1103	12/08	127.911	128.525	128.675	128.764	128.953	0.1	0.1	0.1
Hospital outpatient care.....	51	1104	12/08	-	-	-	-	-	-	-	-
Dental care.....	51	1105	06/10	131.669	131.609	131.678	132.055	132.180	0.1	0.3	0.1
Inpatient care.....	51	2	06/09	147.318	148.689	149.782	150.044	150.243	0.7	0.2	0.1
Inpatient care.....	51	21	06/09	147.318	148.689	149.782	150.044	150.243	0.7	0.2	0.1
Hospital inpatient care.....	51	2101	12/08	148.257	150.115	151.405	151.731	151.927	0.9	0.2	0.1
Nursing home care.....	51	2102	12/08	147.078	147.021	147.608	147.648	147.859	0.4	0.0	0.1
Intellectual and developmental disability center care.....	51	2103	12/08	190.694	190.731	191.087	191.441	191.680	0.2	0.2	0.1
Sales of blood and blood products, organs, and tissues.....			03/09	-	-	-	-	-	-	-	-
Sales of blood and blood products, organs, and tissues.....			03/09	-	-	-	-	-	-	-	-
Sales of blood and blood products, organs, and tissues.....			03/09	-	-	-	-	-	-	-	-
Traveler accommodation services.....	53	1	06/09	141.951	145.495	141.738	143.727	136.819	-2.6	1.4	-4.8
Traveler accommodation services.....	53	11	06/09	141.951	145.495	141.738	143.727	136.819	-2.6	1.4	-4.8
Guestroom or unit rental.....	53	1101	03/09	146.608	150.548	146.376	148.538	140.834	-2.8	1.5	-5.2
Other traveler accommodation services.....			03/09	-	-	-	-	-	-	-	-
Food and beverage for immediate consumption services (partial).....	54	1	06/09	-	-	-	-	-	-	-	-
Food and nonalcoholic beverages for immediate consumption (partial).....	54	11	04/09	-	-	-	-	-	-	-	-
Food and nonalcoholic beverages for immediate consumption (partial).....	54	1101	04/09	-	-	-	-	-	-	-	-
Alcoholic beverages for immediate consumption (partial).....			12/08	-	-	-	-	-	-	-	-
Alcoholic beverages for immediate consumption (partial).....			12/08	-	-	-	-	-	-	-	-
Commercial and industrial machinery and equipment repair and maintenance. ..	55	1	03/09	155.942	158.804	157.837	159.278	160.701	-0.6	0.9	0.9
Commercial and industrial machinery and equipment repair and maintenance.....	55	11	03/09	155.942	158.804	157.837	159.278	160.701	-0.6	0.9	0.9

See footnotes at end of table.

Table 8. Producer price indexes and percentage changes for selected commodity and service groupings and individual items, seasonally adjusted — Continued
 [December 2023, Index base 1982=100, unless otherwise indicated]

Title	Commodity code		Other index base	Seasonally adjusted index ¹					Seasonally adjusted 1-month percent change ¹		
	Group code	Item code		Aug. 2023	Sept. 2023 ^P	Oct. 2023 ^P	Nov. 2023 ^P	Dec. 2023 ^P	Sept. to Oct. ^P	Oct. to Nov. ^P	Nov. to Dec. ^P
Commercial machinery repair and maintenance.....	55	1101	03/09	155.942	158.804	157.837	159.278	160.701	-0.6	0.9	0.9
Motor vehicle repair and maintenance (partial).....	55	2	12/08	164.400	160.752	161.382	162.065	162.122	0.4	0.4	0.0
Motor vehicle repair and maintenance (partial).....	55	21	12/08	164.400	160.752	161.382	162.065	162.122	0.4	0.4	0.0
Motor vehicle repair and maintenance (partial).....	55	2101	12/08	164.400	160.752	161.382	162.065	162.122	0.4	0.4	0.0
Ship repair and maintenance.....			06/09	-	-	-	-	-	-	-	-
Ship repair and maintenance.....			06/09	-	-	-	-	-	-	-	-
Ship repair, military.....			12/08	-	-	-	-	-	-	-	-
Ship repair, nonmilitary.....	55	3102	12/08	-	-	-	-	-	-	-	-
Aircraft repair and maintenance.....	55	4	04/09	143.696	148.797	149.363	149.627	149.761	0.4	0.2	0.1
Aircraft repair and maintenance.....	55	41	04/09	143.696	148.797	149.363	149.627	149.761	0.4	0.2	0.1
Aircraft repair and maintenance.....	55	4101	04/09	143.696	148.797	149.363	149.627	149.761	0.4	0.2	0.1
Membership dues and admissions and recreation facility use fees (partial).....	56	1	06/09	-	-	-	-	-	-	-	-
Membership dues and admissions and recreation facility use fees (partial).....	56	11	06/09	-	-	-	-	-	-	-	-
Membership dues.....	56	1101	04/09	-	-	-	-	-	-	-	-
Admissions and recreational facilities use fees (partial).....	56	1102	12/08	-	-	-	-	-	-	-	-
Recreational activity instruction fees (partial).....	56	2	12/08	-	-	-	-	-	-	-	-
Recreational activity instruction fees (partial).....	56	21	12/08	-	-	-	-	-	-	-	-
Recreational activity instruction fees (partial).....	56	2101	12/08	-	-	-	-	-	-	-	-
Gaming receipts (partial).....			12/08	-	-	-	-	-	-	-	-
Gaming receipts (partial).....			12/08	-	-	-	-	-	-	-	-
Gaming receipts (partial).....			12/08	-	-	-	-	-	-	-	-
Machinery and equipment and parts and supplies wholesaling.....			06/09	-	-	-	-	-	-	-	-
Machinery and equipment and parts and supplies wholesaling.....			06/09	-	-	-	-	-	-	-	-
Parts and supplies for machinery and equipment wholesaling.....			03/09	-	-	-	-	-	-	-	-
Machinery and vehicle wholesaling.....			05/19	-	-	-	-	-	-	-	-
Professional and commercial equipment wholesaling.....			05/19	-	-	-	-	-	-	-	-
Furnishings wholesaling.....			03/09	-	-	-	-	-	-	-	-
Furnishings wholesaling.....			03/09	-	-	-	-	-	-	-	-
Furnishings wholesaling.....			03/09	-	-	-	-	-	-	-	-
Building materials, paint, and hardware wholesaling.....	57	3	03/09	130.461	132.028	132.422	130.010	131.423	0.3	-1.8	1.1
Building materials, paint, and hardware wholesaling.....	57	31	03/09	130.461	132.028	132.422	130.010	131.423	0.3	-1.8	1.1
Building materials, paint, and hardware wholesaling.....	57	3101	03/09	130.461	132.028	132.422	130.010	131.423	0.3	-1.8	1.1
Metals, minerals, and ores wholesaling.....			03/09	-	-	-	-	-	-	-	-
Metals, minerals, and ores wholesaling.....			03/09	-	-	-	-	-	-	-	-
Metals, minerals, and ores wholesaling.....			03/09	-	-	-	-	-	-	-	-
Chemicals and allied products wholesaling.....	57	5	03/09	-	-	-	-	-	-	-	-
Chemicals and allied products wholesaling.....	57	51	03/09	-	-	-	-	-	-	-	-
Chemicals and allied products wholesaling.....	57	5101	03/09	-	-	-	-	-	-	-	-
Paper and plastics products wholesaling.....			03/09	-	-	-	-	-	-	-	-
Paper and plastics products wholesaling.....			03/09	-	-	-	-	-	-	-	-
Paper and plastics products wholesaling.....			03/09	-	-	-	-	-	-	-	-
Apparel wholesaling.....			03/09	-	-	-	-	-	-	-	-
Apparel wholesaling.....			03/09	-	-	-	-	-	-	-	-
Apparel wholesaling.....			03/09	-	-	-	-	-	-	-	-
Food and alcohol wholesaling.....			06/09	-	-	-	-	-	-	-	-
Food and alcohol wholesaling.....			06/09	-	-	-	-	-	-	-	-
Food wholesaling.....			03/09	-	-	-	-	-	-	-	-
Alcohol wholesaling.....			02/09	-	-	-	-	-	-	-	-
Other commodities wholesaling.....			03/09	-	-	-	-	-	-	-	-
Other commodities wholesaling.....			03/09	-	-	-	-	-	-	-	-
Other commodities wholesaling.....			03/09	-	-	-	-	-	-	-	-
Food and alcohol retailing.....	58	1	03/09	178.870	177.448	176.250	174.914	175.141	-0.7	-0.8	0.1
Food and alcohol retailing.....	58	11	03/09	178.870	177.448	176.250	174.914	175.141	-0.7	-0.8	0.1
Food retailing.....	58	1102	09/15	144.179	142.870	143.355	142.021	142.259	0.3	-0.9	0.2
Alcohol retailing.....			09/15	-	-	-	-	-	-	-	-
Health and beauty care retailing, including optical goods.....			03/09	-	-	-	-	-	-	-	-
Health and beauty care retailing, including optical goods.....			03/09	-	-	-	-	-	-	-	-
Health and beauty care retailing, including optical goods.....			03/09	-	-	-	-	-	-	-	-
Apparel, jewelry, footwear, and accessories retailing.....	58	3	06/09	129.655	132.078	123.870	124.457	125.065	-6.2	0.5	0.5
Apparel, jewelry, footwear, and accessories retailing.....	58	31	06/09	129.655	132.078	123.870	124.457	125.065	-6.2	0.5	0.5
Apparel, footwear, and accessories retailing.....	58	3101	03/09	125.427	127.886	119.277	118.392	119.187	-6.7	-0.7	0.7
Jewelry retailing.....	58	3102	03/09	-	-	-	-	-	-	-	-

See footnotes at end of table.

Table 8. Producer price indexes and percentage changes for selected commodity and service groupings and individual items, seasonally adjusted — Continued
 [December 2023, Index base 1982=100, unless otherwise indicated]

Title	Commodity code		Other index base	Seasonally adjusted index ¹					Seasonally adjusted 1-month percent change ¹		
	Group code	Item code		Aug. 2023	Sept. 2023 ^P	Oct. 2023 ^P	Nov. 2023 ^P	Dec. 2023 ^P	Sept. to Oct. ^P	Oct. to Nov. ^P	Nov. to Dec. ^P
Computer hardware, software, and supplies retailing.....			03/09	-	-	-	-	-	-	-	-
Computer hardware, software, and supplies retailing.....			03/09	-	-	-	-	-	-	-	-
Computer hardware, software, and supplies retailing.....			03/09	-	-	-	-	-	-	-	-
TV, video, and photographic equipment and supplies retailing.....	58	5	03/09	48.227	51.089	54.416	61.086	60.907	6.5	12.3	-0.3
TV, video, and photographic equipment and supplies retailing.....	58	51	03/09	48.227	51.089	54.416	61.086	60.907	6.5	12.3	-0.3
TV, video, and photographic equipment and supplies retailing.....	58	5101	03/09	48.227	51.089	54.416	61.086	60.907	6.5	12.3	-0.3
Automobiles and automobile parts retailing.....	58	6	06/09	168.102	164.286	157.223	152.982	148.896	-4.3	-2.7	-2.7
Automobiles and automobile parts retailing.....	58	61	06/09	168.102	164.286	157.223	152.982	148.896	-4.3	-2.7	-2.7
Automobile retailing (Partial).....	58	6101	03/09	178.542	173.625	164.301	155.712	150.362	-5.4	-5.2	-3.4
Automotive parts, including tires, retailing.....			03/09	-	-	-	-	-	-	-	-
RVs, trailers, and campers retailing.....			03/09	-	-	-	-	-	-	-	-
RVs, trailers, and campers retailing.....			03/09	-	-	-	-	-	-	-	-
RVs, trailers, and campers retailing.....			03/09	-	-	-	-	-	-	-	-
Sporting goods, including boats, retailing.....	58	9	03/09	120.075	121.437	121.138	118.015	121.055	-0.2	-2.6	2.6
Sporting goods, including boats, retailing.....	58	91	03/09	120.075	121.437	121.138	118.015	121.055	-0.2	-2.6	2.6
Sporting goods, including boats, retailing.....	58	9101	03/09	120.075	121.437	121.138	118.015	121.055	-0.2	-2.6	2.6
Lawn, garden, and farm equipment and supplies retailing.....			03/09	-	-	-	-	-	-	-	-
Lawn, garden, and farm equipment and supplies retailing.....			03/09	-	-	-	-	-	-	-	-
Lawn, garden, and farm equipment and supplies retailing.....			03/09	-	-	-	-	-	-	-	-
Furniture retailing.....			03/09	-	-	-	-	-	-	-	-
Furniture retailing.....			03/09	-	-	-	-	-	-	-	-
Furniture retailing.....			03/09	-	-	-	-	-	-	-	-
Flooring and floor coverings retailing.....			03/09	-	-	-	-	-	-	-	-
Flooring and floor coverings retailing.....			03/09	-	-	-	-	-	-	-	-
Flooring and floor coverings retailing.....			03/09	-	-	-	-	-	-	-	-
Hardware and building materials and supplies retailing.....	58	D	03/09	173.666	180.626	182.129	178.778	176.317	0.8	-1.8	-1.4
Hardware and building materials and supplies retailing.....	58	D1	03/09	173.666	180.626	182.129	178.778	176.317	0.8	-1.8	-1.4
Hardware and building materials and supplies retailing.....	58	D101	03/09	173.666	180.626	182.129	178.778	176.317	0.8	-1.8	-1.4
Major household appliance retailing.....	58	E	03/09	133.945	138.638	128.934	134.958	127.140	-7.0	4.7	-5.8
Major household appliance retailing.....	58	E1	03/09	133.945	138.638	128.934	134.958	127.140	-7.0	4.7	-5.8
Major household appliance retailing.....	58	E101	03/09	133.945	138.638	128.934	134.958	127.140	-7.0	4.7	-5.8
Fuels and lubricants retailing.....	58	F	06/09	259.091	249.772	290.192	276.536	286.177	16.2	-4.7	3.5
Fuels and lubricants retailing.....	58	F1	06/09	259.091	249.772	290.192	276.536	286.177	16.2	-4.7	3.5
Automotive fuels and lubricants retailing.....			03/09	-	-	-	-	-	-	-	-
Household fuels retailing.....	58	F102	03/09	149.880	141.151	151.455	164.944	172.349	7.3	8.9	4.5
Cleaning supplies and paper products retailing.....			03/09	-	-	-	-	-	-	-	-
Cleaning supplies and paper products retailing.....			03/09	-	-	-	-	-	-	-	-
Cleaning supplies and paper products retailing.....			03/09	-	-	-	-	-	-	-	-
Book retailing.....			03/09	-	-	-	-	-	-	-	-
Book retailing.....			03/09	-	-	-	-	-	-	-	-
Book retailing.....			03/09	-	-	-	-	-	-	-	-
Other merchandise retailing (partial).....	58	I	03/09	139.180	137.621	137.312	139.348	143.373	-0.2	1.5	2.9
Other merchandise retailing (partial).....	58	I1	03/09	139.180	137.621	137.312	139.348	143.373	-0.2	1.5	2.9
Other merchandise retailing (partial).....	58	I101	03/09	139.180	137.621	137.312	139.348	143.373	-0.2	1.5	2.9
Metal treatment services.....			12/84	-	-	-	-	-	-	-	-
Metal treatment services.....			12/84	-	-	-	-	-	-	-	-
Metal plating and polishing.....	59	1101	12/84	256.704	258.262	257.445	257.940	258.218	-0.3	0.2	0.1
Metal coating and allied services.....			12/84	-	-	-	-	-	-	-	-
Metal heat treating.....			06/85	-	-	-	-	-	-	-	-
Mining services.....	60	1	06/85	-	-	-	-	-	-	-	-
Mining services.....	60	11	06/85	-	-	-	-	-	-	-	-
Support activities for coal mining.....	60	1102	06/85	-	-	-	-	-	-	-	-
Drilling oil and gas wells services.....	60	1103	12/85	-	-	-	-	-	-	-	-
Support activities for oil and gas operations.....			12/85	-	-	-	-	-	-	-	-
Metal and nonmetallic minerals mining services.....			05/23	-	-	-	-	-	-	-	-
Contract work on textile products and apparel.....			06/10	-	-	-	-	-	-	-	-
Contract work on textile products and apparel.....			06/10	-	-	-	-	-	-	-	-
Contract work on textile products.....	61	1102	06/87	-	-	-	-	-	-	-	-
Contract work on apparel.....			06/87	-	-	-	-	-	-	-	-
Contract & commission receipts for tanning or finishing leather owned by others.....			06/11	-	-	-	-	-	-	-	-
Contract & commission receipts for tanning or finishing leather owned by others.....			06/11	-	-	-	-	-	-	-	-

See footnotes at end of table.

Table 8. Producer price indexes and percentage changes for selected commodity and service groupings and individual items, seasonally adjusted — Continued

[December 2023, Index base 1982=100, unless otherwise indicated]

Title	Commodity code		Other index base	Seasonally adjusted index ¹					Seasonally adjusted 1-month percent change ¹		
	Group code	Item code		Aug. 2023	Sept. 2023 ^p	Oct. 2023 ^p	Nov. 2023 ^p	Dec. 2023 ^p	Sept. to Oct. ^p	Oct. to Nov. ^p	Nov. to Dec. ^p
Contract and commission receipts for tanning or finishing leather owned by others.....			12/97	-	-	-	-	-	-	-	-
New nonresidential building construction.....			06/09	-	-	-	-	-	-	-	-
New nonresidential building construction.....			06/09	-	-	-	-	-	-	-	-
New warehouse building construction.....			12/04	-	-	-	-	-	-	-	-
New school building construction.....			12/05	-	-	-	-	-	-	-	-
New office building construction.....			06/06	-	-	-	-	-	-	-	-
New industrial building construction.....			06/07	-	-	-	-	-	-	-	-
New health care building construction.....			06/12	-	-	-	-	-	-	-	-
Maintenance and repair of nonresidential buildings (partial).....	80	2	04/09	-	-	-	-	-	-	-	-
Maintenance and repair of nonresidential buildings (partial).....	80	21	04/09	-	-	-	-	-	-	-	-
Maintenance and repair of nonresidential buildings (partial).....	80	2101	04/09	-	-	-	-	-	-	-	-

¹ All indexes are subject to revision for 4 months after their originally scheduled publication to incorporate late reports and corrections by survey respondents. In addition, seasonally adjusted indexes are subject to change for up to 5 years due to the recalculation of seasonal factors published each January.

² Due to incomplete coverage of the services sector, some services indexes in this table reflect only a portion of their wherever-provided output. These indexes are flagged using the term "partial" at the end of their titles. For more information regarding wherever-provided services indexes, go to <https://www.bls.gov/ppi/wepnotice.htm>. This webpage includes methodology documentation, a table identifying missing coverage areas for those indexes with incomplete coverage, and a concordance table between wherever-provided services indexes and Census product codes.

p Preliminary

"-" Seasonal tests did not indicate the presence of seasonality.

Table 9. Producer price indexes for commodity and service groupings and individual items, not seasonally adjusted

[December 2023, Index base 1982=100, unless otherwise indicated]

Title	Commodity code		Other index base	Unadjusted index ¹				
	Group code	Item code		Aug. 2023	Sept. 2023 ^P	Oct. 2023 ^P	Nov. 2023 ^P	Dec. 2023 ^P
Goods								
All commodities.....	00	000000		257.680	258.859	255.042	252.843	249.589
Industrial commodities.....	IND	THRU15		259.364	260.918	256.803	254.014	250.497
Farm products, processed foods and feeds.....	PFF	PLUS02		247.522	247.038	244.572	244.997	242.935
Farm products.....	01	—		222.013	217.925	211.494	217.582	214.228
Fruits & melons, fresh/dry vegs. & nuts.....	01	1		235.266	220.517	212.927	239.519	233.644
Fresh fruits and melons.....	01	11		164.247	164.528	154.283	182.453	181.486
Citrus fruits.....	01	1101		361.055	401.888	358.405	377.687	337.569
Grapefruits.....	01	110101		559.404	543.327	705.280	747.194	742.185
Lemons.....	01	110104		358.606	403.752	431.051	379.614	353.384
Valencia oranges.....	01	110105		208.471	241.734	255.765	—	—
Navel oranges.....	01	110106		—	—	240.621	286.383	243.811
Tangerines.....	01	110108	12/91	—	—	458.304	459.774	405.399
Other fruits and berries.....	01	1102		146.264	142.325	133.796	163.357	165.583
Plums and fresh prunes.....	01	110201	12/91	429.516	470.366	448.565	—	—
Nectarines.....	01	110202	12/91	190.602	207.207	—	—	—
Avocados.....	01	110205	12/91	276.800	340.464	398.592	271.264	260.192
Kiwifruit.....	01	110206	12/91	—	—	—	—	316.622
Granny Smith apples.....	01	110208	12/91	—	—	159.886	166.822	152.964
Golden delicious apples.....	01	110211	12/91	—	—	207.274	184.273	161.258
Red delicious apples.....	01	110215		306.412	311.786	288.905	252.687	238.659
McIntosh apples.....	01	110216		274.221	255.798	254.014	249.024	242.771
Peaches.....	01	110219		489.112	492.134	431.454	—	—
Gala apples.....	01	110220	03/15	118.659	109.543	94.972	88.871	88.215
Pears.....	01	110221		171.908	151.633	144.229	137.630	136.521
Strawberries.....	01	110222		134.710	69.850	89.807	209.549	219.080
Raspberries.....	01	110224	12/91	30.884	38.151	21.800	—	—
Blackberries.....	01	110225	12/91	53.718	38.796	47.749	—	—
Blueberries.....	01	110227	12/91	20.640	—	—	—	—
Grapes.....	01	110228		149.129	165.373	161.246	162.131	166.486
Table grapes.....	01	1102281	12/11	161.171	223.762	207.858	211.268	228.051
Wine grapes.....	01	1102283	12/11	116.074	116.074	116.074	116.074	116.074
Juice grapes.....	01	1102284	01/16	200.445	200.445	200.445	200.445	200.445
Fuji apples.....	01	110229	03/15	148.526	175.608	164.444	144.990	121.829
Empire apples.....	01	110230	10/15	—	—	134.344	134.344	126.820
Melons.....	01	1103	12/91	135.633	157.074	175.541	—	—
Cantaloupes.....	01	110301		104.836	195.471	229.669	—	—
Honeydews.....	01	110302	12/91	150.182	173.286	283.822	—	—
Watermelons.....	01	110303	12/91	240.868	232.992	238.770	—	—
Fresh and dry vegetables.....	01	13		293.783	253.031	248.680	276.548	261.138
Dry vegetables.....	01	1301		227.018	230.922	233.284	242.519	245.525
Dry beans.....	01	13011	09/15	159.001	161.600	162.184	165.847	166.081
Dry pinto beans.....	01	130110	12/91	386.393	396.692	409.003	424.453	424.453
Dry great northern beans.....	01	130111	12/91	439.002	460.952	460.952	460.952	460.952
Dry pea beans.....	01	130113		225.330	221.680	203.895	203.098	203.497
Dry kidney beans.....	01	130114	12/11	106.988	107.695	103.212	105.729	105.729
Dry small red beans.....	01	130115	12/11	—	—	83.701	86.344	87.225
Dry garbanzo beans.....	01	130116	12/11	85.318	87.379	87.379	87.379	87.379
Dry black beans.....	01	130117	09/15	177.230	177.230	180.378	185.875	187.102
Dry peas and lentils.....	01	13012	09/15	131.762	134.200	136.922	145.824	149.932
Dry peas.....	01	130120	12/91	282.467	283.325	291.459	311.474	307.021
Dry lentils.....	01	130121	12/91	343.794	359.063	361.479	382.802	420.568
Fresh vegetables, except potatoes.....	01	1302		265.735	256.427	265.396	309.693	289.306
Cabbage.....	01	130211		235.213	273.148	361.492	374.043	373.952
Carrots.....	01	130212		255.214	255.214	311.920	311.009	311.009
Celery.....	01	130213		204.255	234.472	276.992	393.830	367.428
Sweet corn.....	01	130214		150.302	159.954	183.624	307.676	325.349
Lettuce.....	01	130215		338.251	217.888	253.582	326.249	219.799
Dry onions.....	01	130216		204.434	208.400	175.158	188.015	248.695
Tomatoes.....	01	130217		233.194	360.253	238.273	270.164	334.537
Snap beans.....	01	130218		—	260.381	—	581.955	502.630
Broccoli.....	01	130222	12/91	248.692	258.405	304.678	335.623	203.965
Cauliflower.....	01	130223	12/91	55.167	106.154	186.944	87.720	84.520
Spinach.....	01	130224	12/91	570.512	509.752	434.000	348.778	—
Greens.....	01	130225	12/91	255.286	236.038	249.709	238.802	247.581
Endive.....	01	130226	12/91	497.413	452.193	743.858	773.251	—

See footnotes at end of table.

Table 9. Producer price indexes for commodity and service groupings and individual items, not seasonally adjusted — Continued
 [December 2023, Index base 1982=100, unless otherwise indicated]

Title	Commodity code		Other index base	Unadjusted index ¹				
	Group code	Item code		Aug. 2023	Sept. 2023 ^P	Oct. 2023 ^P	Nov. 2023 ^P	Dec. 2023 ^P
Green peppers.....	01	130228	12/91	455.685	322.739	318.827	431.231	346.574
Eggplant.....	01	130229	12/91	—	454.267	457.217	376.369	451.724
Squash.....	01	130231	12/91	236.947	360.978	151.170	208.261	397.728
Beets.....	01	130232	12/91	116.042	116.484	128.222	131.765	134.201
Cucumbers.....	01	130234	12/91	258.464	293.616	260.823	232.808	334.170
Artichokes.....	01	130235	12/11	123.679	136.588	180.207	274.604	275.839
Pumpkins.....	01	130236	12/11	—	173.169	177.017	—	—
Sweet potatoes.....	01	1303		151.363	150.583	155.988	171.481	174.747
Sweet potatoes.....	01	130301	12/91	97.861	97.357	100.852	110.868	112.980
Potatoes.....	01	1306	12/11	191.803	126.638	107.586	105.961	99.845
Round white potatoes.....	01	130602	12/91	235.729	—	—	—	—
Russet potatoes.....	01	130603	12/91	334.822	218.903	181.935	179.185	167.515
Round red potatoes.....	01	130604	12/91	245.695	186.921	197.885	194.955	194.955
Round yellow potatoes.....	01	130605	09/15	179.930	120.718	115.796	114.015	114.015
Tree nuts.....	01	19		1,266.209	1,235.072	1,235.072	1,243.812	1,243.812
Tree nuts.....	01	1901		1,266.209	1,235.072	1,235.072	1,243.812	1,243.812
Pecans.....	01	190101		732.203	732.203	732.203	732.203	732.203
Almonds.....	01	190102	12/91	357.337	353.647	353.647	357.337	357.337
Filberts.....	01	190103	12/91	278.766	278.766	278.766	278.766	278.766
Walnuts.....	01	190104	12/91	186.550	186.550	186.550	186.550	186.550
Macadamias.....	01	190105	12/91	371.076	371.076	371.076	371.076	371.076
Pistachios.....	01	190106	12/91	257.201	214.334	214.334	214.334	214.334
Grains.....	01	2		211.044	194.918	190.498	189.697	190.748
Wheat.....	01	21		207.694	196.866	185.021	182.744	187.192
Wheat.....	01	2101		207.694	196.866	185.021	182.744	187.192
Hard red winter wheat.....	01	210101		207.845	200.128	182.017	172.860	178.354
Hard red spring wheat.....	01	210102		250.323	227.449	211.397	225.932	224.352
Soft white wheat.....	01	210103		158.344	156.049	157.196	154.902	154.902
Soft red winter wheat.....	01	210104		176.163	162.429	163.523	169.589	181.319
Hard amber durum wheat.....	01	210105	12/84	352.942	321.785	317.135	304.114	298.767
Other grains.....	01	22		213.900	197.306	194.089	193.117	193.591
Barley.....	01	2201		260.695	242.445	231.479	224.780	200.566
Barley.....	01	220101		260.695	242.445	231.479	224.780	200.566
Corn.....	01	2202		209.290	192.563	189.092	188.152	189.156
Corn.....	01	220205		209.290	192.563	189.092	188.152	189.156
Oats.....	01	2203		277.683	284.479	275.717	269.702	266.195
Oats.....	01	220311		277.683	284.479	275.717	269.702	266.195
Sorghum.....	01	2205	12/91	211.394	209.671	221.377	222.950	217.169
Sorghum.....	01	220501	12/91	211.394	209.671	221.377	222.950	217.169
Rough rice.....	01	23	12/91	156.555	136.056	134.894	139.602	139.602
Rough rice.....	01	2301	12/91	156.555	136.056	134.894	139.602	139.602
Rough rice.....	01	230103	12/04	266.192	231.337	229.360	237.366	237.366
Long grain rough rice.....	01	2301031	09/15	155.046	143.119	141.284	143.119	143.119
Medium/short grain rough rice.....	01	2301032	09/15	209.554	163.057	163.057	175.796	175.796
Livestock.....	01	3		244.260	238.799	232.363	221.880	214.057
Slaughter cattle.....	01	31		279.285	278.807	274.626	261.768	253.100
Slaughter steers and heifers.....	01	3101		282.750	281.957	281.892	270.922	257.477
Slaughter steers and heifers.....	01	310199	12/91	267.917	267.166	267.104	256.710	243.970
Slaughter cows and bulls.....	01	3102		240.184	240.388	222.275	203.372	211.284
Slaughter cows and bulls.....	01	310299	12/91	215.998	216.182	199.893	182.893	190.009
Slaughter vealers.....	01	3103		98.161	100.530	100.941	101.444	101.498
Slaughter vealers.....	01	310399	12/91	84.801	86.849	87.204	87.637	87.685
Slaughter hogs.....	01	32		123.703	101.252	94.707	83.150	63.564
Slaughter barrows and gilts.....	01	3201		122.696	100.493	94.783	81.528	62.180
Slaughter barrows and gilts.....	01	320199	12/91	185.509	151.939	143.306	123.264	94.012
Slaughter sows.....	01	3202		138.274	110.438	70.261	132.660	107.470
Slaughter sows.....	01	320299	12/91	240.097	191.763	122.001	230.349	186.610
Slaughter lambs.....	01	33		354.361	365.709	382.001	402.919	356.446
Slaughter lambs.....	01	3301		354.361	365.709	382.001	402.919	356.446
Slaughter lambs.....	01	330199	12/91	408.681	421.768	440.559	464.683	411.086
Feeder and replacement cattle.....	01	34	09/21	157.995	165.436	161.497	159.747	166.563
Feeder and replacement cattle.....	01	3401	09/21	157.995	165.436	161.497	159.747	166.563
Feeder and replacement cattle.....	01	340199	09/21	157.995	165.436	161.497	159.747	166.563
Slaughter poultry.....	01	4		300.564	312.102	299.475	303.406	334.627
Slaughter chickens.....	01	41		309.036	324.935	315.334	317.453	358.243

See footnotes at end of table.

Table 9. Producer price indexes for commodity and service groupings and individual items, not seasonally adjusted — Continued
 [December 2023, Index base 1982=100, unless otherwise indicated]

Title	Commodity code		Other index base	Unadjusted index ¹				
	Group code	Item code		Aug. 2023	Sept. 2023 ^P	Oct. 2023 ^P	Nov. 2023 ^P	Dec. 2023 ^P
Broilers and other meat type chickens.....	01	4102		313.336	329.457	319.722	321.870	363.228
Slaughter chickens.....	01	410299	12/91	301.729	317.253	307.878	309.947	349.773
Slaughter turkeys.....	01	42		267.343	259.119	229.699	243.196	231.980
Slaughter turkeys.....	01	4201		267.343	259.119	229.699	243.196	231.980
Slaughter turkeys.....	01	420199	12/91	243.286	235.802	209.030	221.312	211.106
Slaughter ducks.....	01	43	12/91	300.288	300.288	299.376	299.376	299.376
Slaughter ducks.....	01	4301	12/91	300.288	300.288	299.376	299.376	299.376
Slaughter ducks.....	01	430199	12/91	300.288	300.288	299.376	299.376	299.376
Raw cotton.....	01	5		131.113	133.189	131.140	123.012	127.476
Raw cotton.....	01	51		129.775	131.830	129.802	121.756	126.176
Raw cotton.....	01	5101		129.775	131.830	129.802	121.756	126.176
Raw cotton.....	01	510101		129.775	131.830	129.802	121.756	126.176
Upland cotton.....	01	5101011	09/15	130.302	132.517	130.330	121.668	126.422
Pima cotton.....	01	5101012	09/15	116.685	116.685	116.685	116.574	116.685
Raw milk.....	01	6		150.292	160.209	164.787	165.550	165.634
Raw milk.....	01	61		150.900	160.857	165.453	166.219	166.304
Raw milk.....	01	6101		150.900	160.857	165.453	166.219	166.304
Raw milk.....	01	610102		150.900	160.857	165.453	166.219	166.304
Chicken eggs.....	01	7		211.413	227.042	202.509	321.527	275.247
Chicken eggs.....	01	71		211.413	227.042	202.509	321.527	275.247
Eggs for fresh use.....	01	7107	12/91	174.547	188.600	164.191	281.032	223.300
Eggs, jumbo.....	01	710701	12/84	206.124	229.962	223.660	307.590	240.319
Eggs, extra large.....	01	710702	12/84	204.992	225.403	186.692	319.760	253.432
Eggs, large.....	01	710703		213.737	229.751	195.909	340.879	267.769
Eggs, medium.....	01	710704	12/84	180.926	193.849	192.826	322.684	267.020
Eggs, small.....	01	710705	12/84	127.412	139.703	139.703	199.625	213.454
Breaker stock and checks and undergrades.....	01	7108	12/91	201.891	214.216	200.189	271.794	271.794
Breaker stock.....	01	710801	12/91	196.399	208.380	195.223	264.388	264.388
Checks and undergrades.....	01	710802	12/91	262.371	278.462	255.375	353.327	353.327
Hay, hayseeds, and oilseeds.....	01	8		274.708	274.146	258.461	279.853	264.086
Hay and hayseeds.....	01	81		382.319	402.930	384.085	411.350	339.202
Hay and hayseeds.....	01	8101		382.319	402.930	384.085	411.350	339.202
Alfalfa hay.....	01	810101		355.270	387.377	380.815	363.298	328.424
All other hay.....	01	810102	09/15	143.070	145.650	134.258	161.444	121.696
Oilseeds.....	01	83		249.231	246.678	232.163	251.810	242.300
Oilseeds.....	01	8301		249.231	246.678	232.163	251.810	242.300
Peanuts.....	01	830111		140.421	131.615	127.703	142.012	—
Cottonseed.....	01	830121		227.520	231.767	236.559	235.177	236.063
Soybeans.....	01	830131		229.817	227.603	213.153	232.579	223.436
Flaxseed.....	01	830151	12/91	268.215	283.396	293.488	279.513	—
Sunflower.....	01	830161	12/91	278.939	300.204	279.495	254.406	247.107
Canola.....	01	830171	12/11	116.918	111.203	106.811	109.653	102.423
Miscellaneous oil crops.....	01	830181	09/15	170.584	171.413	171.413	170.534	170.534
Processed foods and feeds.....	02	—		260.617	261.915	261.407	259.030	257.605
Cereal and bakery products.....	02	1		330.934	331.792	330.927	329.522	329.919
Bakery products.....	02	11		354.472	357.952	357.907	358.178	358.401
Bread (white, wheat, rye, etc.), including frozen.....	02	1102	06/06	175.312	177.171	176.861	176.760	177.314
Bread (white, wheat, rye, etc.), including frozen.....	02	110201	06/06	175.312	177.171	176.861	176.760	177.314
White pan bread.....	02	11020111	12/11	142.258	143.735	143.095	142.963	143.489
White hearth bread (French, Italian, etc.).....	02	11020112	12/11	144.675	144.675	145.452	145.667	145.696
Dark wheat breads (whole wheat, cracked wheat, multigrain, etc.).....	02	11020113	12/11	142.770	141.925	141.503	141.421	141.884
Other variety breads (rye, unleavened, raisin, potato, self-rising, salt-free, canned, etc.).....	02	11020114	12/11	127.346	131.508	131.540	131.390	131.880
Rolls (bread-type), muffins, bagels, and croissants.....	02	1105		363.230	369.223	369.905	371.322	370.382
Rolls (bread-type), muffins, bagels, and croissants.....	02	110505	06/06	177.211	180.134	180.467	181.158	180.700
Rolls, hamburger and wiener.....	02	11050501	12/11	128.134	131.777	132.022	132.453	132.489
All other rolls, bread-type (incl. muffins, bagels, and croissants).....	02	11050502	12/11	149.641	150.648	150.925	151.573	150.835
Other sweet goods, excluding frozen.....	02	1107		389.411	390.245	390.177	390.718	390.992
Other sweet goods, excluding frozen.....	02	110703	06/99	242.092	242.610	242.568	242.904	243.074
Soft cakes, excluding frozen.....	02	1108		430.286	440.303	439.699	436.956	437.953
Soft cakes, excluding frozen.....	02	110803	06/99	220.704	225.841	225.532	224.125	224.636
Pies (fruit, cream, and custard), excluding frozen.....	02	1109		—	—	479.358	481.229	484.970
Pies (fruit, cream, and custard), excluding frozen.....	02	110903	06/99	—	—	241.357	242.299	244.182
Cookies, crackers, and related products.....	02	1121		268.977	268.977	268.977	268.977	268.977

See footnotes at end of table.

Table 9. Producer price indexes for commodity and service groupings and individual items, not seasonally adjusted — Continued
 [December 2023, Index base 1982=100, unless otherwise indicated]

Title	Commodity code		Other index base	Unadjusted index ¹				
	Group code	Item code		Aug. 2023	Sept. 2023 ^P	Oct. 2023 ^P	Nov. 2023 ^P	Dec. 2023 ^P
Cookies, wafers, and ice cream cones and cups (excluding frozen).....	02	112103	06/83	268.094	268.094	268.094	268.094	268.094
Crackers, biscuits, and related products.....	02	112104	06/83	251.351	251.351	251.351	251.351	251.351
Saltines and all other crackers, cracker meal and crumbs, and biscuits.....	02	1121042	12/11	101.631	101.631	101.631	101.631	101.631
Retail bakery products, excluding retail trade.....	02	1130	06/14	161.468	162.774	162.774	163.233	163.556
Retail bakery products, excluding retail trade.....	02	113001	06/14	161.468	162.774	162.774	163.233	163.556
Flour and flour base mixes and doughs.....	02	12		264.516	264.713	262.973	262.335	263.852
Wheat flour.....	02	1203		265.229	266.971	262.899	262.163	266.507
Wheat flour.....	02	120301	06/83	258.939	260.640	256.665	255.946	260.187
Flour base mixes and doughs.....	02	1204		259.659	259.038	258.557	257.981	257.981
Flour base mixes and doughs.....	02	120401	06/83	272.844	272.191	271.686	271.080	271.080
Prepared flour mixes, including refrigerated and frozen doughs and batters, made in flour mills.....	02	1204011	12/11	134.383	134.383	134.025	134.025	134.025
Flour mixes, excluding cake mixes, made from purchased flour.....	02	1204013	12/11	140.831	140.413	140.162	139.774	139.774
Milled rice and byproducts.....	02	13		297.710	289.674	285.051	280.940	281.365
Head rice.....	02	1301		314.932	307.826	305.944	304.428	307.585
Head rice.....	02	130106	06/03	304.958	298.076	296.254	294.787	297.843
Head rice not packaged with other ingredients.....	02	1301066	12/11	140.299	136.296	135.236	133.929	135.255
Milled rice (incl second heads, screenings, brewers, bran, sharps, rice flour, and byproducts).....	02	1302	06/84	175.254	169.590	164.854	160.537	158.975
Milled rice (incl second heads, screenings, brewers, bran, sharps, rice flour, and byproducts).....	02	130201	06/84	175.254	169.590	164.854	160.537	158.975
Cereal and pasta products.....	02	14		318.166	316.450	315.696	311.179	310.857
Dry macaroni, spaghetti, and egg noodle products, made from purchased flour.....	02	1402	06/85	281.364	281.364	284.768	284.768	284.768
Dry macaroni, spaghetti, and egg noodle products, made from purchased flour.....	02	140203	12/02	231.553	231.553	234.355	234.355	234.355
Dry macaroni, spaghetti, and egg noodle products, made from purchased flour.....	02	14020303	06/09	156.047	156.047	157.935	157.935	157.935
Cereal and mill products, other than flour.....	02	1409	06/85	301.959	299.997	298.389	293.227	292.858
Manufactured starch, made by wet milling.....	02	140907	06/85	380.928	375.958	382.030	370.101	372.321
Wheat mill products, corn mill products, and other grain mill products except flour.....	02	140908	06/98	259.371	256.230	249.469	240.464	238.579
Wheat mill products, except flour.....	02	1409081	12/09	148.307	146.738	141.176	137.496	139.902
Corn mill products.....	02	1409082	12/09	169.580	166.528	163.146	154.741	151.492
Other grain mill products.....	02	1409083	12/09	167.373	167.476	163.348	161.402	159.411
Breakfast cereal.....	02	140909	12/11	138.256	138.218	138.218	138.218	138.218
Meats, poultry, and fish.....	02	2		230.332	233.621	232.417	224.933	223.275
Meats.....	02	21		237.852	238.600	237.598	236.381	232.961
Beef and veal products, fresh or frozen.....	02	2101		292.033	295.379	294.220	299.334	297.872
Beef, fresh/frozen variety meats, not canned or made into sausage, made in slaughtering plants.....	02	210126	06/08	247.093	250.129	245.565	242.841	240.127
Beef, fresh/frozen whole/half carcass, not canned or made into sausage, misp.....	02	210131	06/08	191.853	192.955	200.120	191.194	178.847
Beef, fresh/frozen, primal and subprimal cuts, made in slaughtering plants.....	02	210133	12/95	251.810	254.837	253.059	260.019	260.529
Lamb/mutton, fresh or frozen, not canned or made into sausage, made in slaughtering plants.....	02	2103		478.715	482.634	489.070	481.347	494.127
Lamb/mutton, fresh or frozen, not canned or made into sausage, made in slaughtering plants.....	02	210321	12/88	382.906	386.040	391.189	385.011	395.233
Pork products, fresh, frozen, or processed, except sausage.....	02	2104		162.272	162.199	163.431	158.191	153.843
Pork, fresh/frozen, unprocessed, all cuts, except sausage, made in slaughtering plants.....	02	210444	06/01	102.320	99.947	102.113	100.500	98.252
Pork, processed or cured, not canned or made into sausage.....	02	210447	06/01	178.435	182.645	181.441	172.561	166.870
Pork, processed or cured, not canned or made into sausage, made in slaughtering plants.....	02	2104471	06/08	194.496	198.563	197.780	194.217	198.442
Pork, processed or cured, not canned or made into sausage, mfpc.....	02	2104472	06/08	155.498	159.310	158.115	148.698	140.878
Pork, sweet-pickled, dry-cured, or dry salt, not canned or made into sausage, mfpc.....	02	21044721	09/16	127.217	126.798	125.884	126.508	126.687
Smoked hams and picnics, excluding canned, made from purchased carcasses.....	02	21044722	12/11	144.131	146.282	145.250	140.975	143.468
Smoked slab bacon, made from purchased carcasses.....	02	21044723	09/16	142.245	136.942	129.151	127.711	119.782
Smoked sliced bacon, made from purchased carcasses.....	02	21044724	12/11	121.260	128.071	128.072	112.077	105.015
Other smoked pork, not canned or made into sausage, made from purchased carcasses.....	02	21044725	12/11	124.168	124.759	124.591	124.331	123.670
Boiled ham, barbecue pork, and other cooked pork, excluding canned meats and sausage, mfpc.....	02	21044726	12/11	129.888	131.318	129.730	127.815	100.267
Other meats, fresh, frozen, or canned.....	02	2105		232.865	231.750	228.714	225.420	221.287
Fresh/processed sausage, deli & cooked meats, etc.....	02	210503	06/01	211.277	207.804	205.707	208.202	208.642
Fresh and processed sausage, deli, and cooked meats, made in slaughtering plants.....	02	2105031	06/08	216.401	225.543	231.608	225.938	228.515
Fresh and processed sausage, deli, and cooked meats, mfpc.....	02	2105032	06/08	181.879	177.571	174.913	177.915	178.073

See footnotes at end of table.

Table 9. Producer price indexes for commodity and service groupings and individual items, not seasonally adjusted — Continued
 [December 2023, Index base 1982=100, unless otherwise indicated]

Title	Commodity code		Other index base	Unadjusted index ¹				
	Group code	Item code		Aug. 2023	Sept. 2023 ^P	Oct. 2023 ^P	Nov. 2023 ^P	Dec. 2023 ^P
Fresh sausage (pork sausage, breakfast links, etc.), excluding canned, mfpc.....	02	21050321	12/11	161.982	155.883	144.660	151.490	153.650
Dry or semidry sausage (salami, cervelat, pepperoni, summer sausage, pork roll, etc), mfpc.....	02	21050322	12/11	144.634	145.605	144.481	143.655	141.845
Frankfurters, including wieners, excluding canned, made from purchased carcasses.....	02	21050323	12/11	142.155	142.563	142.865	142.901	142.229
Other sausage (smoked or cooked) & jellied goods & similar preparations, excluding canned, mfpc.....	02	21050324	12/11	142.604	132.156	140.063	143.363	144.316
Boxed meat (beef, pork, lamb, etc.), made from purchased carcasses...	02	210504	06/08	140.466	141.070	140.669	141.032	137.286
Canned meats, excluding dog, cat, and baby food.....	02	210579	12/88	285.823	284.706	279.446	282.144	281.863
Frozen ground meat patties and other processed, frozen, or cooked meats, mfpc.....	02	210586	12/01	174.280	174.714	171.403	163.144	157.056
Processed poultry.....	02	22		173.292	181.648	180.480	161.487	162.703
Young chickens, including bulk, chilled, frozen, whole, and in parts.....	02	2203		191.928	200.789	199.090	177.926	183.117
Young chickens, including bulk, chilled, frozen, whole, and in parts.....	02	220333	12/90	189.603	198.357	196.678	175.771	180.899
Turkeys, including frozen, whole, and in parts.....	02	2206		182.198	177.653	175.218	172.336	168.418
Turkeys, including frozen, whole, and in parts.....	02	220611	12/90	180.843	176.332	173.915	171.054	167.166
Canned, cooked, smoked or prepared poultry.....	02	2208		141.184	154.333	154.071	130.001	126.625
Canned, cooked, smoked or prepared poultry.....	02	220811	12/90	116.015	126.820	126.605	106.826	104.052
Chicken hens and other poultry/small game.....	02	2209	12/90	113.266	113.251	113.673	113.121	116.900
Other poultry/small game (duck, goose, rabbit, etc.).....	02	220911	12/90	306.799	306.675	308.546	305.582	315.792
Unprocessed and prepared seafood.....	02	23		414.924	411.712	408.411	409.516	410.185
Unprocessed finfish.....	02	2301		652.126	600.051	593.380	602.738	609.607
Haddock.....	02	230101		294.257	281.408	300.292	171.108	196.501
Halibut.....	02	230102		775.184	704.492	615.482	777.151	581.636
Salmon.....	02	230103		321.717	-	-	-	-
Flounder.....	02	230131	12/91	236.109	131.047	115.720	138.713	147.173
Cod.....	02	230132	12/91	159.706	97.972	91.234	98.139	98.671
Pollock.....	02	230133	12/91	269.669	297.692	307.225	298.345	310.500
Tuna.....	02	230136	01/16	79.571	91.641	78.939	75.835	72.128
Other finfish.....	02	230199	12/91	468.670	416.822	423.181	430.773	445.110
Unprocessed shellfish.....	02	2305	12/91	265.066	267.649	272.101	265.404	272.895
Shrimp.....	02	230501	12/91	84.809	84.350	83.728	83.289	82.936
Crabs.....	02	230502	12/91	477.720	-	-	-	-
Lobsters.....	02	230503	12/91	199.383	206.360	206.297	190.464	214.203
Clams.....	02	230504	12/91	273.027	273.027	270.215	270.215	266.205
Oysters.....	02	230505	01/16	138.725	138.725	138.725	138.725	135.938
Sea scallops.....	02	230506	01/16	107.417	107.736	115.328	114.569	114.569
Mussels.....	02	230507	01/16	134.483	134.483	134.483	134.483	134.483
Prepared fresh and frozen seafood.....	02	2306	12/11	128.595	128.373	127.330	128.350	127.579
Prepared fresh fish/seafood, inc. surimi/surimi-based products.....	02	230601	12/11	136.518	137.998	136.444	139.678	137.752
Prepared frozen fish.....	02	230602	12/11	118.756	117.927	115.518	115.672	114.591
Prepared frozen shellfish.....	02	230603	12/11	117.283	115.719	117.925	120.693	122.259
Other prepared fresh and frozen seafood.....	02	230604	12/11	149.126	149.070	150.046	147.993	147.995
Dairy products.....	02	3		224.104	227.988	231.720	230.281	227.317
Fluid milk products.....	02	31		279.657	287.638	296.987	298.310	294.302
Packaged fluid milk and related products.....	02	3103	12/82	276.350	286.674	294.476	293.883	293.994
Fluid whole milk.....	02	310301		254.063	265.498	271.543	274.639	274.889
Reduced fat and lowfat milk (1/2-2).....	02	310302	12/82	286.356	299.029	304.986	299.779	303.623
Fat free or skim milk.....	02	310303	12/82	285.660	296.692	306.694	295.409	302.560
Other fluid milk related products, packaged, incl. cartons, bottles, cans, and dispenser cans.....	02	310304	12/82	307.517	312.508	325.546	329.881	321.227
Cottage cheese.....	02	3104	12/82	306.088	306.384	309.201	313.212	313.084
Cottage cheese.....	02	310401	12/82	306.088	306.384	309.201	313.212	313.084
Other milk products.....	02	3105	12/82	240.461	242.479	244.072	243.227	243.801
Other milk products.....	02	310501	12/82	240.461	242.479	244.072	243.227	243.801
Yogurt, excluding frozen.....	02	3105011	12/11	121.676	121.543	121.283	121.093	121.102
Other packaged milk products.....	02	3105012	12/11	141.286	144.726	147.745	146.786	147.671
Bulk fluid milk and cream.....	02	3106	12/91	220.829	229.821	249.664	256.955	239.783
Bulk fluid milk and cream.....	02	310601	12/91	220.829	229.821	249.664	256.955	239.783
Butter.....	02	32		192.298	193.705	240.401	198.703	187.328
Butter.....	02	3201		192.298	193.705	240.401	198.703	187.328
Butter.....	02	320114	06/84	191.922	193.326	239.930	198.314	186.961
Natural, processed, and imitation cheese.....	02	33		185.032	188.019	184.566	182.773	180.484
Natural cheese, except cottage cheese.....	02	3302		176.161	179.191	175.924	173.433	171.225
Natural cheese, except cottage cheese.....	02	330212	06/88	193.226	196.549	192.966	190.233	187.811
Natural cheese, except lowfat, shipped in consumer packages or containers (3 lbs or less).....	02	3302121	12/07	132.381	132.439	132.860	132.882	132.869

See footnotes at end of table.

Table 9. Producer price indexes for commodity and service groupings and individual items, not seasonally adjusted — Continued

[December 2023, Index base 1982=100, unless otherwise indicated]

Title	Commodity code		Other index base	Unadjusted index ¹				
	Group code	Item code		Aug. 2023	Sept. 2023 ^P	Oct. 2023 ^P	Nov. 2023 ^P	Dec. 2023 ^P
Natural cheese, except lowfat, shipped in packages or containers (more than 3 lbs) or bulk.....	02	3302122	12/07	94.999	98.318	94.505	91.832	89.823
Lowfat natural cheese, except cottage cheese, shipped in consumer packages (3 lbs. or less).....	02	3302123	06/10	120.544	121.026	120.949	120.925	120.907
Lowfat natural cheese, except cottage cheese, shipped in packages (more than 3 lbs.) or in bulk.....	02	3302124	06/10	129.438	133.936	128.132	123.902	119.095
Processed cheese and related products.....	02	3303		185.888	188.170	183.888	185.148	182.303
Process cheese and related products.....	02	330312	06/88	197.582	200.008	195.456	196.795	193.771
Process cheese, shipped in consumer packages or containers (3 lbs. or less).....	02	3303121	06/10	129.028	130.059	124.809	125.783	124.624
All other process cheese and related products.....	02	3303122	06/10	139.558	141.776	140.646	141.500	138.618
Process cheese shipped in packages or containers (more than 3 lbs.) or in bulk.....	02	33031221	06/10	126.210	127.720	141.191	139.877	137.786
Cheese food, spread, and other related products.....	02	33031225	12/11	120.956	123.278	110.658	113.075	110.162
Cheese substitutes and imitations.....	02	3304	06/88	332.977	332.977	332.977	343.697	-
Cheese substitutes and imitations.....	02	330401	06/88	332.977	332.977	332.977	343.697	-
Raw liquid whey.....	02	3307	12/04	186.156	188.538	197.064	205.009	216.246
Raw liquid whey.....	02	330701	12/04	186.156	188.538	197.064	205.009	216.246
Ice cream and frozen desserts.....	02	34		285.283	285.450	285.951	286.026	286.899
Ice cream and frozen desserts.....	02	3402	06/83	281.442	281.606	282.101	282.175	283.036
Ice cream and frozen desserts.....	02	340201	06/83	281.442	281.606	282.101	282.175	283.036
Ice cream, excl. lowfat and nonfat (incl. custards), shipped in bulk (containers 3 gal or more).....	02	3402011	12/11	135.643	135.914	137.470	137.277	138.098
Ice cream, incl. custards (excl. lowfat and nonfat) shipped in sizes less than 3 gallons.....	02	3402012	12/11	129.316	129.337	129.445	129.547	129.966
Ice cream, including custards (excluding lowfat and nonfat), novelty forms.....	02	3402013	12/11	138.185	138.322	138.637	138.624	138.377
Ice cream, including custards, lowfat and nonfat.....	02	3402014	12/11	119.938	119.938	119.992	120.046	121.759
Frozen desserts containing fats other than butterfat (incl. soy, rice, almond, oats, etc.).....	02	3402016	12/22	105.404	105.263	105.383	105.393	105.291
Other frozen desserts (yogurt, sherbet, water ices, mellorine, frozen pudding, gelato, etc.).....	02	3402019	12/11	140.540	140.834	141.132	140.963	141.877
Dry, condensed, and evaporated milk products.....	02	35		160.044	161.069	161.099	169.166	168.379
Dry milk products, including feed grade.....	02	3502	12/83	131.704	132.570	132.205	141.534	140.993
Dry milk products, including feed grade.....	02	350201	12/83	131.704	132.570	132.205	141.534	140.993
Liquid milk products.....	02	3503	12/83	208.055	207.578	208.867	209.181	208.792
Consumer-type canned milk products.....	02	350301	12/83	279.521	280.263	280.624	282.473	281.427
Bulk liquid milk products, including feed grade.....	02	350303	12/83	119.688	117.927	120.142	118.788	119.129
Ice cream mixes and related products.....	02	3505	06/02	165.489	169.097	170.194	173.536	170.965
Ice cream mixes and related products.....	02	350502	06/02	165.489	169.097	170.194	173.536	170.965
Processed fruits and vegetables.....	02	4		282.678	288.218	290.268	290.320	291.542
Canned fruits and juices.....	02	41		292.459	295.986	298.095	300.854	304.393
Canned fruits, excluding baby foods.....	02	4101		306.912	307.803	308.161	307.774	305.636
Canned fruits, excluding baby foods.....	02	410105	12/87	270.353	271.138	271.453	271.112	269.229
Canned and fresh fruit juices, nectars, and concentrates.....	02	4102		290.872	296.026	299.211	303.879	310.827
Canned and fresh fruit juices, nectars, and concentrates.....	02	410239	12/87	239.443	243.685	246.307	250.150	255.870
Frozen fruits, juices and ades.....	02	42		248.895	265.775	279.037	284.019	284.663
Frozen fruits.....	02	4202		272.075	272.659	264.436	264.411	265.979
Frozen fruits.....	02	420209	12/90	256.787	257.338	249.577	249.553	251.033
Canned vegetables and juices.....	02	44		251.195	254.744	255.496	255.527	255.648
Canned vegetables and juices.....	02	4401		251.195	254.744	255.496	255.527	255.648
Canned vegetables.....	02	440102	12/87	282.249	283.085	280.899	280.664	280.729
Canned catsup and other tomato based sauces.....	02	440127	12/87	219.121	224.201	226.835	226.826	227.070
Frozen vegetables.....	02	45		307.056	316.689	316.704	314.413	315.068
Frozen potato products (French-fried, patties, puffs, etc.).....	02	4502	12/90	327.515	345.160	345.160	342.264	342.264
Frozen potato products (French-fried, patties, puffs, etc.).....	02	450202		412.488	434.711	434.711	431.063	431.063
Frozen vegetables, other than potato products.....	02	4505	12/90	194.632	194.432	194.456	193.391	194.403
Frozen vegetables, other than potato products.....	02	450509	06/97	191.142	190.946	190.969	189.923	190.918
Dried and dehydrated food.....	02	48	12/03	216.572	216.663	218.614	216.297	217.301
Dried and dehydrated food.....	02	4801	12/03	216.572	216.663	218.614	216.297	217.301
Dried and dehydrated food.....	02	480101	12/03	216.572	216.663	218.614	216.297	217.301
Soup mixes (including dried/dehydrated/freeze-dried) and bouillon....	02	48010101	12/11	124.625	124.625	124.625	124.625	124.625
Dried and dehydrated fruits and vegetables, including freeze-dried....	02	48010102	12/11	147.796	147.882	147.957	147.536	148.483
Sugar and confectionery.....	02	5		268.433	265.730	266.341	267.063	267.971
Raw cane sugar and sugar cane mill products and byproducts.....	02	52		237.922	237.217	246.912	245.144	244.322
Raw cane sugar and sugarcane mill products and byproducts.....	02	5201		237.922	237.217	246.912	245.144	244.322
Raw cane sugar and sugarcane mill products and byproducts.....	02	520106	12/03	219.618	218.967	227.916	226.285	225.525
Refined sugar products and byproducts.....	02	53		231.762	226.410	228.492	236.092	236.200

See footnotes at end of table.

Table 9. Producer price indexes for commodity and service groupings and individual items, not seasonally adjusted — Continued
 [December 2023, Index base 1982=100, unless otherwise indicated]

Title	Commodity code		Other index base	Unadjusted index ¹				
	Group code	Item code		Aug. 2023	Sept. 2023 ^P	Oct. 2023 ^P	Nov. 2023 ^P	Dec. 2023 ^P
Refined sugar products and byproducts.....	02	5307	12/02	192.969	188.513	190.246	196.574	196.665
Refined granulated cane sugar and byproducts.....	02	530701	12/02	211.626	213.851	213.886	215.248	216.098
Beet sugar.....	02	530702	12/02	179.906	169.685	172.892	183.549	182.993
Confectionery materials.....	02	54		266.961	261.648	259.978	253.867	256.894
Confectionery materials.....	02	5401		266.961	261.648	259.978	253.867	256.894
Corn sweeteners, made by wet milling.....	02	540107	06/85	294.932	283.231	282.860	266.979	261.537
Chocolate coatings, made from cacao beans.....	02	540108	06/83	230.829	233.557	232.098	237.623	254.364
Other chocolate and cocoa products, made from cacao beans.....	02	540109	06/83	342.469	347.935	342.107	353.711	375.121
Confectionery end products.....	02	55		306.362	305.051	305.046	306.261	306.934
Candy and nuts.....	02	5503	06/83	275.658	274.394	274.388	275.561	276.210
Chocolate and chocolate-type confectionery products.....	02	550301	06/83	276.197	278.265	277.056	280.030	280.066
Chocolate/chocolate-type confectionery prods, cacao beans.....	02	5503011	12/11	134.745	134.827	134.827	134.827	134.827
Chocolate/confectionery products, made from purchased chocolate, not retailed.....	02	5503014	12/11	118.810	119.858	119.237	120.764	120.783
Nonchocolate-type confectioneries.....	02	550302	06/83	277.833	279.313	279.313	280.536	280.821
Nuts and seeds (salted, roasted, cooked or blanched).....	02	550304	06/91	192.363	186.956	187.977	187.270	188.464
Nuts (salted, roasted, cooked, or blanched), sold in bulk.....	02	5503041	06/08	115.899	112.125	112.871	112.353	113.088
Canned nuts (salted, roasted, cooked, or blanched).....	02	5503042	06/08	128.354	133.559	131.802	133.312	133.837
All other packaged nuts, including all types of seeds (salted, roasted, cooked, or blanched).....	02	5503043	06/08	172.616	173.363	172.986	173.077	173.978
Other confectionery-type products.....	02	550305	06/91	222.590	222.590	222.590	222.590	223.207
Beverages and beverage materials.....	02	6		253.119	252.800	253.389	252.748	250.868
Alcoholic beverages.....	02	61		217.805	218.598	219.289	219.494	219.662
Malt beverages.....	02	6101		229.668	230.575	232.249	232.354	232.090
Bottled beer and ale.....	02	610101		199.622	199.615	202.977	203.637	202.506
Canned beer and ale.....	02	610103		240.412	240.688	240.364	240.454	240.209
Beer and ale in barrels and kegs.....	02	610105	06/82	312.871	316.115	319.792	319.354	319.598
All other malt beverages and brewing products.....	02	610108	12/03	109.612	108.682	108.735	109.187	109.237
Distilled and bottled liquor, excluding brandy.....	02	6102		196.558	196.558	196.410	196.410	196.410
Distilled liquor, excluding brandy.....	02	610202	12/11	102.960	102.960	103.002	103.002	103.002
Distilled whiskey, all other distilled liquor, excluding brandy.....	02	6102022	12/11	118.719	118.719	118.767	118.767	118.767
Bottled liquor, excluding brandy.....	02	610204	12/11	104.635	104.635	104.450	104.450	104.450
Bottled whiskey.....	02	6102041	06/12	102.600	102.600	102.600	102.600	102.600
Bottled gin, vodka, rum, cordials, cocktails, and similar compounds.....	02	6102042	06/12	105.548	105.548	105.059	105.059	105.059
Wines, brandy, and brandy spirits.....	02	6104	12/83	207.236	208.328	208.362	208.792	209.542
Wines, brandy, and brandy spirits.....	02	610441	06/06	132.168	132.864	132.885	133.160	133.638
Wines, white, red & rose grape, and other fruit, 14 percent or less alcohol.....	02	6104411	12/11	116.175	116.876	116.737	117.044	117.346
Wines, white grape, 14 percent or less alcohol content.....	02	61044111	12/11	116.867	118.284	118.647	118.678	118.753
Wines, red grape, 14 percent or less alcohol content.....	02	61044112	12/11	112.906	112.925	112.285	112.940	113.293
Wines, rose grape & other fruits & berries, 14 percent or less alcohol.....	02	61044113	12/11	143.320	143.330	143.342	142.049	145.830
Wines, dessert, effervescent, and wine coolers.....	02	6104412	12/11	126.449	126.260	131.482	131.491	133.050
Other wines, brandy, and brandy spirits.....	02	6104413	12/11	151.443	151.443	150.246	149.696	151.326
Soft drinks.....	02	62		285.209	282.992	283.856	282.131	276.477
Soft drinks, non-carbonated and bottled water.....	02	6206		250.137	247.958	248.591	247.882	228.620
Bottled water, non-carb, processed or pasteurized.....	02	620608	12/03	120.357	119.934	117.693	119.379	119.739
Soft drinks, non-carbonated.....	02	620609		274.216	271.058	274.880	271.612	238.663
Soft drinks, non-carbonated, all other types.....	02	6206093	12/07	131.647	132.445	132.985	132.410	133.280
Soft drinks, non-carbonated, fruit drinks, cocktails, ades.....	02	6206094	12/11	148.373	145.270	148.118	145.751	117.868
Soft drinks, bottle/can, carbonated, all types.....	02	6210	12/11	165.097	163.929	164.490	163.096	166.864
Soft drinks, bottle/can, carbonated, all types.....	02	621001	12/11	165.097	163.929	164.490	163.096	166.864
Packaged beverage materials.....	02	63		249.939	250.680	250.194	250.090	250.567
Coffee (whole bean, ground, & instant).....	02	6301		255.672	256.478	256.010	255.965	256.361
Coffee, concentrated, including coffee substitutes.....	02	630103		201.905	201.905	201.905	201.905	201.905
Roasted coffee.....	02	630104	06/88	225.581	226.313	225.888	225.847	226.207
Tea in consumer packages, exc. canned ice tea.....	02	6303		216.218	216.478	215.834	215.271	216.386
Tea in consumer packages, exc. canned ice tea.....	02	630313	12/85	183.343	183.564	183.017	182.540	183.485
Other beverage materials.....	02	64		333.868	333.877	333.906	331.608	331.608
Other beverage materials.....	02	6401		333.868	333.877	333.906	331.608	331.608
Malt and malt byproducts.....	02	640101		169.104	169.136	169.242	169.251	169.251
Liquid beverage bases, excluding use by soft drink bottlers.....	02	640109	12/85	316.862	316.862	316.862	309.485	309.485
Fats and oils.....	02	7		354.326	351.451	350.488	349.305	343.524
Shortening, cooking oil, and margarine.....	02	78		384.341	369.270	358.556	363.755	357.277
Shortening, cooking oil, and margarine.....	02	7801		384.341	369.270	358.556	363.755	357.277
Margarine, butter blends, and butter substitutes.....	02	780109		401.927	398.108	-	-	-
Shortening and cooking oils.....	02	780115	12/11	127.174	121.337	116.994	119.101	116.475

See footnotes at end of table.

Table 9. Producer price indexes for commodity and service groupings and individual items, not seasonally adjusted — Continued
 [December 2023, Index base 1982=100, unless otherwise indicated]

Title	Commodity code		Other index base	Unadjusted index ¹				
	Group code	Item code		Aug. 2023	Sept. 2023 ^P	Oct. 2023 ^P	Nov. 2023 ^P	Dec. 2023 ^P
Other oilseed processing.....	02	7A	12/04	285.749	285.615	294.996	294.838	288.984
Other oilseed processing.....	02	7A01	12/04	285.749	285.615	294.996	294.838	288.984
Cotton linters.....	02	7A0104	12/11	51.591	33.329	32.705	32.705	31.190
Cottonseed cake, meal, hulls, and other byproducts.....	02	7A0105	12/11	111.704	110.196	109.848	110.923	108.809
Cottonseed cake and meal.....	02	7A01051	12/11	124.287	116.220	115.591	118.913	118.913
Other crude and refined vegetable oils and other vegetable mill products.....	02	7A0106	12/11	192.156	192.885	191.143	190.902	190.912
Other crude vegetable oils, including linseed, peanut, sunflower, safflower, etc.....	02	7A01061	12/11	236.759	237.032	236.065	235.792	235.346
Other vegetable oil mill products, including all oil seed cake and meal.....	02	7A01063	12/11	113.703	114.352	112.724	112.706	113.252
Corn oil, crude and refined.....	02	7B	01/16	195.782	212.278	207.380	192.243	192.049
Corn oil, made by wet milling.....	02	7B01	01/16	195.782	212.278	207.380	192.243	192.049
Corn oil, made by wet milling.....	02	7B0101	01/16	195.782	212.278	207.380	192.243	192.049
Miscellaneous processed foods.....	02	8		290.573	290.539	289.322	289.858	290.103
Canned jams, jellies, and preserves.....	02	81		243.836	244.097	243.725	243.839	243.904
Canned jams, jellies, and preserves.....	02	8101		243.836	244.097	243.725	243.839	243.904
Canned jams, jellies, and preserves.....	02	810102	12/87	215.816	216.047	215.718	215.818	215.876
Pickles and other pickled products, including horseradish.....	02	82		310.588	310.588	306.877	306.904	306.904
Pickles and other pickled products.....	02	8201		310.588	310.588	306.877	306.904	306.904
Pickles and other pickled products, including horseradish.....	02	820106	12/86	277.599	277.599	274.281	274.305	274.305
Specialty canning.....	02	84		346.979	347.040	347.040	346.576	346.576
Specialty canning.....	02	8401		346.979	347.040	347.040	346.576	346.576
Canned dry beans.....	02	840102	12/82	222.171	222.671	222.671	222.976	222.976
Canned soups and stews, excluding frozen and seafood.....	02	840104	12/82	448.602	448.602	448.602	447.495	447.495
Canned baby foods and other canned specialties/nationality foods.....	02	840105	06/08	184.890	184.834	184.834	184.834	184.834
Frozen specialty food.....	02	85		231.826	231.278	231.302	231.798	231.893
Frozen specialty food.....	02	8501		231.826	231.278	231.302	231.798	231.893
Frozen cakes, pies, and other pastries.....	02	850109	12/82	345.344	344.540	344.540	344.749	345.599
Frozen dinners (beef, pork, and poultry pies) and nationality foods, incl. frozen pizza.....	02	850111	12/82	185.725	185.508	185.540	185.761	185.732
Other frozen specialties, incl. all whipped topping, waffles, soups, etc., excluding seafood.....	02	850113	12/82	285.503	283.459	283.459	285.831	285.674
Prepared sauces, except tomato.....	02	86		256.575	256.575	256.513	259.837	260.257
Prepared sauces, excluding tomato-based sauces and sauces comprised of 20 percent or more meat.....	02	8601		256.575	256.575	256.513	259.837	260.257
Prepared sauces, excluding tomato-based sauces and sauces comprised of 20 percent or more meat.....	02	860103	12/86	212.791	212.791	212.740	215.497	215.845
Other miscellaneous processed foods.....	02	89		316.205	316.654	315.413	315.745	316.090
Other miscellaneous processed foods.....	02	8901		316.205	316.654	315.413	315.745	316.090
Mayonnaise, salad dressings, and sandwich spreads.....	02	890102	12/86	297.535	296.928	296.928	298.602	298.602
Dry mix food preparations.....	02	890148	06/91	161.578	162.070	161.803	161.803	161.803
Perishable non-frozen prepared food, including tortillas.....	02	890149	06/91	187.255	189.367	186.259	186.847	187.072
Perishable prepared foods.....	02	8901492	12/07	132.406	133.683	130.705	131.221	131.419
Flavoring extracts, emulsions, liquid flavors, and food colorings.....	02	890151	12/85	347.837	347.837	347.837	347.837	347.837
Other flavoring agents, except chocolate syrup.....	02	890154	12/00	169.940	167.802	167.802	167.802	167.802
Soft drink flavoring syrup, sold in bulk.....	02	89015411	12/11	155.855	155.855	155.855	155.855	155.855
Other flavoring agents (except chocolate syrups).....	02	89015412	12/11	131.146	131.146	131.146	131.146	131.146
Table salt (evaporated), pepper (white and black), and other spices.....	02	890156	06/91	281.029	280.393	280.870	280.701	280.701
Pepper and other spices in commercial sizes (1 lb or more).....	02	8901566	05/17	110.836	109.626	110.346	110.101	110.101
Peanut butter.....	02	890158	06/91	165.701	168.687	169.064	168.588	168.634
Ice.....	02	890161	12/85	286.533	287.196	289.035	289.035	290.881
Dairy product alternatives, including plant-based.....	02	890162	06/92	196.991	196.997	197.618	197.711	197.560
Dry, condensed, and evaporated dairy product alternatives, including plant-based.....	02	8901621	12/09	134.724	134.760	135.568	135.546	135.522
Liquid dairy product alternatives, including plant-based.....	02	8901622	12/09	126.942	126.919	126.998	127.129	126.965
Perishable beverage dairy milk alternatives, including plant-based.....	02	89016221	09/23	—	100.000	100.078	100.078	99.916
All other liquid dairy product alternatives, including plant-based.....	02	89016222	09/23	—	100.000	100.000	100.517	100.517
Chips (potato, corn, etc.).....	02	890172	12/85	303.533	303.623	303.180	303.182	303.182
Potato chips and sticks, plain and flavored.....	02	8901721	12/07	173.016	173.016	172.808	172.808	172.808
Corn chips and related products.....	02	8901722	12/07	208.072	208.077	207.450	207.450	207.450
Other chips, sticks (hard pretzels, bacon rinds, popcorn (except candied), etc.).....	02	8901723	12/07	188.779	188.967	188.967	188.971	188.971
Vinegar and cider.....	02	890174	12/85	203.233	203.179	203.179	203.179	203.179
Other food preparations.....	02	890175	12/85	307.302	307.113	307.147	307.189	311.116
Prepared animal feeds.....	02	9		251.497	250.085	244.758	244.753	241.564
Soybean cake, meal, and other byproducts.....	02	92		153.456	149.846	145.816	151.261	151.055
Soybean cake, meal, and byproducts.....	02	9201		153.456	149.846	145.816	151.261	151.055

See footnotes at end of table.

Table 9. Producer price indexes for commodity and service groupings and individual items, not seasonally adjusted — Continued
 [December 2023, Index base 1982=100, unless otherwise indicated]

Title	Commodity code		Other index base	Unadjusted index ¹				
	Group code	Item code		Aug. 2023	Sept. 2023 ^P	Oct. 2023 ^P	Nov. 2023 ^P	Dec. 2023 ^P
Soybean cake, meal, and byproducts.....	02	920112	12/04	187.178	182.774	177.859	184.501	184.250
Soybean cake and meal.....	02	9201121	12/09	102.537	99.978	98.155	102.464	102.396
Other soybean products, including isolates and concentrates.....	02	9201122	12/09	205.993	203.288	185.179	182.699	181.403
Formula feeds.....	02	93		270.567	267.113	261.948	263.289	261.697
Formula feeds.....	02	9301		270.567	267.113	261.948	263.289	261.697
Chicken and turkey feed, supplements, concentrates, and premixes.....	02	930102	12/86	273.803	268.533	258.722	261.116	255.612
Dairy cattle feed, supplements, concentrates, and premixes.....	02	930110	12/11	120.891	118.932	118.627	120.005	121.599
Swine feed, supplements, concentrates, and premixes.....	02	930115	12/11	121.278	121.217	119.582	118.875	118.547
Beef cattle feed, supplements, concentrates, and premixes.....	02	930117	12/11	124.928	123.202	121.188	120.895	120.765
Poultry, exc. chicken and turkey, and livestock, exc. cattle and swine, feed.....	02	930118	12/86	353.695	353.722	353.752	355.121	355.829
Miscellaneous feedstuffs.....	02	94		341.785	342.903	335.721	331.489	324.790
Pet food.....	02	9402		359.315	359.257	359.134	359.013	359.097
Dog and cat food.....	02	940202	12/85	309.744	309.744	309.744	309.744	309.745
Dog food.....	02	9402021	12/10	157.306	157.306	157.306	157.306	157.307
Canned dog food.....	02	94020211	12/10	182.565	182.565	182.565	182.565	182.565
Dry and semi moist dog food.....	02	94020214	12/11	144.264	144.264	144.264	144.264	144.265
Cat food.....	02	9402022	12/10	164.486	164.486	164.486	164.486	164.486
Canned cat food.....	02	94020224	12/11	166.326	166.326	166.326	166.326	166.326
Dry and semi moist cat food.....	02	94020225	12/10	152.098	152.098	152.098	152.098	152.098
Pet (excluding dog and cat), laboratory, and fur animal feed.....	02	940203	12/85	277.545	276.847	275.363	273.906	274.903
Miscellaneous feedstuffs other than pet food.....	02	9403		314.543	316.730	303.142	295.180	282.316
Meat meal and meat and bone meal.....	02	940301		226.033	231.346	224.365	199.169	154.712
Wet process corn byproducts.....	02	940317	06/85	209.238	210.556	186.018	193.016	193.336
Other animal feeds, including fertilizer byproducts and feather.....	02	940325	12/97	217.203	216.065	213.269	210.038	210.534
Animal and marine feed and fertilizer byproducts, except meat and bone meal.....	02	9403252	06/09	117.387	118.962	118.866	115.822	116.335
Other prepared animal feeds, including feeding materials and adjuncts.....	02	9403253	06/09	126.958	124.508	121.721	120.889	120.980
Miscellaneous byproducts of slaughtering plants.....	02	940333	06/01	568.125	575.726	552.487	523.685	499.282
Distillers' dried grains (dark and light) and dried solubles.....	02	940334	12/22	86.587	84.980	84.248	91.567	88.194
Textile products and apparel.....	03	—		182.835	184.545	185.222	184.761	183.878
Synthetic fibers.....	03	1		158.952	162.733	166.519	165.533	159.469
Unprocessed filament yarns.....	03	15		164.704	168.622	172.546	171.524	165.240
Noncellulosic and cellulosic organic fibers.....	03	1504	05/22	101.556	103.972	106.391	105.761	101.886
Noncellulosic fibers.....	03	150401		150.396	154.031	159.784	157.785	151.678
Noncellulosic organic fibers.....	03	1504014	06/05	132.355	136.517	143.155	140.797	133.798
Polyester manufactured fibers.....	03	15040147	06/11	123.136	123.364	124.419	124.400	124.400
Other noncellulosic organic fibers, incl. polyamide, polyolefin, and producer-textured.....	03	15040149	06/11	120.463	126.113	134.774	131.515	121.816
Processed yarns and threads.....	03	2		177.043	177.558	176.562	174.548	174.915
Yarns.....	03	26		170.744	171.253	170.268	168.278	168.640
Spun cotton yarns.....	03	2601		152.612	152.612	152.708	152.708	152.708
Spun cotton yarns.....	03	260115	05/22	80.972	80.972	81.023	81.023	81.023
Spun synthetic yarns.....	03	2603		161.676	161.676	160.728	160.728	160.728
Spun synthetic yarns.....	03	260304	12/94	144.915	144.915	144.066	144.066	144.066
Textured and twisted yarns.....	03	2604	12/88	178.094	179.180	177.210	172.964	173.718
Textured and twisted yarns.....	03	260405	05/22	94.289	94.864	93.821	91.573	91.972
Other spun noncellulosic and natural fiber (excluding cotton and wool) yarns.....	03	2607	06/08	137.995	137.995	137.797	137.797	137.797
Other spun noncellulosic and natural fiber (excluding cotton and wool) yarns.....	03	260701	06/08	137.995	137.995	137.797	137.797	137.797
Greige fabrics.....	03	3		170.437	170.550	170.496	169.618	169.862
Greige broadwoven fabrics.....	03	37		174.545	174.719	175.275	175.034	175.412
Greige manmade, silk, and other natural fiber (exc cotton/wool) broadwoven fabrics.....	03	3703		168.346	168.468	169.023	168.404	169.118
Greige manmade, silk, and other natural fiber (exc cotton/wool) broadwoven fabrics.....	03	370304	12/94	147.927	148.034	148.521	147.978	148.606
Greige knit fabrics.....	03	38		195.613	195.613	195.613	194.329	194.329
Weft (circular) knit fabrics, greige goods (excluding hosiery).....	03	3803		173.798	173.798	173.798	172.689	172.689
Weft (circular) knit fabrics, greige goods (excluding hosiery).....	03	380301		173.798	173.798	173.798	172.689	172.689
Warp knit fabrics, greige goods (excluding hosiery).....	03	3804		225.830	225.830	225.830	224.317	224.317
Warp knit fabrics, greige goods (excluding hosiery).....	03	380401		225.830	225.830	225.830	224.317	224.317
Tire cord and tire fabric.....	03	39	06/84	146.367	146.367	144.655	142.264	142.264
Tire cord and tire fabrics.....	03	3901	06/84	146.367	146.367	144.655	142.264	142.264
Tire cord and tire fabrics.....	03	390101	06/84	146.367	146.367	144.655	142.264	142.264
Finished fabrics.....	03	4		201.767	201.958	201.782	201.605	202.262

See footnotes at end of table.

Table 9. Producer price indexes for commodity and service groupings and individual items, not seasonally adjusted — Continued

[December 2023, Index base 1982=100, unless otherwise indicated]

Title	Commodity code		Other index base	Unadjusted index ¹				
	Group code	Item code		Aug. 2023	Sept. 2023 ^P	Oct. 2023 ^P	Nov. 2023 ^P	Dec. 2023 ^P
Finished broadwoven fabrics.....	03	42		211.032	209.236	209.217	208.151	209.767
Finished cotton broadwoven fabrics.....	03	4201		195.436	195.873	195.484	195.490	196.094
Finished cotton broadwoven fabrics.....	03	420104	12/94	173.055	173.442	173.098	173.103	173.637
Finished manmade, silk, and other natural fiber (exc. cotton and wool) broadwoven fabrics.....	03	4203		222.186	218.992	219.185	217.437	219.733
Finished manmade, silk, and other natural fiber (exc. cotton and wool) broadwoven fabrics.....	03	420306	12/94	182.926	180.296	180.455	179.016	180.906
Finished manmade, silk, & natural fiber (exc cotton/wool) broadwoven, finished in weaving mills.....	03	4203061	06/10	124.037	123.883	124.167	124.167	124.167
Finished manmade fiber, silk and other natural fiber broadwoven fabrics, finishing mill.....	03	4203062	06/10	169.406	165.614	165.614	163.468	166.286
Woven and braided narrow fabrics.....	03	44		261.541	261.925	262.112	261.656	276.694
Woven and braided narrow fabrics.....	03	4402	06/84	261.542	261.925	262.113	261.657	276.695
Woven narrow fabrics (12 inches or less in width).....	03	440204	12/89	221.729	222.113	222.366	222.366	237.738
Braided narrow fabrics (12 inches or less in width).....	03	440205	12/08	227.605	227.605	227.242	224.664	222.945
Nonwoven fabrics and felts.....	03	45		203.902	203.895	203.676	203.728	203.028
Nonwoven fabrics and felts.....	03	4503		203.902	203.895	203.676	203.728	203.028
Nonwoven fabrics.....	03	450321		203.005	203.041	202.719	202.848	202.120
Pressed, punched, or needled felts, excluding hats.....	03	450333	12/01	133.887	133.421	134.401	133.597	133.469
Coated fabrics, not rubberized.....	03	46	06/85	260.535	262.375	260.932	261.657	261.968
Coated fabrics, not rubberized.....	03	4601	06/85	260.535	262.375	260.932	261.657	261.968
Vinyl coated fabrics, including expanded vinyl coated.....	03	460102	06/85	246.824	250.221	245.269	247.936	247.532
Coated or laminated fabrics and coated yarns, incl. impregnated fabrics.....	03	460103	06/85	270.220	271.437	271.437	271.363	271.977
Screen printed textile materials, embroideries, and lace goods.....	03	47	06/85	222.032	222.743	222.813	222.574	222.769
Screen printed textile and apparel materials and embroideries.....	03	4701	06/85	222.318	223.033	223.103	222.863	223.059
Embroideries (excluding Schiffli machine products) and embroidery contractors.....	03	470103	12/11	133.092	131.646	131.705	131.705	131.705
Screen printing on garments, apparel accessories, and other fabric articles, excluding labels.....	03	470108	12/85	221.505	222.957	223.021	222.723	222.966
Knit fabrics, finished in knitting mills.....	03	48	12/03	171.695	172.437	172.393	172.143	172.445
Weft (circular) knit fabrics, knit and finished in the same establishment (excluding hosiery).....	03	4801	12/03	198.801	199.237	199.237	197.991	198.631
Weft (circular) knit fabrics, knit and finished in the same establishment (excluding hosiery).....	03	480101	12/03	198.801	199.237	199.237	197.991	198.631
Warp knit goods, knit and finished in the same establishment.....	03	4802	12/03	150.320	151.355	151.270	151.919	151.919
Warp knit goods, knit and finished in the same establishment.....	03	480201	12/03	150.320	151.355	151.270	151.919	151.919
Warp knit fabrics, knit and finished in same establishment.....	03	4802011	06/08	167.627	168.803	168.707	169.450	169.450
Apparel & other fabricated textile prods.....	03	8		176.818	179.152	179.697	179.797	179.729
Apparel.....	03	81		157.051	157.576	156.868	156.843	156.846
Miscellaneous apparel and accessories.....	03	8104	12/83	224.944	227.606	227.606	227.606	227.606
Men's and boys' fabric, straw, and felt hats, made from purchased materials.....	03	810414	12/09	168.253	178.930	178.930	178.930	178.930
Hat bodies and fabric caps, made from purchased materials.....	03	810416	12/09	186.260	186.260	186.260	186.260	186.260
Gloves and mittens, made from purchased materials.....	03	810424	12/11	149.509	149.509	149.509	149.509	149.509
Leather and sheep-lined apparel, made from purchased materials.....	03	810428	12/03	197.648	201.069	201.069	201.069	201.069
Apparel and accessories, n.e.c.....	03	810441	12/85	190.330	190.556	190.556	190.556	190.556
All other cut and sew apparel, made from purchased materials.....	03	81044118	12/22	103.196	103.371	103.371	103.371	103.371
Fabricated apparel accessories.....	03	8104412	06/09	147.765	147.765	147.765	147.765	147.765
All other apparel accessories, made from purchased materials.....	03	81044125	12/11	141.426	141.426	141.426	141.426	141.426
Women's, girls', and infants' cut and sew apparel.....	03	8106	12/03	107.223	107.268	106.208	106.208	106.208
Women's and girls' blouses and shirts, made from purchased fabrics.....	03	810603	12/22	100.119	100.119	96.699	96.699	96.699
Women's and girls' dresses, made from purchased fabrics.....	03	810611	12/03	98.972	98.972	98.972	98.972	98.972
Women's and girls' lingerie and nightwear, made from purchased fabrics.....	03	810647		161.591	161.591	161.591	161.591	161.591
Women's and girls' other outerwear, made from purchased fabrics.....	03	810661	12/22	100.561	100.710	100.728	100.728	100.728
Men's and boys' cut and sew apparel.....	03	8107	12/03	138.393	138.407	137.846	137.846	137.846
Men's and boys' pants, except work pants, made from purchased fabrics.....	03	810703	12/22	92.859	92.859	92.859	—	—
Men's and boys' work clothing, made from purchased fabrics.....	03	810713	12/22	102.508	102.508	102.508	102.508	102.508
Men's and boys' shirts, except work shirts, made from purchased fabrics.....	03	810723	12/22	100.427	100.427	100.643	100.643	100.643
Men's and boys' suits, coats, and overcoats, made from purchased fabrics.....	03	810735	12/13	124.565	124.565	125.429	125.429	125.429
Men's and boys' other outerwear, made from purchased fabrics.....	03	810744	12/22	101.396	101.488	95.063	95.063	95.063
Men's and boys' nightwear, robes, and underwear, made from purchased fabrics.....	03	810761	12/03	161.145	161.145	161.698	161.698	161.698
Apparel made in knitting mills.....	03	8108	12/03	124.657	124.657	124.657	124.532	124.545
Knit outerwear, underwear, and nightwear, made in knitting mills.....	03	810808	05/16	112.457	112.457	112.457	—	—
Hosiery and socks.....	03	810831	05/20	107.722	107.722	107.722	107.577	107.592

See footnotes at end of table.

Table 9. Producer price indexes for commodity and service groupings and individual items, not seasonally adjusted — Continued

[December 2023, Index base 1982=100, unless otherwise indicated]

Title	Commodity code		Other index base	Unadjusted index ¹				
	Group code	Item code		Aug. 2023	Sept. 2023 ^P	Oct. 2023 ^P	Nov. 2023 ^P	Dec. 2023 ^P
Textile house furnishings.....	03	82		182.085	182.056	182.132	182.131	182.086
Textile house furnishings.....	03	8203	06/83	196.128	196.098	196.179	196.178	196.129
Curtains and draperies, made from purchased materials.....	03	820304	12/05	152.045	152.045	152.045	152.045	152.045
Other textiles, including towels and bed textiles.....	03	820312	06/05	145.187	145.156	145.239	145.238	145.189
Fabricated textile products, made in weaving mills.....	03	8203121	06/11	99.845	99.604	99.245	99.836	99.646
Other household textile products.....	03	8203122	06/11	131.214	131.214	131.342	131.265	131.241
Bedspreads, made from purchased materials.....	03	82031221	12/11	139.542	139.542	139.542	139.542	139.542
Sheets and pillowcases, made from purchased materials.....	03	82031223	12/11	157.610	157.610	157.610	157.610	157.610
Other household furnishings, made from purchased materials.....	03	82031226	12/11	126.107	126.107	126.252	126.165	126.137
Industrial and other fabricated products.....	03	83		215.820	221.404	223.617	223.909	223.743
Industrial and other fabricated products.....	03	8303		214.976	220.538	222.742	223.034	222.869
Rope, cordage, and twine.....	03	830321	06/12	136.515	136.183	135.856	138.262	137.504
All other textile bags.....	03	830334	06/10	152.952	152.952	152.958	—	152.958
Canvas and related products.....	03	830345	06/03	182.206	185.945	186.028	186.028	186.157
All other fabricated textile products, excluding trimming and findings.....	03	830351	12/85	166.132	172.905	177.157	177.001	176.527
All other miscellaneous fabricated textile products.....	03	8303516	09/18	127.415	127.755	127.989	127.875	127.533
Trimming and findings, excluding automobile and apparel.....	03	830361	12/06	210.206	211.265	211.548	217.697	222.333
Miscellaneous textile products/services.....	03	9	06/85	195.426	197.716	196.861	197.425	198.374
Miscellaneous textile products/services.....	03	94	09/18	133.537	135.101	134.518	134.903	135.551
Miscellaneous textile products/services.....	03	9401	09/18	133.537	135.101	134.518	134.903	135.551
Textile and fabric finishing, except broadwoven.....	03	940103	12/01	163.762	163.762	158.373	158.373	158.705
Hides, skins, leather, and related products.....	04	—		179.575	179.832	177.695	178.278	177.980
Hides and skins, incl. cattle.....	04	1		108.880	109.690	101.856	103.580	102.220
Hides and skins, incl. cattle.....	04	19	06/01	49.848	50.219	46.632	47.421	46.799
Hides, skins, and pelts, made in slaughtering plants.....	04	1901	06/01	49.848	50.219	46.632	47.421	46.799
Hides, skins, and pelts, made in slaughtering plants.....	04	190108	06/01	49.848	50.219	46.632	47.421	46.799
Leather.....	04	2		201.397	201.251	201.155	201.336	201.738
Finished and unfinished leather.....	04	27	12/97	110.406	110.326	110.274	110.373	110.593
Finished and unfinished leather.....	04	2701	12/97	110.406	110.326	110.274	110.373	110.593
Finished and unfinished leather.....	04	270102	12/03	92.098	92.031	91.987	92.070	92.254
Footwear.....	04	3		251.034	251.034	251.006	251.321	251.380
Men's nonathletic footwear.....	04	31		293.146	293.146	293.251	293.234	293.341
Men's footwear (size 6 and larger), excluding athletic.....	04	3105	12/93	204.431	204.431	204.504	204.492	204.567
Men's footwear (size 6 and larger), excluding athletic.....	04	310501	12/93	204.585	204.585	204.658	204.647	204.722
Women's nonathletic footwear.....	04	32		193.524	193.524	193.220	194.384	194.390
Women's footwear (size 4 and larger), excluding athletic.....	04	3205	12/93	151.303	151.303	151.065	151.975	151.979
Women's footwear (size 4 and larger), excluding athletic.....	04	320501	12/93	151.220	151.220	150.982	151.892	151.896
Other footwear including slippers.....	04	39	12/02	172.660	172.660	172.660	172.660	—
Other footwear, excluding rubber and plastic soled footwear.....	04	3901	12/02	172.660	172.660	172.660	172.660	—
Other footwear, excluding rubber and plastic soled footwear.....	04	390104	12/11	153.462	153.462	153.462	153.462	—
Other leather and related products.....	04	4		222.978	223.186	223.515	223.515	223.515
Luggage and small leather goods.....	04	41		203.718	204.066	204.354	204.354	204.354
Luggage and small leather goods.....	04	4101		203.718	204.066	204.354	204.354	204.354
Luggage (including suitcases, travel bags, backpacks, and other types).....	04	410112	12/84	162.741	163.265	163.265	163.265	163.265
Women's and children's handbags and purses.....	04	410128	06/82	196.941	196.941	197.316	197.316	197.316
Personal leather goods (excluding women's handbags and purses).....	04	410132	06/82	202.521	202.521	204.766	204.766	204.766
Leather and leather-like goods, n.e.c.....	04	45	06/85	231.285	231.285	231.643	231.643	231.643
Leather and leather-like goods, n.e.c.....	04	4501	06/85	231.285	231.285	231.643	231.643	231.643
All other leather goods.....	04	450101	06/85	257.264	257.264	257.701	257.701	257.701
Boot and shoe cut stock and findings.....	04	4501011	12/11	121.156	121.156	121.156	121.156	121.156
All other miscellaneous leather goods.....	04	4501014	12/11	156.527	156.527	156.826	156.826	156.826
Leather belts, made from purchased materials.....	04	450111	06/85	176.127	176.127	176.127	176.127	176.127
Fuels and related products and power.....	05	—		248.819	254.487	240.055	230.666	217.119
Coal.....	05	1		283.845	274.276	281.610	276.923	279.972
Coal.....	05	13		283.845	274.276	281.610	276.923	279.972
Coal.....	05	1301		283.845	274.276	281.610	276.923	279.972
Unprepared bituminous coal and lignite (utility sold).....	05	130101		178.118	176.680	183.351	177.350	177.075
Unprepared bituminous coal and lignite from surface mine (utility sold).....	05	1301011	06/08	141.897	138.380	148.457	137.837	136.868
Unprepared bituminous coal and lignite from underground mine (utility sold).....	05	1301012	12/22	109.569	110.882	110.572	112.292	112.818
Prepared bituminous coal and lignite (utility sold).....	05	130102	12/01	321.523	306.223	316.288	308.267	313.642

See footnotes at end of table.

Table 9. Producer price indexes for commodity and service groupings and individual items, not seasonally adjusted — Continued
 [December 2023, Index base 1982=100, unless otherwise indicated]

Title	Commodity code		Other index base	Unadjusted index ¹				
	Group code	Item code		Aug. 2023	Sept. 2023 ^P	Oct. 2023 ^P	Nov. 2023 ^P	Dec. 2023 ^P
Prepared bituminous coal & lignite, from surface mine (utility sold) . . .	05	1301021	06/08	175.277	156.208	174.643	160.135	172.397
Prepared bituminous coal & lignite, from underground mine (utility sold) . . .	05	1301022	06/08	186.361	183.452	182.093	183.075	181.006
Coal exports	05	130103	12/22	90.215	88.671	89.394	89.845	90.539
Coal non-utility sold (including anthracite)	05	130104	12/86	354.954	366.116	358.826	381.017	373.514
Gas fuels	05	3		115.450	118.015	115.305	119.292	119.336
Natural gas	05	31		84.131	81.922	82.865	91.076	92.413
Natural gas	05	3101		84.131	81.922	82.865	91.076	92.413
Natural gas	05	310105	06/96	106.628	103.829	105.024	115.430	117.125
Natural gas from the wellhead	05	3101051	06/09	58.190	56.793	57.833	62.347	62.885
Natural gas from processing facilities	05	3101052	06/09	67.630	64.992	63.192	77.477	81.102
Liquefied petroleum gas	05	32		159.036	174.454	162.216	152.245	148.501
Liquefied petroleum gas	05	3201		159.036	174.454	162.216	152.245	148.501
Isopentane and natural gasoline	05	320102	06/09	96.173	105.460	96.327	88.411	85.075
Propane	05	320104		137.345	150.664	138.960	126.270	134.524
Butane	05	320105		116.846	122.901	112.223	123.841	154.715
Plant condensate, ethane, gas mixtures, and other natural gas liquids	05	320108	06/09	54.649	60.369	56.662	52.396	47.565
Electric power	05	4		277.867	278.413	266.143	264.535	264.469
Residential electric power	05	41	12/90	231.454	231.423	224.963	223.459	223.440
Residential electric power	05	4121	12/90	231.454	231.423	224.963	223.459	223.440
Residential electric power	05	412101	12/90	231.454	231.423	224.963	223.459	223.440
Residential electric power, New England	05	4121011	12/07	187.479	187.869	196.861	196.861	196.861
Residential electric power, Middle Atlantic	05	4121012	12/07	142.132	142.136	139.246	140.674	138.334
Residential electric power, East North Central	05	4121013	12/07	175.799	175.815	167.063	168.335	170.168
Residential electric power, West North Central	05	4121014	12/07	156.897	152.119	139.135	139.011	136.603
Residential electric power, South Atlantic	05	4121015	12/07	158.229	159.597	152.409	152.260	152.614
Residential electric power, East South Central	05	4121016	12/07	158.340	155.932	156.304	155.502	155.639
Residential electric power, West South Central	05	4121017	12/07	150.248	150.891	148.240	140.939	141.676
Residential electric power, Mountain	05	4121018	12/07	136.744	134.934	135.469	132.216	132.555
Residential electric power, Pacific	05	4121019	12/07	235.545	236.672	229.877	229.971	229.942
Commercial electric power	05	42		265.640	266.710	251.651	249.516	249.102
Commercial electric power	05	4221	12/90	232.507	233.443	220.263	218.394	218.032
Commercial electric power	05	422101	12/90	232.507	233.443	220.263	218.394	218.032
Commercial electric power, New England	05	4221011	12/07	174.378	175.065	178.691	178.691	178.691
Commercial electric power, Middle Atlantic	05	4221012	12/07	143.798	146.379	132.347	132.774	131.651
Commercial electric power, East North Central	05	4221013	12/07	163.257	163.311	152.885	153.818	155.204
Commercial electric power, West North Central	05	4221014	12/07	155.017	149.720	139.590	138.755	133.493
Commercial electric power, South Atlantic	05	4221015	12/07	129.139	130.930	129.410	128.384	128.919
Commercial electric power, East South Central	05	4221016	12/07	149.878	148.285	145.918	145.745	144.398
Commercial electric power, West South Central	05	4221017	12/07	143.407	145.070	138.507	131.255	131.288
Commercial electric power, Mountain	05	4221018	12/07	147.567	143.566	145.396	143.393	144.329
Commercial electric power, Pacific	05	4221019	12/07	248.989	250.911	222.814	221.611	221.517
Industrial electric power	05	43		317.410	318.325	299.452	299.737	300.423
Industrial electric power	05	4321	12/90	266.895	267.664	251.794	252.034	252.611
Industrial electric power	05	432101	12/90	266.895	267.664	251.794	252.034	252.611
Industrial electric power, New England	05	4321011	12/07	173.539	163.076	148.174	158.369	178.295
Industrial electric power, Middle Atlantic	05	4321012	12/07	140.268	141.688	147.733	145.849	146.218
Industrial electric power, East North Central	05	4321013	12/07	243.993	242.132	224.135	231.353	236.752
Industrial electric power, West North Central	05	4321014	12/07	169.623	160.089	149.973	142.777	140.976
Industrial electric power, South Atlantic	05	4321015	12/07	120.664	122.737	122.485	122.360	122.903
Industrial electric power, East South Central	05	4321016	12/07	146.634	145.164	140.579	139.468	138.453
Industrial electric power, West South Central	05	4321017	12/07	128.224	127.674	124.968	119.499	119.351
Industrial electric power, Mountain	05	4321018	12/07	181.218	200.938	162.363	178.217	167.276
Industrial electric power, Pacific	05	4321019	12/07	246.554	247.506	227.102	222.906	222.994
Transportation electric power	05	46	12/10	133.231	134.823	129.752	129.038	129.219
Transportation electric power	05	4621	12/10	133.231	134.823	129.752	129.038	129.219
Transportation electric power	05	462111	12/10	133.231	134.823	129.752	129.038	129.219
Utility natural gas	05	5	12/90	263.046	261.573	261.693	272.722	274.867
Residential natural gas	05	51	12/90	270.911	268.624	268.465	279.978	279.936
Residential natural gas	05	5121	12/90	270.911	268.624	268.465	279.978	279.936
Residential natural gas	05	512101	12/90	270.911	268.624	268.465	279.978	279.936
Residential natural gas, New England	05	5121011	06/12	133.630	132.420	134.049	179.007	178.794
Residential natural gas, Middle Atlantic	05	5121012	06/12	148.580	148.435	145.394	146.270	149.876
Residential natural gas, East North Central	05	5121013	06/12	138.313	135.919	135.031	141.072	139.334
Residential natural gas, West North Central	05	5121014	06/12	135.829	135.648	135.588	137.321	138.917
Residential natural gas, South Atlantic	05	5121015	06/12	133.228	132.776	135.140	135.966	138.573

See footnotes at end of table.

Table 9. Producer price indexes for commodity and service groupings and individual items, not seasonally adjusted — Continued
 [December 2023, Index base 1982=100, unless otherwise indicated]

Title	Commodity code		Other index base	Unadjusted index ¹				
	Group code	Item code		Aug. 2023	Sept. 2023 ^P	Oct. 2023 ^P	Nov. 2023 ^P	Dec. 2023 ^P
Residential natural gas, East South Central.....	05	5121016	06/12	113.104	99.949	100.975	106.796	108.107
Residential natural gas, West South Central.....	05	5121017	06/12	182.699	184.024	190.821	199.732	198.107
Residential natural gas, Mountain.....	05	5121018	06/12	204.477	204.645	204.379	202.520	202.822
Residential natural gas, Pacific.....	05	5121019	06/12	171.535	170.138	170.662	182.250	175.563
Commercial natural gas.....	05	52	12/90	251.081	245.717	250.502	271.477	271.177
Commercial natural gas.....	05	5221	12/90	251.081	245.717	250.502	271.477	271.177
Commercial natural gas.....	05	522101	12/90	251.081	245.717	250.502	271.477	271.177
Commercial natural gas, New England.....	05	5221011	06/12	117.915	114.107	116.074	181.633	181.424
Commercial natural gas, Middle Atlantic.....	05	5221012	06/12	127.528	127.205	126.362	129.001	130.586
Commercial natural gas, East North Central.....	05	5221013	06/12	132.554	121.827	132.756	141.854	144.412
Commercial natural gas, West North Central.....	05	5221014	06/12	142.739	141.957	141.673	145.157	149.261
Commercial natural gas, South Atlantic.....	05	5221015	06/12	118.452	116.714	119.036	118.586	118.885
Commercial natural gas, East South Central.....	05	5221016	06/12	123.186	116.205	112.808	115.940	118.777
Commercial natural gas, West South Central.....	05	5221017	06/12	187.884	189.057	198.728	207.688	207.149
Commercial natural gas, Mountain.....	05	5221018	06/12	226.781	228.281	226.933	222.075	222.532
Commercial natural gas, Pacific.....	05	5221019	06/12	171.799	170.961	170.559	206.091	192.433
Industrial natural gas.....	05	53	12/90	211.942	209.012	208.870	221.340	227.485
Industrial natural gas.....	05	5321	12/90	211.942	209.012	208.870	221.340	227.485
Industrial natural gas.....	05	532101	12/90	211.942	209.012	208.870	221.340	227.485
Industrial natural gas, New England.....	05	5321011	09/16	112.876	108.970	111.676	181.530	181.378
Industrial natural gas, Middle Atlantic.....	05	5321012	09/16	159.425	158.745	133.692	137.441	138.864
Industrial natural gas, East North Central.....	05	5321013	06/12	112.321	112.904	111.373	122.203	130.281
Industrial natural gas, West North Central.....	05	5321014	06/12	171.729	173.536	172.195	174.060	176.372
Industrial natural gas, South Atlantic.....	05	5321015	09/16	141.967	142.440	141.888	148.365	150.207
Industrial natural gas, East South Central.....	05	5321016	09/16	117.868	109.947	106.898	110.803	112.748
Industrial natural gas, West South Central.....	05	5321017	09/16	153.720	148.969	158.335	166.683	167.482
Industrial natural gas, Mountain.....	05	5321018	09/16	185.805	186.089	185.328	180.668	180.668
Industrial natural gas, Pacific.....	05	5321019	09/16	154.891	152.964	150.711	159.816	170.599
Natural gas to electric power.....	05	54	12/90	226.833	228.132	226.867	231.813	236.298
Natural gas to electric power.....	05	5421	12/90	226.833	228.132	226.867	231.813	236.298
Natural gas to electric power.....	05	542101	12/90	226.833	228.132	226.867	231.813	236.298
Crude petroleum (domestic production).....	05	6		224.147	247.165	238.834	215.757	187.244
Crude petroleum (domestic production).....	05	61		224.147	247.165	238.834	215.757	187.244
Crude petroleum (domestic production).....	05	6101		224.147	247.165	238.834	215.757	187.244
Crude petroleum (domestic production).....	05	610102	06/84	244.128	269.198	260.123	234.990	203.935
Petroleum products, refined.....	05	7		330.529	337.828	304.867	285.188	255.963
Gasoline.....	05	71		297.395	296.655	253.441	228.390	207.515
Unleaded premium gasoline.....	05	7103		326.815	329.171	285.003	256.567	233.110
Unleaded premium gasoline.....	05	710304	06/02	370.255	372.924	322.885	290.669	264.095
Unleaded regular gasoline.....	05	7104		290.597	289.003	245.168	221.655	201.185
Unleaded regular gasoline.....	05	710404	06/02	349.189	347.273	294.600	266.346	241.748
Unleaded mid-premium gasoline.....	05	7105	12/87	526.425	521.150	441.635	413.814	361.507
Unleaded mid-premium gasoline.....	05	710504	06/02	360.004	356.397	302.019	282.993	247.223
Kerosene and jet fuels.....	05	72		311.194	332.952	323.115	303.636	266.538
Kerosene.....	05	7202		313.399	331.153	331.891	300.177	259.301
Kerosene.....	05	720201		313.413	331.168	331.906	300.191	259.312
Jet fuel.....	05	7203		311.932	334.011	323.461	304.720	267.762
Jet fuel.....	05	720301		314.331	336.580	325.948	307.064	269.822
Light fuel oils.....	05	73		402.114	420.686	384.542	369.779	320.292
Home heating oil and distillates.....	05	7302		291.090	314.094	295.645	266.100	233.134
Home heating oil and distillates.....	05	730201		291.090	314.094	295.645	266.100	233.134
No. 2 diesel fuel.....	05	7303		428.045	446.947	407.772	393.769	340.831
No. 2 diesel fuel.....	05	730302	06/85	535.806	559.467	510.429	492.901	426.636
Residual fuels (heavy fuel oils, incl. #5, #6, & other residual fuels).....	05	74		204.401	216.120	224.865	217.858	200.628
Residual fuels (heavy fuel oils, incl. #5, #6, & other residual fuels).....	05	7407	06/85	300.268	317.483	330.330	320.035	294.724
Residual fuels (heavy fuel oils, incl. #5, #6, & other residual fuels).....	05	740703	06/02	265.379	280.595	291.949	282.850	260.480
Finished lubricants.....	05	76		614.508	607.799	606.873	608.096	612.376
Lubricating and similar oils.....	05	7604	06/85	571.845	564.079	563.285	563.793	568.748
Lubricating and similar oils not from petroleum refineries.....	05	760401	06/85	553.727	546.206	545.437	545.929	550.727
Lubricating oil base stocks.....	05	78	06/09	165.522	165.295	184.951	188.802	189.915
Lubricating oil base stocks.....	05	7801	06/09	165.522	165.295	184.951	188.802	189.915
Lubricating oil base stocks.....	05	780121	06/09	165.522	165.295	184.951	188.802	189.915
Asphalt and other petroleum and coal products, n.e.c.....	05	8	12/84	354.220	376.311	425.212	383.915	339.813
Asphalt and other petroleum and coal products, n.e.c.....	05	81	12/84	354.220	376.311	425.212	383.915	339.813

See footnotes at end of table.

Table 9. Producer price indexes for commodity and service groupings and individual items, not seasonally adjusted — Continued
 [December 2023, Index base 1982=100, unless otherwise indicated]

Title	Commodity code		Other index base	Unadjusted index ¹				
	Group code	Item code		Aug. 2023	Sept. 2023 ^P	Oct. 2023 ^P	Nov. 2023 ^P	Dec. 2023 ^P
Asphalt	05	8102	06/85	266.974	265.738	254.686	255.681	237.362
Asphalt	05	810212	06/85	266.974	265.738	254.686	255.681	237.362
Other petroleum and coal products, including coke oven products, n.e.c....	05	8103	12/84	775.863	839.193	986.332	869.040	759.974
Other petroleum and coal products, including coke oven products, n.e.c....	05	810319	12/84	775.863	839.193	986.332	869.040	759.974
Other petroleum and coal products, made in coke oven establishments	05	8103191	06/09	188.989	188.817	184.435	184.237	182.749
Chemicals and allied products	06	—		346.102	346.391	347.819	345.363	343.054
Industrial chemicals	06	1		307.044	309.680	315.845	308.911	302.389
Basic inorganic chemicals	06	13		359.076	360.083	352.609	351.039	351.800
Inorganic chemicals, other than alkalis and chlorine	06	1302		336.830	341.503	338.168	336.955	338.074
Aluminum compounds	06	130209	06/95	145.208	145.208	145.040	136.371	136.371
Inorganic acids, inc. hydrochloric, sulfuric acid, and other	06	13020T	12/08	111.610	111.920	113.487	113.481	113.744
Sulfuric acid	06	13020T1	06/87	184.098	185.752	185.752	187.266	188.161
Lime	06	130213		415.047	416.814	416.784	417.229	417.198
Potassium and sodium compounds, excluding bleaches, alkalis, and alum	06	130217	06/01	446.734	441.732	439.545	436.904	436.904
Rock salt	06	130271	12/84	428.230	428.230	428.230	—	—
Other inorganic chemicals, nec	06	130283	12/06	177.479	180.096	176.808	176.908	177.780
All other inorganic chemicals	06	1302833	12/08	124.084	126.489	124.228	124.320	124.971
Alkalis and chlorine, including natural sodium carbonate and sulfate	06	1303		472.567	460.056	436.586	433.557	433.051
Chlorine, sodium hydroxide, and other alkalis	06	130302	06/05	235.506	228.983	216.675	214.971	214.721
Sodium hydroxide (caustic soda)	06	1303024	12/07	168.406	160.258	144.403	142.502	142.610
Other alkalis	06	1303028	12/11	166.827	167.391	158.667	158.560	157.968
Basic organic chemicals	06	14		299.882	302.850	311.659	303.645	295.683
Primary basic organic chemicals	06	1401		221.327	231.612	249.397	246.389	243.782
Aromatics	06	140197	06/01	235.114	254.715	282.788	258.575	259.253
Liquid refinery gases	06	140198	06/01	194.863	201.120	213.874	218.366	214.848
Cyclic intermediate chemicals and dyes	06	1402		294.451	293.430	291.478	276.562	275.165
Cyclic intermediate chemicals	06	140281	06/01	278.517	278.822	276.978	260.152	259.704
Synthetic organic dyes	06	140282	06/01	127.195	122.272	121.419	124.560	120.875
Other basic organics	06	1403		310.645	309.293	312.607	303.110	292.515
Ethanol (ethyl alcohol)	06	140341		300.462	299.970	301.027	271.172	237.070
Other basic organics, n.e.c.	06	140399	06/87	305.590	303.957	308.018	306.392	304.873
Fatty acids	06	1403991	12/07	221.042	229.910	228.536	214.610	198.896
Bulk pesticides and other bulk synthetic organic agricultural chemicals, excluding preparation	06	1403992	12/07	281.940	281.940	282.080	281.798	281.779
Industrial organic flavor oil mixtures and blends	06	1403993	12/08	379.310	348.614	328.628	326.078	325.078
Natural organic chemicals	06	1403995	12/08	142.362	139.067	139.109	138.586	138.586
Synthetic organic chemicals for use as flavor and perfume materials	06	1403997	12/07	184.299	184.299	184.299	—	—
Synthetic organic rubber-processing chemicals	06	1403998	12/07	138.738	—	—	140.455	—
Synthetic organic plasticizers	06	1403999	12/07	149.683	144.390	148.193	148.795	149.868
Other synthetic organic chemicals	06	140399A	12/07	97.488	94.809	99.542	100.290	100.538
Miscellaneous end use chemicals and chemical products, excluding urea	06	140399B	12/07	233.165	233.229	233.714	231.586	231.828
Miscellaneous cyclic and acyclic chemicals and chemical products, excluding fatty acid esters	06	140399C	12/07	130.099	128.376	130.365	131.904	131.904
Paints and allied products	06	2		406.344	404.480	400.080	400.435	399.878
Prepared paint	06	21		419.706	418.864	417.742	417.452	416.715
Architectural coatings	06	2101		509.505	509.572	507.610	507.610	507.610
Architectural coatings	06	210104	12/03	279.511	279.548	278.471	278.471	278.471
Exterior architectural coatings	06	2101041	12/12	184.954	185.022	185.033	185.033	185.033
Interior architectural coatings	06	2101042	12/12	153.805	153.805	152.876	152.876	152.876
OEM finishes excluding marine coatings	06	2102	06/83	264.120	264.991	262.058	261.641	262.561
OEM finishes excluding marine coatings	06	210201	06/83	264.120	264.991	262.058	261.641	262.561
Transportation finishes, except powdered and high-solids coatings ..	06	2102011	12/12	120.089	120.361	117.598	118.800	118.800
All other product finishes for original equipment manufacturers (OEM), excluding marine coating	06	2102012	12/12	147.123	147.649	146.479	145.795	146.444
Special purpose coatings, incl. marine, industrial & construction coatings	06	2103	06/83	527.324	520.648	525.154	524.313	518.325
Special purpose coatings, incl. marine, industrial & construction coatings	06	210301	06/83	527.324	520.648	525.154	524.313	518.325
Paint materials	06	22		354.569	351.557	337.421	337.653	337.366
Paint colors	06	2202		294.612	291.781	278.492	278.710	278.440
All other inorganic pigments, including TiO2, chrome colors, and other white opaque pigments	06	22020N	09/21	130.679	128.432	123.032	121.273	121.273
Synthetic organic pigments, lakes, and toners	06	220298	06/87	196.535	204.774	190.863	209.968	208.566
Kaolin and ball clay	06	2204		282.657	282.657	—	—	—
Kaolin and ball clay	06	220407		324.060	324.060	—	—	—

See footnotes at end of table.

Table 9. Producer price indexes for commodity and service groupings and individual items, not seasonally adjusted — Continued
 [December 2023, Index base 1982=100, unless otherwise indicated]

Title	Commodity code		Other index base	Unadjusted index ¹				
	Group code	Item code		Aug. 2023	Sept. 2023 ^P	Oct. 2023 ^P	Nov. 2023 ^P	Dec. 2023 ^P
Allied and miscellaneous paint products.....	06	23	06/83	427.228	417.199	409.254	417.964	418.609
Allied and miscellaneous paint products.....	06	2301	06/83	427.228	417.199	409.254	417.964	418.609
Allied and miscellaneous paint products.....	06	230104	12/03	241.851	236.174	231.677	236.607	236.972
Drugs and pharmaceuticals.....	06	3		665.338	665.130	666.345	666.527	666.220
Medicinal and botanical chemicals, drugs, and other products.....	06	31		185.354	185.292	187.000	187.064	186.534
Medicinal and botanical chemicals, drugs, and other products.....	06	3102	06/82	185.409	185.347	187.056	187.119	186.590
Synthetic organic medicinal chemicals, medicinal & botanical drugs, & other products.....	06	310203	06/82	185.409	185.347	187.056	187.119	186.590
Veterinary pharmaceutical preparations.....	06	34		211.805	211.805	211.805	211.805	211.805
Pharmaceuticals for veterinary use.....	06	3403	12/87	210.418	210.418	210.418	210.418	210.418
Pharmaceuticals for veterinary use.....	06	340303	06/01	160.482	160.482	160.482	160.482	160.482
Biological products, including diagnostics.....	06	37		327.391	327.122	327.728	327.857	327.805
Biological products, excluding diagnostic, for veterinary, industrial, and all other misc. uses.....	06	3717	12/04	169.531	171.299	174.232	174.232	174.232
Biological products, excluding diagnostic, for veterinary, industrial, and all other misc. uses.....	06	371705	12/22	112.392	113.564	115.508	115.508	115.508
Diagnostics.....	06	3718	06/09	144.567	143.496	142.890	143.033	142.976
In-vitro diagnostic substances.....	06	371801		228.000	225.396	224.913	225.504	226.080
Biological products, excluding diagnostic, for human use.....	06	3719	06/09	156.414	156.414	156.414	156.414	156.414
Biological products, excluding diagnostic, for human use.....	06	371904	12/22	102.693	102.693	102.693	102.693	102.693
Pharmaceutical preparations.....	06	38	06/01	289.336	289.303	289.700	289.766	289.640
Pharmaceuticals affecting neoplasms, the endocrine system, & metabolic diseases.....	06	3801	06/01	314.724	314.724	314.724	314.729	314.729
Cancer therapy products.....	06	380102	12/09	117.783	117.783	117.783	117.783	117.783
Insulin/antidiabetes products.....	06	380103	12/09	316.411	316.411	316.411	316.470	316.470
Other neoplasms, endocrine system, and metabolic diseases.....	06	380104	12/09	176.874	176.874	176.874	176.874	176.874
Hormones and oral contraceptives.....	06	380105	12/09	226.878	226.878	226.878	226.878	226.878
Pharmaceuticals acting on the central nervous system and the sense organs.....	06	3802	06/01	343.632	343.632	343.632	343.632	343.632
Analgesics.....	06	380202	12/09	290.017	290.017	290.017	290.017	290.017
Analgesics, over-the-counter.....	06	380202OC	06/81	277.623	277.623	277.623	277.623	277.623
Analgesics, prescription.....	06	380202RX	06/81	2,489.804	2,489.804	2,489.804	2,489.804	2,489.804
Psychotherapeutics.....	06	380203	12/09	203.338	203.338	203.338	203.338	203.338
Antidepressants.....	06	3802031	12/09	203.832	203.832	203.832	203.832	203.832
Other psychotherapeutics, including tranquilizers.....	06	3802032	12/09	210.012	210.012	210.012	210.012	210.012
Anticonvulsants.....	06	380204	12/09	221.858	221.858	221.858	221.858	221.858
Other central nervous system and sense organs.....	06	380205	12/09	206.168	206.168	206.168	206.168	206.168
Pharmaceuticals acting on the cardiovascular system.....	06	3803	06/01	447.212	447.212	447.212	447.212	447.156
Other cardiovascular preparations.....	06	380305	12/09	331.807	331.807	331.807	331.807	331.743
Pharmaceuticals acting on the respiratory system.....	06	3804	06/01	223.867	223.867	223.867	223.867	223.867
Antihistamines and bronchodilators, including antiasthmatics.....	06	380402	12/07	167.912	167.912	167.912	167.912	167.912
Other respiratory preparations.....	06	380403	12/07	178.561	178.561	178.561	178.561	178.561
Other respiratory preparations, over-the-counter.....	06	380403OC	12/07	124.640	124.640	124.640	124.640	124.640
Other respiratory preparations, prescription.....	06	380403RX	12/07	177.383	177.383	177.383	177.383	177.383
Pharmaceuticals acting on the digestive or the genito-urinary systems.....	06	3805	06/01	200.072	200.072	200.788	200.788	200.788
Other digestive or genito-urinary preparations.....	06	380503	12/09	145.546	145.546	146.126	146.126	146.126
Other digestive or genito-urinary preparations, prescription.....	06	380503RX	06/01	219.474	219.474	220.575	220.575	220.575
Pharmaceuticals acting on the skin.....	06	3806	06/01	191.524	191.524	191.524	191.524	189.910
Other pharmaceutical preparations acting on the skin.....	06	380603	12/09	125.733	125.733	125.733	125.733	125.733
Anti-acne preparations.....	06	380606	12/09	111.783	111.783	111.783	111.783	111.783
Vitamin, nutrient, and hematinic preparations.....	06	3807	06/01	152.319	152.175	153.764	154.045	154.045
Multivitamins.....	06	380702	12/09	128.081	128.081	127.087	127.087	127.087
Other vitamins and nutrients.....	06	380703	12/09	136.973	136.773	139.275	139.580	139.580
Pharmaceuticals affecting parasitic and infective diseases.....	06	3808	06/01	278.209	278.209	278.209	278.209	278.209
Broad and medium spectrum antibiotics.....	06	380802	12/09	171.403	171.403	171.403	171.403	171.403
Systemic antivirals.....	06	380803	12/09	196.197	196.197	196.197	196.197	196.197
Other parasitic and infective diseases.....	06	380804	12/09	213.823	213.823	213.823	213.823	213.823
Fats and oils, inedible.....	06	4		359.065	358.923	335.465	315.312	308.116
Fats and oils, inedible.....	06	41		359.065	358.923	335.465	315.312	308.116
Fats and oils, inedible.....	06	4101		359.065	358.923	335.465	315.312	308.116
Soybean oil, processed for inedible purposes.....	06	410131	06/95	213.432	211.527	195.081	185.352	183.972
Crude soybean oil, degummed, made from soybeans crushed in the same establishment.....	06	4101311	12/07	91.900	91.280	88.463	86.921	85.933
Soybean oil, all other types.....	06	4101312	12/07	167.266	165.583	148.642	138.502	137.794
Lard, inedible tallow, and grease, except wool grease.....	06	410132	06/02	516.121	535.719	529.234	475.786	433.917
Agricultural chemicals and chemical products.....	06	5		275.818	270.680	278.313	280.647	282.485
Mixed fertilizers.....	06	51		262.521	259.544	259.971	259.971	259.834

See footnotes at end of table.

Table 9. Producer price indexes for commodity and service groupings and individual items, not seasonally adjusted — Continued
 [December 2023, Index base 1982=100, unless otherwise indicated]

Title	Commodity code		Other index base	Unadjusted index ¹				
	Group code	Item code		Aug. 2023	Sept. 2023 ^P	Oct. 2023 ^P	Nov. 2023 ^P	Dec. 2023 ^P
Mixed fertilizers.....	06	5105	06/86	277.009	273.867	274.318	274.318	274.173
Mixed fertilizers.....	06	510501	06/86	277.009	273.867	274.318	274.318	274.173
Mixed fertilizers, made in plants which manufacture fertilizer materials.....	06	5105011	12/09	265.987	268.365	270.744	270.744	270.744
Mixed fertilizers, dry, mixing only.....	06	5105012	12/09	132.137	131.844	131.353	131.353	131.224
Mixed fertilizers, liquid, mixing only.....	06	5105013	12/09	126.139	110.545	111.020	111.020	111.020
Fertilizer materials.....	06	52		276.376	277.041	295.744	301.882	306.664
Nitrogenates.....	06	5201		310.263	308.116	332.411	341.003	344.276
Fertilizer materials of organic origin.....	06	520137	12/93	233.665	233.665	233.665	233.665	233.665
Synthetic ammonia, nitric acid, ammonium compounds, and urea.....	06	52013A	12/14	96.497	95.755	104.156	107.127	108.259
Phosphates.....	06	5202		260.071	263.067	277.964	282.348	288.564
Phosphoric acid, 52-54 percent APA, superphosphates and other phosphate fertilizer materials.....	06	52026A	12/14	112.591	113.888	120.338	122.236	124.927
Other agricultural chemicals.....	06	53		228.572	218.966	219.455	219.329	219.329
Other agricultural chemicals.....	06	5301		228.572	218.966	219.455	219.329	219.329
Lawn and garden pesticides and chemicals.....	06	530107	06/03	200.209	194.297	194.297	194.297	194.297
Household and institutional pesticides and chemicals.....	06	530108	06/03	183.171	183.171	183.171	183.171	183.171
Agricultural and commercial pesticides and chemicals.....	06	530109	06/03	150.786	143.976	144.332	144.240	144.240
Plastic resins and materials.....	06	6		267.608	267.261	262.143	262.965	262.268
Thermoplastic resins and plastics materials.....	06	62		268.977	268.394	263.603	264.870	264.216
Thermoplastic resins and plastics materials.....	06	6212	12/03	186.911	186.506	183.177	184.057	183.603
Thermoplastic resins and plastics materials.....	06	621201	12/03	186.911	186.506	183.177	184.057	183.603
Thermosetting resins and plastics materials.....	06	63		276.612	277.897	270.122	267.869	266.823
Thermosetting resins and plastics materials.....	06	6306	12/98	197.117	198.033	192.492	190.887	190.142
Thermosetting resins and plastics materials.....	06	630601	12/98	197.117	198.033	192.492	190.887	190.142
Other chemicals and allied products.....	06	7		256.444	256.146	256.873	256.375	256.526
Soaps and detergents.....	06	71		236.484	236.161	236.352	235.964	235.815
Soaps and other detergents.....	06	7104	06/83	227.132	226.821	227.005	226.622	226.489
Soaps and detergents, commercial, industrial, and institutional.....	06	710401	06/83	322.678	321.963	321.963	322.221	322.221
Commercial, industrial, and institutional hard surface cleaners.....	06	71040101	12/11	119.675	119.675	119.675	119.675	119.675
Commercial, industrial, and institutional laundry detergents.....	06	71040102	12/11	140.425	140.425	140.425	140.425	140.425
Commercial, industrial, and institutional dishwashing detergents.....	06	71040103	12/11	170.365	170.365	170.365	170.365	170.365
Commercial, industrial, and institutional metal cleaners.....	06	71040104	12/11	146.754	146.754	146.754	146.754	146.754
Dairy, farm, and food plant cleaners, sanitizers, etc.....	06	71040106	12/11	136.474	136.474	136.474	136.474	136.474
Commercial, industrial, and institutional soaps, excluding specialty cleaners.....	06	71040107	12/11	143.682	142.475	142.475	142.458	142.458
Household detergents.....	06	710402		187.435	187.560	187.744	187.864	188.021
Household alkaline detergents and cleaners.....	06	7104021	05/18	141.007	141.105	141.250	141.344	141.468
Household dry and liquid laundry detergents.....	06	7104022	05/18	116.658	116.658	116.658	116.658	116.658
Soaps, excluding specialty cleaners, household.....	06	710403	06/83	223.947	223.731	224.222	222.562	221.976
Polish and other sanitation goods.....	06	72	06/83	232.259	232.259	232.429	232.144	232.130
Polish and other sanitation goods.....	06	7201	06/83	232.259	232.259	232.429	232.144	232.130
Polishing preparations and related products.....	06	720103	06/83	298.211	298.211	300.020	296.978	296.978
Specialty cleaning and sanitation products.....	06	720105	05/17	121.687	121.687	121.687	121.687	121.674
Disinfectants, nonagricultural, industrial and institutional.....	06	7201051	05/17	157.533	157.533	157.533	157.533	157.533
Air and room fresheners.....	06	7201053	12/11	127.233	127.233	127.233	127.233	127.233
Laundry fabric softeners and rinses, liquid and dry.....	06	7201058	05/17	113.515	113.515	113.515	113.515	113.515
Other specialty cleaning and sanitation products.....	06	7201059	12/11	121.930	121.930	121.930	121.930	121.897
Cosmetics and other toilet preparations.....	06	75		189.869	189.668	190.176	190.171	190.173
Shaving preparations.....	06	7502		191.734	191.734	191.751	191.579	191.579
Shaving preparations.....	06	750206	06/99	169.645	169.645	169.660	169.508	169.508
Perfumes, toilet waters, and colognes.....	06	7503		193.786	193.786	193.786	193.786	193.786
Perfumes, toilet waters, and colognes.....	06	750306	06/99	120.866	120.866	120.866	120.866	120.866
Hair preparations (including shampoos).....	06	7504		215.820	215.820	215.820	215.820	215.820
Hair preparations (including shampoos).....	06	750407	06/99	159.744	159.744	159.744	159.744	159.744
Hair preparations incl professional, consumer, and cream/gel shampoos.....	06	75040701	12/11	141.831	141.831	141.831	141.831	141.831
Hair tonics and hair dressings incl professional and consumer use.....	06	75040702	12/11	115.068	115.068	115.068	115.068	115.068
Toothpastes, denture cleaners, and mouthwashes.....	06	7505		170.971	170.971	174.433	174.433	174.433
Denture cleaners, mouthwashes, gargles, and rinses.....	06	750504	12/11	134.514	134.514	138.590	138.590	138.590
Creams, lotions, and oils, excluding shaving, hair, and deodorant.....	06	7514	06/99	134.219	134.219	134.219	134.219	134.219
Creams, lotions, and oils, excluding shaving, hair, and deodorant.....	06	751401	06/99	134.219	134.219	134.219	134.219	134.219
Other cosmetics and toilet preparations.....	06	7515	06/99	126.325	126.009	126.100	126.100	126.103
Other cosmetics and toilet preparations.....	06	751501	06/99	126.325	126.009	126.100	126.100	126.103
Misc. chemical prod. and preparations.....	06	79		318.687	318.279	319.480	318.477	318.907
Explosives and blasting accessories.....	06	7902		280.984	281.481	281.525	283.130	282.763
Explosives and blasting accessories.....	06	790234	12/03	172.713	173.019	173.045	174.032	173.807

See footnotes at end of table.

Table 9. Producer price indexes for commodity and service groupings and individual items, not seasonally adjusted — Continued

[December 2023, Index base 1982=100, unless otherwise indicated]

Title	Commodity code		Other index base	Unadjusted index ¹				
	Group code	Item code		Aug. 2023	Sept. 2023 ^P	Oct. 2023 ^P	Nov. 2023 ^P	Dec. 2023 ^P
Industrial gases.....	06	7903		360.435	365.724	368.577	362.274	362.674
Carbon dioxide.....	06	790302		546.588	533.796	531.285	533.715	533.651
Nitrogen.....	06	790303		292.519	293.188	293.188	232.885	233.360
Oxygen.....	06	790304		584.828	584.555	579.112	577.055	578.338
Argon and hydrogen.....	06	790309	06/09	86.971	92.254	91.090	93.055	93.554
Other industrial gases (including fluorocarbon and acetylene).....	06	790312	06/09	263.926	270.805	277.103	285.082	285.082
Adhesives and sealants.....	06	7904	12/83	359.164	359.627	359.603	359.607	359.552
Synthetic resin and rubber adhesives.....	06	790402	12/83	362.135	362.898	362.643	362.650	362.558
Epoxy adhesives.....	06	7904021	12/11	159.989	160.223	160.223	160.662	160.662
Other synthetic resin and rubber adhesives.....	06	7904026	12/11	134.490	135.183	134.944	134.917	134.831
Structural sealants (load bearing).....	06	790407	12/11	117.350	117.350	117.350	117.350	117.350
Nonstructural caulking compounds and sealants.....	06	79040A	12/11	178.915	178.915	178.915	178.915	178.915
Surface active agents.....	06	7905	12/83	348.346	346.212	349.326	349.326	349.326
Surfactants (bulk surface active agents).....	06	790502	12/83	388.265	385.103	389.718	389.718	389.718
Gum and wood chemicals, including wood distillation products.....	06	7906	06/84	531.400	536.182	536.412	521.972	521.014
Gum and wood chemicals, including wood distillation products.....	06	790607	12/03	346.940	350.062	350.212	340.785	340.159
Other miscellaneous chemical products.....	06	7909		268.790	266.509	267.422	267.519	268.356
Carbon black, all processes.....	06	790918	12/83	606.259	626.459	640.770	659.434	659.434
Printing ink.....	06	790919	06/84	264.901	264.577	265.209	264.753	265.387
Gravure printing inks.....	06	7909192	12/11	104.728	104.728	104.728	104.728	104.728
Lithographic and offset inks.....	06	7909193	12/11	133.484	133.120	132.897	132.897	132.897
News and nonheat web offset printing inks.....	06	79091931	12/11	143.208	139.081	139.081	139.081	139.081
Publication and commercial web inks.....	06	79091932	12/11	133.065	133.065	133.065	133.065	133.065
Sheet-fed general inks.....	06	79091933	12/11	131.523	131.523	130.895	130.895	130.895
Sheet-fed packaging inks.....	06	79091934	12/11	128.115	127.783	127.230	127.230	127.230
Flexographic printing inks.....	06	7909194	12/11	160.493	160.493	160.185	160.185	160.185
Nonimpact/digital inks.....	06	7909195	12/11	186.891	186.976	189.251	188.439	189.745
All other printing inks.....	06	7909196	12/11	121.579	123.545	123.220	122.616	123.081
Water-treating compounds.....	06	790961	06/85	223.994	214.700	214.604	209.923	209.923
Automotive chemicals.....	06	790991	06/09	113.747	113.730	114.285	114.218	114.241
All other chemical preparations, including essential oils, matches, and gelatin.....	06	790999	06/85	298.027	297.307	297.084	297.997	299.620
Rubber and plastic products.....	07	—		251.346	250.893	250.947	251.436	251.347
Rubber and rubber products.....	07	1		220.328	220.617	221.189	221.361	220.946
Synthetic rubber, inc. styrene-butadiene rubber (SBR) and ethylene propylene.....	07	11		216.954	219.274	224.584	224.945	221.576
Synthetic rubber.....	07	1102		218.082	220.414	225.751	226.115	222.728
Synthetic rubber, inc. sbr and ethylene propylene.....	07	110224	06/03	172.777	174.624	178.852	179.140	176.457
Tires, tubes, tread, & repair materials.....	07	12		195.022	194.652	194.472	194.360	194.376
Tires.....	07	1201		190.453	190.087	189.907	189.795	189.795
Pneumatic tires (including passenger, truck, bus, tractor, industrial, and other tires).....	07	12010		190.586	190.206	190.018	189.901	189.901
Passenger car pneumatic tires.....	07	120104	12/03	196.903	196.903	196.594	196.594	196.594
Truck and bus (including off-the-highway) pneumatic tires.....	07	120105		187.579	187.579	187.579	187.406	187.406
Tread rubber, tire sundries, and repair materials.....	07	1203		294.195	293.911	293.911	293.911	294.894
Tread rubber, tire sundries, and repair materials.....	07	120354	12/03	211.634	211.429	211.429	211.429	212.137
Miscellaneous rubber products.....	07	13		254.192	254.367	253.801	254.214	254.550
Rubber and plastics footwear, including athletic footwear.....	07	1301		156.248	156.248	156.248	156.248	156.248
Rubber and plastics footwear, including athletic footwear.....	07	130109	12/11	116.462	116.462	116.462	116.462	116.462
Rubber and plastic belts and belting.....	07	1303		352.398	352.398	351.353	351.211	351.211
Flat rubber and plastics belts and belting.....	07	130371	12/03	316.370	316.370	314.848	314.848	314.848
Rubber and plastics transmission belts and belting (excluding flat).....	07	130372	12/03	160.455	160.455	160.454	160.285	160.285
Rubber and plastics hose.....	07	1304		293.542	293.967	292.860	292.860	292.860
Rubber and plastics hose.....	07	130411	12/11	130.156	130.344	129.854	129.854	129.854
Industrial rubber and plastics hose without fittings.....	07	1304116	12/11	117.909	117.909	117.909	117.909	117.909
Rubber and plastics water hose (incl. fire, irrigation, etc.).....	07	1304117	12/11	154.124	155.302	152.213	152.213	152.213
Rubber and plastics hose for on- and off-highway motor vehicles.....	07	1304118	12/11	126.099	126.099	126.099	126.099	126.099
Miscellaneous rubber products, n.e.c.....	07	1306	06/83	230.105	230.258	229.828	230.341	230.748
All other industrial rubber products.....	07	130604	06/83	331.083	331.083	329.648	330.717	332.650
All other miscellaneous rubber goods.....	07	130606	06/83	246.361	246.361	246.361	246.613	246.613
Rubber compounds or mixtures for sale or interplant transfer.....	07	130612	06/83	297.266	298.303	296.607	295.075	296.208
Rubber products for mechanical use.....	07	130617	12/04	144.166	144.166	144.166	145.143	145.143
Molded rubber mechanical goods automotive.....	07	1306171	12/11	109.593	109.593	109.593	109.671	109.671
Molded rubber mechanical goods, transportation/off-highway.....	07	1306172	12/11	127.541	127.541	127.541	127.541	127.541
Other molded rubber mechanical goods (excluding tubing).....	07	1306179	12/11	150.184	150.184	150.184	153.662	153.662
Other extruded rubber mechanical goods (excl. auto)(excl. tubing).....	07	130617C	12/11	126.667	126.667	126.667	126.667	126.667
Rubber coated fabrics, garments, and footwear.....	07	130618	06/06	206.632	206.632	206.632	206.633	206.633
Plastic products.....	07	2		271.683	270.954	270.829	271.447	271.468

See footnotes at end of table.

Table 9. Producer price indexes for commodity and service groupings and individual items, not seasonally adjusted — Continued
 [December 2023, Index base 1982=100, unless otherwise indicated]

Title	Commodity code		Other index base	Unadjusted index ¹				
	Group code	Item code		Aug. 2023	Sept. 2023 ^P	Oct. 2023 ^P	Nov. 2023 ^P	Dec. 2023 ^P
Plastic construction products.....	07	21		343.352	344.004	344.134	344.932	343.699
Plastics construction products.....	07	2106		343.352	344.005	344.134	344.932	343.699
Plastics pipe.....	07	210603	12/05	196.059	195.343	195.471	193.056	190.590
Plastics drain, waste, and vent pipe.....	07	2106031	12/11	150.378	150.582	146.523	144.655	142.572
Plastics water pipe.....	07	2106033	12/11	233.394	232.491	237.370	232.221	227.603
Plastics sewer, stormdrain, and water main pipe.....	07	2106038	12/17	206.367	203.747	204.550	203.602	202.142
Other plastics pipe.....	07	210603B	12/11	170.663	170.663	170.663	170.663	170.663
Plastics pipe fittings and unions.....	07	210604	12/05	318.170	316.767	317.421	316.089	318.338
Plastics plumbing fixtures.....	07	210605	12/05	168.493	168.493	168.544	167.546	165.707
Other plastics construction products.....	07	210606		292.527	294.475	294.475	298.645	299.321
Building and construction polystyrene foam products.....	07	2106061	06/08	198.514	198.514	198.514	198.269	198.269
Building & construction fabricated plastics products (excl foam, plumbing fixtures, hardware).....	07	2106063	06/08	165.718	166.967	166.967	169.668	170.102
Unsupported plastic film, sheet and other shapes.....	07	22		273.067	268.928	270.132	270.905	273.474
Unsupported plastics film, sheet, and other shapes.....	07	2205	12/82	270.599	266.498	267.691	268.457	271.003
Unsupported plastics film, sheet, and other shapes.....	07	220501	12/82	270.599	266.498	267.691	268.457	271.003
Unlaminated polyethylene film and sheet.....	07	2205011	12/11	127.517	124.139	124.360	124.360	124.360
Unlaminated vinyl and vinyl copolymer film and sheet.....	07	2205013	12/11	160.426	159.282	159.282	159.282	159.282
Miscellaneous unlaminated plastics film and sheet.....	07	2205014	12/11	112.054	108.953	108.492	108.459	108.475
Unlaminated plastics profile shapes.....	07	2205015	12/11	134.452	135.310	137.183	137.971	141.256
Laminated plastic sheets, rods, and tubes.....	07	23		270.675	270.675	270.675	270.675	270.675
Laminated plastics plates, sheet (except packaging), and shapes.....	07	2304		271.040	271.040	271.040	271.040	271.040
Laminated plastics plates, sheet (except packaging), and shapes.....	07	230401	12/82	278.997	278.997	278.997	278.997	278.997
Parts for manufacturing from plastics.....	07	26		180.373	180.037	179.697	179.002	179.312
Parts for transportation equipment.....	07	2601		170.596	170.082	169.721	168.736	168.736
Parts for transportation equipment.....	07	260105	12/82	169.202	168.692	168.334	167.357	167.357
Transportation polyurethane foam products.....	07	2601051	12/11	124.749	124.749	124.749	124.749	124.749
Transportation fabricated plastic parts (excluding foam and reinforced plastics).....	07	2601052	12/11	131.178	130.751	130.451	129.634	129.634
Other parts and components for manufacturing.....	07	2602		176.966	177.488	177.107	177.921	179.393
Other parts and components for manufacturing.....	07	260205	12/82	177.103	177.626	177.244	178.059	179.532
All other miscellaneous polyurethane foam products.....	07	2602051	12/11	119.863	119.863	119.863	119.642	119.642
Electrical & electronic fabricated plastics (excl. foam and reinforced plastics).....	07	2602052	12/11	109.905	110.891	110.171	110.940	113.718
All other polystyrene foam products incl. transportation application uses.....	07	2602053	12/11	172.161	172.161	172.161	172.161	—
Industrial machinery plastics products, excl foam (incl gears, bearings, bushings, cams).....	07	2602054	12/11	144.247	144.247	144.247	145.054	145.054
Foam components for furniture.....	07	2603	12/82	266.912	265.918	265.918	263.857	263.857
Foam components for furniture.....	07	260305	12/99	196.669	195.937	195.937	194.418	194.418
Other plastic products.....	07	29	12/82	302.060	301.614	300.501	300.312	300.908
Other plastics products.....	07	2901	12/82	302.060	301.614	300.501	300.312	300.908
Custom compounding of purchased resins and color concentrates.....	07	290196	12/99	201.402	200.797	199.513	199.295	198.929
All other reinforced and fiberglass plastics products.....	07	290197	12/99	245.472	245.652	245.652	245.651	247.724
Products made of foam other than polystyrene or polyurethane.....	07	290198	12/99	164.342	164.342	164.342	164.342	164.342
Plastic packaging products.....	07	2A	12/06	146.157	146.218	145.647	146.162	145.574
Plastics packaging products.....	07	2A01	12/06	146.157	146.218	145.647	146.162	145.574
Plastics packaging products.....	07	2A0101	12/06	146.157	146.218	145.647	146.162	145.574
Other plastics packaging products, excluding film, sheet, foam and bottles.....	07	2A01012	12/09	134.222	134.548	133.709	134.337	133.062
Packaging polyurethane foam products.....	07	2A01013	12/09	198.492	198.492	198.492	198.492	198.492
Plastics bottles.....	07	2A01014	12/09	130.265	130.131	129.752	130.142	130.595
Polystyrene foam food containers.....	07	2A01015	12/11	229.461	229.461	230.080	231.705	231.187
Polystyrene foam protective shipping pads, shaped cushioning, etc.....	07	2A01016	12/11	237.153	234.454	234.454	231.732	231.732
Consumer, institutional, and commercial products, n.e.c.....	07	2B	12/06	195.343	194.807	195.103	195.179	195.155
All other consumer, institutional, and commercial products.....	07	2B01	12/06	195.343	194.807	195.103	195.179	195.155
All other consumer, institutional, and commercial products.....	07	2B0101	12/06	195.343	194.807	195.103	195.179	195.155
Consumer and institutional polystyrene foam products.....	07	2B01011	12/07	227.050	224.853	226.947	227.491	225.006
Consumer and institutional polyurethane foam products.....	07	2B01013	12/07	—	—	—	203.956	203.956
Consumer/institutional/commercial fabricated plastics products.....	07	2B01015	12/07	177.357	177.099	177.101	177.101	177.468
Recyclable plastics.....	07	2C	12/11	81.606	79.274	79.732	87.458	—
Recyclable plastics.....	07	2C01	12/11	81.606	79.274	79.732	87.458	—
Recyclable plastics.....	07	2C0101	12/11	81.606	79.274	79.732	87.458	—
Lumber and wood products.....	08	—		298.680	299.151	296.795	294.462	294.638
Lumber.....	08	1		255.709	256.492	246.438	240.352	240.115
Softwood lumber.....	08	11		266.602	261.997	253.466	240.798	241.344
Softwood cut stock and dimension.....	08	1105		245.185	244.339	237.174	232.631	232.229

See footnotes at end of table.

Table 9. Producer price indexes for commodity and service groupings and individual items, not seasonally adjusted — Continued

[December 2023, Index base 1982=100, unless otherwise indicated]

Title	Commodity code		Other index base	Unadjusted index ¹				
	Group code	Item code		Aug. 2023	Sept. 2023 ^P	Oct. 2023 ^P	Nov. 2023 ^P	Dec. 2023 ^P
Softwood cut stock and dimension.....	08	110503		261.688	260.785	253.138	248.289	247.860
Softwood lumber, not edge worked.....	08	1106	12/03	137.088	134.312	129.547	122.165	122.493
Softwood lumber, not edge worked.....	08	110601	12/03	137.088	134.312	129.547	122.165	122.493
Softwood dressed lumber, less than 2 inches in nominal thickness, not edge worked.....	08	1106012	06/12	126.872	120.457	113.351	105.567	106.392
Softwood dressed 2-inch lumber, 2 inches in nominal thickness only, not edge worked.....	08	1106013	06/12	149.668	146.989	138.794	128.309	130.744
Softwood dressed lumber and timbers, more than 2 inches in nominal thickness, not edge worked.....	08	1106014	06/12	138.559	131.210	131.523	118.531	114.455
Softwood lumber, made from purchased lumber.....	08	1107	12/03	255.841	256.895	255.839	255.435	255.745
Softwood lumber, made from purchased lumber.....	08	110701	12/03	255.841	256.895	255.839	255.435	255.745
Hardwood lumber.....	08	12		250.702	259.370	246.670	249.918	248.529
Hardwood cut stock and dimension.....	08	1203		294.861	295.359	295.857	296.540	297.248
Hardwood cut stock and dimension.....	08	120311	06/84	256.541	256.973	257.407	258.001	258.618
Hardwood flooring.....	08	1204	06/84	263.511	264.293	264.517	263.990	263.907
Oak and maple hardwood flooring.....	08	120401	06/84	266.153	266.994	267.235	266.668	266.579
Hardwood flooring, other than oak and maple.....	08	120402	12/11	153.889	153.889	153.889	153.889	153.889
Hardwood lumber, not edge worked.....	08	1205	12/03	98.662	104.542	95.007	97.081	96.021
Hardwood lumber, not edge worked.....	08	120501	12/03	98.662	104.542	95.007	97.081	96.021
Millwork.....	08	2		350.625	351.389	352.054	352.019	350.450
General millwork.....	08	21		330.142	329.890	330.671	330.963	331.061
General millwork.....	08	2101		330.142	329.890	330.671	330.963	331.061
Stock wood kitchen cabinets, related cabinetwork and countertops.....	08	210102	12/12	121.752	121.752	121.996	121.726	121.726
Stock wood kitchen cabinets and related cabinetwork for permanent installation.....	08	2101021	12/09	128.540	128.540	128.879	128.504	128.504
Custom wood kitchen cabinets, bathroom vanities, and related cabinetwork.....	08	210105	12/12	148.022	148.022	148.485	149.424	149.424
Custom wood kitchen cabinets and related cabinetwork not sold direct to customer at retail.....	08	2101051	12/09	174.059	174.059	174.283	174.883	174.883
Custom wood kitchen cabinets, bathroom vanities, and related cabinet work sold at retail.....	08	2101052	12/09	140.621	140.621	141.553	143.221	143.221
Wood window units.....	08	210112	06/83	375.868	375.868	375.868	375.868	375.868
Double hung wood window units.....	08	2101121	06/13	166.527	166.527	166.527	166.527	166.527
Casement wood window units.....	08	2101122	06/13	184.848	184.848	184.848	184.848	184.848
All other wood window units, including horizontal sliding, awning and single hung.....	08	2101123	06/13	157.605	157.605	157.605	157.605	157.605
Wood sash, excluding sash shipped in window units.....	08	210122	06/83	378.806	378.806	378.806	378.806	378.806
Wood window & door frames, incl. door frames in door units, excl. window frames in window units.....	08	210132	06/83	190.597	193.245	201.727	203.713	205.699
Wood panel, flush, & molded face doors, interior & exterior, incl. doors with glazed sections.....	08	210142	06/83	351.401	352.112	351.327	351.111	351.302
Other wood doors, incl. garage, patio, bifold, cabinet, screen, storm and louver.....	08	210152	06/83	325.545	324.956	323.641	323.657	323.649
Wood moldings.....	08	210162	06/83	354.936	354.391	352.662	351.696	350.922
Mirror and picture frames and framed pictures.....	08	210175	06/02	148.882	148.882	148.882	-	-
Other wood millwork products, including stairwork, exterior millwork, and softwood flooring.....	08	210183	06/83	310.729	305.619	304.806	304.806	304.101
Prefabricated structural members.....	08	22		464.021	469.028	469.275	467.889	459.331
Prefabricated structural members.....	08	2201		464.021	469.028	469.275	467.889	459.331
Laminated veneer lumber.....	08	220107	12/03	236.125	234.089	232.730	231.410	233.244
Other engineered structural wood members, excluding trusses & laminated veneer lumber.....	08	220108	12/03	229.337	229.337	229.337	228.601	228.753
Wood trusses.....	08	220109	12/03	283.669	288.170	288.589	287.853	280.374
Plywood.....	08	3		277.662	281.422	286.047	282.362	281.932
Softwood veneer and plywood.....	08	31		318.117	328.524	338.295	331.073	329.901
Softwood veneer and plywood.....	08	3103		248.426	256.554	264.184	258.544	257.628
Softwood veneer and plywood.....	08	310303	12/05	153.477	158.499	163.213	159.728	159.163
Softwood veneer, incl. veneer backed w/ paper, cloth, or other flexible material.....	08	3103031	12/07	127.503	129.698	131.719	131.432	129.562
Softwood plywood products: rough, sanded, and specialties.....	08	3103035	12/11	183.627	191.191	198.323	192.101	192.526
Hardwood veneer and plywood.....	08	35	12/05	159.066	157.332	157.132	156.933	157.120
Hardwood veneer and plywood.....	08	3501	12/05	159.066	157.332	157.132	156.933	157.120
Hardwood veneer, including veneer backed with paper, cloth, or other flexible material.....	08	350102	12/11	137.858	137.772	137.031	136.388	137.154
Hardwood plywood.....	08	350104	12/12	155.284	152.120	152.663	152.317	152.317
Hardwood veneered panels, including two-ply veneers.....	08	350107	12/11	152.893	150.005	149.999	151.517	150.273
Other wood products.....	08	4		215.584	215.298	212.830	212.797	215.696
Wood pallets and pallet containers, wood and metal combination.....	08	41		369.606	366.521	359.508	354.443	352.638
Wood pallets and pallet containers.....	08	4101		369.606	366.521	359.508	354.443	352.638
Wood pallets and pallet containers, wood and metal combination.....	08	410101	12/09	189.260	187.680	184.090	181.496	180.572

See footnotes at end of table.

Table 9. Producer price indexes for commodity and service groupings and individual items, not seasonally adjusted — Continued
 [December 2023, Index base 1982=100, unless otherwise indicated]

Title	Commodity code		Other index base	Unadjusted index ¹				
	Group code	Item code		Aug. 2023	Sept. 2023 ^P	Oct. 2023 ^P	Nov. 2023 ^P	Dec. 2023 ^P
Wood boxes.....	08	42		236.038	235.404	227.987	224.454	267.487
Wood boxes.....	08	4201		236.038	235.404	227.987	224.454	267.487
Nailed and lock-corner wood boxes.....	08	420101	06/85	212.477	212.477	212.477	212.477	212.477
Wood box and crate shook.....	08	420102	06/85	234.687	233.230	232.947	224.831	224.831
Other wood container parts and wood containers.....	08	420127	12/03	131.760	131.760	122.807	122.807	—
Miscellaneous wood products.....	08	49		149.788	150.934	151.133	154.017	155.142
Wood ties, siding, shingles, and shakes, and contract sawing of logs owned by others.....	08	4903	12/03	188.160	188.160	188.661	186.845	183.732
Wood ties, siding, shingles, and shakes, and contract sawing of logs owned by others.....	08	490301	12/03	188.160	188.160	188.661	186.845	183.732
Sawn wood fence stock, wood lath, and contract resawing and planing.....	08	4904	12/03	220.450	220.450	220.450	220.450	220.450
Sawn wood fence stock, wood lath, and contract resawing and planing.....	08	490401	12/03	220.450	220.450	220.450	220.450	220.450
All other miscellaneous wood products.....	08	4909	06/84	232.726	234.838	235.152	240.665	243.076
All other miscellaneous wood products.....	08	490901	06/84	232.726	234.838	235.152	240.665	243.076
Logs, bolts, timber, pulpwood and wood chips.....	08	5		267.971	267.966	267.779	264.437	263.375
Logs, bolts, timber, pulpwood and wood chips.....	08	51		267.971	267.966	267.779	264.437	263.375
Logs, bolts, timber, pulpwood and wood chips.....	08	5105	12/11	114.504	114.502	114.422	112.994	112.540
Logs, bolts, timber and pulpwood.....	08	510502	12/11	112.920	112.859	112.976	111.524	111.271
Wood chips, excluding field chips.....	08	510505	12/11	117.078	117.321	116.421	115.144	113.870
Prefabricated wood buildings & components.....	08	6	12/84	381.764	381.551	383.106	382.076	382.572
Prefabricated wood buildings & components.....	08	61	12/84	381.764	381.551	383.106	382.076	382.572
Prefabricated wood buildings and components.....	08	6101	12/84	381.764	381.551	383.106	382.076	382.572
Prefabricated stationary wood buildings, components (not sold as complete units).....	08	610101	12/84	205.878	206.369	205.933	205.725	205.725
Prefabricated stationary wood buildings, precut packages (complete units).....	08	610102	12/84	526.744	527.280	525.475	522.363	522.663
Prefabricated stationary wood buildings, shipped in panel form (complete units).....	08	610103	12/84	590.730	589.167	597.254	595.186	599.272
Prefabricated stationary wood buildings, shipped in three-dimensional assemblies.....	08	610104	12/84	403.813	403.813	403.653	403.650	401.839
Prefabricated stationary wood buildings, three-dimensional assemblies, residential.....	08	6101041	12/11	191.017	191.017	190.934	190.932	189.981
Prefabricated stationary wood buildings, three-dimensional assemblies, nonresidential.....	08	6101042	12/11	181.629	181.629	181.627	181.627	181.627
Treated wood and contract wood preserving.....	08	7	06/85	283.158	280.548	281.306	278.454	282.729
Treated wood and contract wood preserving.....	08	71	06/85	283.158	280.548	281.306	278.454	282.729
Treated wood.....	08	7101	06/85	289.324	286.533	287.336	284.304	288.824
Wood poles, piles, and posts owned and treated by the same establishment.....	08	710101	06/85	434.208	425.890	430.234	426.900	434.873
Other wood products owned and treated by the same establishment.....	08	710102	06/85	239.656	240.230	238.702	235.340	238.252
Contract wood preservation.....	08	7102	06/85	224.043	224.191	224.282	224.116	224.808
Receipts for treating wood owned by others w/ arsenical chemicals, creosote, & other chemicals.....	08	710201	06/85	224.043	224.191	224.282	224.116	224.808
Pulp, paper, and allied products.....	09	—		332.421	333.152	331.208	330.377	329.008
Pulp, paper, and prod., ex. bldg. paper.....	09	1		283.665	284.389	284.674	283.777	281.963
Wood pulp.....	09	11		199.121	190.761	196.233	200.080	202.713
Wood pulp.....	09	1105	06/06	138.237	132.433	136.232	138.903	140.731
Wood pulp.....	09	110501	06/06	138.237	132.433	136.232	138.903	140.731
Special alpha and dissolving wood pulp, incl. sulfite and sulfate and other wood pulp.....	09	1105012	12/11	100.793	95.909	101.441	103.665	105.331
All other miscellaneous pulp, other than wood, and pulp mill byproducts incl. turpentine.....	09	1105017	12/07	199.823	199.823	169.750	170.043	168.387
Recyclable paper.....	09	12		226.380	248.027	274.907	277.610	256.824
News and other low grade recyclable paper.....	09	1201		162.390	177.297	191.098	191.843	—
News and other low grade recyclable paper.....	09	120125	06/06	73.313	80.043	86.274	86.610	—
Corrugated recyclable paper.....	09	1203		210.110	227.774	255.683	260.067	236.478
Corrugated recyclable paper.....	09	120325	06/06	72.172	78.239	87.826	89.332	81.229
High grade recyclable paper (including pulp substitutes and deinking).....	09	1207	12/86	132.617	150.563	161.640	159.626	160.105
High grade recyclable (including pulp substitutes and deinking).....	09	120725	06/06	99.706	113.199	121.527	120.013	120.373
Paper.....	09	13		246.618	248.219	246.883	246.268	246.160
Writing and printing papers.....	09	1301		242.044	243.701	239.732	239.353	238.834
Bleached bristol, clay-coated, uncoated, and industrial converted paper.....	09	130119	12/11	130.295	131.418	129.226	129.118	128.766
Newsprint.....	09	1302		152.124	155.445	148.049	143.443	143.443
Newsprint.....	09	130291		152.124	155.445	148.049	143.443	143.443
Packaging and industrial converting paper.....	09	1303		312.423	313.970	315.935	316.376	316.199
Coated and laminated single and multi-web paper.....	09	130321	12/87	269.943	269.943	269.380	269.380	269.380

See footnotes at end of table.

Table 9. Producer price indexes for commodity and service groupings and individual items, not seasonally adjusted — Continued
 [December 2023, Index base 1982=100, unless otherwise indicated]

Title	Commodity code		Other index base	Unadjusted index ¹				
	Group code	Item code		Aug. 2023	Sept. 2023 ^P	Oct. 2023 ^P	Nov. 2023 ^P	Dec. 2023 ^P
Single-web paper, rolls and sheets, including waxed, for flexible packaging uses.....	09	1303211	12/11	166.454	166.454	166.454	166.454	166.454
Multiweb laminated rolls and sheets, except foil, for flexible packaging uses.....	09	1303213	12/11	135.337	135.337	134.753	134.753	134.753
Coated and laminated single and multi-web film.....	09	130322	12/87	250.023	251.839	252.371	252.888	252.681
Single-web film, rolls, and sheets, including coextruded, for flexible packaging uses.....	09	130322A	01/19	125.177	126.274	127.184	126.601	126.353
Single-web film, rolls, and sheets for flexible packaging uses.....	09	130322A1	12/11	138.622	139.560	139.976	139.411	139.443
Coextruded single-web film, for flexible packaging uses.....	09	130322A2	12/11	130.187	132.489	135.914	134.972	133.430
All other coated and processed papers.....	09	1305	12/82	260.188	262.927	264.998	257.664	260.922
Converted foil for nonpackaging applications.....	09	130505	06/13	122.555	122.601	122.601	122.601	122.601
Other coated and processed papers, except for packaging uses.....	09	130506	06/13	123.090	124.742	125.998	121.551	123.526
Paperboard.....	09	14		331.248	332.798	332.807	332.477	327.367
Corrugated paperboard in sheets and rolls, lined and unlined.....	09	1405		328.332	322.729	326.443	324.447	326.019
Corrugated paperboard in sheets and rolls, lined and unlined.....	09	140551		328.332	322.729	326.443	324.447	326.019
Paperboard, excluding corrugated paperboard in sheets and rolls.....	09	1411	12/82	351.724	355.051	354.188	354.231	347.242
Recycled paperboard.....	09	141105	12/82	390.696	387.689	388.197	388.409	386.154
Unbleached kraft packaging and industrial converting paperboard.....	09	141107	12/99	209.482	214.072	212.946	212.946	205.336
Bleached packaging and industrial converting paperboard.....	09	141112	05/21	128.166	128.166	128.166	128.166	128.166
Converted paper and paperboard products.....	09	15		305.362	305.222	304.371	302.515	301.700
Sanitary paper products, including stock.....	09	1501		222.701	222.964	221.116	216.843	213.308
Sanitary paper products, including stock.....	09	150123	12/99	154.543	154.725	153.443	150.478	148.024
Sanitary tissue paper products, made in paper mills.....	09	1501233	12/07	135.651	135.651	133.601	128.992	125.372
Disposable diapers and similar disposable products, purchased sanitary paper stock and wadding.....	09	1501234	12/07	123.291	123.291	123.291	123.291	123.291
Sanitary tissue paper products, made from purchased sanitary paper stock or wadding.....	09	1501235	12/07	148.138	148.895	149.101	149.225	148.805
Paper, plastic, and foil bags.....	09	1502		354.676	354.502	354.600	354.509	354.522
Uncoated single-web paper grocers' bags and sacks and variety and shopping bags.....	09	150214	12/83	462.514	462.514	459.643	459.643	459.643
Specialty bags, pouches and liners.....	09	150216	12/83	283.438	283.279	283.525	283.442	283.453
Plastics, foil, and coated paper bags.....	09	1502161	12/10	154.960	155.054	155.042	155.067	155.067
Specialty bags, pouches, and liners, multiweb laminations and foil, except film-film.....	09	15021612	06/13	151.169	151.349	151.327	151.374	151.374
Single-web film specialty bags, pouches, and liners.....	09	1502162	12/10	138.604	138.472	138.599	138.549	138.556
Polyethylene grocery and variety bags and pouches.....	09	15021621	12/11	120.909	121.078	121.320	121.320	121.320
Polyethylene refuse bags.....	09	15021622	12/11	131.144	130.384	129.720	130.468	130.468
Other polyethylene bags, pouches, and liners.....	09	15021625	12/11	146.402	146.348	147.053	146.388	146.410
Coextruded single-web film specialty bags, pouches, & liners.....	09	15021626	06/13	141.197	141.197	141.197	141.197	141.197
Multiweb film/film combination specialty bags, pouches and liners.....	09	1502163	12/10	137.749	139.533	140.197	140.197	140.197
Paper boxes and containers.....	09	1503		345.694	345.132	344.834	343.971	344.056
Corrugated shipping containers.....	09	150301	06/87	325.340	325.056	325.059	325.077	325.071
Corrugated shipping containers for food and beverages and carryout boxes for retail food.....	09	1503011	12/09	159.729	159.602	159.308	159.308	159.305
Corrugated shipping containers for paper and allied products.....	09	1503012	12/09	153.022	152.886	153.534	153.591	153.591
Corrugated shipping containers for metal and electrical machinery.....	09	1503013	12/09	194.973	194.843	195.078	195.078	195.078
Corrugated shipping containers for all other end uses.....	09	1503014	12/09	168.665	168.492	168.456	168.456	168.452
Setup (rigid) paperboard boxes.....	09	150322	12/83	498.552	495.197	494.589	497.713	510.412
Folding paperboard boxes, packaging, and packaging components.....	09	150336	12/04	161.639	161.112	160.913	159.062	158.969
Folding paperboard boxes, packaging, and packaging components.....	09	15033601	12/11	148.058	147.576	147.393	145.698	145.613
Paperboard fiber drums with ends of any material.....	09	150337		548.894	548.494	549.854	536.848	537.059
Other corrugated and solid fiber products, including containers, pallets, pads, etc.....	09	1504		432.028	432.028	432.161	432.161	443.889
Other corrugated and solid fiber products, including containers, pallets, pads, etc.....	09	150441		600.828	600.828	601.013	601.013	617.323
Office supplies and accessories.....	09	1506		265.825	267.171	265.699	267.471	268.420
Envelopes.....	09	150636	12/84	251.727	251.532	251.731	254.268	252.551
Die-cut paper and paperboard office supplies.....	09	150646	12/03	280.303	280.303	280.303	300.683	300.683
Paper supplies for business machines and other misc. unprinted office supplies.....	09	150655	06/90	253.815	260.785	254.943	248.740	254.575
Tablets, pads, and related products.....	09	150657	12/11	142.591	142.194	141.710	141.710	141.821
Fiber cans, tubes, and similar fiber products.....	09	1507		494.250	494.857	494.486	493.703	494.270
Fiber cans, all fiber and composite.....	09	150731	12/09	191.152	192.010	191.576	192.187	192.897
Fiber cores and tubes.....	09	150732	12/09	189.270	189.195	189.195	188.415	188.391
Paperboard cones, reels, spools, bobbins, blocks, and all vulcanized fiber products.....	09	150733	12/09	168.898	168.898	168.898	168.898	168.898
Molded pulp goods, including egg cartons, florists pots, food trays, etc.....	09	1508	06/85	277.025	272.704	272.292	269.895	267.882
Molded pulp goods, including egg cartons, florists pots, food trays, etc.....	09	150814	06/90	241.121	237.360	237.001	234.915	233.163
Miscellaneous converted paper and paperboard products.....	09	1509	12/84	254.713	253.738	254.059	253.055	252.584
Pasted, lined, laminated, or surface-coated paperboard.....	09	150901	12/84	334.363	329.858	329.858	329.858	329.858
Wallcoverings.....	09	150902	06/85	192.634	192.634	192.634	192.634	192.634

See footnotes at end of table.

Table 9. Producer price indexes for commodity and service groupings and individual items, not seasonally adjusted — Continued
 [December 2023, Index base 1982=100, unless otherwise indicated]

Title	Commodity code		Other index base	Unadjusted index ¹				
	Group code	Item code		Aug. 2023	Sept. 2023 ^P	Oct. 2023 ^P	Nov. 2023 ^P	Dec. 2023 ^P
Other sanitary paper products & misc. converted paper & paperboard products.....	09	150999	12/84	251.064	250.590	250.989	249.742	249.158
Miscellaneous converted paper and paperboard products.....	09	1509992	06/10	155.304	155.011	155.258	154.486	154.125
Pressure-sensitive products.....	09	16	12/82	246.318	245.907	246.634	246.301	243.531
Pressure-sensitive products.....	09	1601	12/82	246.318	245.907	246.634	246.301	243.531
Pressure-sensitive products.....	09	160101	12/82	245.814	245.404	246.129	245.797	243.032
Building paper & building board mill prods.....	09	2		389.831	389.234	319.394	311.797	315.177
Hardboard, particleboard & fiberboard prods.....	09	22		367.758	367.194	301.309	294.142	297.331
Particleboard and fiberboard.....	09	2201		381.924	381.320	310.568	302.872	306.297
Particleboard made from particleboard produced at the same location...	09	220125	12/82	366.583	361.340	360.756	355.944	354.008
Prefinished particleboard and medium density fiberboard (MDF) made from purchased materials.....	09	220141	12/02	273.989	266.859	266.859	266.859	266.859
Hardboard products.....	09	2202	06/84	241.334	241.321	241.321	241.321	241.321
Hardboard products.....	09	220206	12/11	183.978	183.968	183.968	183.968	183.968
Publications, printed matter and printing material.....	09	4	06/09	143.237	143.493	143.450	143.660	143.663
Books printing.....	09	44	12/83	279.822	281.268	281.372	285.515	285.515
Books printing.....	09	4401	12/83	279.822	281.268	281.372	285.515	285.515
Books printing.....	09	440114	06/05	178.067	178.987	179.054	181.690	181.690
Textbook printing and binding.....	09	4401141	12/11	160.578	159.105	159.105	159.105	159.105
Technical, scientific, & professional book printing & binding.....	09	4401143	12/11	149.561	149.287	150.032	150.032	150.032
Religious book printing and binding.....	09	4401145	12/11	163.368	163.348	163.348	164.731	164.731
General book (trade, etc.) printing and binding.....	09	4401147	12/11	221.264	225.137	225.137	232.896	232.896
Other book and pamphlet printing and binding.....	09	440114E	12/11	118.261	118.337	118.337	118.347	118.347
Manifold business forms printing.....	09	45	12/83	422.097	422.097	422.097	422.097	422.097
Manifold business forms printing.....	09	4501	12/83	422.097	422.097	422.097	422.097	422.097
Manifold business forms printing, excluding checkbooks.....	09	450105	09/18	114.289	114.289	114.289	114.289	114.289
Commercial printing.....	09	47	06/82	232.631	233.036	232.957	233.111	233.111
Magazine and periodical printing.....	09	4701	06/82	170.744	170.744	170.360	170.360	170.360
Magazine and periodical printing (lithographic).....	09	470102	06/82	181.705	181.705	181.297	181.297	181.297
Label and wrapper printing for packaging.....	09	4702	06/82	259.605	259.605	259.605	259.647	259.647
Label and wrapper printing (lithographic).....	09	470202	06/82	176.277	176.277	176.277	176.277	176.277
Label and wrapper printing (flexographic).....	09	470205	12/08	163.449	163.449	163.449	163.489	163.489
Catalog and directory printing.....	09	4703	06/82	158.916	158.916	158.297	158.297	158.297
Catalog and directory printing (lithographic).....	09	470302	06/82	172.985	172.985	172.311	172.311	172.311
Advertising printing.....	09	4705	06/82	187.529	187.529	187.529	187.639	187.639
Advertising printing (lithographic).....	09	470506	06/82	184.326	184.326	184.326	184.436	184.436
Other general job printing.....	09	4706	06/82	305.951	307.748	307.400	307.406	307.406
Quick printing.....	09	470604	12/08	125.788	130.741	130.741	130.741	130.741
Other commercial and general job printing.....	09	470609	06/82	307.400	307.791	307.352	307.360	307.360
Other commercial and general job printing (lithographic).....	09	4706091	06/09	139.470	139.500	139.284	139.288	139.288
All other commercial and general job printing.....	09	4706094	09/18	128.850	130.604	130.604	130.604	130.604
Other commercial printing, incl. screen, engraving, digital, & general job exc. labels/wrappers.....	09	4711	12/88	200.997	201.513	201.574	201.889	201.889
Commercial screen printing, excluding on garments, apparel accessories, & other fabric articles.....	09	471101	06/82	183.155	183.155	183.155	183.155	183.155
Screen printing (excluding on textiles, apparel, apparel accessories, and labels).....	09	4711012	06/09	130.390	130.390	130.390	130.390	130.390
Other commercial and general job screen printing.....	09	47110123	06/10	130.102	130.102	130.102	130.102	130.102
Digital printing.....	09	471103	12/88	153.377	153.890	153.952	154.265	154.265
Blankbooks, binders, and bookbinding work.....	09	48	06/85	339.710	339.445	339.190	339.287	339.498
Tradebinding and related work.....	09	4802	12/85	216.861	216.586	216.322	216.422	216.641
Miscellaneous binding and postpress work, incl collating, perforating, folding, gluing, etc.....	09	480203	12/11	133.674	133.289	133.289	132.678	132.308
Softcover, pamphlet, sample book, and other binding of books and materials printed elsewhere.....	09	480204	12/11	145.722	145.729	145.218	145.362	145.438
Services for the printing trade.....	09	49	06/85	113.932	113.932	113.932	113.932	113.932
Prepress services, including platemaking.....	09	4905	12/03	101.636	101.636	101.636	101.636	101.636
Prepress services, excl platemaking (incl film, assembled flats, color sep., typesetting, etc.).....	09	490501	12/03	99.629	99.629	99.629	99.629	99.629
Printing plates and cylinders, prepared for printing (excl blank plates and blank cylinders).....	09	490502	12/03	109.438	109.438	109.438	109.438	109.438
Metals and metal products.....	10	-		309.086	306.611	304.211	304.495	309.909
Iron and steel.....	10	1		331.341	323.788	316.771	315.467	328.905
Iron ores.....	10	11		207.269	208.326	205.938	202.120	202.120
Iron ores.....	10	1105	12/97	217.813	218.923	216.414	212.402	212.402
Iron ores.....	10	110555	12/97	217.813	218.923	216.414	212.402	212.402
Iron and steel scrap.....	10	12		543.896	547.501	534.762	555.381	618.225

See footnotes at end of table.

Table 9. Producer price indexes for commodity and service groupings and individual items, not seasonally adjusted — Continued
 [December 2023, Index base 1982=100, unless otherwise indicated]

Title	Commodity code		Other index base	Unadjusted index ¹				
	Group code	Item code		Aug. 2023	Sept. 2023 ^P	Oct. 2023 ^P	Nov. 2023 ^P	Dec. 2023 ^P
Carbon steel scrap.....	10	1211	12/86	503.720	506.565	495.634	518.200	572.675
Heavy melting scrap.....	10	121191	06/96	291.238	303.762	301.823	302.787	314.001
Carbon steel scrap bundles.....	10	121192	06/96	288.900	258.682	254.540	273.734	325.345
Shredded carbon steel scrap.....	10	121193	06/96	242.708	244.599	238.156	250.358	275.765
Cut plate and structural scrap.....	10	121194	06/96	285.907	288.584	283.953	295.980	324.977
Stainless and other alloy steel scrap.....	10	1212	12/86	439.089	442.539	426.516	418.847	496.758
Stainless and other alloy steel scrap.....	10	121208	06/96	284.481	286.716	276.335	271.366	321.844
Cast iron scrap.....	10	1213	12/86	274.949	264.714	262.322	264.955	288.247
Cast iron scrap.....	10	121308	06/96	214.056	206.088	204.225	206.275	224.409
Other ferrous scrap.....	10	1215	06/06	96.716	—	101.652	95.950	—
Other ferrous scrap.....	10	121501	06/06	96.716	—	101.652	95.950	—
Foundry and forge shop products.....	10	15		280.992	280.572	278.872	278.257	278.280
Pressure and soil pipe and fittings, cast iron.....	10	1502		584.533	583.706	583.212	585.585	585.553
Ductile iron pressure pipe and fittings.....	10	150211		415.791	414.704	—	—	—
Cast iron pressure and soil pipe and fittings, except ductile pressure pipe.....	10	150227		—	—	1,100.728	1,106.805	1,106.794
Other gray and ductile iron castings.....	10	1504		269.715	268.688	268.765	268.545	269.250
Ductile iron castings (excluding pressure pipe & fittings).....	10	150413	12/03	193.901	193.086	193.513	193.110	193.958
Gray iron castings (including molds and stools for heavy steel ingots).....	10	150419	12/11	138.459	138.003	137.669	137.802	137.821
Standard and pearlitic malleable iron castings.....	10	1505		—	—	329.900	328.986	327.552
Standard and pearlitic malleable iron castings.....	10	150501		—	—	329.900	328.986	327.552
Steel investment castings.....	10	1506		319.930	319.930	316.434	316.434	316.434
Steel investment castings.....	10	150624	12/03	182.626	182.626	180.630	180.630	180.630
Carbon steel castings, except investment.....	10	1507		297.926	301.781	302.088	302.067	302.067
Carbon steel castings, except investment.....	10	150701	12/03	201.655	204.264	204.473	204.458	204.458
High alloy steel castings, excluding investment.....	10	1508		423.859	423.859	400.228	400.228	—
High alloy steel castings, excluding investment.....	10	150801	12/03	311.360	311.360	294.001	294.001	—
Other alloy steel castings, except investment.....	10	1509		292.533	293.212	293.212	296.306	296.306
Other alloy steel castings, except investment.....	10	150901	12/03	209.551	210.037	210.037	212.254	212.254
Other forge shop products.....	10	1513	06/82	201.151	200.693	200.664	198.975	198.581
Closed die forgings, ferrous.....	10	151359	06/98	147.257	147.274	147.543	146.040	145.690
Hot impression die impact, press and upset steel forgings.....	10	15135912	12/17	120.236	120.251	120.471	119.243	118.957
Hot impression die impact, press, and upset carbon steel forgings.....	10	151359121	12/17	111.772	112.007	112.007	109.914	109.914
Hot impression die impact, press, & upset alloy steel forgings, except stainless and high temp.....	10	151359122	12/17	123.709	123.472	123.976	123.582	122.927
Steel mill products.....	10	17		322.940	311.634	303.956	299.353	309.285
Semifinished steel mill products.....	10	1702	06/82	447.950	443.266	437.669	435.403	443.787
Hot rolled steel bars, plates, and structural shapes.....	10	1704	06/82	297.616	290.092	286.428	283.171	286.980
Hot rolled steel bars, plates, and structural shapes, carbon.....	10	170410	12/17	171.310	166.811	164.779	163.101	165.494
Steel wire.....	10	1705	06/82	393.711	386.447	381.691	377.714	379.090
Steel wire, carbon.....	10	170501	12/03	352.525	348.167	343.473	338.665	339.522
Steel pipe and tube.....	10	1706	06/82	390.249	383.476	383.113	383.853	374.044
Steel pipe and tube, carbon.....	10	170652	12/17	166.637	162.859	162.139	162.575	156.878
Steel pipe and tube, stainless steel.....	10	170674	12/10	144.478	143.711	142.822	141.183	139.526
Cold rolled steel sheet and strip.....	10	1707	06/82	389.174	361.759	360.958	361.070	413.808
Cold rolled steel sheet and strip.....	10	170710	06/82	389.174	361.759	360.958	361.070	413.808
Cold finished steel bars and bar shapes.....	10	1708	06/82	273.084	271.720	267.353	269.215	267.891
Cold finished steel bars and bar shapes.....	10	170810	12/17	142.549	141.837	139.557	140.529	139.838
Electrometallurgical ferroalloy products.....	10	1712	12/17	132.291	128.435	127.046	122.820	121.605
Electrometallurgical ferroalloy products.....	10	171201	12/17	132.291	128.435	127.046	122.820	121.605
Nonferrous metals.....	10	2		322.229	320.867	319.662	321.371	325.131
Nonferrous metal ores.....	10	21	12/83	506.756	509.339	518.539	535.956	542.259
Primary nonferrous metals.....	10	22		240.428	244.981	240.052	242.249	238.519
Primary nonferrous metals.....	10	2201		246.357	251.022	245.972	248.224	244.401
Other nonferrous metals, unalloyed.....	10	220181	06/88	367.232	377.113	360.932	365.393	362.976
Nonferrous scrap.....	10	23		445.230	439.167	433.926	431.965	453.538
Copper base scrap.....	10	2301		602.917	599.074	583.059	589.671	612.757
No. 1 copper scrap, including wire.....	10	230101	12/86	493.938	493.610	477.283	480.494	500.635
No. 2 copper scrap, including wire.....	10	230102	12/86	808.137	790.426	764.353	775.892	817.628
Yellow brass scrap.....	10	230103	12/86	674.263	667.924	665.191	—	—
Aluminum base scrap.....	10	2302		251.292	246.802	247.713	253.868	265.564
Used beverage can scrap.....	10	230205	12/86	183.295	173.277	173.000	174.107	—
Other nonferrous scrap (including lead, zinc and precious metals).....	10	2303		437.030	429.637	424.268	401.389	428.303
Other nonferrous scrap (including lead, zinc and precious metals).....	10	230309	06/06	186.906	183.743	181.448	171.663	183.173
Secondary nonferrous metals.....	10	24		311.874	310.905	306.415	307.139	307.974
Secondary aluminum.....	10	2402		271.586	266.906	262.739	256.775	257.161

See footnotes at end of table.

Table 9. Producer price indexes for commodity and service groupings and individual items, not seasonally adjusted — Continued
 [December 2023, Index base 1982=100, unless otherwise indicated]

Title	Commodity code		Other index base	Unadjusted index ¹				
	Group code	Item code		Aug. 2023	Sept. 2023 ^P	Oct. 2023 ^P	Nov. 2023 ^P	Dec. 2023 ^P
Secondary aluminum.....	10	240229	06/97	169.019	166.107	163.514	159.802	160.042
Secondary copper, alloyed and unalloyed.....	10	2403		714.048	716.618	708.862	712.428	715.497
Secondary copper, alloyed and unalloyed.....	10	240339	06/97	467.894	469.579	464.496	466.833	468.844
Secondary precious metals.....	10	2406		389.268	390.159	381.483	400.576	403.249
Secondary precious metals.....	10	240669	06/97	461.567	462.623	452.337	474.975	478.145
All other miscellaneous secondary nonferrous metals, including lead and zinc.....	10	2408		95.112	97.669	97.303	98.429	98.429
All other miscellaneous secondary nonferrous metals, including lead and zinc.....	10	240801	06/11	95.112	97.669	97.303	98.429	98.429
Nonferrous mill shapes.....	10	25		267.108	265.693	263.817	263.341	263.891
Aluminum mill shapes.....	10	2501		230.918	228.798	227.860	227.481	227.188
Extruded aluminum shapes, including rod, bar, and wire.....	10	250162	12/04	159.915	158.440	157.862	157.312	156.781
Copper and brass mill shapes.....	10	2502		572.407	571.885	563.896	562.133	568.573
Copper and copper alloy sheet, strip and plate.....	10	250237	12/03	299.763	300.984	300.133	298.341	304.146
Copper and copper alloy rod, bar and shapes.....	10	250238	12/03	346.807	345.647	340.720	340.223	341.250
Copper and copper alloy pipe and tube.....	10	250239	06/04	338.799	338.900	330.853	329.383	337.401
Nickel and nickel-base alloy mill shapes.....	10	2504		219.851	220.122	214.600	214.566	214.069
Nickel and nickel-base alloy mill shapes.....	10	250466	12/03	159.746	159.943	155.931	155.906	155.545
Titanium and titanium-base alloy mill shapes.....	10	2505		209.141	210.705	210.670	210.475	210.475
Titanium and titanium-base alloy mill shapes.....	10	250505	12/03	186.040	187.431	187.400	187.226	187.226
Other nonferrous mill shapes.....	10	2519		261.556	261.192	261.160	261.397	261.334
All other nonferrous metal mill shapes, except precious metal.....	10	251935	12/03	241.743	240.991	243.094	243.401	243.319
Nonferrous wire and cable.....	10	26		353.499	348.146	346.292	346.091	347.324
Nonferrous wire and cable.....	10	2603	12/82	362.600	357.109	355.208	355.002	356.267
Electronic wire and cable.....	10	260301	12/82	319.520	319.520	319.520	319.520	319.520
Copper wire and cable.....	10	260314	12/86	384.186	381.145	376.739	377.995	383.692
Power wire and cable.....	10	260332	06/04	491.764	453.499	464.948	466.434	457.366
Fiber optic cable.....	10	260333	12/88	66.064	66.064	64.495	62.717	62.717
Other wire and cable.....	10	260398	06/04	217.458	220.181	222.130	223.935	219.432
Nonferrous forge shop products.....	10	27	12/83	216.317	216.317	217.902	219.393	220.056
Nonferrous forge shop products.....	10	2701	12/83	216.317	216.317	217.902	219.393	220.056
Nonferrous forge shop products.....	10	270111	12/83	217.346	217.346	218.938	220.436	221.103
Hot impression die, impact, press and upset aluminum and other nonferrous forgings.....	10	27011111	12/07	129.089	129.089	130.130	131.109	131.544
Hot impression die, impact, press and upset aluminum and aluminum alloy forgings.....	10	270111111	12/07	131.355	131.355	133.429	133.429	134.176
Hot impression die, impact, press and upset titanium and titanium alloy forgings.....	10	270111112	12/07	120.371	120.371	120.371	122.563	122.563
Other nonferrous hot impression die impact, press, and upset forgings.....	10	270111113	12/07	170.302	170.302	170.302	170.302	171.401
Nonferrous foundry shop products.....	10	28		277.351	277.334	277.494	276.535	277.850
Aluminum castings.....	10	2802		233.008	232.561	231.836	230.906	231.902
Aluminum die-castings.....	10	280207	06/83	195.803	195.207	194.008	192.766	194.434
Aluminum castings, excluding die-castings.....	10	280208	05/18	133.974	133.974	134.244	134.244	133.850
Castings, nonferrous (except aluminum).....	10	2807	12/11	144.038	144.555	145.687	145.341	146.156
Castings, nonferrous (except aluminum).....	10	280701	12/11	144.038	144.555	145.687	145.341	146.156
Nonferrous die-castings (except aluminum).....	10	2807011	12/11	135.787	137.208	136.990	136.965	136.992
Copper base castings (excluding die-castings).....	10	2807013	12/11	134.188	134.188	133.054	132.154	134.302
Metal containers.....	10	3		227.828	227.277	225.198	224.162	224.197
Metal cans and can components.....	10	31		204.157	203.548	201.419	201.418	201.418
Steel cans and tinware end products.....	10	3102		323.683	321.325	321.325	321.325	-
Steel cans and tinware end products.....	10	310231	12/01	253.731	251.882	251.882	251.882	-
Aluminum cans and can components.....	10	3103		143.473	143.467	140.948	140.948	140.948
Aluminum cans and can components.....	10	310331	12/01	169.265	169.257	166.285	166.285	166.285
Barrels, drums, pails and other metal containers.....	10	32		450.382	450.382	448.782	437.981	438.339
Barrels, drums, pails and other metal containers.....	10	3201		450.382	450.382	448.782	437.981	438.339
Steel shipping barrels and drums (excl. beer barrels) (more than 12-gallon capacity).....	10	320106	12/11	172.899	172.899	170.692	159.560	160.054
All other metal containers.....	10	320107	12/11	182.578	182.578	182.580	182.580	182.580
Hardware.....	10	4		286.375	286.344	286.310	286.645	285.748
Hardware, n.e.c.....	10	41		287.954	287.963	287.961	288.498	286.909
Builders' hardware.....	10	4101		336.476	336.476	336.476	336.476	336.476
Builders' hardware (lock units, key blanks, door & window hardware, cabinet hardware, etc.).....	10	410104	06/07	169.563	169.563	169.563	169.563	169.563
Transportation equipment hardware.....	10	4103		203.393	203.393	203.393	204.592	204.592
Motor vehicle hardware.....	10	410311	06/85	169.768	-	-	-	-
Other transportation equipment hardware, incl. marine & aircraft (excl. motor vehicle hardware).....	10	410341	06/85	615.499	-	-	-	-

See footnotes at end of table.

Table 9. Producer price indexes for commodity and service groupings and individual items, not seasonally adjusted — Continued
 [December 2023, Index base 1982=100, unless otherwise indicated]

Title	Commodity code		Other index base	Unadjusted index ¹				
	Group code	Item code		Aug. 2023	Sept. 2023 ^P	Oct. 2023 ^P	Nov. 2023 ^P	Dec. 2023 ^P
Furniture hardware.....	10	4104		320.047	320.047	320.047	320.047	320.047
Furniture hardware.....	10	410411	06/85	285.921	285.921	285.921	285.921	285.921
Other miscellaneous hardware.....	10	4105	06/85	458.803	458.961	458.926	458.923	433.536
Other miscellaneous hardware.....	10	410502	12/03	324.613	324.725	324.700	324.698	306.736
Hand and edge tools.....	10	42		292.163	292.047	291.944	291.870	292.388
Hand and edge tools.....	10	4201		292.163	292.047	291.944	291.870	292.388
Mechanics hand service tools.....	10	420135	06/06	145.849	145.580	145.533	145.209	146.408
Edge tools, hand operated.....	10	420145	06/06	176.311	176.311	176.311	176.311	176.311
All other misc handtools, including cutting dies, machine & power-driven (except metal cutting).....	10	420155	06/06	149.707	149.707	149.615	149.689	149.689
Plumbing fixtures and fittings.....	10	5		334.546	334.415	334.124	334.676	335.475
Plumbing fixture fittings and trim.....	10	54		395.136	395.136	395.136	395.136	395.136
Plumbing fixtures, fittings, and trim.....	10	5402		394.971	394.971	394.971	394.971	394.971
Lavatory and sink fittings.....	10	540218	06/98	204.550	204.550	204.550	204.550	204.550
Miscellaneous plumbing fixtures, fittings, and trim.....	10	540223	06/83	397.862	397.862	397.862	397.862	397.862
Enameled iron & metal sanitary ware.....	10	56	12/86	284.379	283.508	281.574	285.249	290.568
Enameled iron and metal sanitary ware.....	10	5601	12/86	284.379	283.508	281.574	285.249	290.568
Enameled iron and metal sanitary ware.....	10	560102	12/03	202.940	202.319	200.939	203.561	207.356
Heating equipment.....	10	6		389.242	388.659	391.307	391.334	392.125
Steam and hot water equipment.....	10	61		428.506	428.498	428.498	428.498	428.498
Steam and hot water equipment.....	10	6101		428.506	428.498	428.498	428.498	428.498
Cast iron heating boilers, radiators and convectors.....	10	610106	06/99	289.688	289.688	289.688	289.688	289.688
Furnaces and heaters, including parts.....	10	62		299.141	297.950	303.110	302.832	302.832
Furnaces and heaters, including parts.....	10	6201		299.141	297.950	303.110	302.832	302.832
Furnaces and heaters, including parts.....	10	620146	12/03	197.730	196.943	200.353	200.170	200.170
Warm air furnaces, including parts.....	10	6201461	12/09	173.664	172.695	176.894	176.668	176.668
Warm air furnaces.....	10	62014611	12/09	171.106	170.116	174.405	174.174	174.174
Floor and wall furnaces, unit heaters, infrared heaters, & mechanical stokers, including parts.....	10	6201462	12/09	155.715	155.715	155.715	155.715	155.715
Other heating equipment, non-electric, including parts.....	10	63		368.815	368.917	369.022	369.763	373.257
Other heating equipment, non-electric, including parts.....	10	6301		368.815	368.917	369.022	369.763	373.257
Other heating equipment, non-electric, including parts.....	10	630161	06/99	228.932	228.995	229.060	229.521	231.689
Domestic heating stoves.....	10	64		276.239	276.239	276.239	276.239	276.239
Domestic heating stoves.....	10	6401		276.239	276.239	276.239	276.239	276.239
Domestic heating stoves.....	10	640141	06/99	217.515	217.515	217.515	217.515	217.515
Domestic water heaters.....	10	66		570.610	570.610	570.610	570.610	570.610
Domestic water heaters.....	10	6601		570.610	570.610	570.610	570.610	570.610
Household water heaters, electric, for permanent installation.....	10	660101		564.318	564.318	564.318	564.318	564.318
Household water heaters, except electric.....	10	660114	12/00	347.673	347.673	347.673	347.673	347.673
Fabricated structural metal products.....	10	7		365.374	365.088	364.511	365.281	370.116
Metal doors, sash, and trim.....	10	71		431.914	433.671	433.682	433.450	433.440
Metal doors and frames (except storm).....	10	7102	06/83	408.457	410.917	410.932	410.710	410.697
Metal doors and frames (except storm).....	10	710209	06/07	211.897	213.174	213.181	213.066	213.059
Metal windows (except storm sash).....	10	7103	06/83	404.168	404.265	404.265	403.837	403.837
Metal windows (except storm sash).....	10	710313	06/97	275.930	275.996	275.996	275.704	275.704
Metal molding and trim and store fronts.....	10	7104	06/83	1,055.672	1,055.672	1,055.671	1,055.679	1,055.679
Metal molding and trim and store fronts.....	10	710413	06/83	1,055.672	1,055.672	1,055.671	1,055.679	1,055.679
Metal combination screen, storm sash, and storm doors.....	10	7105	06/83	259.937	259.937	259.937	259.937	259.937
Metal combination screen, storm sash, and storm doors.....	10	710515	06/83	259.937	259.937	259.937	259.937	259.937
Metal window and door screens (except combination screens) and metal weather strip.....	10	7107	05/16	154.042	154.042	154.042	154.042	154.042
Metal window and door screens (except combination screens) and metal weather strip.....	10	710717	05/16	154.042	154.042	154.042	154.042	154.042
Metal tanks.....	10	72		324.829	324.985	324.205	324.254	324.254
Metal tanks.....	10	7201		324.829	324.985	324.205	324.254	324.254
Metal tanks, heavy gauge, including field-erected.....	10	720123		324.829	324.985	324.205	324.254	324.254
Sheet metal products.....	10	73		319.357	318.203	318.269	317.849	318.400
Sheet metal products.....	10	7301		319.357	318.203	318.269	317.849	318.400
Sheet metal air-conditioning ducts and stove pipe.....	10	730120	12/03	289.813	289.813	289.813	289.813	289.813
Sheet metal roofing and roof drainage equipment.....	10	730170	12/03	250.152	247.435	248.757	245.837	247.479
Sheet metal electronic enclosures.....	10	7301C	06/11	148.588	148.764	148.685	149.238	149.330
Steel sheet metal computer & peripheral equipment enclosures.....	10	7301C1	06/11	135.874	136.125	136.049	136.826	137.191
Aluminum sheet metal computer & peripheral equipment enclosures.....	10	7301C2	06/11	179.100	179.100	179.101	179.103	179.103
Other sheet metal electronic enclosures (excl. computers).....	10	7301C3	06/11	140.254	140.379	140.284	140.692	140.505
Other sheet metal work.....	10	7301G	06/11	137.219	137.277	137.553	137.252	137.329

See footnotes at end of table.

Table 9. Producer price indexes for commodity and service groupings and individual items, not seasonally adjusted — Continued
 [December 2023, Index base 1982=100, unless otherwise indicated]

Title	Commodity code		Other index base	Unadjusted index ¹				
	Group code	Item code		Aug. 2023	Sept. 2023 ^P	Oct. 2023 ^P	Nov. 2023 ^P	Dec. 2023 ^P
Aluminum and other sheet metal work.....	10	7301G3	06/11	128.179	128.276	128.742	128.235	127.930
Structural, architectural, and pre-engineered metal products.....	10	74		359.518	359.391	358.428	360.168	369.940
Fabricated structural metal.....	10	7405		364.127	364.221	363.231	365.481	379.530
Fabricated structural metal bar joists and concrete reinforcing bars.....	10	74051		364.449	361.315	362.726	364.115	385.135
Fabricated structural iron & steel for industrial bldgs metal bar joists, short span.....	10	740510	06/11	166.735	166.982	166.621	167.363	168.165
Fabricated structural iron & steel for commercial, residential, institutional, & public bldgs.....	10	740514	06/11	214.057	211.685	212.832	213.614	228.745
Other fabricated structural metal, including for bridges.....	10	74055	06/82	359.746	362.550	359.556	362.502	370.540
Fabricated structural metal for bridges.....	10	740553	12/07	161.668	165.217	165.854	164.349	169.331
Other fabricated structural iron and steel, aluminum, and other metals..	10	740554	12/07	169.535	170.632	169.026	170.692	174.346
Custom roll form products.....	10	7407		211.318	207.168	202.161	202.237	202.748
Custom roll form products.....	10	740775	06/90	199.507	195.589	190.862	190.934	191.416
Ornamental and architectural metal work.....	10	7408	12/83	521.095	525.117	525.113	525.415	525.029
Iron, steel, and aluminum stairs, staircases and fire escapes.....	10	740803	12/83	577.597	577.597	577.597	578.591	578.591
Steel and aluminum fences, gates (not wire), and railings and window guards.....	10	740813	12/97	288.951	289.242	289.242	289.242	287.651
Open metal flooring, grating and studs.....	10	740814	12/97	301.468	301.468	301.468	-	-
Other architectural and ornamental metal work.....	10	74082	12/97	301.303	301.303	301.296	301.303	301.303
Other aluminum and metal architectural and ornamental work.....	10	740821	12/08	208.258	208.258	208.258	208.258	208.258
Metal stalls and corrals.....	10	740824	05/17	144.775	144.775	-	-	-
Fabricated metal pipe, tube, and fittings.....	10	7411	12/11	143.500	143.831	146.222	147.535	152.219
Fabricated metal pipe, tube, and fittings.....	10	741151	12/11	143.500	143.831	146.222	147.535	152.219
Heat exchangers and steam condensers.....	10	75		428.073	428.073	428.290	427.863	428.465
Heat exchangers and steam condensers.....	10	7501		427.727	427.727	427.944	427.518	428.119
Heat exchangers and steam condensers (except for nuclear applications).....	10	750103		419.627	419.627	419.995	419.394	420.243
Fabricated steel plate.....	10	76		330.753	330.753	330.753	330.753	-
Fabricated steel plate.....	10	7601		330.753	330.753	330.753	330.753	-
Fabricated steel plate.....	10	760102	12/01	225.774	225.774	225.774	225.774	-
Prefabricated metal buildings.....	10	79		551.426	547.883	545.846	547.250	547.721
Prefabricated metal building systems (excl. farm service bldgs, residential bldgs, and parts).....	10	7901		583.861	580.453	580.646	581.625	583.306
Prefabricated metal building systems (excl. farm service bldgs, residential bldgs, and parts).....	10	790101	12/97	424.166	421.691	421.831	422.542	423.763
Farm service buildings and other prefabricated and portable buildings, steel and aluminum.....	10	7902		469.272	466.430	464.929	465.759	467.184
Farm service buildings and other prefabricated and portable buildings, steel and aluminum.....	10	790201	12/97	318.617	316.687	315.668	316.231	317.199
Panels, parts, and sections for prefabricated buildings, steel and aluminum.....	10	7903		427.378	423.338	413.684	416.770	412.350
Panels, parts, and sections for prefabricated buildings, steel and aluminum.....	10	790354		427.378	423.338	413.684	416.770	412.350
Miscellaneous metal products.....	10	8		225.106	225.199	225.150	225.742	225.591
Bolts, nuts, screws, rivets, and washers.....	10	81		308.320	309.841	308.237	311.558	311.645
Externally threaded fasteners, except aircraft types.....	10	8102	06/82	269.752	272.505	269.682	270.932	271.201
Hex bolts, including heavy, tap-and-joint.....	10	810206	06/82	210.856	210.862	210.398	214.306	214.281
Cap, set, machine, lag, flange, and self-locking screws, except aircraft types.....	10	810231		333.197	333.197	332.020	330.770	331.739
Other metal bolts, incl. square, round, plow, high-strength structural, and bent.....	10	810262	12/99	302.881	302.881	302.881	302.881	302.881
Other externally threaded metal fasteners, including studs, except aircraft types.....	10	810263	12/99	188.565	194.212	189.359	191.706	191.597
Internally threaded fasteners, except aircraft types.....	10	8103	06/82	154.396	154.740	151.880	153.723	153.430
Internally threaded fasteners, except aircraft types.....	10	810312	06/82	154.396	154.740	151.880	153.723	153.430
Nonthreaded metal fasteners, except aircraft types.....	10	8104	06/82	268.888	268.888	273.106	273.446	273.426
Nonthreaded metal fasteners, except aircraft types.....	10	810424	06/82	268.888	268.888	273.106	273.446	273.426
Aircraft fasteners, except plastics (including aerospace).....	10	8105	06/82	604.875	604.875	604.875	620.552	620.552
Aircraft fasteners, except plastics (including aerospace).....	10	810536	06/82	604.875	604.875	604.875	620.552	620.552
Formed products, except fasteners, made by cold-, warm-, or hot-heading processes.....	10	8106	06/82	256.828	256.835	256.835	256.835	256.835
Formed products, except fasteners, made by cold-, warm-, or hot-heading processes.....	10	810648	06/82	256.828	256.835	256.835	256.835	256.835
Lighting fixtures.....	10	83		223.057	223.510	223.597	223.833	224.135
Residential electric lighting fixtures, except portable.....	10	8302		255.967	255.967	255.967	255.958	255.959
Residential electric lighting fixtures, except portable.....	10	830225	06/98	177.468	177.469	177.469	177.463	177.463
Commercial, institutional and industrial electric lighting fixtures.....	10	8303		243.951	244.868	245.045	245.525	246.135
Commercial and institutional electric lighting fixtures, including parts and accessories.....	10	830302	12/04	161.876	162.602	162.742	163.141	163.624
Industrial electric lighting fixtures, including parts and accessories.....	10	830304	12/04	195.679	195.679	195.679	195.558	195.558
Other lighting equipment.....	10	8305		207.122	207.122	207.122	207.122	207.122

See footnotes at end of table.

Table 9. Producer price indexes for commodity and service groupings and individual items, not seasonally adjusted — Continued
 [December 2023, Index base 1982=100, unless otherwise indicated]

Title	Commodity code		Other index base	Unadjusted index ¹				
	Group code	Item code		Aug. 2023	Sept. 2023 ^P	Oct. 2023 ^P	Nov. 2023 ^P	Dec. 2023 ^P
Outdoor lighting equipment (including parts and accessories).....	10	830522	06/85	205.355	205.355	205.355	205.355	205.355
All other miscellaneous electric and nonelectric lighting equipment, incl parts and accessories.....	10	830524	06/85	133.605	133.605	133.605	133.605	133.605
Ammunition, except for small arms.....	10	85	12/85	243.803	238.068	238.068	238.068	238.068
Ammunition, except for small arms.....	10	8501	12/85	243.803	238.068	238.068	238.068	238.068
Ammunition, except for small arms.....	10	850101	12/85	243.803	238.068	238.068	238.068	238.068
Ordnance and ordnance accessories, n.e.c.....	10	86	12/85	250.190	250.190	250.190	250.190	250.190
Ordnance and ordnance accessories, n.e.c.....	10	8601	12/85	250.190	250.190	250.190	250.190	250.190
Ordnance and ordnance accessories, n.e.c.....	10	860101	12/85	250.190	250.190	250.190	250.190	250.190
Fabricated ferrous wire products.....	10	88	06/82	339.011	338.120	333.348	333.848	331.761
Ferrous wire rope, cable, forms and strand.....	10	8801	06/82	303.964	303.698	304.179	304.811	307.160
Ferrous wire rope, cable, forms and strand.....	10	880101	06/82	303.964	303.698	304.179	304.811	307.160
Ferrous wire cloth, other woven wire products.....	10	8807	06/82	215.787	215.787	215.787	215.787	215.787
Ferrous wire cloth, other woven wire products.....	10	880701	06/82	215.787	215.787	215.787	215.787	215.787
Other fabricated ferrous wire products.....	10	8809	06/82	341.574	340.361	334.608	335.109	331.156
Steel fencing and fence gates.....	10	880993	06/09	144.369	143.433	142.887	142.959	141.735
Other fabricated ferrous wire products, n.e.c.....	10	880996	12/11	160.298	159.800	156.783	157.042	155.112
Steel nails, staples, tacks, spikes and brads.....	10	8812	06/09	223.137	223.161	210.789	210.781	210.934
Steel nails, staples, tacks, spikes and brads.....	10	881201	06/09	223.137	223.161	210.789	210.781	210.934
Other miscellaneous metal products.....	10	89		206.015	206.052	206.465	206.843	206.751
Wire springs.....	10	8904		356.940	356.985	355.705	355.958	355.959
Precision mechanical wire springs.....	10	890424		284.497	284.607	284.755	285.376	285.377
Precision mechanical extension- and torsion-type wire springs.....	10	8904241	12/09	156.956	157.227	157.437	158.644	158.644
Precision mechanical compression-type springs.....	10	8904242	12/09	168.759	168.682	168.684	168.470	168.471
Other metal products.....	10	8905		186.346	186.198	186.841	187.092	187.040
Automotive job stampings.....	10	890507		129.069	129.206	131.013	131.084	131.084
Precision turned products, automotive.....	10	890521	12/83	166.368	166.368	163.714	163.714	163.714
Precision turned products, except automotive.....	10	890522	12/83	259.769	259.771	258.138	258.978	259.112
Metal powders, paste, and flake.....	10	890564	06/85	229.238	229.871	228.028	229.611	230.015
Powder metallurgy parts, except bearings, gears, etc.....	10	890571	12/91	137.090	137.296	137.245	—	—
Other fabricated metal products.....	10	890589	06/85	244.198	240.762	240.419	240.368	239.568
Metal stampings n.e.c.....	10	8907	06/84	251.154	253.418	252.883	254.514	254.514
Metal job stampings, except automotive.....	10	890701		282.804	286.392	286.327	288.912	288.912
Recreational vehicle metal job stamping.....	10	8907011	12/10	156.488	173.179	173.179	—	—
Motor and generator metal job stamping.....	10	8907012	12/10	121.680	121.680	118.151	117.965	117.965
Other metal job stampings.....	10	8907013	12/10	142.229	142.186	142.282	144.083	144.083
Metal foil and leaf.....	10	8908	12/84	212.320	211.780	211.695	211.695	211.695
Flexible packaging foil.....	10	890811	12/84	189.388	188.906	188.830	188.830	188.830
Heavy gauge springs.....	10	8909	06/04	298.106	297.346	292.797	293.275	290.640
Cold formed steel springs, except wire.....	10	890913	06/04	390.804	390.462	390.462	391.382	391.495
Machinery and equipment.....	11	—		174.935	175.167	175.392	175.529	175.580
Agricultural machinery and equipment.....	11	1		317.395	318.766	319.889	318.250	318.549
Agricultural machinery and equipment.....	11	14	12/02	198.701	199.559	200.262	199.236	199.424
Commercial turf and grounds care equipment, including parts and attachments.....	11	1401	12/02	161.490	162.754	162.754	162.491	162.491
Commercial turf and grounds care equipment, including parts and attachments.....	11	140111	12/02	161.490	162.754	162.754	162.491	162.491
Farm plows, harrows, rollers, pulverizers, etc., and attachments.....	11	1402	12/02	289.896	289.896	289.896	287.051	287.051
Farm plows, harrows, rollers, pulverizers, etc., and attachments.....	11	140211	12/02	289.896	289.896	289.896	287.051	287.051
Farm dairy equipment, sprayers and dusters, farm blowers, and attachments.....	11	1404	12/02	175.099	175.344	175.344	175.300	175.300
Farm dairy equipment, sprayers and dusters, farm blowers, and attachments.....	11	140411	12/02	175.099	175.344	175.344	175.300	175.300
Planting, seeding, and fertilizing machinery and attachments.....	11	1405	12/02	198.174	198.174	201.619	196.407	198.998
Planting, seeding, and fertilizing machinery and attachments.....	11	140511	12/02	198.174	198.174	201.619	196.407	198.998
Harvesting machinery (except hay and straw) and attachments.....	11	1406	12/82	337.539	343.123	345.644	341.410	341.410
Harvesting machinery (except hay and straw) and attachments.....	11	140611	12/82	337.539	343.123	345.644	341.410	341.410
Haying machinery and attachments.....	11	1407	12/82	332.910	332.910	332.910	332.312	332.312
Haying machinery and attachments.....	11	140711	12/82	332.910	332.910	332.910	332.312	332.312
All other farm machinery and equipment, excluding parts, including attachments.....	11	1408	12/02	237.324	237.389	237.518	237.518	237.518
All other farm machinery and equipment, excluding parts, including attachments.....	11	140811	12/02	237.324	237.389	237.518	237.518	237.518
Parts for farm machinery, for sale separately.....	11	1409	12/02	188.385	188.511	188.539	190.098	188.843
Parts for farm machinery, for sale separately.....	11	140911	12/02	188.385	188.511	188.539	190.098	188.843
Construction machinery and equipment.....	11	2		300.774	301.307	301.308	304.427	304.938
Tractors and attachments, ex. parts.....	11	2A	12/99	195.321	196.628	196.628	196.814	196.941

See footnotes at end of table.

Table 9. Producer price indexes for commodity and service groupings and individual items, not seasonally adjusted — Continued
 [December 2023, Index base 1982=100, unless otherwise indicated]

Title	Commodity code		Other index base	Unadjusted index ¹				
	Group code	Item code		Aug. 2023	Sept. 2023 ^P	Oct. 2023 ^P	Nov. 2023 ^P	Dec. 2023 ^P
Construction machinery for mounting (excluding parts, winches, snow clearing attachments).....	11	2A03	12/99	188.970	188.970	188.970	188.970	188.970
Construction machinery for mounting (excluding parts, winches, snow clearing attachments).....	11	2A0302	12/99	188.970	188.970	188.970	188.970	188.970
Tractor shovel loaders (skid steer, wheel, crawler, and integral design backhoes).....	11	2A04		284.020	284.020	284.020	284.541	284.895
Tractor shovel loaders (skid steer, wheel, crawler, and integral design backhoes).....	11	2A0406	06/86	270.871	270.871	270.871	271.367	271.706
Construction wheel and crawler tractors, dozers, self-propelled log skidders, etc.....	11	2A05	12/03	189.291	193.129	193.129	193.128	193.128
Construction wheel and crawler tractors, dozers, self-propelled log skidders, etc.....	11	2A0501	12/03	189.291	193.129	193.129	193.128	193.128
Power cranes, draglines, & shovels (excavators) (incl. surface mining equipment) (excl. parts).....	11	2B	12/99	196.176	196.176	196.176	196.176	196.176
Power cranes, draglines, & shovels (excavators) (incl. surface mining equip.) (excluding parts).....	11	2B05	12/99	196.176	196.176	196.176	196.176	196.176
Power cranes, draglines, & shovels (excavators) (incl. surface mining equip.) (excluding parts).....	11	2B0504	12/99	196.176	196.176	196.176	196.176	196.176
Mixers, pavers, and related equipment (excluding parts).....	11	2C		322.725	322.725	322.626	325.022	325.022
Mixers, pavers, and related equipment (excluding parts).....	11	2C01		322.725	322.725	322.626	325.022	325.022
Mixers, pavers, and related equipment (excluding parts).....	11	2C0109	12/99	231.733	231.733	231.662	233.383	233.383
Off-highway, equipment, ex. parts.....	11	2D	12/99	212.283	212.283	212.290	212.290	212.290
Graders, rollers & compactors, rough-terrain forklifts, scrapers, trenchers, etc. (excl. parts).....	11	2D03	12/03	209.973	209.973	209.973	209.973	209.973
Graders, rollers & compactors, rough-terrain forklifts, scrapers, trenchers, etc. (excl. parts).....	11	2D0301	12/03	209.973	209.973	209.973	209.973	209.973
Misc. construction machinery and equipment.....	11	2J	12/05	178.097	178.097	178.134	179.304	180.618
Winches, aerial work platforms, and automotive wrecker hoists, including parts and attachments.....	11	2J01	12/05	187.786	187.786	187.871	187.871	190.886
Winches, aerial work platforms, and automotive wrecker hoists, including parts and attachments.....	11	2J0101	12/03	236.538	236.538	236.644	236.644	240.442
Other construction machinery and equipment (excluding parts).....	11	2J03	12/03	190.711	190.711	190.711	193.030	193.030
Other construction machinery and equipment (excluding parts).....	11	2J0301	12/03	190.711	190.711	190.711	193.030	193.030
Parts for construction machinery and equipment, sold separately.....	11	2K	12/99	193.318	193.332	193.260	213.549	212.480
Parts for construction machinery and equipment, sold separately.....	11	2K01	12/99	193.318	193.332	193.260	213.549	212.480
Parts for cranes, draglines, and shovels (including surface mining equipment) (sold separately).....	11	2K0101	12/11	157.650	157.650	157.505	187.119	184.948
Parts for off-highway wheel tractors and shovel loaders (sold separately).....	11	2K0102	12/11	137.148	137.148	137.148	137.148	137.148
Parts for other construction machinery (sold separately).....	11	2K0103	12/11	138.556	138.575	138.574	146.289	146.306
Metalworking machinery and equipment.....	11	3		241.501	242.309	242.809	243.321	243.630
Power-driven handtools, including parts and attachments.....	11	32		237.745	237.745	237.772	237.772	237.772
Power-driven handtools, including parts and attachments.....	11	3211	12/04	161.944	161.944	161.962	161.962	161.962
Power-driven handtools, including parts and attachments.....	11	321101	12/04	161.944	161.944	161.962	161.962	161.962
Power-driven handtools, pneumatic, hydraulic, and powder-actuated.....	11	3211011	06/11	161.842	161.842	161.876	161.876	161.876
Power-driven handtools, electric (except battery powered), including parts.....	11	3211014	06/11	152.669	152.669	152.669	152.669	152.669
Welding machines and equipment.....	11	33		397.103	397.103	397.103	397.103	397.103
Arc welding machines, components, and accessories, excluding electrodes and stud welding equip.....	11	3301		430.751	430.751	430.751	430.751	430.751
Arc welding machines, components, and accessories, excluding electrodes and stud welding equip.....	11	330175	12/97	283.009	283.009	283.009	283.009	283.009
Resistance welders, components, accessories, and electrodes.....	11	3302		301.810	301.810	301.810	301.810	—
Resistance welders, components, accessories, and electrodes.....	11	330276	12/84	279.692	279.692	279.692	279.692	—
Gas welding and cutting equipment, parts, attachments, and accessories.....	11	3304		271.608	271.608	271.608	271.608	271.608
Gas welding and cutting equipment, parts, attachments, and accessories.....	11	330461	06/83	267.142	267.142	267.142	267.142	267.142
Other welding equipment, components, and accessories (excluding arc, resistance, and gas).....	11	3306	12/00	156.073	156.073	156.073	156.073	156.073
Other welding equipment, components, and accessories (excluding arc, resistance, and gas).....	11	330629	12/00	156.073	156.073	156.073	156.073	156.073
Industrial process furnaces and ovens.....	11	34		278.724	278.653	278.653	278.932	278.071
Industrial process furnaces and ovens, except parts and attachments.....	11	3407	12/04	170.469	170.410	170.410	170.996	171.232
Industrial process furnaces and ovens, except parts and attachments.....	11	340711	12/04	170.469	170.410	170.410	170.996	171.232
Parts and attachments for industrial process furnaces and ovens.....	11	3409	06/11	150.854	150.854	150.854	149.988	147.658
Parts and attachments for industrial process furnaces and ovens.....	11	340901	06/11	150.854	150.854	150.854	149.988	147.658
Cutting tools and accessories.....	11	35		225.422	225.760	228.818	230.487	230.487
Small cutting tools.....	11	3501		211.471	211.732	212.182	213.758	213.758
End mills and milling cutters.....	11	350144	12/11	122.249	122.409	123.289	123.471	123.471
Threading tools, including blanks, tips and inserts.....	11	350145	12/11	120.818	120.818	120.818	120.818	120.818

See footnotes at end of table.

Table 9. Producer price indexes for commodity and service groupings and individual items, not seasonally adjusted — Continued

[December 2023, Index base 1982=100, unless otherwise indicated]

Title	Commodity code		Other index base	Unadjusted index ¹				
	Group code	Item code		Aug. 2023	Sept. 2023 ^P	Oct. 2023 ^P	Nov. 2023 ^P	Dec. 2023 ^P
Carbon and high-speed steel, shank, solid, tipped carbide twist drills. . .	11	350146	12/11	128.418	130.019	130.019	131.246	131.246
Taps, carbide indexible, and throwaway inserts for machine tools.	11	350147	12/11	136.385	136.385	139.409	139.340	139.340
Other cutting tools for machine tools, excluding tips and blanks.	11	350149	12/11	121.048	121.048	121.048	122.202	122.202
Other machine tool attachments and accessories.	11	3505	06/83	273.979	275.289	275.290	278.443	278.445
Other machine tool attachments and accessories.	11	350501	06/83	273.979	275.289	275.290	278.443	278.445
Abrasive products.	11	36		269.663	271.538	270.278	270.479	271.236
Nonmetallic sized grains, powders, and flour abrasives (incl. graded only).	11	3601		191.406	197.023	197.023	197.023	197.023
Nonmetallic sized grains, powders, and flour abrasives (incl. graded only).	11	360105	06/87	246.418	253.650	253.650	253.650	253.650
Nonmetallic abrasive products (including diamond abrasives).	11	3603		255.938	256.546	256.546	256.643	256.643
Nonmetallic abrasive products (including diamond abrasives).	11	360311	06/87	234.292	234.848	234.848	234.937	234.937
Nonmetallic coated abrasive products and buffing wheels, polishing wheels, and laps.	11	3605		322.422	322.527	322.527	322.998	322.998
Nonmetallic coated abrasive products and buffing wheels, polishing wheels, and laps.	11	360505		238.655	238.733	238.733	239.081	239.081
Metal cutting machine tools.	11	37		232.772	232.658	232.658	232.658	232.658
Other metal-cutting machine tools.	11	3720	12/09	125.116	125.116	125.116	125.116	125.116
Other metal-cutting machine tools.	11	372041	12/09	125.116	125.116	125.116	125.116	125.116
Metal machining centers.	11	3721	12/09	132.026	132.026	132.026	132.026	132.026
Metal machining centers.	11	372121	12/09	132.026	132.026	132.026	132.026	132.026
Rebuilt metal-cutting machine tools and parts for metal-cutting machine tools.	11	3753	12/02	161.825	161.825	161.825	161.825	161.825
Rebuilt metal-cutting machine tools and parts for metal-cutting machine tools.	11	375311	12/02	161.825	161.825	161.825	161.825	161.825
Metal forming machine tools.	11	38		274.565	296.250	296.320	296.320	296.320
Metal-forming machine tools (except rebuilt and parts).	11	3826	12/09	136.873	153.322	153.375	153.375	153.375
Metal punching and shearing (power & manual), and bending and forming machines (power only).	11	382611		219.087	219.087	219.655	219.655	219.655
Rebuilt metal-forming machine tools and parts for metal-forming machine tools.	11	3852	12/02	160.175	160.175	160.175	160.175	160.175
Rebuilt metal-forming machine tools and parts for metal-forming machine tools.	11	385205	12/02	160.175	160.175	160.175	160.175	160.175
Tools, dies, jigs, fixtures & ind. molds.	11	39		184.009	184.122	184.574	185.231	185.921
Special tools, dies, jigs, and fixtures.	11	3901		201.762	201.762	201.762	201.762	201.762
Special tools, dies, jigs, and fixtures.	11	390135	12/03	132.370	132.370	132.370	132.370	132.370
Jigs and fixtures, including parts.	11	3901351	06/10	139.706	139.706	139.706	139.706	139.706
Metalworking dies and die sets.	11	3901353	06/10	121.344	121.344	121.344	121.344	121.344
Standard punches, industrial prototypes, die parts & other special tooling for dies.	11	3901357	06/10	126.752	126.752	126.752	126.752	126.752
Industrial molds and mold boxes.	11	3903		160.524	160.782	161.803	163.287	164.845
Industrial injection-type molds made of metal for plastics.	11	390312	12/09	125.411	125.411	127.847	127.277	127.277
Other industrial molds and mold boxes.	11	390331	12/09	126.477	126.778	126.778	128.797	130.622
Metalworking machinery n. e. c.	11	3A	06/83	265.370	266.300	266.953	266.961	266.966
Rolling mill and other metalworking machinery, including assembly machines.	11	3A03	09/23	—	100.000	100.245	100.248	100.250
Rolling mill and other metalworking machinery, including assembly machines.	11	3A0310	09/23	—	100.000	100.245	100.248	100.250
Other metalworking machinery.	11	3A03102	06/83	328.490	333.294	—	—	—
General purpose machinery and equipment.	11	4		330.359	331.359	332.688	332.168	332.011
Pumps, compressors, and equipment.	11	41		357.983	356.865	356.903	357.245	357.761
Industrial pumps, except hydraulic fluid power pumps.	11	4102		378.533	373.786	373.786	373.786	373.786
Industrial pumps, except hydraulic fluid power pumps.	11	410212	12/97	241.522	238.494	238.494	238.494	238.494
Parts and attachments for air and gas compressors and vacuum pumps.	11	4107	06/84	412.339	412.339	412.339	412.339	412.339
Parts and attachments for air and gas compressors, ex. refrigeration, ice making, & a/c.	11	410701	06/84	412.339	412.339	412.339	412.339	412.339
Domestic water systems.	11	4113	12/03	216.713	216.713	216.913	216.913	216.913
Domestic water systems.	11	411311	12/03	216.713	216.713	216.913	216.913	216.913
Air and gas compressors and vacuum pumps.	11	4115	06/05	229.326	229.932	229.932	229.932	231.126
Air and gas compressors and vacuum pumps.	11	411501	06/05	229.326	229.932	229.932	229.932	231.126
Other pumps, including parts and attachments.	11	4119	12/83	353.847	353.847	353.847	353.847	353.847
Parts and attachments for pumps.	11	411911	12/83	428.371	428.371	428.371	428.371	428.371
All other pumps, including domestic sump, oil well, and oil field pumps.	11	411915	12/97	191.564	191.564	191.564	191.564	191.564
Oil-well and oil-field pumps.	11	4119153	12/09	127.659	127.659	127.659	127.659	127.659
Other pumps, except automotive circulating pumps, and measuring & dispensing pumps.	11	4119155	12/09	157.762	157.762	157.762	157.762	157.762
Elevators, escalators, and other lifts.	11	42		211.712	211.712	211.722	211.722	211.722
Elevators and moving stairways.	11	4201		204.135	204.135	204.135	204.135	204.135
Elevators and moving stairways.	11	420112	12/03	178.352	178.352	178.352	178.352	178.352

See footnotes at end of table.

Table 9. Producer price indexes for commodity and service groupings and individual items, not seasonally adjusted — Continued

[December 2023, Index base 1982=100, unless otherwise indicated]

Title	Commodity code		Other index base	Unadjusted index ¹				
	Group code	Item code		Aug. 2023	Sept. 2023 ^P	Oct. 2023 ^P	Nov. 2023 ^P	Dec. 2023 ^P
Parts and attachments for elevators and moving stairs (sold separately)...	11	4202		251.577	251.577	251.658	251.658	251.658
Parts and attachments for elevators and moving stairs (sold separately).....	11	420221		251.577	251.577	251.658	251.658	251.658
Fluid power equipment.....	11	43		360.029	361.930	369.615	362.520	362.696
Fluid power pumps and parts.....	11	4301		290.132	292.628	292.628	292.467	292.732
Nonaerospace-type reciprocating fluid power pumps.....	11	430112	12/11	145.276	147.514	147.514	147.346	147.300
Nonaerospace-type fluid power motors.....	11	430115	12/11	151.789	152.031	152.031	151.985	153.098
Parts for fluid power pumps, motors, and hydrostatic transmissions.....	11	430119	12/11	129.221	130.651	130.651	130.627	130.627
Fluid power valves.....	11	4302		353.652	354.341	354.978	355.031	355.514
Fluid power valves.....	11	430201	12/82	345.009	345.681	346.303	346.355	346.826
Nonaerospace type hydraulic directional control valves.....	11	4302013	12/07	169.570	169.570	169.570	169.570	169.571
Nonaerospace type pneumatic directional control valves.....	11	4302015	12/07	168.791	168.791	168.791	168.791	171.002
Aerospace type fluid power valves.....	11	430201A	06/09	152.341	152.971	153.732	153.732	153.732
Fluid power cylinders, actuators, accumulators, cushions, & parts.....	11	4303		316.137	319.420	319.037	320.759	320.759
Non-aerospace hydraulic & all aerospace-type fluid power cylinders.....	11	430312	06/98	220.002	223.302	222.917	222.917	222.917
Parts for hydraulic & pneumatic cylinders and actuators.....	11	430315	06/98	275.776	275.776	275.776	282.011	282.011
Fluid power hose and tube fittings.....	11	4304		503.353	503.436	541.351	503.356	503.450
Fluid power hose and tube fittings.....	11	430406		503.353	503.436	541.351	503.356	503.450
Nonaerospace type flared (metal) fittings, couplings, and assemblies.....	11	4304062	06/09	145.950	145.950	145.950	145.950	145.950
Parts for fluid power valves.....	11	4305	06/91	238.399	238.500	238.500	238.500	238.500
Parts for fluid power valves.....	11	430501	06/91	238.399	238.500	238.500	238.500	238.500
Industrial material handling equipment.....	11	44		297.607	297.379	298.183	298.288	298.325
Conveying equipment, except parts and accessories.....	11	4402		292.161	292.202	293.881	293.470	293.531
Unit handling conveyors and conveying systems.....	11	440212	06/84	231.813	231.868	231.501	231.501	231.585
Unit handling gravity and trolley conveyors and conveying systems.....	11	4402122	06/09	129.703	129.586	129.586	129.586	129.555
All other unit handling conveyors, including tow, belt, roller, pneumatic, portable, etc.....	11	4402124	06/09	149.371	149.665	149.071	149.071	149.261
Bulk material handling conveyors and conveying systems.....	11	440216	06/84	315.031	315.031	320.053	318.993	318.993
Industrial trucks, trailers, and stackers.....	11	4403		285.953	285.438	285.685	285.914	285.914
Industrial trucks, tractors, mobile straddle carriers & cranes, & automatic stacking machines.....	11	44035	12/11	159.233	158.868	158.886	158.903	158.903
Work trucks with lifting & handling equipment, riding, electric, self-propelled.....	11	440353	06/02	230.083	230.083	230.083	230.083	230.083
Work trucks with lifting & handling equipment, non-riding electric or any non-electric.....	11	440356	06/02	190.950	190.854	190.885	190.918	190.918
Work trucks not fitted with lifting & handling equipment, electric or non-electric.....	11	440357	06/02	215.272	215.158	215.196	215.228	215.228
Bulk powered material moving equipment, dock boards, and metal pallets and skids.....	11	440358	06/02	207.384	204.519	204.519	204.519	204.519
Parts and attachments for industrial trucks and tractors.....	11	440378	12/86	361.194	361.194	362.505	363.724	363.724
Hoists, overhead cranes, and monorail systems.....	11	4404		358.929	358.929	358.961	360.576	360.794
Hoists and parts and attachments for hoists (sold separately).....	11	440481	12/84	337.686	337.686	337.740	339.054	339.054
Overhead traveling cranes and monorail systems, including parts and attachments sold separately.....	11	440485	12/84	338.580	338.580	338.580	340.350	340.801
Parts and accessories for conveyors and conveying systems.....	11	4406	09/18	137.953	137.903	138.268	138.268	138.232
Parts and accessories for unit handling conveyors and conveying systems.....	11	440601	06/84	296.803	296.501	296.501	296.501	296.282
Parts and accessories for bulk material handling conveyors and conveying systems.....	11	440602	06/84	495.047	495.047	497.075	497.075	497.075
Mechanical power transmission equipment.....	11	45		362.668	363.936	365.300	367.619	367.614
Speed changers, drives, gears.....	11	4501		361.453	361.453	361.453	361.453	361.440
Loose gear, pinions and racks.....	11	450108	12/83	262.862	262.862	262.862	262.862	262.862
Speed changers and industrial high speed drives & parts other than loose gearing.....	11	450117	12/03	211.593	211.593	211.593	211.593	211.579
Other power transmission equipment.....	11	4502	12/84	343.329	345.273	347.364	350.917	350.917
Mechanical power transmission equipment, excl. speed changers, drives, & gears.....	11	450212	12/03	227.416	228.473	230.154	232.269	232.269
Scales and balances.....	11	46		236.980	236.833	236.862	236.862	237.472
Vehicle and industrial scales.....	11	4611	12/91	205.745	205.394	205.403	205.403	205.733
Vehicle and industrial scales.....	11	461101	06/03	178.948	178.643	178.651	178.651	178.938
Motor truck and railroad track scales.....	11	4611011	12/10	154.191	153.683	153.683	153.683	153.842
Industrial scales (including automatic checkweigher and bulkweigher scales).....	11	4611012	12/10	175.925	176.007	176.042	176.042	176.823
Miscellaneous non-vehicle scales (crane, susp., tank, hopper, measuring dev, lab, bulk conveyer).....	11	4611013	12/10	150.987	150.987	150.987	150.987	150.987
Retail, commercial, household, and mailing scales and balances.....	11	4612	12/91	196.279	196.279	196.279	196.279	196.651
Retail, commercial, household, and mailing scales and balances.....	11	461201	06/03	180.174	180.174	180.174	180.174	180.514
Parts, attachments, and accessories for scales and balances.....	11	4613	12/91	274.922	276.042	276.208	276.208	278.379
Parts, attachments, and accessories for scales and balances.....	11	461301	06/03	268.650	269.745	269.907	269.907	272.028
Air purification equipment and industrial and commercial fans and blowers...	11	47		300.120	299.699	299.696	299.693	299.636

See footnotes at end of table.

Table 9. Producer price indexes for commodity and service groupings and individual items, not seasonally adjusted — Continued
 [December 2023, Index base 1982=100, unless otherwise indicated]

Title	Commodity code		Other index base	Unadjusted index ¹				
	Group code	Item code		Aug. 2023	Sept. 2023 ^P	Oct. 2023 ^P	Nov. 2023 ^P	Dec. 2023 ^P
Fan, blower, air purification equipment.....	11	4701		300.120	299.699	299.696	299.693	299.636
Dust collection and other air purification equipment for cleaning incoming air.....	11	470143	12/83	256.809	255.830	255.823	255.816	255.648
Air filters for air-conditioners and furnaces, etc., of 2400 CFM or less, except parts.....	11	4701431	06/09	166.094	166.006	166.006	166.006	166.006
Other dust collection and air purification equipment, except parts.....	11	4701432	06/09	146.901	146.923	146.908	146.891	146.775
Parts for dust collection and air purification equipment.....	11	4701433	06/09	149.468	147.193	147.193	147.193	146.897
Industrial and commercial fans and blowers.....	11	470145	12/03	232.818	232.818	232.818	232.818	232.844
Centrifugal blower filter units, and classes I-IV centrifugal fans, except parts.....	11	4701452	06/09	191.481	191.481	191.481	191.481	191.481
Other centrifugal fans and blowers, except parts.....	11	4701453	06/09	186.063	186.063	186.063	186.063	186.063
Axial fans and industrial propeller fans, except parts.....	11	4701457	06/09	162.606	162.606	162.606	162.606	162.606
Power roof ventilators, except parts.....	11	4701458	06/09	162.155	162.155	162.155	162.155	162.155
Parts and accessories for fans and blowers.....	11	4701459	06/09	172.031	172.031	172.031	172.031	172.278
Air conditioning and refrigeration equip.....	11	48		292.910	293.123	293.511	294.756	293.336
Unitary air-conditioners, except air source heat pumps.....	11	4802		269.885	270.549	269.916	273.339	269.119
Unitary air-conditioners, except air source heat pumps.....	11	480222	06/97	220.063	220.605	220.089	222.879	219.439
Commercial refrigeration equipment.....	11	4803		406.543	406.543	408.605	408.605	408.605
Commercial refrigeration equipment.....	11	480331	06/97	263.497	263.497	264.834	264.834	264.834
All other miscellaneous refrigeration and air-conditioning equipment.....	11	4806		347.566	347.566	348.728	348.728	348.728
All other miscellaneous refrigeration and air-conditioning equipment.....	11	480631	06/97	240.687	240.687	241.491	241.491	241.491
Heat transfer equipment, including heat pumps.....	11	4807	12/11	171.344	171.150	171.584	172.048	171.626
Heat transfer equipment, except dehumidifiers.....	11	480732	12/03	248.877	248.423	250.956	251.449	250.695
Heat pumps.....	11	480734	12/09	145.108	145.449	140.236	141.160	141.215
Parts and accessories for air conditioning and heat transfer equipment.....	11	4809	12/89	265.250	266.214	265.683	265.799	265.991
Parts and accessories for air conditioning and heat transfer equipment.....	11	480901	12/89	265.250	266.214	265.683	265.799	265.991
Refrigeration condensing units.....	11	4815	01/19	158.583	158.583	158.863	159.146	159.432
Refrigeration condensing units.....	11	481511	01/19	158.583	158.583	158.863	159.146	159.432
Miscellaneous general purpose equipment.....	11	49		364.096	368.324	368.832	368.170	368.572
Metal valves, except fluid power.....	11	4902	12/82	437.002	437.002	442.141	442.141	444.263
Gates, globes, angles, and checks.....	11	490201	12/82	467.079	467.079	469.457	469.457	473.408
Gates, globes, angles, straightway (Y-type) checks, stop & check, 3- & 4-way, etc.....	11	4902011	06/09	165.843	165.843	165.843	165.843	165.843
Industrial valves for water works and municipal equipment.....	11	4902012	06/09	157.493	157.493	158.855	158.855	161.119
Industrial ball valves, incl. manual and power operated.....	11	490202	12/82	590.020	590.018	-	-	-
Industrial butterfly valves, incl. manual and power operated.....	11	490203	12/82	306.082	306.082	306.082	306.082	308.339
Industrial plug valves.....	11	490204	12/82	308.666	308.666	308.666	308.666	317.897
Other industrial valves, including nuclear.....	11	490209	12/82	406.242	406.242	414.616	414.616	414.616
Automatic regulating and control valves.....	11	490211	12/98	249.107	249.107	260.916	260.916	260.916
Metal pipe fittings, flanges, and unions.....	11	4903	12/82	477.026	477.332	477.146	477.144	477.137
Metal pipe fittings, flanges, and unions.....	11	490301	12/82	477.026	477.332	477.146	477.144	477.137
Ball and roller bearings.....	11	4905		333.836	334.278	334.278	333.951	333.575
Ball bearings, complete, unmounted.....	11	490531	12/03	168.310	168.335	168.335	168.376	168.007
Mounted bearings, except plain.....	11	490534	06/83	470.807	478.805	478.794	478.794	477.904
Parts and components for ball and roller bearings, incl. balls and rollers.....	11	490535	06/83	197.465	198.185	198.185	196.063	195.080
Tapered roller bearings (including cups & cones), unmounted.....	11	490537	06/83	391.108	391.423	391.423	-	391.423
Other roller bearings, unmounted.....	11	490538	06/83	365.691	365.691	365.691	365.691	365.691
Industrial patterns.....	11	4907	12/84	208.965	208.965	208.965	208.965	208.965
Industrial patterns.....	11	490701	12/84	208.965	208.965	208.965	208.965	208.965
Filters and strainers.....	11	4908	12/84	309.585	339.754	335.312	330.401	329.944
Filters and strainers, except fluid power.....	11	490805	12/03	197.058	197.923	197.921	197.905	197.894
Industrial filters and strainers and reusable media, except fluid power.....	11	4908051	12/11	146.748	146.278	146.278	146.278	146.278
Nonreusable media for filters and strainers, except fluid power.....	11	4908052	12/11	137.426	145.525	145.511	145.420	145.354
Parts and accessories for filters and strainers, except fluid power.....	11	4908053	12/11	158.421	158.361	158.361	-	-
Other miscellaneous general purpose equipment.....	11	4911	12/84	261.763	261.380	260.715	260.970	260.841
Other miscellaneous general purpose equipment.....	11	491102	06/07	155.190	154.963	154.569	154.720	154.643
Electronic computers and computer equipment.....	11	5	02/23	97.688	97.554	96.864	97.133	97.559
Electronic computers.....	11	51	02/23	99.184	98.731	96.855	96.715	97.755
Electronic computers.....	11	5101	02/23	99.184	98.731	96.855	96.715	97.755
Personal computers and workstations (excluding portable computers).....	11	510114	02/23	99.147	99.014	99.323	97.973	100.313
Portable computers, laptops, tablets and other single user computers.....	11	510115	02/23	96.963	97.063	97.083	97.174	97.197
Host computers, multiusers (mainframes, UNIX and PC servers).....	11	510116	02/23	97.755	97.201	94.812	94.812	95.722
Computer storage devices.....	11	52	12/04	46.657	46.732	46.793	47.393	47.454
Computer storage devices (except parts, attachments and accessories).....	11	5201	12/04	46.012	46.089	46.152	46.763	46.826
Computer storage devices (except parts, attachments and accessories).....	11	520101	12/04	46.012	46.089	46.152	46.763	46.826

See footnotes at end of table.

Table 9. Producer price indexes for commodity and service groupings and individual items, not seasonally adjusted — Continued
 [December 2023, Index base 1982=100, unless otherwise indicated]

Title	Commodity code		Other index base	Unadjusted index ¹				
	Group code	Item code		Aug. 2023	Sept. 2023 ^P	Oct. 2023 ^P	Nov. 2023 ^P	Dec. 2023 ^P
Computer peripheral equipment and parts.....	11	54	12/98	85.261	85.261	85.265	85.267	85.245
Parts, attachments, and accessories for computer terminals and peripherals.....	11	5405	12/98	152.865	152.865	152.865	152.865	152.865
Parts, attachments, and accessories for computer terminals and peripherals.....	11	540501	12/98	152.865	152.865	152.865	152.865	152.865
Computer terminals (including POS and funds-transfer devices) and other computer peripherals.....	11	5406	06/99	62.194	62.194	62.199	62.202	62.170
Computer terminals (including POS and funds-transfer devices) and other computer peripherals.....	11	540602	06/07	65.011	65.011	65.016	65.019	64.986
Special industry machinery and equipment.....	11	6		278.467	278.845	278.577	278.645	278.882
Food products machinery.....	11	61		369.588	369.588	371.165	371.218	375.000
Dairy and milk products plant machinery and equipment.....	11	6101		358.030	358.030	364.909	364.909	364.909
Dairy and milk products plant machinery and equipment.....	11	610111	12/83	350.239	350.239	356.968	356.968	356.968
Commercial food products machinery (except packaging and cooking equipment).....	11	6104		322.309	322.309	322.357	322.450	328.267
Commercial food products machinery (except packaging and cooking equipment).....	11	610409	12/83	317.975	317.975	318.023	318.114	323.853
Industrial food products machinery for processing foods, beverages, & animal & fowl feed.....	11	6105	12/83	383.775	383.775	385.832	385.832	387.126
Industrial food products machinery for processing foods, beverages, & animal & fowl feed.....	11	610501	12/83	383.775	383.775	385.832	385.832	387.126
Other industrial food and feed machinery.....	11	6105012	12/12	144.025	144.025	145.245	145.245	146.466
Machinery for sorting, grading, and cleaning fruits, vegetables, eggs, and for processing meat.....	11	6105013	12/12	159.159	159.159	159.159	159.159	159.216
Parts and attachments for industrial food and feed products machinery.....	11	6105014	12/12	141.325	141.325	145.078	145.078	145.183
Textile machinery and equipment.....	11	62		185.571	185.571	185.571	185.571	185.571
Textile machinery (except parts, attachments, and accessories).....	11	6212	06/86	158.331	158.331	158.331	158.331	158.331
Textile machinery (except parts, attachments, and accessories).....	11	621201	06/86	158.331	158.331	158.331	158.331	158.331
Textile machinery parts and attachments.....	11	6277		202.872	202.872	202.872	202.872	202.872
Textile machinery parts and attachments.....	11	627701	06/86	182.071	182.071	182.071	182.071	182.071
Sawmill and woodworking machinery.....	11	63		309.139	309.387	309.772	309.378	309.378
Sawmill and woodworking machinery.....	11	6306	12/04	207.824	207.990	208.249	207.984	207.984
Sawmill and woodworking machinery, excluding parts and attachments (sold separately).....	11	630602	06/12	179.102	179.271	179.534	179.264	179.264
Parts, attachments, & accessories for sawmill & woodworking machinery.....	11	630603	06/12	164.185	164.185	164.185	164.185	164.185
Paper industries machinery.....	11	64	06/82	277.858	277.695	277.695	277.695	278.048
Paper industries machinery.....	11	6401	06/82	277.858	277.695	277.695	277.695	278.048
Paper industries machinery, excluding parts & attachments (sold separately).....	11	640114	12/03	149.826	149.826	149.826	149.826	149.826
Parts and attachments for paper industries machinery.....	11	640115	12/03	181.213	180.865	180.865	180.865	181.616
Printing trades machinery and equipment.....	11	65		180.942	180.187	184.471	183.922	185.376
Other printing machinery and equipment.....	11	6509	12/82	170.291	169.369	174.601	173.930	175.706
Other printing machinery and equipment, incl. pre-press preparation equipment & plates.....	11	650912	06/09	100.568	99.450	105.695	104.882	107.035
Parts, attachments, & accessories for printing trades machinery.....	11	650913	06/09	121.822	121.822	121.954	121.954	121.954
Other special industry machinery.....	11	66		258.714	259.279	257.783	257.865	257.512
Plastics and rubber working machinery.....	11	6603		230.328	230.285	230.295	230.295	230.618
Plastics working machinery and equipment, excluding patterns and molds, including parts.....	11	66039	09/15	106.532	106.510	106.516	106.516	106.665
Plasticworking machinery (excluding parts).....	11	660391	12/08	111.577	111.577	111.584	111.584	111.772
Parts for plasticworking machinery.....	11	660395	12/08	126.394	126.238	126.238	126.238	126.238
Miscellaneous special industry machinery.....	11	6606		252.914	253.564	251.862	251.955	251.495
Semiconductor manufacturing machinery and parts.....	11	660638	06/87	124.654	124.798	124.796	124.930	124.941
Packing, packaging, and bottling machinery and parts.....	11	67		370.218	372.018	372.018	372.747	372.747
Packing, packaging, and bottling machinery and parts.....	11	6705	06/06	180.916	181.796	181.796	182.152	182.152
Packing, packaging, and bottling machinery, excluding parts.....	11	670501	06/06	174.333	175.255	175.255	175.111	175.111
Parts for packing, packaging, and bottling machinery.....	11	670502	12/83	360.312	361.595	361.595	365.385	365.385
Service industry machinery and parts.....	11	68	06/82	317.710	317.793	318.098	318.098	318.408
Service industry machinery and parts.....	11	6801	06/82	317.710	317.793	318.098	318.098	318.408
Commercial cooking and food warming equipment (incl. parts).....	11	68013	12/03	230.717	230.717	230.717	230.717	231.173
Commercial cooking equipment incl. ranges, deep-fat fryers, etc. except electric.....	11	680131	12/11	187.456	187.456	187.456	187.456	188.363
Commercial electric cooking equipment, incl. ranges, deep-fat fryers, etc.....	11	680132	12/11	154.442	154.442	154.442	154.442	154.442
Parts and accessories for commercial cooking and food warming equipment.....	11	680133	12/11	147.230	147.230	147.230	147.230	147.230
Other service industry machinery, incl. electronic teaching mach. & auto. maintenance equipment.....	11	68014	05/23	100.125	100.160	100.288	100.288	100.352
Coin-operated machines and mechanisms (incl. parts).....	11	680141	05/18	104.766	104.766	104.766	104.766	104.766

See footnotes at end of table.

Table 9. Producer price indexes for commodity and service groupings and individual items, not seasonally adjusted — Continued
 [December 2023, Index base 1982=100, unless otherwise indicated]

Title	Commodity code		Other index base	Unadjusted index ¹				
	Group code	Item code		Aug. 2023	Sept. 2023 ^P	Oct. 2023 ^P	Nov. 2023 ^P	Dec. 2023 ^P
Commercial laundry and drycleaning machinery products (incl. parts) ...	11	680143	06/03	198.962	198.962	199.056	199.056	199.056
Commercial and industrial floor & carpet cleaning machines, ex. vacuum cleaners (incl. parts).....	11	680145	09/16	141.934	141.686	141.686	141.686	141.686
Electronic teaching machines, teaching aids, etc., (incl. kits and parts)...	11	680147	09/16	104.281	104.281	104.281	104.281	—
All other parts and attachments for service industry equipment.	11	680148	12/11	135.687	135.973	136.522	136.522	136.522
Other service industry equipment.	11	680149	09/16	132.708	132.788	133.059	133.059	133.191
Electrical machinery and equipment.	11	7		134.357	134.366	134.470	134.601	134.611
Wiring devices.	11	71		368.428	368.505	369.335	368.363	366.584
Current-carrying wiring devices.	11	7101		267.785	268.261	269.172	269.043	267.997
Current-carrying switches for electrical circuitry (including vehicular switches).....	11	710143	12/99	183.728	183.374	183.796	183.796	185.532
Current-carrying wire connectors for electrical circuitry.	11	710144	12/99	179.077	179.140	182.934	182.317	181.358
Current-carrying wiring devices n.e.c.....	11	710147	06/06	193.813	194.540	194.155	194.212	192.492
Noncurrent-carrying wiring devices.	11	7102		499.003	498.242	498.732	496.229	493.307
Noncurrent-carrying electrical conduit and conduit fittings, incl.plastic conduit & fittings.	11	710216	12/04	255.998	254.611	255.209	252.442	248.648
Other noncurrent-carrying wiring devices and supplies (boxes, covers, bar hangers, etc.).....	11	710217	12/04	207.028	208.239	208.751	208.442	208.811
Porcelain, steatite, and other ceramic electrical products.	11	710252	12/03	194.060	193.935	193.032	193.245	194.230
Integrating and measuring instruments.	11	72		183.680	183.759	184.805	185.610	186.703
Test equipment for electrical, radio, & communication circuits & motors. ...	11	7205	12/83	173.309	173.384	174.371	175.130	176.162
Test equipment for electrical, radio, & communication circuits & motors.	11	720501		182.608	182.687	183.726	184.527	185.614
Motors, generators, motor generator sets.	11	73		291.485	291.723	291.956	291.211	291.212
Fractional horsepower motors and generators.	11	7303	06/83	216.634	216.634	216.634	216.634	216.636
Fractional horsepower motors and generators.	11	730312	12/99	162.993	162.993	162.993	162.993	162.995
Integral horsepower motors and generators (excluding land transportation types).....	11	7304	06/83	407.349	407.349	407.349	407.349	407.349
Integral horsepower motors and generators (excluding land transportation types).....	11	730405	12/99	283.635	283.635	283.635	283.635	283.635
Parts and supplies for motors and generators.	11	7309	06/83	322.994	324.635	324.635	324.590	324.590
Parts and supplies for motors and generators.	11	730901	06/83	322.994	324.635	324.635	324.590	324.590
Other motors and generators.	11	7311	06/06	157.937	157.937	158.204	157.357	157.357
Other motors and generators.	11	731101	06/06	157.937	157.937	158.204	157.357	157.357
Prime mover generator sets, except steam & hydraulic turbine.	11	7311012	12/14	137.117	137.117	137.117	137.117	137.117
Transformers and power regulators.	11	74		383.568	383.568	384.173	384.173	390.232
Power and distribution transformers, except parts.	11	7409	12/99	334.153	334.153	334.153	334.153	340.547
Other transformers and parts for transformers.	11	7411	12/99	226.046	226.046	228.088	228.088	228.088
Switchgear, switchboard, industrial controls equipment.	11	75		324.539	324.871	326.232	329.356	329.901
Industrial controls and related parts and accessories.	11	7507		310.642	310.643	311.266	311.760	311.760
Industrial controls and related parts and accessories.	11	750799	06/85	295.651	295.652	296.245	296.715	296.715
General-purpose industrial controls.	11	7507991	06/11	160.091	160.092	160.323	160.738	160.738
Parts for industrial controls and motor-control accessories.	11	7507992	06/11	142.167	142.167	143.058	143.058	143.058
Specific-purpose industrial controls.	11	7507993	06/11	134.682	134.682	134.913	134.917	134.917
Switchgear and switchboard apparatus.	11	7522	06/05	188.923	189.240	190.299	193.096	193.618
Switchgear and switchboard apparatus.	11	752201	06/05	188.923	189.240	190.299	193.096	193.618
Low voltage panelboards and distribution boards, 1000 volts or less.	11	7522013	12/07	156.818	156.818	156.818	156.818	156.818
Switchgear, except relays and ducts.	11	752201A	12/07	186.805	187.329	188.190	191.378	192.195
Communications and related equipment and miscellaneous electronic systems & equipment.	11	76	12/85	131.434	131.447	131.504	131.783	131.795
Telephone and wireline data networking equipment.	11	7601	12/85	92.255	92.255	92.255	92.022	92.022
Other communications and related equipment, including broadcast and wireless.	11	7603	06/13	109.347	109.378	109.519	109.913	109.942
Broadcast, studio, and related electronic equipment.	11	760301	12/85	119.987	120.377	120.579	119.561	119.899
Radio station and wireless communication equipment.	11	760302	12/85	100.955	100.955	100.955	101.486	101.473
Radio station equipment.	11	7603022	06/13	116.063	116.063	116.063	116.063	116.063
Other broadcast and wireless communications systems and equipment.	11	7603023	06/13	113.399	113.399	113.399	114.106	114.089
Intercommunications, alarm and traffic control systems.	11	760303	12/85	163.288	163.333	164.602	164.773	164.940
Alarm systems, including electric sirens and horns.	11	7603031	06/08	132.521	132.521	134.150	134.150	134.150
Intercommunications systems, including inductive paging systems.	11	7603033	06/08	153.412	154.695	154.695	154.695	154.695
Electronic systems and equipment, n.e.c.....	11	7605	12/03	148.762	148.762	148.762	148.762	148.762
Electronic systems and equipment, n.e.c.....	11	760512	12/03	148.762	148.762	148.762	148.762	148.762
Search, detection, navigation & guidance systems and equipment.	11	7606	06/04	161.644	161.644	161.644	161.963	161.963
Search, detection, navigation & guidance systems and equipment.	11	760613	06/04	161.644	161.644	161.644	161.963	161.963
Electric lamp bulbs, tubes, and components.	11	77		108.485	108.985	108.985	108.985	108.985
Electric lamp bulbs, tubes, and components.	11	7704	12/04	83.703	84.089	84.089	84.089	84.089
Electric lamp bulbs, tubes, and components.	11	770401	12/04	83.703	84.089	84.089	84.089	84.089
Electronic components and accessories.	11	78		67.865	67.837	67.856	67.816	67.713

See footnotes at end of table.

Table 9. Producer price indexes for commodity and service groupings and individual items, not seasonally adjusted — Continued
 [December 2023, Index base 1982=100, unless otherwise indicated]

Title	Commodity code		Other index base	Unadjusted index ¹				
	Group code	Item code		Aug. 2023	Sept. 2023 ^P	Oct. 2023 ^P	Nov. 2023 ^P	Dec. 2023 ^P
Relays for electronic circuitry, industrial control overload, and switchgear type.....	11	7821		283.411	283.411	285.450	285.450	—
Relays for electronic circuitry, industrial control overload, and switchgear type.....	11	782119	06/90	210.708	210.708	212.224	212.224	—
Switches, mechanical, for electronic circuitry.....	11	7822	06/82	257.163	257.163	257.163	257.163	—
Switches, mechanical, for electronic circuitry.....	11	782299	06/82	257.163	257.163	257.163	257.163	—
Connectors for electronic circuitry.....	11	7824		254.381	254.400	257.098	257.131	257.154
Connectors for electronic circuitry.....	11	782481	12/11	146.938	146.949	148.507	148.526	148.540
Filters, crystals, and transducers.....	11	7828	06/82	116.642	116.642	117.338	119.414	119.414
Filters, crystals, and transducers.....	11	782890	06/82	116.642	116.642	117.338	119.414	119.414
Crystal, filter, piezoelectric, and other related electronic devices (exc. microwave filters).....	11	7828901	06/82	121.188	121.188	121.911	124.068	124.068
Integrated microcircuits.....	11	7839	06/05	32.585	32.526	32.253	32.452	32.163
Integrated microcircuits.....	11	783911	06/05	32.585	32.526	32.253	32.452	32.163
Other semiconductor and related devices.....	11	7847	06/05	77.819	77.819	78.088	76.814	76.814
Other semiconductor devices, including parts (such as chips, wafers and heat sinks).....	11	784711	06/05	75.809	75.809	76.071	74.831	74.831
Bare printed circuit boards.....	11	7849	12/00	124.570	124.570	124.570	124.570	127.503
Bare printed circuit boards.....	11	784901	06/82	130.322	130.322	130.322	130.322	133.390
Electronic coils, transformers, and other inductors.....	11	7853	06/82	246.756	246.756	248.280	250.370	249.551
Electronic coils, transformers, and other inductors.....	11	785399	06/00	169.391	169.391	170.438	171.872	171.310
Capacitors and resistors for electronic circuitry.....	11	7854	12/22	104.363	104.363	104.363	105.621	105.621
Capacitors for electronic circuitry.....	11	785411	12/02	196.207	196.207	196.207	199.028	199.028
Microwave components, electron tubes, and other electronic components, n.e.c.....	11	7856	06/00	178.100	178.249	179.102	179.102	179.102
Printed circuit assemblies, loaded boards, modules and consumer external modems.....	11	7861	06/82	80.617	80.617	80.621	80.707	80.699
Printed circuit assemblies, loaded boards, modules and consumer external modems.....	11	786199	06/82	80.617	80.617	80.621	80.707	80.699
Miscellaneous electrical machinery and equipment.....	11	79		138.305	138.294	138.161	138.070	138.089
Storage batteries.....	11	7901		244.718	244.718	244.192	244.192	244.192
Storage batteries, lead acid type, BCI dimensional group 8D or smaller.....	11	790103	12/84	258.944	258.944	258.067	258.067	258.067
Storage batteries, lead acid type, larger than BCI dimensional group 8D.....	11	790104	12/84	316.396	316.396	316.396	316.396	316.396
Storage batteries (excluding lead acid), including parts for all storage batteries.....	11	790105	12/84	259.130	259.130	259.130	259.130	259.130
Primary batteries.....	11	7902		235.275	235.379	234.938	234.514	233.931
Primary batteries.....	11	790229	12/03	152.598	152.665	152.379	152.104	151.726
Carbon and graphite products.....	11	7903		229.847	229.542	229.383	228.933	229.264
X-ray and electromedical equipment.....	11	7905		92.999	92.999	93.000	93.004	93.022
Irradiation equipment.....	11	790512	06/85	125.822	125.822	125.822	125.855	125.855
Electromedical equipment, including diagnostic, therapeutic and patient monitoring equipment.....	11	790541	06/09	103.237	103.238	103.239	103.237	103.265
Miscellaneous electrical industrial apparatus.....	11	7929	12/85	185.459	185.459	184.268	183.238	183.238
Rectifying apparatus.....	11	792902	12/85	208.790	208.790	208.790	208.790	208.790
Other electrical equipment for industrial use, except for electronic circuitry.....	11	792904	12/03	158.842	158.842	157.397	156.147	156.147
All other electrical equipment and components, except industrial.....	11	7939	12/06	134.303	134.303	134.304	134.305	134.304
All other electrical equipment and components, except industrial.....	11	793901	12/06	134.303	134.303	134.304	134.305	134.304
Miscellaneous instruments.....	11	8		248.727	248.424	248.914	249.260	249.270
Automatic environmental controls for monitoring residential, commercial, and appliance use.....	11	81		216.875	216.875	216.875	216.875	216.875
Automatic environmental controls for monitoring residential, commercial, and appliance use.....	11	8105	12/03	149.555	149.555	149.555	149.555	149.555
Automatic environmental controls for monitoring residential, commercial, and appliance use.....	11	810501	12/03	149.555	149.555	149.555	149.555	149.555
Industrial process control instruments.....	11	82	06/83	287.850	288.332	290.358	291.341	291.354
Industrial process control instruments.....	11	8201	06/83	287.850	288.332	290.358	291.341	291.354
Industrial process control instruments.....	11	820171	12/03	174.333	174.625	175.852	176.448	176.456
Fluid meters and counting devices.....	11	84	12/85	249.589	243.204	243.388	242.707	242.981
Fluid meters and counting devices.....	11	8401	12/85	249.589	243.204	243.388	242.707	242.981
Engineering and scientific instruments.....	11	85	12/85	286.163	286.163	286.163	286.565	286.565
Aeronautical, nautical, and navigational instruments.....	11	8501	12/85	322.109	322.109	322.109	322.489	322.489
Aeronautical, nautical, and navigational instruments.....	11	850111	12/85	322.109	322.109	322.109	322.489	322.489
Hospital beds and specialized hospital furniture.....	11	8504	12/11	140.856	140.856	140.856	141.201	141.201
Hospital beds and specialized hospital furniture.....	11	850404	12/11	140.856	140.856	140.856	141.201	141.201
Measuring instruments and lenses.....	11	86	12/85	171.399	171.756	171.842	172.121	172.087
Sighting, tracking, and fire-control equipment, optical type.....	11	8601	12/85	140.800	140.904	142.544	144.620	144.758
Sighting, tracking, and fire-control equipment, optical type.....	11	860111	12/85	140.800	140.904	142.544	144.620	144.758
All other miscellaneous optical instruments and lenses.....	11	8602	12/85	148.093	148.030	147.964	148.775	148.806

See footnotes at end of table.

Table 9. Producer price indexes for commodity and service groupings and individual items, not seasonally adjusted — Continued
 [December 2023, Index base 1982=100, unless otherwise indicated]

Title	Commodity code		Other index base	Unadjusted index ¹				
	Group code	Item code		Aug. 2023	Sept. 2023 ^P	Oct. 2023 ^P	Nov. 2023 ^P	Dec. 2023 ^P
All other miscellaneous optical instruments and lenses.....	11	860211	12/85	148.093	148.030	147.964	148.775	148.806
Laboratory analytical instruments.....	11	8603	12/85	182.493	182.982	182.930	182.884	182.814
Laboratory analytical instruments.....	11	860311	12/85	182.493	182.982	182.930	182.884	182.814
Measuring & controlling devices, n.e.c.....	11	89	06/85	198.974	199.099	199.747	200.038	200.038
Aircraft engine instruments.....	11	8901	06/85	187.895	188.243	188.243	188.243	188.243
Aircraft engine instruments.....	11	890199	06/85	187.895	188.243	188.243	188.243	188.243
Nuclear radiation detection & monitoring instruments.....	11	8904	06/85	248.577	248.577	248.577	248.577	248.577
Nuclear radiation detection & monitoring instruments.....	11	890499	06/85	248.577	248.577	248.577	248.577	248.577
Physical properties and kinematic testing equipment.....	11	8905	06/04	135.620	135.620	135.620	135.622	135.622
Physical properties and kinematic testing equipment.....	11	890599	06/04	135.620	135.620	135.620	135.622	135.622
Commercial, geophysical, meteorological, surveying, drafting & general-purpose instruments.....	11	8906	06/04	138.230	138.418	139.903	140.567	140.567
Commercial, geophysical, meteorological & general-purpose instruments.....	11	890699	06/04	138.230	138.418	139.903	140.567	140.567
Miscellaneous machinery.....	11	9		216.099	216.482	216.387	216.676	216.719
Oil field and gas field machinery.....	11	91		250.632	252.486	252.486	251.756	251.756
Oil and gas field drilling, surveying, and cementing machinery (except parts sold separately).....	11	9102		262.037	264.567	264.567	261.140	261.140
Oil and gas field drilling, surveying, and cementing machinery (except parts sold separately).....	11	910201	09/20	111.579	112.656	112.656	111.197	111.197
Oil field and gas field production machinery (except pumps and parts sold separately).....	11	9104		227.928	229.997	229.997	231.074	231.074
Oil field and gas field production machinery (except pumps and parts sold separately).....	11	910456	12/03	187.270	188.970	188.970	189.854	189.854
Parts and attachments for oil and gas field machinery and equipment.....	11	9106	12/10	132.095	132.095	132.095	133.528	133.528
Parts and attachments for oil and gas field production machinery and equipment.....	11	910604	12/10	131.985	131.985	131.985	135.726	135.726
Mining machinery and equipment.....	11	92		424.365	425.844	426.539	434.688	434.688
Mining machinery and equipment (except parts sold separately).....	11	9207	09/19	143.198	143.850	144.154	147.536	147.536
Underground mining machinery (except parts sold separately).....	11	920701	12/03	296.626	297.104	297.104	—	—
Crushing, pulverizing, & screening machinery (except parts sold separately).....	11	920702	12/03	249.314	249.314	249.314	266.064	—
Drills and other mining machinery (except parts sold separately).....	11	920703	12/03	251.401	254.552	256.247	—	—
Mineral processing & beneficiation machinery (except parts sold separately).....	11	920704	12/03	271.467	271.467	271.467	294.685	—
Parts and attachments for mining machinery and equipment (sold separately).....	11	9253		338.220	338.220	338.220	339.720	339.720
Parts and attachments for mining machinery and equipment (sold separately).....	11	925303	12/03	243.623	243.623	243.623	244.703	244.703
Internal combustion engines.....	11	94		198.689	198.830	198.718	198.851	198.852
Diesel, semidiesel, and dual-fuel engines (except automotive).....	11	9407	12/82	225.271	225.271	225.271	225.271	225.271
Diesel, semidiesel, and dual-fuel engines (except automotive).....	11	940725	12/00	172.750	172.750	172.750	172.750	172.750
Diesel, semidiesel, and dual-fuel engines for automobiles, trucks, and buses.....	11	9408	12/82	167.190	167.190	167.188	167.194	167.196
Diesel, semidiesel, and dual-fuel engines for automobiles, trucks, and buses.....	11	940811	12/82	167.190	167.190	167.188	167.194	167.196
Parts & accessories for internal combustion engines, ex. aircraft & gasoline automotive engines.....	11	9413		246.194	247.217	247.171	247.296	247.296
Parts & accessories for internal combustion engines, ex. aircraft & gasoline automotive engines.....	11	941301		246.194	247.217	247.171	247.296	247.296
Machine shop products.....	11	95		222.293	222.293	221.829	221.829	221.829
Machine shop products.....	11	9505	06/84	201.378	201.378	200.958	200.958	200.958
Machine shop job work and job order repairs.....	11	950501	06/84	201.378	201.378	200.958	200.958	200.958
Turbines and turbine generator sets.....	11	97	06/87	269.529	270.672	271.929	273.135	273.656
Turbines and turbine generator sets (excluding parts).....	11	9701	06/87	269.529	270.672	271.929	273.135	273.656
Steam, gas, and other turbines and turbine generators.....	11	970103	06/11	111.632	111.994	112.466	112.888	114.429
Parts & accessories for turbines, turbine generators, and turbine generator sets.....	11	98	09/15	121.201	121.201	121.201	121.201	121.201
Parts & accessories for turbines, turbine generators, and turbine generator sets.....	11	9801	09/15	121.201	121.201	121.201	121.201	121.201
Parts & accessories for turbines, turbine generators, and turbine generator sets.....	11	980101	09/15	121.201	121.201	121.201	121.201	121.201
Furniture and household durables.....	12	—		218.619	219.317	218.572	218.980	218.432
Household furniture.....	12	1		274.729	274.184	270.941	270.468	270.391
Metal household furniture.....	12	11		215.220	214.837	214.393	214.649	214.387
Metal household furniture.....	12	1101		215.220	214.837	214.393	214.649	214.387
Metal household dining room and kitchen furniture.....	12	110102	06/84	265.460	262.651	259.406	261.278	259.358
Other metal household furniture.....	12	110104	06/84	191.013	191.013	191.013	191.013	191.013
Metal household furniture, beds, nonupholstered.....	12	1101041	12/11	133.150	133.150	133.150	133.150	133.150
Wood household furniture (nonupholstered).....	12	12		323.509	323.509	311.701	309.499	309.499

See footnotes at end of table.

Table 9. Producer price indexes for commodity and service groupings and individual items, not seasonally adjusted — Continued
 [December 2023, Index base 1982=100, unless otherwise indicated]

Title	Commodity code		Other index base	Unadjusted index ¹				
	Group code	Item code		Aug. 2023	Sept. 2023 ^P	Oct. 2023 ^P	Nov. 2023 ^P	Dec. 2023 ^P
Wood household furniture (nonupholstered).....	12	1206	12/22	107.042	107.042	103.135	102.407	102.407
Wood living room furniture (nonupholstered).....	12	120602	12/04	166.838	166.838	166.838	166.418	166.418
Wood dining room, outdoor, and ready-to-assemble furniture (nonupholstered).....	12	120603	12/22	109.493	109.493	103.219	103.219	103.219
Wood bedroom furniture, including infants' and children's, (nonupholstered).....	12	120605	12/04	163.629	163.629	163.430	160.340	160.340
Upholstered household furniture.....	12	13		261.357	261.158	256.673	256.358	256.358
Upholstered household furniture.....	12	1301		261.357	261.158	256.673	256.358	256.358
Dual purpose sleep furniture, incl. convertible sofa.....	12	130123	06/83	218.531	218.445	219.604	219.604	219.604
Upholstered household furniture.....	12	130141	06/05	166.240	166.100	162.433	162.188	162.188
Upholstered household davenports, sofas, loveseats, and settees.....	12	1301411	12/11	144.969	144.830	140.558	140.247	140.247
Upholstered household sectional sofa pieces.....	12	1301412	12/11	136.670	136.549	134.729	134.596	134.596
Upholstered household rocking chairs, including swivel rockers.....	12	1301413	12/11	142.639	142.446	142.446	142.446	142.446
Other upholstered household furniture, including custom.....	12	1301415	12/11	157.098	156.994	156.994	156.994	156.994
Bedding.....	12	14		235.860	234.639	235.022	234.676	234.511
Bedding.....	12	1401		235.860	234.639	235.022	234.676	234.511
Innerspring mattresses, excluding crib size.....	12	140104	12/95	216.566	214.520	214.520	213.643	213.643
Mattress foundations.....	12	140107	12/11	139.021	136.859	138.006	138.006	137.549
Mattresses, other types, including crib, foam, waterbed mattresses and mattress inserts.....	12	140114	06/83	253.547	253.547	253.547	253.547	253.547
Sleep system ensembles and mattresses, excluding conventional waterbeds.....	12	140122	12/95	140.114	140.114	140.114	140.114	140.114
Mattress and foundation sets.....	12	140134	12/03	141.624	141.209	141.702	141.702	141.485
Metal porch, lawn, outdoor & casual furniture.....	12	15		361.973	361.973	365.067	365.067	365.067
Porch and lawn furniture.....	12	1501		361.973	361.973	365.067	365.067	365.067
Metal porch, lawn, outdoor & casual furniture.....	12	150112	06/84	360.030	360.030	363.108	363.108	363.108
Nonupholstered household furniture, except wood and metal.....	12	16	12/85	148.071	148.071	148.071	—	—
Nonupholstered household furniture, except wood and metal.....	12	1601	12/85	148.071	148.071	148.071	—	—
Nonupholstered household furniture, except wood and metal.....	12	160101	12/85	148.071	148.071	148.071	—	—
Commercial furniture.....	12	2		309.907	310.451	310.524	312.268	310.485
Wood office furniture and store fixtures.....	12	21		301.180	300.909	300.001	300.012	300.195
Wood office furniture and store fixtures.....	12	2101		301.180	300.909	300.001	300.012	300.195
Wood office seating, including upholstered.....	12	210112	06/85	260.760	260.760	260.760	260.760	260.760
Wood office desks and extensions.....	12	210113	06/85	329.383	329.383	329.383	329.383	329.383
Wood office files, storage units, and tables.....	12	210114	06/85	287.146	287.146	287.146	287.146	287.146
Wood office furniture, other types (incl. panel/desk systems).....	12	210116	06/85	230.105	230.105	230.105	230.105	230.105
Fixtures for stores, banks and offices.....	12	210161	12/83	299.375	299.055	297.984	297.996	298.212
Custom architectural woodwork, millwork, and fixtures.....	12	2101611	06/08	149.791	149.791	151.046	151.046	151.046
Wood lockers, partitions, and shelving (except custom).....	12	2101612	06/08	157.979	155.760	157.296	154.996	158.648
Wood furniture dimensions and nonwood furniture parts and frames.....	12	2101615	12/11	206.350	204.853	—	207.272	205.145
Nonwood furniture and store fixtures.....	12	22		302.594	303.427	304.245	306.949	302.185
Nonwood commercial storage units, files, and tables.....	12	2202		315.756	313.831	312.550	311.999	310.168
Nonwood commercial storage units, files, and tables.....	12	220202	06/95	226.799	225.416	224.496	224.100	222.785
Nonwood commercial furniture.....	12	2203		310.069	309.608	310.440	308.670	308.723
Nonwood commercial desks and extensions.....	12	220321		373.242	373.169	373.054	373.054	373.054
Nonwood office seating.....	12	220325		238.913	238.913	238.913	238.913	238.913
Nonwood office furniture panel systems, and other nonwood office furniture.....	12	220326	06/95	225.002	224.342	225.563	222.993	223.071
Nonwood partitions and fixtures.....	12	2204	12/83	275.743	278.758	280.198	288.428	277.990
Storage racks and accessories, except wood.....	12	220407	12/83	246.549	246.271	246.271	246.271	246.271
Fixtures (bank, office, and store) except wood.....	12	220409	12/83	284.856	293.899	302.154	323.028	282.382
Public building furniture.....	12	23	12/84	316.845	319.305	319.778	325.598	328.000
Public building furniture.....	12	2301	12/84	316.845	319.305	319.778	325.598	328.000
School furniture (except stone and concrete), excluding library furniture.....	12	230101	12/84	376.188	384.574	386.230	387.956	389.781
Public building and related furniture, excluding school & restaurant furniture.....	12	230102	12/84	305.294	305.390	305.390	313.155	315.898
Commercial furniture and fixtures, n.e.c.....	12	24	12/85	286.829	287.754	288.186	288.443	289.975
Commercial furniture and fixtures, n.e.c.....	12	2401	12/85	286.829	287.754	288.186	288.443	289.975
Bar, bowling center, cafeteria, and restaurant furniture.....	12	240104	12/10	176.573	178.856	178.856	178.856	178.856
Other commercial and institutional furniture and fixtures, n.e.c.....	12	240108	12/10	164.907	164.677	165.043	165.262	166.561
Floor coverings.....	12	3		213.494	216.843	214.861	211.772	211.772
Carpets and rugs.....	12	31		207.550	211.349	209.100	205.596	205.596
Carpet and rugs.....	12	3101		210.752	214.610	212.326	208.767	208.767
Carpet and rugs.....	12	310101		210.752	214.610	212.326	208.767	208.767
Resilient floor coverings.....	12	32		262.289	262.289	262.289	262.289	262.289
Resilient floor coverings.....	12	3201		262.289	262.289	262.289	262.289	262.289

See footnotes at end of table.

Table 9. Producer price indexes for commodity and service groupings and individual items, not seasonally adjusted — Continued
 [December 2023, Index base 1982=100, unless otherwise indicated]

Title	Commodity code		Other index base	Unadjusted index ¹				
	Group code	Item code		Aug. 2023	Sept. 2023 ^P	Oct. 2023 ^P	Nov. 2023 ^P	Dec. 2023 ^P
Resilient floor coverings.....	12	320170	12/11	117.936	117.936	117.936	117.936	117.936
Household appliances.....	12	4		150.069	150.022	150.118	151.322	150.863
Major appliances.....	12	41		144.854	144.833	144.944	146.233	145.657
Household cooking appliances.....	12	4101		158.490	158.932	159.135	160.965	159.830
Electric household ranges, ovens (including microwave), surface cooking units, and equipment.....	12	410105	12/02	156.080	155.465	156.206	157.968	154.753
Gas household ranges, ovens, surface cooking units and equipment. . .	12	410139	12/02	148.130	148.542	148.148	151.744	151.760
Other household ranges and cooking equipment, including outdoor equipment.....	12	410169	12/02	198.068	200.004	200.269	200.269	200.269
Household refrigeration equipment.....	12	4103		120.908	120.759	120.544	121.976	121.823
Household refrigerators, including refrigerator-freezer combinations.....	12	410329	12/02	130.414	130.315	129.905	131.459	131.466
Other major household appliances including room air-conditioners.....	12	4104		176.192	175.252	175.553	177.220	177.162
Room air-conditioners.....	12	410445		233.361	233.361	233.361	233.361	233.361
Household vacuum cleaners, including parts and attachments.....	12	43		129.615	128.715	129.030	129.825	129.825
Household vacuum cleaners and other floor care machines (including parts and attachments).....	12	4301		121.595	120.750	121.046	121.792	121.792
Household vacuum cleaners and other floor care machines (including parts and attachments).....	12	430114	06/07	132.645	131.724	132.047	132.860	132.860
Electric housewares and fans.....	12	44		146.551	146.559	146.448	146.959	147.380
Parts and attachments for small electric household appliances, including fan parts.....	12	4403	12/82	197.435	197.435	197.435	197.435	197.435
Parts and attachments for small electric household appliances, including fan parts.....	12	440311	12/82	197.435	197.435	197.435	197.435	197.435
Small electric household appliances, including fans.....	12	4404	05/21	116.875	116.881	116.792	117.201	117.538
Small electric household appliances, including fans.....	12	440401	05/21	116.875	116.881	116.792	117.201	117.538
Portable residential lighting fixtures, including parts and accessories.....	12	45		296.656	296.660	296.662	296.633	296.663
Portable residential lighting fixtures, including parts and accessories.....	12	4501		296.656	296.660	296.662	296.633	296.663
Portable residential lighting fixtures, including parts and accessories.....	12	450135	06/98	199.946	199.948	199.950	199.930	199.950
Home electronic equipment.....	12	5		62.278	62.278	62.278	62.373	62.373
Speakers and commercial sound equipment.....	12	57	12/03	137.664	137.664	137.664	138.110	138.110
Speakers and commercial sound equipment.....	12	5707	12/03	137.664	137.664	137.664	138.110	138.110
Speakers and commercial sound equipment.....	12	570708	12/03	137.664	137.664	137.664	138.110	138.110
Other home electronic equipment.....	12	58	06/04	114.837	114.837	114.837	114.837	114.837
Other home electronic equipment, including television receivers and automotive A/V equipment.....	12	5803	01/17	119.037	119.037	119.037	119.037	119.037
All other consumer audio and video equipment, excluding TV receivers and automotive A/V equip.....	12	580301	06/04	105.704	105.704	105.704	105.704	105.704
Other household durable goods.....	12	6		241.126	244.263	244.314	244.594	244.441
Vitreous china, fine earthenware, and other pottery products.....	12	61		328.166	328.166	328.166	328.166	328.166
Vitreous china, porcelain, and earthenware table and kitchenware and other pottery products.....	12	6101		328.119	328.119	328.119	328.119	328.119
Vitreous china, porcelain, and earthenware (semivitreous) table and kitchenware.....	12	610104	06/08	136.610	136.610	136.610	136.610	136.610
All other pottery products (including china decorated for the trade). . . .	12	610105	06/08	164.126	164.126	164.126	164.126	164.126
Mirrors (decorated and undecorated).....	12	65		208.269	224.934	222.184	223.640	222.820
Mirrors (decorated and undecorated), made from purchased glass.....	12	6501		208.269	224.934	222.184	223.640	222.820
Mirrors (decorated and undecorated), made from purchased glass. . . .	12	650104	12/04	134.158	144.893	143.121	144.059	143.531
Lawn/garden equipment.....	12	66		179.676	179.716	180.616	180.630	180.630
Parts and attachments for consumer lawn, garden, and snow equipment.....	12	6605	12/82	231.241	231.241	234.029	232.607	232.607
Parts and attachments for consumer lawn, garden, and snow equipment.....	12	660503	06/03	156.240	156.240	158.124	157.163	157.163
Consumer lawn, garden, and snow equipment.....	12	6607	05/18	119.751	119.781	120.289	120.380	120.380
Consumer lawn, garden, and snow equipment.....	12	660701	05/18	119.751	119.781	120.289	120.380	120.380
Consumer riding lawn, garden, and snow equipment.....	12	6607011	06/03	133.430	133.494	134.589	134.589	134.589
Consumer nonriding lawn, garden, and snow equipment.....	12	6607012	06/03	129.442	129.442	129.442	129.645	129.645
Cutlery, flatware (except precious), razors and razor blades.....	12	67		275.732	275.732	275.398	275.398	275.398
Cutlery, flatware (except precious), razors and razor blades.....	12	6701		275.732	275.732	275.398	275.398	275.398
Cutlery, scissors, shears, trimmers, and snips.....	12	670141	12/83	286.949	286.949	286.171	286.171	286.171
Metal kitchen utensil, pots, and pans.....	12	68		308.923	308.923	309.719	309.719	309.719
Metal kitchen utensil, pots, and pans.....	12	6801		308.923	308.923	309.719	309.719	309.719
Stamped and spun kitchen utensils, aluminum.....	12	680101		291.971	291.971	291.971	291.971	—
Window shades, blinds, and accessories.....	12	69	06/84	295.875	295.875	295.882	295.882	295.880
Window shades, blinds, and accessories.....	12	6901	06/84	295.875	295.875	295.882	295.882	295.880
Window shades and window shade accessories and rollers.....	12	690101	06/84	360.539	360.539	360.551	360.551	360.551
Other shades and blinds, including curtain and drapery fixtures, poles, & rods.....	12	690103	06/84	223.841	223.841	223.841	223.841	223.841

See footnotes at end of table.

Table 9. Producer price indexes for commodity and service groupings and individual items, not seasonally adjusted — Continued
 [December 2023, Index base 1982=100, unless otherwise indicated]

Title	Commodity code		Other index base	Unadjusted index ¹				
	Group code	Item code		Aug. 2023	Sept. 2023 ^P	Oct. 2023 ^P	Nov. 2023 ^P	Dec. 2023 ^P
Nonmetallic mineral products.....	13	—		329.947	330.983	331.259	331.815	331.900
Glass.....	13	1		181.468	182.051	182.188	182.445	183.586
Flat glass.....	13	11		169.498	170.039	170.349	170.659	171.840
Specialty glass.....	13	1107		204.873	206.569	206.905	207.437	208.871
Specialty glass.....	13	110703	06/11	149.373	150.610	150.855	151.242	152.288
Other glass products, made by flat glass producers.....	13	1107034	06/11	161.713	161.713	161.713	161.713	161.713
Flat glass (float, sheet, and plate process).....	13	1108	12/22	92.630	91.216	91.448	—	—
Flat glass (float, sheet, and plate process).....	13	110811	12/22	92.630	91.216	91.448	—	—
Other finished glassware.....	13	13	06/83	198.779	199.432	198.803	198.780	199.541
Pressed and blown glassware.....	13	1301	06/83	201.940	202.604	201.964	201.941	202.715
Machine-made pressed & blown table, kitchen, art, & novelty glassware.....	13	130116	12/11	154.632	154.632	154.632	154.632	154.632
All other machine-made pressed and blown glassware.....	13	130117	12/11	125.024	125.952	125.058	125.025	126.107
Handmade pressed and blown glassware.....	13	130118	12/11	129.521	129.521	129.521	129.521	129.521
Concrete ingredients and related products.....	13	2		407.840	408.767	408.142	408.435	409.211
Construction sand, gravel, and crushed stone.....	13	21		462.007	462.378	462.224	462.777	463.977
Construction sand, gravel and crushed stone.....	13	2101		462.007	462.378	462.224	462.777	463.977
Construction sand and gravel (run of pit/bank, washed, screened, etc.)..	13	210120	12/11	172.782	172.873	172.692	172.952	173.010
Construction sand and gravel, Northeast.....	13	2101201	12/12	179.548	179.548	179.548	179.548	179.548
Construction sand and gravel, Midwest.....	13	2101202	12/12	187.767	187.804	187.156	187.950	187.950
Construction sand and gravel, West.....	13	2101204	12/12	178.033	178.243	178.185	178.356	178.475
Crushed and broken stone.....	13	210121		456.076	456.502	456.499	456.980	458.638
Crushed and broken limestone.....	13	2101212	12/11	178.212	178.605	178.604	178.889	179.874
Crushed and broken granite.....	13	2101213	12/11	164.892	164.408	164.408	164.408	164.408
Bituminous limestone, sandstone, & other crushed & broken stone...	13	2101219	12/11	156.044	156.044	156.044	156.044	156.044
Cement, hydraulic.....	13	22		335.313	337.367	335.801	335.620	335.648
Cement, hydraulic.....	13	2201		335.313	337.367	335.801	335.620	335.648
Cement, hydraulic.....	13	220161	06/89	328.174	330.185	328.652	328.475	328.502
Concrete products.....	13	3		369.412	372.536	373.242	374.256	373.924
Concrete block and brick.....	13	31		361.159	359.949	363.999	363.999	369.609
Structural concrete block.....	13	3111		379.479	375.174	383.606	383.606	387.528
Structural concrete block.....	13	311135	12/87	309.698	306.185	313.066	313.066	316.267
Structural concrete block, lightweight units (weighing less than 105 lb/cubic ft.) (dry weight).....	13	3111351	12/11	166.833	166.833	167.379	167.379	168.752
Structural concrete block, mediumweight units (weighing 105 - 124 lb/cubic ft.) (dry weight).....	13	3111352	12/11	172.368	172.866	175.171	175.171	178.346
Structural concrete block, normalweight units (weighing 125 lb or more/cubic ft.) (dry weight).....	13	3111353	12/11	159.845	155.262	162.411	162.411	163.839
Decorative concrete block.....	13	3121		317.495	317.495	321.520	321.520	322.428
Decorative concrete block (including screen, split, slump, shadowal block, etc.).....	13	312101		317.495	317.495	321.520	321.520	322.428
Concrete brick.....	13	3131		325.989	325.989	325.989	325.989	339.418
Concrete brick.....	13	313101		325.989	325.989	325.989	325.989	339.418
Concrete pavers.....	13	3141		302.985	302.985	304.685	304.685	309.923
Concrete pavers (including grid, interlocking, etc.).....	13	314101		302.985	302.985	304.685	304.685	309.923
Concrete pipe.....	13	32		344.461	354.265	356.025	356.348	356.348
Concrete pipe.....	13	3201		344.461	354.265	356.025	356.348	356.348
Concrete pipe.....	13	320108	12/86	300.795	309.356	310.893	311.175	311.175
Concrete storm sewer pipe.....	13	3201082	12/11	207.343	222.781	224.939	225.183	225.183
Concrete pipe, except concrete culvert and storm sewer pipe.....	13	3201083	12/11	156.757	156.757	156.757	156.757	156.757
Ready-mix concrete.....	13	33		367.558	371.468	371.818	372.461	371.125
Ready-mix concrete.....	13	3301		367.558	371.468	371.818	372.461	371.125
Ready-mix concrete.....	13	330101		367.558	371.468	371.818	372.461	371.125
Northeast region ready-mix concrete.....	13	330101A	12/12	169.269	169.824	169.824	168.778	168.778
Midwest region ready-mix concrete.....	13	330101B	12/12	170.219	172.094	170.573	169.493	169.493
South region ready-mix concrete.....	13	330101C	12/12	164.200	167.188	168.130	168.956	167.499
West region ready-mix concrete.....	13	330101D	12/12	174.992	175.178	175.601	176.800	176.821
Precast concrete products.....	13	34		384.601	386.986	387.106	387.252	387.268
Precast concrete products.....	13	3401		384.601	386.986	387.106	387.252	387.268
Precast concrete products.....	13	340106	12/86	339.299	341.403	341.509	341.638	341.651
Precast concrete slabs and tile, roof and floor units.....	13	3401061	12/11	167.865	167.865	167.865	167.828	167.828
Precast concrete architectural wall panels.....	13	3401062	12/11	183.631	187.806	187.806	187.183	187.183
Burial vaults and boxes, precast concrete.....	13	3401063	12/11	161.218	161.218	162.476	162.476	162.476
Precast concrete products (excl burial vaults and boxes, slabs and tile, and arch. wall panels).....	13	3401064	12/11	174.725	175.478	175.448	175.649	175.659
Prestressed concrete products.....	13	35		357.748	356.922	357.277	370.599	369.641

See footnotes at end of table.

Table 9. Producer price indexes for commodity and service groupings and individual items, not seasonally adjusted — Continued
 [December 2023, Index base 1982=100, unless otherwise indicated]

Title	Commodity code		Other index base	Unadjusted index ¹				
	Group code	Item code		Aug. 2023	Sept. 2023 ^P	Oct. 2023 ^P	Nov. 2023 ^P	Dec. 2023 ^P
Prestressed concrete products.....	13	3501		357.748	356.922	357.277	370.599	369.641
Prestressed concrete products.....	13	350107	12/86	365.081	364.238	364.600	378.195	377.217
Prestressed concrete bridge beams and solid and hollow cored slabs and panels.....	13	3501071	12/07	246.740	245.724	246.182	245.616	244.381
Prestressed concrete bridge beams.....	13	35010711	12/07	206.105	204.915	205.451	204.789	203.343
Prestressed concrete solid and hollow cored slabs and panels.....	13	35010712	12/07	285.314	285.314	285.314	285.314	285.314
Prestressed concrete products (excl bridge beams and solid and hollow cored slabs and panels).....	13	3501072	12/07	131.983	131.952	131.952	142.867	142.867
Clay construction products ex. refractories.....	13	4		228.328	229.096	228.709	233.356	233.356
Brick and structural clay tile.....	13	42	12/84	253.671	253.690	254.081	254.081	254.081
Building or common brick.....	13	4201	12/84	250.483	250.483	250.874	250.874	250.874
Building or common brick.....	13	420101	12/84	250.483	250.483	250.874	250.874	250.874
Glazed brick and other brick (paving, floor, and sewer).....	13	4202	12/84	297.638	299.482	299.482	299.482	299.482
Glazed brick and other brick (paving, floor, and sewer).....	13	420201	12/84	297.638	299.482	299.482	299.482	299.482
Clay floor and wall tile, glazed and unglazed.....	13	44		136.666	137.684	136.932	143.132	143.132
Clay floor and wall tile, glazed and unglazed (including quarry tile and ceramic mosaic tile).....	13	4401		136.666	137.684	136.932	143.132	143.132
Clay floor and wall tile, glazed and unglazed (including quarry tile and ceramic mosaic tile).....	13	440131		136.667	137.685	136.933	143.133	143.133
Structural clay products, n.e.c.....	13	45		353.091	353.091	353.091	353.637	353.637
Structural clay products, n.e.c.....	13	4501		353.091	353.091	353.091	353.637	353.637
All other structural clay products, excluding clay refractories.....	13	450199	12/85	303.361	303.361	303.361	303.933	303.933
Refractories.....	13	5		346.403	347.655	346.621	346.409	347.466
Clay refractories.....	13	52		389.605	389.605	389.605	389.605	389.605
Clay refractories.....	13	5201		389.605	389.605	389.605	389.605	389.605
Clay refractories.....	13	520181	12/04	218.832	218.832	218.832	218.832	218.832
Nonclay refractories.....	13	53		311.942	316.227	312.691	311.962	315.581
Nonclay refractories (excluding dead-burned magnesia).....	13	5301		311.942	316.227	312.691	311.962	315.581
Nonclay refractories (excluding dead-burned magnesia).....	13	530112	12/04	204.616	207.427	205.108	204.630	207.004
Asphalt felts and coatings.....	13	6		336.405	338.387	340.413	339.542	340.441
Prepared asphalt and tar roofing and siding products.....	13	61		342.736	345.254	347.707	346.554	347.647
Prepared asphalt and tar roofing and siding products.....	13	6101		342.736	345.254	347.707	346.554	347.647
Prepared asphalt and tar roofing and siding products.....	13	610131	12/03	311.692	313.982	316.213	315.164	316.158
Asphalt smooth-surfaced roll roofing and cap sheets, organic and fiberglass base.....	13	6101311	12/12	158.597	154.481	154.608	159.412	159.412
Asphalt mineral-surfaced roll roofing and cap sheets, organic and fiberglass base.....	13	6101312	12/11	175.174	175.078	175.262	175.454	175.443
Other prepared asphalt and tar products for roofing and siding.....	13	6101317	12/11	129.879	130.265	129.272	129.292	128.796
Roofing asphalts, pitches, coatings, and cement.....	13	62		265.317	264.891	264.940	265.317	265.317
Roofing asphalts, pitches, coatings, and cement.....	13	6201		265.317	264.891	264.940	265.317	265.317
Roofing asphalts, pitches, coatings, and cement.....	13	620121	06/84	251.313	250.910	250.956	251.313	251.313
Gypsum products.....	13	7		458.050	455.939	455.872	455.872	454.579
Gypsum products.....	13	71		458.050	455.939	455.872	455.872	454.579
Gypsum products.....	13	7101		458.050	455.939	455.872	455.872	454.579
Gypsum building materials.....	13	710102	12/93	350.944	349.007	348.945	348.945	347.759
Other gypsum products.....	13	710116	12/99	245.245	245.245	245.245	245.245	245.245
Glass containers.....	13	8		281.587	275.601	275.696	273.738	273.390
Glass containers.....	13	81		281.587	275.601	275.696	273.738	273.390
Glass containers (including value of packaging).....	13	8101		281.587	275.601	275.696	273.738	273.390
Glass containers (including value of packaging).....	13	810104	06/95	215.363	210.785	210.858	209.360	209.095
Other nonmetallic minerals.....	13	9		317.439	317.576	317.642	318.545	317.879
Insulation materials.....	13	92		267.778	267.037	266.348	266.138	266.343
Mineral wool for thermal and acoustical envelope insulation.....	13	9201		259.930	258.495	257.721	257.504	257.559
Mineral wool for thermal and acoustical envelope insulation.....	13	920105	06/07	198.061	196.968	196.378	196.213	196.255
Mineral wool for industrial, equipment, and appliance insulation.....	13	9202		235.481	235.765	235.299	235.131	235.499
Mineral wool for industrial, equipment, and appliance insulation.....	13	920201		235.481	235.765	235.299	235.131	235.499
Paving mixtures and blocks.....	13	94		388.491	389.553	390.478	391.744	389.240
Paving mixtures and blocks.....	13	9401		388.491	389.553	390.478	391.744	389.240
Paving mixtures and blocks.....	13	940113	12/03	274.083	274.832	275.485	276.378	274.612
Emulsified asphalt, including liquid additives.....	13	940113A	12/09	155.652	156.581	156.810	157.119	157.119
Other liquid asphalt and tar paving materials, including cut-backs.....	13	940113B	12/09	185.459	186.020	186.020	185.799	185.871
Asphalt and tar paving mixtures (excluding liquid).....	13	940113C	12/09	137.589	137.394	137.949	138.734	136.492
Cut stone and stone products.....	13	95	12/84	236.165	235.003	236.014	236.014	236.014
Cut stone and stone products.....	13	9501	12/84	236.165	235.003	236.014	236.014	236.014

See footnotes at end of table.

Table 9. Producer price indexes for commodity and service groupings and individual items, not seasonally adjusted — Continued
 [December 2023, Index base 1982=100, unless otherwise indicated]

Title	Commodity code		Other index base	Unadjusted index ¹				
	Group code	Item code		Aug. 2023	Sept. 2023 ^P	Oct. 2023 ^P	Nov. 2023 ^P	Dec. 2023 ^P
Dressed dimension granite (including gneiss, syenite, diorite, and cut granite).....	13	950111	12/84	231.946	229.937	231.684	231.684	231.684
Dressed dimension limestone (including dolomite, travertine, calcareous, tufa, & cut limestone).....	13	950121	12/84	208.310	208.310	208.310	208.310	208.310
Dressed dimension marble and other stone.....	13	950151	12/04	158.953	158.953	158.953	158.953	158.953
Gaskets, packing, and sealing devices.....	13	98	12/85	243.712	243.846	243.848	244.551	244.551
Gaskets and gasketing material.....	13	9801	12/85	265.998	266.066	266.066	267.347	267.347
Nonmetallic gaskets and gasketing.....	13	980111	12/90	237.337	237.447	237.447	239.496	239.496
Metallic gaskets and machined seals.....	13	980112	12/90	211.037	211.037	211.037	211.037	211.037
Packing and sealing.....	13	9802	12/85	229.166	229.391	229.395	229.395	229.395
Compression packing.....	13	980211	12/90	259.095	259.095	259.095	—	—
Molded packing and sealing devices.....	13	980212	12/90	198.125	198.125	198.132	198.133	198.133
Rotary oil seals.....	13	980214	12/90	186.365	187.275	187.275	187.275	187.275
Nonmetallic minerals and products, n.e.c.....	13	99	06/82	304.448	304.926	304.019	305.763	305.799
Clay and stone mining and quarrying.....	13	9902	06/84	316.423	317.290	315.658	318.795	318.846
Ground or treated minerals and earths.....	13	990209	06/85	305.234	306.265	306.054	306.054	306.054
Treated lightweight aggregate and crushed slag, minerals and earths.....	13	9902094	12/14	157.615	158.904	158.904	158.904	158.904
Other minerals and earths, treated.....	13	9902096	12/14	91.516	91.497	91.352	91.352	—
Dimension stone mining and quarrying.....	13	990211	06/85	336.271	336.271	336.271	336.271	336.271
Clay, excluding kaolin and ball clay.....	13	990214	06/90	232.753	232.989	233.843	235.777	236.050
Bentonite.....	13	990214C	12/07	158.606	158.606	160.919	161.722	161.722
All other nonmetallic minerals, including talc and gypsum.....	13	990299	06/85	378.506	379.821	365.373	389.640	389.640
All other nonmetallic mineral products.....	13	9903	12/85	237.552	237.543	237.543	237.543	237.558
Other nonmetallic mineral products.....	13	990319	12/11	115.650	115.642	115.642	115.642	115.642
Transportation equipment.....	14	—	—	203.721	203.848	204.638	204.853	204.829
Motor vehicles and equipment.....	14	1	—	169.175	169.260	170.187	170.343	170.166
Motor vehicles.....	14	11	—	170.588	170.608	172.364	172.582	171.751
Passenger cars and chassis.....	14	1101	—	139.861	139.861	142.526	142.482	138.294
Passenger cars and chassis.....	14	110131	06/82	139.575	139.575	142.234	142.191	138.012
Motorcycles, including three-wheel motorbikes, motorscooters, mopeds, and parts.....	14	1104	—	203.952	203.952	203.953	203.953	203.953
Motorcycles, including three-wheel motorbikes, motorscooters, mopeds, and parts.....	14	110401	—	219.667	219.667	219.667	219.667	219.667
Trucks, truck tractors, & bus chassis 14,000 lb or less, incl. minivans & suvs.....	14	1105	—	198.514	198.503	200.459	200.813	200.806
Trucks, truck tractors, & bus chassis 14,000 lb or less, incl. minivans & suvs.....	14	110571	12/82	191.001	190.990	192.872	193.212	193.206
Trucks, over 14,000 lbs GVW.....	14	1106	—	247.684	248.120	248.178	248.283	248.436
Trucks, over 14,000 lbs GVW.....	14	110684	12/05	149.520	149.783	149.818	149.881	149.974
Truck, truck tractors, and bus chassis (chassis of own manufacture) 14,001 to 33,000 lbs.....	14	1106841	06/11	120.781	120.781	120.783	121.024	121.221
Buses, including military and firefighting vehicles (chassis of own manufacture).....	14	1106843	06/11	145.836	146.540	146.631	146.640	146.650
Motor vehicle parts.....	14	12	—	141.257	141.406	141.550	141.658	141.850
Motor vehicle parts.....	14	1205	12/03	126.581	126.715	126.844	126.941	127.113
Gasoline engines and engine parts, excl. carburetors, pistons, and valves.....	14	120501	12/03	133.855	134.205	134.361	134.284	134.256
Motor vehicle steering and suspension parts.....	14	120502	12/03	111.663	111.663	112.939	112.939	112.939
Motor vehicle transmission and power train.....	14	120503	12/03	123.042	123.158	123.777	123.886	124.036
Motor vehicle drive train components, except wheels and brakes, new.....	14	1205031	12/11	113.787	113.770	114.371	114.477	114.589
Motor vehicle transmissions except auxiliary and parts, new.....	14	12050310	06/12	114.084	114.084	113.668	113.668	113.668
Parts for manual and automatic transmissions, new.....	14	12050313	12/11	126.125	126.085	126.031	125.824	125.752
Other motor vehicle drive train components, except wheels and brakes, new.....	14	12050315	12/11	102.929	102.885	102.622	103.237	103.771
Motor vehicle drive train components, rebuilt.....	14	1205033	12/11	131.909	134.814	134.812	134.812	135.580
Motor vehicle brake systems.....	14	120504	12/03	146.631	146.670	145.869	145.398	146.275
Motor vehicle brake parts and assemblies, new.....	14	1205041	12/11	133.529	133.568	132.768	132.297	133.173
Motor vehicle drum brake assemblies and parts, new.....	14	1205041A	12/11	166.643	166.613	164.422	164.422	164.422
Other motor vehicle brake parts and assemblies, new.....	14	1205041B	12/11	119.596	119.694	119.352	118.372	120.196
Motor vehicle disc brake assemblies and parts, new.....	14	1205041C	12/11	136.459	136.459	136.035	136.035	136.035
Filters for internal combustion engines and motor vehicles.....	14	120505	12/03	162.596	162.596	162.596	163.166	—
Other motor vehicle parts.....	14	120508	12/03	117.691	117.710	117.832	117.693	117.881
Vehicle seating and interior trim.....	14	120511	06/04	113.974	114.320	114.164	114.281	114.378
Automobile trimmings.....	14	1205111	06/09	91.848	91.848	91.848	92.218	92.218
Seats for public conveyance and aircraft.....	14	1205113	06/09	119.162	119.197	119.357	119.236	119.588
Carburetors, pistons, piston rings, and valves.....	14	120513	—	211.814	212.221	211.178	216.558	216.558
Motor vehicle electrical and electronic equipment.....	14	120514	—	142.063	142.065	142.178	142.144	142.255
Vehicular lighting equipment.....	14	1205141	—	152.948	152.948	153.246	153.097	153.064

See footnotes at end of table.

Table 9. Producer price indexes for commodity and service groupings and individual items, not seasonally adjusted — Continued
 [December 2023, Index base 1982=100, unless otherwise indicated]

Title	Commodity code		Other index base	Unadjusted index ¹				
	Group code	Item code		Aug. 2023	Sept. 2023 ^P	Oct. 2023 ^P	Nov. 2023 ^P	Dec. 2023 ^P
Other motor vehicle electrical and electronic equipment.....	14	1205142		144.483	144.485	144.556	144.550	144.701
Battery charging alternators, generators, and regulators.....	14	12051422	06/00	107.907	107.923	108.540	108.488	109.790
Parts for electrical and electronic engine equipment.....	14	12051424	06/00	98.440	98.440	98.440	98.440	98.440
All other miscellaneous non-engine electrical and electronic equipment.....	14	12051425	12/03	119.958	119.958	119.958	119.958	119.958
All other miscellaneous complete engine electrical equipment, including spark plugs.....	14	12051426	06/00	113.240	113.240	113.240	113.240	113.240
Truck and bus bodies.....	14	13	12/82	338.507	338.752	340.107	340.000	347.296
Truck and bus bodies sold separately.....	14	1301	12/82	344.839	344.863	346.729	346.223	356.207
Other truck and vehicle bodies, sold separately.....	14	13015	12/08	152.010	152.010	152.010	152.010	156.941
Dump truck bodies, sold separately.....	14	130151	12/08	171.852	171.852	171.852	171.852	—
All other truck and vehicle bodies, sold separately.....	14	130152	12/08	150.903	150.903	150.903	150.903	158.260
Service truck bodies, sold separately.....	14	130153	09/15	143.080	143.080	143.080	143.080	143.080
Complete vehicles on purchased chassis.....	14	1302	12/82	327.738	328.553	328.622	329.538	330.055
Buses and firefighting vehicles, complete, produced on purchased chassis.....	14	13027	12/08	128.677	128.835	128.835	128.926	129.019
Buses and firefighting vehicles, complete, produced on purchased chassis.....	14	130275	12/08	128.677	128.835	128.835	128.926	129.019
Other trucks and vehicles, complete, produced on purchased chassis, except upfitting trucks.....	14	130294	09/15	145.023	146.103	146.214	147.557	148.253
Truck trailers.....	14	14		328.607	328.050	327.153	327.169	327.009
Truck trailers.....	14	1406	12/86	318.559	318.020	317.150	317.166	317.010
Truck trailers and chassis, axle rating 10,000 lb or more.....	14	140602	12/86	309.436	308.862	307.937	307.954	307.806
Truck trailers and chassis, axle rating less than 10,000 lb.....	14	140603	12/11	212.537	212.537	212.537	212.537	212.411
Motor homes, built on purchased chassis.....	14	15	06/84	217.565	217.565	217.878	217.878	217.878
Motor homes, built on purchased chassis.....	14	1501	06/84	217.565	217.565	217.878	217.878	217.878
Motor homes, built on purchased chassis.....	14	150101	06/84	217.565	217.565	217.878	217.878	217.878
Travel trailers and campers.....	14	16	06/84	299.311	299.666	299.142	299.142	299.142
Travel trailers.....	14	1601	06/84	286.761	286.035	285.419	285.419	285.419
Travel trailers.....	14	160101	06/84	286.761	286.035	285.419	285.419	285.419
Conventional travel trailers.....	14	1601016	12/11	170.945	170.348	169.971	169.971	169.971
Fifth wheel travel trailers.....	14	1601017	12/11	174.471	—	—	—	—
Camping trailers, campers, pick-up covers, and parts.....	14	1602	06/84	336.518	342.412	342.412	342.412	342.412
Camping trailers, campers, pick-up covers, and parts.....	14	160201	06/84	336.518	342.412	342.412	342.412	342.412
Other parts and components, excluding appliances and furnishings.....	14	1602013	12/11	—	200.368	200.368	200.368	200.368
Truck campers, caps, box covers, and fold-down camping trailers.....	14	1602014	06/14	145.630	146.909	146.909	146.909	146.909
Aircraft and aircraft equipment.....	14	2		308.083	308.133	308.260	308.771	309.452
Aircraft.....	14	21		343.126	343.325	343.488	343.563	344.253
Civilian aircraft.....	14	2102	12/85	334.170	334.441	334.662	334.557	335.492
Civilian aircraft.....	14	210206	12/03	180.940	181.087	181.207	181.150	181.656
Military aircraft.....	14	2104	06/13	104.662	104.662	104.662	104.827	104.827
Military aircraft.....	14	210401	06/13	104.662	104.662	104.662	104.827	104.827
Aircraft engine and engine parts.....	14	23	12/85	251.924	251.727	251.842	253.811	255.156
Aircraft engine and engine parts.....	14	2301	12/85	251.924	251.727	251.842	253.811	255.156
Aircraft engine and engine parts.....	14	230101	12/85	251.924	251.727	251.842	253.811	255.156
Aeronautical services on aircraft engines.....	14	2301015	12/11	145.842	145.842	145.842	154.166	159.140
Aircraft engine parts and accessories.....	14	2301017	12/11	119.792	119.563	119.696	119.696	119.892
Parts and accessories for military aircraft engines.....	14	23010175	12/11	125.814	125.814	125.814	125.814	126.438
Parts and accessories for civilian aircraft engines.....	14	23010177	12/11	118.966	118.627	118.824	118.824	118.824
Other aircraft parts and equipment.....	14	25	06/85	209.376	209.301	209.336	209.508	209.512
Other aircraft parts and equipment.....	14	2501	06/85	209.376	209.301	209.336	209.508	209.512
Aircraft propellers and helicopter rotors.....	14	250102	06/08	161.479	161.479	161.479	162.223	162.223
Aircraft parts and auxiliary equipment.....	14	250103	06/08	125.474	125.425	125.448	125.518	125.520
Aircraft landing gear for civilian and military aircraft.....	14	2501032	06/08	186.970	186.970	186.754	186.754	186.754
Other aircraft subassemblies and parts for military aircraft.....	14	2501033	06/08	126.052	125.663	125.894	126.452	126.472
Other aircraft subassemblies and parts for civilian aircraft.....	14	2501034	06/08	116.273	116.273	116.273	116.273	116.273
Ships and boats.....	14	3		307.252	308.514	309.603	309.804	309.933
Ships.....	14	31	12/85	251.506	251.617	252.798	252.900	252.858
Military self-propelled ships, new construction.....	14	3102	06/96	149.387	149.387	149.929	150.014	149.510
Military self-propelled ships, new construction.....	14	310201	06/96	149.387	149.387	149.929	150.014	149.510
Nonmilitary self-propelled ships, new construction.....	14	3103	06/96	267.448	268.443	273.219	273.219	278.281
Nonmilitary self-propelled ships, new construction.....	14	310301	12/85	408.209	409.726	417.016	417.016	424.743
Boats.....	14	32		353.229	356.369	357.090	357.437	357.855
Outboard motorboats, including commercial and military (except sailboats and lifeboats).....	14	3201		402.885	407.220	407.872	408.147	408.494
Outboard motorboats, wood or metal, incl. comm. and military (exc. sailboats and lifeboats).....	14	320107	06/11	175.014	176.002	176.334	176.674	177.103

See footnotes at end of table.

Table 9. Producer price indexes for commodity and service groupings and individual items, not seasonally adjusted — Continued

[December 2023, Index base 1982=100, unless otherwise indicated]

Title	Commodity code		Other index base	Unadjusted index ¹				
	Group code	Item code		Aug. 2023	Sept. 2023 ^P	Oct. 2023 ^P	Nov. 2023 ^P	Dec. 2023 ^P
Outboard motorboats, plastics/fiberglass, incl. comm. and mil. (exc. sailboats and lifeboats).....	14	320108	06/11	169.548	171.841	172.090	172.090	172.090
Inboard motorboats, including commercial and military (except sailboats and lifeboats).....	14	3202		362.805	364.663	365.349	365.778	368.725
Inboard cabin cruisers, including commercial and military (except sailboats and lifeboats).....	14	320206	12/03	184.771	186.542	187.032	187.337	189.439
Other inboard motorboats, including commercial and military (except sailboats and lifeboats).....	14	320207	06/11	157.813	156.862	156.862	156.862	156.862
Inboard-outdrive boats, including commercial and military (except sailboats and lifeboats).....	14	3203		292.227	292.227	294.263	294.263	294.263
All other inboard-outdrive boats, incl. comm. and military (except sailboats and lifeboats).....	14	320310	12/03	167.085	167.085	168.329	168.329	168.329
All other boats (excluding military and commercial).....	14	3204		288.636	288.636	288.636	290.720	290.720
All other boats (excluding military and commercial).....	14	320406	12/03	163.493	163.493	163.493	164.673	164.673
Railroad equipment.....	14	4		215.418	215.507	215.463	215.463	215.473
Railroad cars and locomotives.....	14	44	05/22	100.871	100.871	100.871	100.871	100.871
Railroad cars and locomotives.....	14	4401	05/22	100.871	100.871	100.871	100.871	100.871
Railroad cars.....	14	440102	12/01	171.061	171.061	171.061	—	—
Railway maintenance of way equipment and parts.....	14	45	05/22	107.204	107.354	107.280	107.280	107.297
Railway maintenance of way equipment and parts.....	14	4501		215.072	215.372	215.225	215.225	215.259
Air brake and other brake equipment.....	14	450101	12/03	105.782	106.272	106.292	106.292	106.292
Railway maintenance of way & all other railroad and streetcar equipment, parts and accessories.....	14	450102	12/03	163.371	163.371	163.198	—	—
Transportation equipment, n.e.c.....	14	9	06/85	204.387	205.644	205.432	205.126	204.780
Transportation equipment, n.e.c.....	14	91	06/85	204.387	205.644	205.432	205.126	204.780
Other transportation equipment, incl. golf carts, vehicle trailers, and all-terrain vehicles.....	14	9111	06/85	204.387	205.644	205.432	205.126	204.780
Automobile and light truck trailers.....	14	911104	12/92	265.735	270.806	269.953	268.773	266.732
All other miscellaneous transportation equipment, including all-terrain vehicles.....	14	911105	06/85	161.243	161.206	161.210	161.214	161.392
All-terrain vehicles and parts.....	14	9111051	06/08	117.013	117.022	117.024	117.033	117.421
All other miscellaneous transportation equipment and parts.....	14	9111052	06/08	121.749	121.702	121.706	121.706	121.706
Miscellaneous products.....	15	—		341.721	342.465	343.611	344.890	346.424
Toys, sporting goods, small arms, etc.....	15	1		210.987	212.422	212.389	215.146	215.146
Toys, games, and children's vehicles.....	15	11		180.658	180.658	180.658	180.658	180.658
Toys, games, and children's vehicles.....	15	1101		180.658	180.658	180.658	180.658	180.658
Nonelectronic games and puzzles (excl. toys), and electronic toys (incl. parts).....	15	110152	06/85	148.512	148.512	148.512	148.512	148.512
Nonelectronic games and puzzles, including parts.....	15	1101521	12/07	118.500	118.500	118.500	118.500	118.500
Other nonelectronic toys, including parts.....	15	110154	06/85	204.998	204.998	204.998	204.998	204.998
Models, science & craft kits/supply, & collectors' miniatures.....	15	110155	06/85	277.101	277.101	277.101	277.101	277.101
Sporting and athletic goods.....	15	12		207.743	210.117	210.061	214.623	214.623
Sporting and athletic goods.....	15	1201		207.743	210.117	210.061	214.623	214.623
Golf equipment, excluding apparel and shoes.....	15	120127	12/85	181.340	188.187	188.304	201.996	—
Bicycles, adult tricycles, unicycles and parts.....	15	120182	12/84	156.723	156.723	156.791	158.099	158.099
Playground equipment.....	15	120185	12/98	379.295	382.042	382.042	382.042	382.042
Gymnasium and exercise equipment.....	15	120192	12/98	152.125	152.125	151.731	151.731	151.731
Other sporting and athletic goods.....	15	120193	12/85	175.834	175.834	175.834	175.834	175.834
Small arms and ammunition.....	15	13		312.942	312.942	312.942	312.942	312.942
Small arms.....	15	1301		256.574	256.574	256.574	256.574	256.574
Single barrel shotguns, other small firearms n.e.c., and parts & attachments for small arms.....	15	130128	06/13	106.563	106.563	106.563	106.563	106.563
Small arms ammunition.....	15	1302		417.780	417.780	417.780	417.780	417.780
Small arms cartridges and shells.....	15	130281	06/02	289.085	289.085	289.085	289.085	289.085
Other ammunition products.....	15	130282	12/22	101.331	101.331	101.331	101.331	101.331
Tobacco products, incl. stemmed & redried.....	15	2		1,272.154	1,275.281	1,288.294	1,304.815	1,304.826
Cigarettes, excluding electronic.....	15	21		1,610.201	1,615.994	1,634.873	1,657.554	1,657.554
Cigarettes, excluding electronic.....	15	2101		1,610.201	1,615.994	1,634.873	1,657.554	1,657.554
Cigarettes, excluding electronic.....	15	210105	12/04	309.457	310.570	314.199	318.558	318.558
Stemmed and redried tobacco.....	15	24	06/84	108.384	108.384	108.418	108.450	108.493
Stemmed and redried tobacco.....	15	2402	06/84	106.957	106.957	106.991	107.022	107.065
Stemmed and redried tobacco.....	15	240208	06/99	117.281	117.281	117.318	117.352	117.399
Tobacco, unstemmed leaf, redried before packing.....	15	2402081	12/11	109.709	109.709	109.772	109.830	109.908
Tobacco, stemmed.....	15	2402084	12/11	101.885	101.885	101.885	101.885	101.885
Other tobacco products.....	15	25	12/05	219.010	217.989	218.439	220.173	220.173
Other tobacco products.....	15	2501	12/05	219.010	217.989	218.439	220.173	220.173
Other tobacco products.....	15	250101	12/05	219.010	217.989	218.439	220.173	220.173

See footnotes at end of table.

Table 9. Producer price indexes for commodity and service groupings and individual items, not seasonally adjusted — Continued
 [December 2023, Index base 1982=100, unless otherwise indicated]

Title	Commodity code		Other index base	Unadjusted index ¹				
	Group code	Item code		Aug. 2023	Sept. 2023 ^P	Oct. 2023 ^P	Nov. 2023 ^P	Dec. 2023 ^P
Cigars.....	15	2501011	12/11	133.320	133.320	133.320	133.320	133.320
Chewing and smoking tobacco.....	15	2501014	12/11	191.797	190.642	191.152	192.874	192.874
Notions.....	15	3		260.310	265.043	265.043	265.043	270.257
Fasteners, zippers, buttons, needles, pins, and buckles.....	15	32		266.432	271.277	271.277	271.277	276.613
Fasteners, zippers, buttons, needles, pins, and buckles.....	15	3201		266.432	271.277	271.277	271.277	276.613
Fasteners, zippers, buttons, needles, pins, and buckles (except precious metal).....	15	320100		266.432	271.277	271.277	271.277	276.613
Photographic equipment and supplies.....	15	4		165.972	169.671	170.922	159.714	172.590
Photographic supplies.....	15	42		194.851	200.620	202.395	185.361	204.929
Photographic supplies.....	15	4206	12/83	191.378	197.045	198.788	182.057	201.276
Photographic supplies.....	15	420601	12/83	191.378	197.045	198.788	182.057	201.276
Prepared photographic chemicals.....	15	4206011	12/07	106.463	104.615	104.426	104.426	103.045
Photographic sensitized film, plates, paper, & cloth.....	15	4206012	12/07	177.749	186.403	188.808	166.956	192.994
Photographic sensitized film, plates, paper, & cloth, silver-halide-type (excl X-ray).....	15	42060121	12/07	175.226	185.469	188.280	162.775	192.899
Photographic sensitized film, plates, paper & cloth, other than silver-halide-type (incl X-ray).....	15	42060122	12/07	159.452	158.840	158.840	158.642	160.185
Mobile homes.....	15	5		480.201	474.844	474.844	475.351	475.351
Manufactured homes (mobile homes), all sizes (incl. multisection).....	15	53		492.559	487.064	487.064	487.583	487.583
Manufactured mobile homes and nonresidential mobile buildings.....	15	5303	12/86	461.401	456.253	456.253	456.740	456.740
Manufactured homes (mobile homes), all width sizes (incl. multisection).....	15	530301	12/86	461.401	456.253	456.253	456.740	456.740
Medical, surgical & personal aid devices.....	15	6		200.096	200.168	200.320	200.857	201.132
Surgical and medical instruments.....	15	62	06/82	151.154	151.028	151.359	151.397	151.425
Surgical and medical instruments.....	15	6201	06/82	151.154	151.028	151.359	151.397	151.425
Surgical and medical instruments.....	15	620103	06/05	111.953	111.859	112.105	112.133	112.154
Surgical and medical catheters.....	15	6201031	12/11	91.992	91.992	92.090	92.195	92.195
Orthopedic and surgical instruments.....	15	6201033	06/12	116.226	116.270	116.270	116.320	116.405
Other surgical and medical apparatus and instruments, excluding parts.....	15	6201037	06/12	104.189	103.898	103.898	103.898	103.898
Parts for surgical and medical apparatus and instruments.....	15	6201038	06/12	113.980	113.980	113.994	113.994	113.899
Medical and surgical appliances and supplies.....	15	63	06/83	230.964	231.459	230.733	232.356	233.079
Medical and surgical appliances and supplies.....	15	6301	06/83	230.964	231.459	230.733	232.356	233.079
Medical and surgical appliances and supplies.....	15	630104	12/03	127.692	127.966	127.564	128.461	128.861
Artificial joints and limbs.....	15	6301041	12/11	106.384	106.499	106.067	105.695	108.472
Other orthopedic and prosthetic appliances.....	15	6301042	12/11	99.161	99.469	99.456	99.456	99.456
All other surgical and medical items.....	15	6301044	12/11	123.716	123.989	123.570	124.794	124.717
Ophthalmic goods.....	15	64	12/83	175.905	175.905	175.905	175.905	175.905
Ophthalmic goods.....	15	6401	12/83	175.905	175.905	175.905	175.905	175.905
Dental equipment and supplies.....	15	65	06/85	413.745	413.719	419.256	419.246	420.186
Dental equipment and supplies.....	15	6501	06/85	413.745	413.719	419.256	419.246	420.186
Dental equipment and supplies.....	15	650107	12/05	211.567	211.553	214.385	214.379	214.860
Professional dental equipment and supplies.....	15	6501071	12/07	154.549	154.537	155.430	155.425	155.847
Professional dental equipment.....	15	65010713	12/07	160.888	160.880	162.245	162.195	162.266
Professional dental supplies.....	15	65010714	01/23	103.505	103.489	103.369	103.442	104.330
Other industrial safety equipment.....	15	7		333.634	334.971	334.415	334.823	334.926
Personal safety equipment and clothing.....	15	71		333.634	334.971	334.415	334.823	334.926
Personal safety equipment and clothing.....	15	7108	06/04	156.271	156.898	156.637	156.828	156.877
Personal safety equipment and clothing.....	15	710802	06/04	156.271	156.898	156.637	156.828	156.877
Other miscellaneous products.....	15	9		252.505	252.546	252.600	252.573	254.301
Burial caskets.....	15	91		514.244	504.956	504.956	504.956	504.956
Burial caskets.....	15	9101		514.244	504.956	504.956	504.956	504.956
Burial caskets.....	15	910109	12/04	235.663	231.407	231.407	231.407	231.407
Metal burial caskets & coffins, completely lined & trimmed, adult sizes.....	15	9101091	12/11	162.682	160.873	160.873	160.873	160.873
Musical instruments.....	15	93		291.198	291.198	292.196	292.196	292.196
Musical instruments.....	15	9301		291.198	291.198	292.196	292.196	292.196
Nonelectronic pianos, organs, and nonelectronic piano and organ parts, excluding benches.....	15	930113	12/09	168.150	168.150	168.150	168.150	168.150
Other musical instruments and parts.....	15	930117	06/85	271.415	271.415	272.477	272.477	272.477
Other nonelectronic musical instruments.....	15	9301172	12/09	141.679	141.679	141.679	141.679	141.679
Other musical instrument parts & accessories, sold separately, excl. benches & instrument cases.....	15	9301173	12/09	144.071	144.071	144.071	144.071	144.071
Jewelry and jewelry products.....	15	94		263.252	264.047	261.403	265.371	269.543
Jewelry (gold and platinum) and silverware.....	15	9402		284.991	286.510	279.994	286.831	295.156

See footnotes at end of table.

Table 9. Producer price indexes for commodity and service groupings and individual items, not seasonally adjusted — Continued
 [December 2023, Index base 1982=100, unless otherwise indicated]

Title	Commodity code		Other index base	Unadjusted index ¹				
	Group code	Item code		Aug. 2023	Sept. 2023 ^P	Oct. 2023 ^P	Nov. 2023 ^P	Dec. 2023 ^P
Jewelry, gold and platinum.....	15	940222	12/11	120.674	121.317	118.558	121.453	124.978
Costume jewelry and novelties.....	15	9404		240.260	240.260	240.260	240.260	240.260
Costume jewelry and novelties.....	15	940415	12/03	165.230	165.230	165.230	165.230	165.230
All other jewelry and personal goods (excluding costume).....	15	9407	06/07	156.674	156.659	156.512	158.156	157.940
All other jewelry and personal goods (excluding costume).....	15	940714	06/07	156.674	156.659	156.512	158.156	157.940
Jewelers' material and lapidary work.....	15	9408	12/08	173.765	174.034	178.668	179.027	179.476
Pens, pencils, and marking devices.....	15	95		225.049	224.828	225.728	225.728	225.728
Pens, markers, mechanical pencils, and associated parts.....	15	9502	12/85	214.810	214.810	214.810	214.810	—
Pens, markers, mechanical pencils, and associated parts.....	15	950210	12/85	214.810	214.810	214.810	214.810	—
Lead pencils, art goods, office supplies and small office equipment, excluding paper.....	15	9503	12/85	214.531	214.531	214.531	214.531	214.531
Lead pencils, art goods, office supplies and small office equipment, excluding paper.....	15	950307	12/85	214.531	214.531	214.531	214.531	214.531
Marking devices.....	15	9504	12/85	192.837	191.852	195.869	195.869	195.869
Marking devices.....	15	950406	12/05	135.206	134.516	137.332	137.332	137.332
Brooms and brushes.....	15	97		227.030	227.030	227.281	229.381	229.381
Brooms, brushes and mops.....	15	9705	12/85	217.342	217.342	217.583	219.593	219.593
Brooms, mops, and dusters.....	15	970501	12/85	249.365	249.365	249.365	257.415	257.415
Brooms.....	15	9705011	12/11	137.786	137.786	137.786	147.368	147.368
Mops and dusters, including refills.....	15	9705012	12/11	129.362	129.362	129.362	129.362	129.362
Paint and varnish brushes and rollers.....	15	970502	12/85	186.594	186.594	186.594	186.594	186.594
Paint and varnish brushes.....	15	9705021	12/11	123.863	123.863	123.863	123.863	123.863
Paint holders, pads, roller frames, and rollers.....	15	9705022	12/11	112.399	112.399	112.399	112.399	112.399
Other brushes, excl. paint and varnish brushes.....	15	970503	12/85	225.968	225.968	226.407	226.407	226.407
Personal brushes.....	15	9705031	12/11	104.525	104.525	104.525	104.525	104.525
Brushes, other than personal.....	15	9705032	12/11	142.232	142.232	142.682	142.682	142.682
Miscellaneous products, n.e.c.....	15	9A	12/85	255.966	255.920	256.599	255.258	256.981
Candles.....	15	9A01	12/85	202.754	202.754	202.754	202.754	202.754
Candles.....	15	9A0101	12/85	202.754	202.754	202.754	202.754	202.754
Signs and advertising displays.....	15	9A04	12/85	234.726	234.726	237.059	237.059	237.616
Non-electric signs and displays.....	15	9A0402	12/85	279.454	279.454	284.345	284.345	285.513
All other miscellaneous fabricated products and recyclable materials.....	15	9A09	12/85	305.765	305.611	302.945	298.427	303.048
Other miscellaneous fabricated products.....	15	9A0901	12/85	302.896	302.723	303.110	303.110	303.647
Reproduction of audio and video media and software.....	15	9D	12/03	127.954	128.219	127.583	127.848	127.583
Reproduction of audio and video media and software.....	15	9D01	12/03	127.954	128.219	127.583	127.848	127.583
Services²								
Transportation services.....	30	—	06/09	158.818	158.419	160.485	159.593	158.861
Transportation of freight and mail.....	30	1	06/09	163.090	164.589	164.912	164.667	163.178
Rail transportation of freight and mail.....	30	11	12/08	149.276	150.312	152.152	152.728	152.652
Rail transportation of freight and mail.....	30	1101	12/08	149.276	150.312	152.152	152.728	152.652
Rail transportation of freight and mail.....	30	110101	12/08	149.276	150.312	152.152	152.728	152.652
Truck transportation of freight.....	30	12	06/09	150.033	152.342	152.633	152.412	149.954
Local motor carrying.....	30	1201	06/09	132.736	132.734	132.902	132.531	133.026
Local motor carrying.....	30	120101	06/09	132.736	132.734	132.902	132.531	133.026
Long-distance motor carrying.....	30	1202	06/09	156.508	159.728	160.067	159.906	156.281
Long-distance motor carrying.....	30	120201	06/09	156.508	159.728	160.067	159.906	156.281
Water transportation of freight.....	30	13	06/09	172.950	171.532	167.669	168.391	168.074
Deep sea water transportation of freight.....	30	1301	12/08	174.404	166.635	157.541	159.984	159.984
Deep sea water transportation of freight.....	30	130101	12/08	174.404	166.635	157.541	159.984	159.984
Coastal and intercoastal water transportation of freight.....	30	1302	12/08	136.819	140.160	139.305	138.444	139.169
Coastal and intercoastal water transportation of freight.....	30	130201	12/08	136.819	140.160	139.305	138.444	139.169
Great Lakes-St Lawrence Seaway water transportation of freight.....	30	1303	12/08	145.450	148.407	148.782	147.838	146.655
Great lakes-St Lawrence Seaway water transportation of freight.....	30	130301	12/08	145.450	148.407	148.782	147.838	146.655
Inland waterways transportation of freight.....	30	1304	12/08	119.314	120.934	121.816	121.910	120.481
Inland waterways transportation of freight.....	30	130401	12/08	119.314	120.934	121.816	121.910	120.481
Air transportation of freight.....	30	14	12/08	119.451	121.146	122.944	122.754	122.218
Air transportation of freight.....	30	1401	12/08	119.451	121.146	122.944	122.754	122.218
Air transportation of freight, domestic.....	30	140102	01/16	116.338	115.750	117.015	116.257	114.912
Air transportation of freight, international.....	30	140103	01/16	91.295	95.849	97.931	98.621	99.409
Courier, messenger, and U.S. postal services.....	30	16	06/09	186.263	186.715	186.927	186.210	185.891
U.S. Postal Service.....	30	1601	06/89	292.062	292.062	292.062	292.062	292.062
Mailing services (market dominant services).....	30	160107	12/12	147.488	147.488	147.488	147.488	147.488
First class mail.....	30	1601071	06/89	261.509	261.509	261.509	261.509	261.509
Periodicals mail.....	30	1601072	06/89	357.340	357.340	357.340	357.340	357.340
Standard class mail.....	30	1601073	06/89	338.572	338.572	338.572	338.572	338.572

See footnotes at end of table.

Table 9. Producer price indexes for commodity and service groupings and individual items, not seasonally adjusted — Continued
 [December 2023, Index base 1982=100, unless otherwise indicated]

Title	Commodity code		Other index base	Unadjusted index ¹				
	Group code	Item code		Aug. 2023	Sept. 2023 ^P	Oct. 2023 ^P	Nov. 2023 ^P	Dec. 2023 ^P
Package services mail.....	30	1601074	06/89	330.910	330.910	330.910	330.910	330.910
Special services and fees.....	30	1601075	06/89	353.467	353.467	353.467	353.467	353.467
Shipping services (competitive services).....	30	160108	12/12	170.603	170.603	170.603	170.603	170.603
Courier and messenger services, except air.....	30	1602	04/09	204.874	205.204	205.314	204.655	204.567
Courier and messenger services, except air.....	30	160201	04/09	204.874	205.204	205.314	204.655	204.567
Air mail and package delivery services, excluding by USPS.....	30	1603	04/09	236.859	238.565	239.456	237.009	235.521
Air mail and package delivery services, excluding by USPS.....	30	160301	04/09	236.859	238.565	239.456	237.009	235.521
Pipeline transportation.....	30	17	05/22	108.301	108.126	107.916	107.775	107.779
Pipeline transportation of petroleum products.....	30	1701	12/08	197.360	197.473	197.473	197.643	197.677
Pipeline transportation of crude petroleum.....	30	170101	12/08	209.891	209.891	209.891	209.891	209.960
Pipeline transportation of refined petroleum products.....	30	170102	12/08	183.315	183.532	183.532	183.860	183.860
Pipeline transportation of natural gas.....	30	1702	05/22	102.873	102.528	102.169	101.858	101.850
Pipeline transportation of natural gas.....	30	170201	05/22	102.873	102.528	102.169	101.858	101.850
Transportation of passengers (partial).....	30	2	06/09	144.097	136.542	145.194	141.855	143.971
Rail transportation of passengers.....	30	21	12/08	133.552	133.552	133.552	133.552	133.552
Rail transportation of passengers.....	30	2101	12/08	133.552	133.552	133.552	133.552	133.552
Rail transportation of passengers.....	30	210101	12/08	133.552	133.552	133.552	133.552	133.552
Airline passenger services.....	30	22	12/08	132.886	125.840	133.909	130.796	132.768
Airline passenger services.....	30	2201	12/08	132.886	125.840	133.909	130.796	132.768
Airline passenger services, domestic.....	30	220101	12/08	133.134	131.777	141.454	140.052	138.960
Airline passenger services, international.....	30	220102	12/08	128.604	108.386	112.452	105.401	114.523
Services related to transportation activities.....	31	—	06/09	125.564	125.947	127.446	127.009	127.988
Services related to water transportation.....	31	1	06/09	138.365	138.463	139.754	140.129	140.997
Towing, tugging, docking, and related services.....	31	11	03/09	144.727	145.584	146.960	146.618	146.772
Towing, tugging, docking and related services.....	31	1101	03/09	144.727	145.584	146.960	146.618	146.772
Towing, tugging, docking and related services.....	31	110101	03/09	144.727	145.584	146.960	146.618	146.772
Operation of port waterfront terminals.....	31	12	12/08	165.160	163.976	165.274	165.195	165.195
Operation of port waterfront terminals.....	31	1201	12/08	165.160	163.976	165.274	165.195	165.195
Operation of port waterfront terminals.....	31	120101	12/08	165.160	163.976	165.274	165.195	165.195
Marine cargo handling.....	31	13	12/08	127.961	127.945	129.204	130.266	131.975
Marine cargo handling.....	31	1301	12/08	127.961	127.945	129.204	130.266	131.975
Marine cargo handling.....	31	130101	12/08	127.961	127.945	129.204	130.266	131.975
Services related to air transportation.....	31	2	04/09	145.403	141.883	144.120	142.794	142.237
Other airport operations, excluding aircraft maintenance and repair.....	31	21	04/09	145.403	141.883	144.120	142.794	142.237
Other airport operations, excluding aircraft maintenance and repair.....	31	2101	04/09	145.403	141.883	144.120	142.794	142.237
Other airport operations, excluding aircraft maintenance and repair.....	31	210101	04/09	145.403	141.883	144.120	142.794	142.237
Other services related to transportation activities (partial).....	31	3	06/09	114.288	116.274	117.544	117.224	118.835
Arrangement of freight and cargo.....	31	31	12/08	106.881	110.393	112.644	112.076	114.930
Arrangement of freight and cargo.....	31	3101	12/08	106.881	110.393	112.644	112.076	114.930
Arrangement of freight and cargo.....	31	310101	12/08	106.881	110.393	112.644	112.076	114.930
Freight forwarding.....	31	32	12/08	112.484	112.492	112.492	112.492	112.492
Freight forwarding.....	31	3201	12/08	112.484	112.492	112.492	112.492	112.492
Freight forwarding.....	31	320101	12/08	112.484	112.492	112.492	112.492	112.492
Warehousing, storage, and related services.....	32	—	12/08	135.876	138.540	138.101	137.246	137.103
Warehousing, storage, and related services.....	32	1	12/08	135.876	138.540	138.101	137.246	137.103
Warehousing, storage, and related services.....	32	11	12/08	135.876	138.540	138.101	137.246	137.103
Warehousing, storage, and related services.....	32	1101	12/08	135.876	138.540	138.101	137.246	137.103
Warehousing, storage, and related services.....	32	110101	12/08	135.876	138.540	138.101	137.246	137.103
Publishing sales, excluding software.....	33	—	06/09	142.316	142.597	142.814	143.231	144.953
Book, periodical, and newspaper publishing sales and subscriptions.....	33	1	06/09	151.090	151.165	151.715	152.200	154.887
Sales of books.....	33	11		477.500	477.929	481.502	484.645	490.770
Sales of textbooks.....	33	1101		767.129	772.399	810.787	807.889	810.496
Sales of textbooks.....	33	110101	06/88	489.926	493.293	517.809	515.958	517.623
Sales of technical, scientific, and professional books.....	33	1102		790.502	790.274	789.723	793.095	794.103
Sales of technical, scientific, and professional books.....	33	110201	06/88	617.401	617.223	616.792	619.426	620.213
Sales of religious books.....	33	1103		232.738	232.848	233.579	233.053	232.529
Sales of religious books.....	33	110301	06/88	176.638	176.722	177.277	176.877	176.480
Sales of general adult and juvenile books.....	33	1104		213.950	214.682	212.665	217.261	219.130
Sales of general adult and juvenile books.....	33	110402		213.950	214.682	212.665	217.261	219.130
Sales of general adult books.....	33	1104021	12/22	104.701	104.847	104.244	104.618	105.188
Sales of juvenile books.....	33	1104022	12/22	103.121	103.766	102.267	107.056	108.430
Sales of general reference books.....	33	1105		177.876	175.176	178.661	177.620	199.595

See footnotes at end of table.

Table 9. Producer price indexes for commodity and service groupings and individual items, not seasonally adjusted — Continued
 [December 2023, Index base 1982=100, unless otherwise indicated]

Title	Commodity code		Other index base	Unadjusted index ¹				
	Group code	Item code		Aug. 2023	Sept. 2023 ^P	Oct. 2023 ^P	Nov. 2023 ^P	Dec. 2023 ^P
Sales of general reference books.....	33	110501	06/88	151.425	149.127	152.094	151.208	169.915
Sales and subscriptions of periodicals and newspapers.....	33	12	06/09	148.578	148.598	148.633	148.664	151.961
Sales and subscriptions of periodicals.....	33	1201	06/07	110.730	110.730	110.730	110.730	110.730
Sales and subscriptions of periodicals.....	33	120101	06/07	110.730	110.730	110.730	110.730	110.730
Newspaper subscription and single copy sales.....	33	1202		593.384	593.523	593.756	593.973	616.407
Newspaper subscription and single copy sales.....	33	120205		593.384	593.523	593.756	593.973	616.407
Newspaper subscriptions, print and online bundled.....	33	1202051	09/15	198.779	199.328	200.256	201.117	200.728
Newspaper subscriptions, print only.....	33	1202052	09/15	178.175	178.175	178.175	178.175	185.564
Greeting card publishing sales.....	33	3	12/85	239.699	239.699	239.699	239.699	239.699
Greeting card publishing sales.....	33	31	12/85	239.699	239.699	239.699	239.699	239.699
Greeting card publishing sales.....	33	3101	12/85	239.699	239.699	239.699	239.699	239.699
Greeting card publishing sales.....	33	310101	12/85	239.699	239.699	239.699	239.699	239.699
Calendars, yearbooks, and other miscellaneous publishing sales.....	33	4	12/89	219.873	221.668	221.770	221.969	221.969
Calendars, yearbooks, and other miscellaneous publishing sales.....	33	41	12/89	219.873	221.668	221.770	221.969	221.969
Calendars, yearbooks, and other miscellaneous publishing sales.....	33	4101	12/89	219.873	221.668	221.770	221.969	221.969
Calendars, yearbooks, and other miscellaneous publishing sales.....	33	410101	12/89	219.873	221.668	221.770	221.969	221.969
Directory, mailing list, and related compilations publishing sales.....	33	6	12/22	105.828	106.425	105.865	106.191	105.975
Directory, mailing list, and related compilations publishing sales.....	33	61	12/22	105.828	106.425	105.865	106.191	105.975
Directory, mailing list, and related compilations publishing sales.....	33	6101	12/22	105.828	106.425	105.865	106.191	105.975
Directory, mailing list, and related compilations publishing sales.....	33	610101	12/22	105.828	106.425	105.865	106.191	105.975
Software publishing.....	34	—	06/09	97.961	98.346	100.276	98.446	100.550
System software publishing.....	34	1	05/22	107.442	105.528	108.702	107.530	108.993
System software publishing.....	34	11	05/22	107.442	105.528	108.702	107.530	108.993
System software publishing.....	34	1101	05/22	107.442	105.528	108.702	107.530	108.993
System software publishing.....	34	110101	05/22	107.442	105.528	108.702	107.530	108.993
Application software publishing.....	34	2	06/09	104.783	107.785	108.677	105.795	108.982
Application software publishing.....	34	21	06/09	104.783	107.785	108.677	105.795	108.982
Desktop and portable device application software publishing.....	34	2101	12/08	102.862	106.551	104.564	102.812	102.829
Desktop and portable device application software publishing.....	34	210101	12/08	102.862	106.551	104.564	102.812	102.829
Application software publishing, cross-industry, vertical market, utilities, and other.....	34	2103	12/08	114.764	114.920	115.443	109.931	116.611
Application software publishing, cross-industry, vertical market, utilities, and other.....	34	210301	12/08	114.764	114.920	115.443	109.931	116.611
Application software publishing, game software.....	34	2104	12/13	86.804	95.920	102.970	104.630	104.767
Application software publishing, game software.....	34	210401	12/13	86.804	95.920	102.970	104.630	104.767
Network compensation from broadcast and cable television and radio.....	35	—	06/09	159.443	159.443	159.443	159.443	159.443
Affiliate agreements, programming sales, and retransmission fees for cable and broadcast tv.....	35	1	06/09	160.231	160.231	160.231	160.231	160.231
Affiliate agreements, programming sales, and retransmission fees for cable and broadcast tv.....	35	11	06/09	160.231	160.231	160.231	160.231	160.231
Affiliate agreements, programming sales, and retransmission fees for cable and broadcast tv.....	35	1101	12/08	163.203	163.203	163.203	163.203	163.203
Affiliate agreements, programming sales, and retransmission fees for cable and broadcast tv.....	35	110101	12/08	163.203	163.203	163.203	163.203	163.203
Affiliate agreements, programming sales, and retransmission fees for radio.....	35	2	06/09	159.747	159.747	159.747	159.747	159.747
Affiliate agreements, programming sales, and retransmission fees for radio.....	35	21	06/09	159.747	159.747	159.747	159.747	159.747
Affiliate agreements, programming sales, and network compensation for radio.....	35	2101	12/08	159.478	159.478	159.478	159.478	159.478
Affiliate agreements, programming sales, and network compensation for radio.....	35	210101	12/08	159.478	159.478	159.478	159.478	159.478
Advertising space and time sales.....	36	—	06/09	93.141	92.772	93.763	95.443	96.007
Advertising space sales in periodicals, newspapers, directories, and mailing lists.....	36	1	06/09	102.911	102.548	102.219	102.027	102.027
Advertising space sales in periodicals and newspapers.....	36	11	06/09	102.292	101.862	101.479	101.256	101.256
Advertising space sales in periodicals.....	36	1101		467.966	467.966	467.966	467.966	467.966
Advertising space sales in newspapers.....	36	1102		351.751	348.397	345.400	343.655	343.655
Advertising space sales in newspapers, print only.....	36	110203	09/15	84.328	83.524	82.806	82.387	82.387
Advertising space sales in directories and mailing lists.....	36	12	12/08	110.699	110.734	110.734	110.734	110.734
Print advertising space sales in directories and mailing lists.....	36	1201	12/08	110.699	110.734	110.734	110.734	110.734
Print advertising space sales in directories and mailing lists.....	36	120101	12/08	110.699	110.734	110.734	110.734	110.734
Television advertising time sales.....	36	2	06/09	75.812	74.547	78.113	82.784	84.489
Television advertising time sales.....	36	21	06/09	75.812	74.547	78.113	82.784	84.489

See footnotes at end of table.

Table 9. Producer price indexes for commodity and service groupings and individual items, not seasonally adjusted — Continued

[December 2023, Index base 1982=100, unless otherwise indicated]

Title	Commodity code		Other index base	Unadjusted index ¹				
	Group code	Item code		Aug. 2023	Sept. 2023 ^P	Oct. 2023 ^P	Nov. 2023 ^P	Dec. 2023 ^P
Broadcast and network television advertising time sales.....	36	2101	12/08	73.103	72.609	76.191	77.191	75.901
Broadcast and network television advertising time sales.....	36	210101	12/08	73.103	72.609	76.191	77.191	75.901
Cable network advertising time sales.....	36	2102	12/08	68.112	66.060	69.662	78.051	82.765
Cable network advertising time sales.....	36	210201	12/08	68.112	66.060	69.662	78.051	82.765
Local cable system advertising time sales.....	36	2103	12/08	73.245	73.245	73.245	73.317	73.317
Local cable system advertising time sales.....	36	210301	12/08	73.245	73.245	73.245	73.317	73.317
Radio advertising time sales.....	36	3	03/09	94.742	95.142	94.814	100.943	101.876
Radio advertising time sales.....	36	31	03/09	94.742	95.142	94.814	100.943	101.876
Radio advertising time sales.....	36	3101	03/09	94.742	95.142	94.814	100.943	101.876
Radio advertising time sales.....	36	310101	03/09	94.742	95.142	94.814	100.943	101.876
Internet advertising sales.....	36	6	12/22	102.001	102.007	102.050	102.077	102.120
Internet advertising sales.....	36	61	12/22	102.001	102.007	102.050	102.077	102.120
Internet advertising sales.....	36	6101	12/22	102.001	102.007	102.050	102.077	102.120
Internet advertising sales.....	36	610101	12/22	102.001	102.007	102.050	102.077	102.120
Telecommunication, cable, and internet user services.....	37	—	06/09	112.811	111.846	111.890	111.989	112.579
Wired telephone services.....	37	1	06/09	123.564	123.875	123.652	123.777	123.786
Residential wired telephone services.....	37	11	06/09	158.288	159.012	159.250	159.333	159.584
Local residential wired telephone service.....	37	1101	12/08	158.414	158.566	158.556	158.546	159.212
Local residential wired telephone service.....	37	110101	12/08	158.414	158.566	158.556	158.546	159.212
Long distance residential wired telephone service.....	37	1102	03/09	159.048	160.732	161.352	161.599	161.159
Long distance residential wired telephone service.....	37	110201	03/09	159.048	160.732	161.352	161.599	161.159
All-distance residential wired telephone service.....	37	1103	12/11	150.900	151.332	152.196	152.026	152.442
All-distance residential wired telephone service.....	37	110301	12/11	150.900	151.332	152.196	152.026	152.442
Business wired telephone services.....	37	12	06/09	104.975	105.141	104.660	104.827	104.721
Local business wired telephone service.....	37	1201	12/08	130.193	129.799	129.028	128.351	128.258
Local business wired telephone service.....	37	120101	12/08	130.193	129.799	129.028	128.351	128.258
Long distance business wired telephone and other toll service.....	37	1202	04/09	99.443	100.391	98.940	99.356	97.819
Long distance business wired telephone and other toll service.....	37	120201	04/09	106.705	107.722	106.165	106.612	104.962
Private line wired telephone service.....	37	1204	12/11	100.094	100.056	100.246	100.584	101.307
Private line wired telephone service.....	37	120401	12/11	100.094	100.056	100.246	100.584	101.307
All-distance business wired telephone service (partial).....	37	1205	05/22	99.961	99.744	99.944	102.604	102.775
All-distance business wired telephone service.....	37	120501	05/22	99.961	99.744	99.944	102.604	102.775
Other telephone services.....	37	13	12/08	102.994	102.994	102.994	102.994	102.994
Other wired telephone services.....	37	1301	12/08	102.994	102.994	102.994	102.994	102.994
Other wired telephone services.....	37	130104	12/08	102.329	102.329	102.329	102.329	102.329
Wireless telecommunication services.....	37	2	06/09	66.791	66.791	66.789	66.798	66.791
Cellular phone and other wireless telecommunication services.....	37	21	03/09	65.251	65.251	65.249	65.257	65.251
Cellular phone and other wireless telecommunication services.....	37	2101	03/09	65.251	65.251	65.249	65.257	65.251
Cellular phone and other wireless telecommunication services.....	37	210101	03/09	65.251	65.251	65.249	65.257	65.251
Cable and satellite subscriber services.....	37	3	12/08	168.945	169.040	169.240	169.528	170.186
Cable and satellite subscriber services.....	37	31	12/08	168.945	169.040	169.240	169.528	170.186
Cable and satellite subscriber services.....	37	3101	12/08	168.945	169.040	169.240	169.528	170.186
Cable and satellite subscriber services.....	37	310101	12/08	168.945	169.040	169.240	169.528	170.186
Internet access services.....	37	4	03/09	91.035	89.794	89.805	90.673	90.423
Internet access services.....	37	41	03/09	91.035	89.794	89.805	90.673	90.423
Residential Internet access services.....	37	4102	12/11	89.052	87.553	87.996	88.804	88.521
Residential Internet access services.....	37	410201	12/11	89.052	87.553	87.996	88.804	88.521
Business Internet access services.....	37	4103	12/11	97.659	97.104	95.935	96.980	96.813
Business Internet access services.....	37	410301	12/11	97.659	97.104	95.935	96.980	96.813
Bundled wired telecommunications access services.....	37	5	12/11	129.641	125.900	126.166	125.973	128.421
Bundled wired telecommunications access services.....	37	51	12/11	129.641	125.900	126.166	125.973	128.421
Bundled wired telecommunications access services.....	37	5101	12/11	129.641	125.900	126.166	125.973	128.421
Bundled wired telecommunications access services.....	37	510101	12/11	129.641	125.900	126.166	125.973	128.421
Data processing and related services.....	38	—	06/09	106.175	105.965	106.213	106.479	106.798
Data processing and related services.....	38	1	06/09	106.175	105.965	106.213	106.479	106.798
Data processing and related services.....	38	11	06/09	106.175	105.965	106.213	106.479	106.798
Hosting, ASP and other IT infrastructure provisioning services.....	38	1101	12/08	111.539	111.161	111.572	111.987	112.515
Hosting, ASP and other IT infrastructure provisioning services.....	38	110101	12/08	111.539	111.161	111.572	111.987	112.515
Business process management services (partial).....	38	1102	12/08	96.756	96.842	96.842	96.924	96.924
Business process management services (partial).....	38	110201	12/08	96.756	96.842	96.842	96.924	96.924
Data management, information transformation and other services.....	38	1103	12/08	99.544	99.544	99.544	99.544	99.544
Data management, information transformation and other services.....	38	110301	12/08	99.544	99.544	99.544	99.544	99.544

See footnotes at end of table.

Table 9. Producer price indexes for commodity and service groupings and individual items, not seasonally adjusted — Continued
 [December 2023, Index base 1982=100, unless otherwise indicated]

Title	Commodity code		Other index base	Unadjusted index ¹				
	Group code	Item code		Aug. 2023	Sept. 2023 ^P	Oct. 2023 ^P	Nov. 2023 ^P	Dec. 2023 ^P
Credit intermediation services (partial).....	39	—	06/09	118.387	118.451	116.699	119.963	118.781
Loan services (partial).....	39	1	06/09	203.276	199.390	194.366	200.723	196.395
Business loans (partial).....	39	11	04/09	399.701	387.997	375.829	391.141	374.676
Business loans (partial).....	39	1101	04/09	399.701	387.997	375.829	391.141	374.676
Business loans (partial).....	39	110101	04/09	399.701	387.997	375.829	391.141	374.676
Consumer loans (partial).....	39	12	06/09	122.068	123.402	121.925	123.324	127.969
Residential real estate loans (partial).....	39	1201	04/09	145.923	149.560	148.149	148.319	155.933
Residential real estate loans, except home equity (partial).....	39	120101	04/09	106.948	111.645	111.775	115.421	126.447
Home equity loans (partial).....	39	120102	04/09	483.319	482.962	471.182	450.254	442.227
Vehicle loans (partial).....	39	1202	04/09	56.009	51.820	49.966	54.214	52.163
Vehicle loans (partial).....	39	120201	04/09	56.009	51.820	49.966	54.214	52.163
Credit cards, overdraft credit, and related plans (partial).....	39	1203	04/09	199.945	196.162	193.745	200.205	199.779
Credit cards, overdraft credit, and related plans (partial).....	39	120301	04/09	199.945	196.162	193.745	200.205	199.779
Other loans and loan services (partial).....	39	13	04/09	105.452	104.068	103.521	105.995	104.783
Other loans and loan services (partial).....	39	1301	04/09	105.452	104.068	103.521	105.995	104.783
Other loans and loan services (partial).....	39	130101	04/09	105.452	104.068	103.521	105.995	104.783
Deposit services (partial).....	39	2	04/09	67.260	70.748	71.308	73.315	74.504
Deposit services (partial).....	39	21	04/09	67.260	70.748	71.308	73.315	74.504
Deposit services (partial).....	39	2101	04/09	67.260	70.748	71.308	73.315	74.504
Deposit services (partial).....	39	210101	04/09	67.260	70.748	71.308	73.315	74.504
Other credit intermediation services, including trust services (partial).....	39	3	04/09	101.509	101.512	101.500	97.728	97.693
Other credit intermediation services, including trust services (partial).....	39	31	04/09	101.509	101.512	101.500	97.728	97.693
Other credit intermediation services, including trust services (partial).....	39	3101	04/09	101.509	101.512	101.500	97.728	97.693
Other credit intermediation services, including trust services (partial).....	39	310101	04/09	101.509	101.512	101.500	97.728	97.693
Investment services.....	40	—	06/09	228.966	229.079	224.179	222.884	226.026
Securities brokerage, dealing, investment advice, and related services.....	40	1	06/09	216.672	216.463	212.304	213.050	217.275
Securities brokerage, dealing, investment advice, and related services.....	40	11	06/09	216.672	216.463	212.304	213.050	217.275
Securities brokerage, dealing, and investment advice.....	40	1101	12/08	102.918	102.799	99.957	100.315	103.667
Securities brokerage, dealing, and investment advice.....	40	110101	12/08	102.918	102.799	99.957	100.315	103.667
Securities brokerage and dealing related services (partial).....	40	1102	12/08	787.660	787.158	783.254	785.918	783.880
Securities brokerage and dealing related services.....	40	110201	12/08	787.660	787.158	783.254	785.918	783.880
Portfolio management.....	40	2	12/08	266.520	265.146	257.259	252.789	256.594
Portfolio management.....	40	21	12/08	266.520	265.146	257.259	252.789	256.594
Portfolio management.....	40	2101	12/08	266.520	265.146	257.259	252.789	256.594
Portfolio management.....	40	210101	12/08	266.520	265.146	257.259	252.789	256.594
Investment banking.....	40	3	12/08	245.288	252.318	252.007	250.174	246.250
Investment banking.....	40	31	12/08	245.288	252.318	252.007	250.174	246.250
Investment banking.....	40	3101	12/08	245.288	252.318	252.007	250.174	246.250
Investment banking.....	40	310101	12/08	245.288	252.318	252.007	250.174	246.250
Insurance and annuities.....	41	—	06/09	131.324	131.713	131.734	131.760	131.821
Insurance.....	41	1	06/09	134.157	134.576	134.618	134.647	134.712
Insurance.....	41	11	06/09	134.157	134.576	134.618	134.647	134.712
Life insurance.....	41	1101	03/09	107.836	107.424	107.478	107.477	107.477
Life insurance.....	41	110101	03/09	107.836	107.424	107.478	107.477	107.477
Disability insurance, including accidental death.....	41	1102	03/09	101.977	101.977	101.977	101.977	101.977
Disability insurance, including accidental death.....	41	110201	03/09	101.977	101.977	101.977	101.977	101.977
Health and medical insurance.....	41	1103	03/09	148.591	148.655	148.770	148.770	148.770
Health and medical insurance.....	41	110301	03/09	148.591	148.655	148.770	148.770	148.770
Property and casualty insurance.....	41	1104	03/09	135.982	137.034	137.032	137.093	137.227
Property and casualty insurance.....	41	110401	03/09	135.982	137.034	137.032	137.093	137.227
Annuities.....	41	2	03/09	114.533	114.514	114.189	114.181	114.181
Annuities.....	41	21	03/09	114.533	114.514	114.189	114.181	114.181
Annuities.....	41	2101	03/09	114.533	114.514	114.189	114.181	114.181
Annuities.....	41	210101	03/09	114.533	114.514	114.189	114.181	114.181
Commissions and fees from sales and administration of insurance policies (partial).....	42	—	06/09	110.086	110.130	110.094	110.094	110.140
Commissions from sales of insurance.....	42	1	06/09	110.086	110.130	110.094	110.094	110.140
Commissions from sales of insurance.....	42	11	06/09	110.086	110.130	110.094	110.094	110.140
Commissions from sales of life insurance and annuities.....	42	1101	06/09	104.877	104.877	104.877	104.877	104.877
Commissions from sales of life insurance and annuities.....	42	110101	06/09	104.877	104.877	104.877	104.877	104.877
Commissions from sales of health and medical insurance.....	42	1102	06/09	110.676	110.676	110.613	110.613	110.613

See footnotes at end of table.

Table 9. Producer price indexes for commodity and service groupings and individual items, not seasonally adjusted — Continued
 [December 2023, Index base 1982=100, unless otherwise indicated]

Title	Commodity code		Other index base	Unadjusted index ¹				
	Group code	Item code		Aug. 2023	Sept. 2023 ^P	Oct. 2023 ^P	Nov. 2023 ^P	Dec. 2023 ^P
Commissions from sales of health and medical insurance.....	42	110201	06/09	110.676	110.676	110.613	110.613	110.613
Commissions from sales of property and casualty insurance.....	42	1103	06/09	113.075	113.145	113.104	113.104	113.176
Commissions from sales of property and casualty insurance.....	42	110301	06/09	113.075	113.145	113.104	113.104	113.176
Commissions from sales of other insurance.....	42	1104	06/09	100.786	100.786	100.786	100.786	100.786
Commissions from sales of other insurance.....	42	110401	06/09	100.786	100.786	100.786	100.786	100.786
Real estate services (partial).....	43	—	06/09	148.603	150.073	147.970	149.295	150.433
Nonresidential real estate services.....	43	1	06/09	131.690	133.807	130.724	132.484	134.081
Nonresidential real estate rents.....	43	11	06/09	132.049	134.720	130.626	132.688	134.736
Office buildings, gross rents.....	43	1101	12/08	134.921	135.455	133.263	136.153	133.905
Office buildings, gross rents.....	43	110101	12/08	134.921	135.455	133.263	136.153	133.905
Retail properties, gross rents.....	43	1102	04/09	123.578	128.335	120.122	125.503	129.785
Retail properties, gross rents.....	43	110201	04/09	123.578	128.335	120.122	125.503	129.785
Industrial buildings, gross rents.....	43	1103	04/09	114.227	113.929	114.611	114.611	115.298
Industrial buildings, gross rents.....	43	110301	04/09	114.227	113.929	114.611	114.611	115.298
Self-service storage and miniwarehouses, gross rents.....	43	1104	12/08	174.601	174.923	173.449	175.109	176.276
Self-service storage and miniwarehouses, gross rents.....	43	110401	12/08	174.601	174.923	173.449	175.109	176.276
Other nonresidential buildings, gross rents.....	43	1105	12/08	116.666	121.601	119.006	113.595	120.408
Other nonresidential buildings, gross rents.....	43	110501	12/08	116.666	121.601	119.006	113.595	120.408
Nonresidential property sales and leases including land, brokerage fees and commissions.....	43	12	12/08	142.153	142.152	141.826	141.738	141.603
Nonresidential property sales and leases including land, brokerage fees and commissions.....	43	1201	12/08	142.153	142.152	141.826	141.738	141.603
Nonresidential property sales and leases including land, brokerage fees and commissions.....	43	120101	12/08	142.153	142.152	141.826	141.738	141.603
Nonresidential property management fees.....	43	13	12/08	104.214	104.275	105.799	106.951	106.898
Nonresidential property management fees.....	43	1301	12/08	104.214	104.275	105.799	106.951	106.898
Nonresidential property management fees.....	43	130101	12/08	104.214	104.275	105.799	106.951	106.898
Residential real estate services (partial).....	43	2	06/09	179.431	179.659	179.576	180.073	180.228
Residential property sales and rental, brokerage fees and commissions.....	43	21	12/08	201.343	201.971	202.253	202.356	202.794
Residential property sales and rental, brokerage fees and commissions.....	43	2101	12/08	201.343	201.971	202.253	202.356	202.794
Residential property sales and rental, brokerage fees and commissions.....	43	210101	12/08	201.343	201.971	202.253	202.356	202.794
Residential property management fees.....	43	22	12/08	129.098	128.445	127.566	128.916	128.453
Residential property management fees.....	43	2201	12/08	129.098	128.445	127.566	128.916	128.453
Residential property management fees.....	43	220101	12/08	129.098	128.445	127.566	128.916	128.453
Real estate appraisal fees.....	43	3	12/08	118.857	117.724	117.299	116.570	117.378
Real estate appraisal fees.....	43	31	12/08	118.857	117.724	117.299	116.570	117.378
Real estate appraisal fees.....	43	3101	12/08	118.857	117.724	117.299	116.570	117.378
Real estate appraisal fees.....	43	310101	12/08	118.857	117.724	117.299	116.570	117.378
Rental and leasing of goods (partial).....	44	—	06/09	111.033	108.804	110.744	107.694	106.973
Passenger car rental.....	44	1	03/09	111.288	104.834	109.844	102.377	100.548
Passenger car rental.....	44	11	03/09	111.288	104.834	109.844	102.377	100.548
Passenger car rental.....	44	1101	03/09	111.288	104.834	109.844	102.377	100.548
Passenger car rental.....	44	110101	03/09	111.288	104.834	109.844	102.377	100.548
Truck, trailer, and RV rental and leasing.....	44	2	06/09	123.769	124.855	124.156	124.222	123.956
Truck, trailer, and RV rental and leasing.....	44	21	06/09	116.279	117.300	116.643	116.704	116.455
Truck, truck trailer and RV rental.....	44	2101	12/08	123.123	122.883	121.755	122.715	122.113
Truck, truck trailer and RV rental.....	44	210101	12/08	123.123	122.883	121.755	122.715	122.113
Truck, truck trailer and RV leasing.....	44	2102	12/08	120.445	122.450	122.080	121.501	121.485
Truck, truck trailer and RV leasing.....	44	210201	12/08	120.445	122.450	122.080	121.501	121.485
Construction, mining, and forestry machinery and equipment rental and leasing.....	44	3	03/09	104.757	105.144	105.353	105.268	105.523
Construction, mining, and forestry machinery and equipment rental and leasing.....	44	31	03/09	104.757	105.144	105.353	105.268	105.523
Construction, mining, and forestry machinery and equipment rental and leasing.....	44	3101	03/09	104.757	105.144	105.353	105.268	105.523
Construction, mining, and forestry machinery and equipment rental and leasing.....	44	310101	03/09	104.757	105.144	105.353	105.268	105.523
Professional services (partial).....	45	—	06/09	138.844	140.213	139.541	139.483	139.987
Legal services.....	45	1	03/09	163.618	163.601	164.839	164.538	164.782
Legal services.....	45	11	03/09	163.618	163.601	164.839	164.538	164.782
Legal services.....	45	1101	03/09	163.618	163.601	164.839	164.538	164.782
Legal services.....	45	110101	03/09	163.618	163.601	164.839	164.538	164.782
Accounting services (partial).....	45	2	06/09	129.559	131.432	128.697	128.629	129.101

See footnotes at end of table.

Table 9. Producer price indexes for commodity and service groupings and individual items, not seasonally adjusted — Continued

[December 2023, Index base 1982=100, unless otherwise indicated]

Title	Commodity code		Other index base	Unadjusted index ¹				
	Group code	Item code		Aug. 2023	Sept. 2023 ^P	Oct. 2023 ^P	Nov. 2023 ^P	Dec. 2023 ^P
Accounting services, excluding payroll.....	45	21	06/09	129.559	131.432	128.697	128.629	129.101
Financial auditing.....	45	2101	12/08	121.289	122.055	118.613	118.466	118.445
Financial auditing.....	45	210101	12/08	121.289	122.055	118.613	118.466	118.445
Tax preparation and planning.....	45	2102	04/09	125.379	128.767	123.956	122.666	123.630
Tax preparation and planning.....	45	210201	04/09	125.379	128.767	123.956	122.666	123.630
Bookkeeping and compilation.....	45	2103	12/08	153.105	150.740	150.590	151.433	151.586
Bookkeeping and compilation.....	45	210301	12/08	153.105	150.740	150.590	151.433	151.586
Other accounting services, including billing and review (partial).....	45	2104	12/08	119.255	124.389	125.509	127.560	128.185
Other accounting services, including billing and review (partial).....	45	210401	12/08	119.255	124.389	125.509	127.560	128.185
Architectural and engineering services.....	45	3	06/09	132.351	132.300	133.447	133.454	133.457
Architectural services.....	45	31	03/09	113.042	113.047	113.842	113.843	113.843
Architectural services.....	45	3101	03/09	113.042	113.047	113.842	113.843	113.843
Architectural services.....	45	310101	03/09	113.042	113.047	113.842	113.843	113.843
Engineering services.....	45	32	03/09	135.856	135.794	137.005	137.014	137.017
Engineering services.....	45	3201	03/09	135.856	135.794	137.005	137.014	137.017
Engineering services.....	45	320101	03/09	135.856	135.794	137.005	137.014	137.017
Management, scientific, and technical consulting services.....	45	4	06/09	114.878	120.748	116.406	116.582	118.458
Management consulting services.....	45	41	06/09	114.878	120.748	116.406	116.582	118.458
Administrative and general management consulting services.....	45	4101	12/08	134.409	145.409	136.886	137.002	140.494
Administrative and general management consulting services.....	45	410101	12/08	134.409	145.409	136.886	137.002	140.494
Human resources consulting services.....	45	4102	12/08	109.629	110.608	111.724	111.893	111.652
Human resources consulting services.....	45	410201	12/08	109.629	110.608	111.724	111.893	111.652
Marketing consulting services.....	45	4103	12/08	64.767	64.771	64.773	64.773	64.773
Marketing consulting services.....	45	410301	12/08	64.767	64.771	64.773	64.773	64.773
Process, physical distribution, and logistics consulting services.....	45	4104	12/08	118.377	118.652	119.247	120.473	121.184
Process, physical distribution, and logistics consulting services.....	45	410401	12/08	118.377	118.652	119.247	120.473	121.184
Advertising and related services (partial).....	45	5	12/08	117.720	117.749	117.698	117.651	117.620
Advertising agency services.....	45	51	12/08	117.720	117.749	117.698	117.651	117.620
Advertising agency services.....	45	5101	12/08	117.720	117.749	117.698	117.651	117.620
Advertising agency services.....	45	510101	12/08	117.720	117.749	117.698	117.651	117.620
Information technology (IT) technical support and consulting services (partial).....	45	6	12/08	127.215	127.403	120.970	121.676	122.001
Information technology (IT) technical support and consulting services (partial).....	45	61	12/08	127.215	127.403	120.970	121.676	122.001
Information technology (IT) technical support and consulting services (partial).....	45	6101	12/08	127.215	127.403	120.970	121.676	122.001
Information technology (IT) technical support and consulting services (partial).....	45	610101	12/08	127.215	127.403	120.970	121.676	122.001
Employment services.....	46	—	06/09	129.272	128.842	129.079	129.252	129.474
Permanent placement services.....	46	1	03/09	129.945	130.417	130.162	130.686	130.936
Permanent placement services.....	46	11	03/09	129.945	130.417	130.162	130.686	130.936
Employment placement services.....	46	1101	03/09	129.945	130.417	130.162	130.686	130.936
Employment placement services.....	46	110101	03/09	129.945	130.417	130.162	130.686	130.936
Executive search services.....	46	2	12/08	106.546	107.900	108.733	107.453	111.387
Executive search services.....	46	21	12/08	106.546	107.900	108.733	107.453	111.387
Executive search services.....	46	2101	12/08	106.546	107.900	108.733	107.453	111.387
Executive search services.....	46	210101	12/08	106.546	107.900	108.733	107.453	111.387
Staffing services.....	46	3	06/09	129.737	129.236	129.483	129.669	129.821
Temporary help services.....	46	31	03/09	139.544	138.563	139.009	139.225	139.522
Temporary help services.....	46	3101	03/09	139.544	138.563	139.009	139.225	139.522
Temporary help services.....	46	310101	03/09	139.544	138.563	139.009	139.225	139.522
Co-employment staffing services.....	46	32	12/08	120.050	120.050	120.090	120.245	120.245
Co-employment staffing services.....	46	3201	12/08	120.050	120.050	120.090	120.245	120.245
Co-employment staffing services.....	46	320101	12/08	120.050	120.050	120.090	120.245	120.245
Travel arrangement services (partial).....	47	—	06/09	110.923	110.409	109.613	109.569	109.122
Arrangement of flights (partial).....	47	1	06/09	110.429	109.754	107.779	108.068	107.740
Arrangement of international flights.....	47	11	12/08	111.835	110.406	107.223	107.724	107.156
Arrangement of international flights.....	47	1101	12/08	111.835	110.406	107.223	107.724	107.156
Arrangement of international flights.....	47	110101	12/08	111.835	110.406	107.223	107.724	107.156
Arrangement of domestic flights.....	47	12	12/08	99.776	100.102	99.808	99.808	99.808
Arrangement of domestic flights (partial).....	47	1201	12/08	99.776	100.102	99.808	99.808	99.808
Arrangement of domestic flights.....	47	120101	12/08	99.776	100.102	99.808	99.808	99.808

See footnotes at end of table.

Table 9. Producer price indexes for commodity and service groupings and individual items, not seasonally adjusted — Continued
 [December 2023, Index base 1982=100, unless otherwise indicated]

Title	Commodity code		Other index base	Unadjusted index ¹				
	Group code	Item code		Aug. 2023	Sept. 2023 ^P	Oct. 2023 ^P	Nov. 2023 ^P	Dec. 2023 ^P
Arrangement of vehicle rentals and lodging.	47	2	12/08	99.961	99.794	99.037	98.928	98.832
Arrangement of vehicle rentals and lodging.	47	21	12/08	99.961	99.794	99.037	98.928	98.832
Arrangement of vehicle rentals and lodging (partial).	47	2101	12/08	99.961	99.794	99.037	98.928	98.832
Arrangement of vehicle rentals and lodging.	47	210101	12/08	99.961	99.794	99.037	98.928	98.832
Arrangement of cruises and tours.	47	3	12/08	112.740	112.309	112.973	112.214	110.710
Arrangement of cruises and tours.	47	31	12/08	112.740	112.309	112.973	112.214	110.710
Arrangement of cruises and tours.	47	3101	12/08	112.740	112.309	112.973	112.214	110.710
Arrangement of cruises and tours.	47	310101	12/08	112.740	112.309	112.973	112.214	110.710
Other travel arrangements (partial).	47	4	12/08	125.427	124.888	124.888	124.888	124.888
Other travel arrangements (partial).	47	41	12/08	125.427	124.888	124.888	124.888	124.888
Other travel arrangements (partial).	47	4101	12/08	125.427	124.888	124.888	124.888	124.888
Other travel arrangements (partial).	47	410101	12/08	125.427	124.888	124.888	124.888	124.888
Selected security services (partial).	48	—	03/09	149.631	149.452	150.660	150.358	153.914
Security guard services.	48	1	03/09	149.631	149.452	150.660	150.358	153.914
Security guard services.	48	11	03/09	149.631	149.452	150.660	150.358	153.914
Security guard services.	48	1101	03/09	149.631	149.452	150.660	150.358	153.914
Security guard services.	48	110101	03/09	149.631	149.452	150.660	150.358	153.914
Cleaning and building maintenance services (partial).	49	—	03/09	126.264	123.255	123.151	123.314	123.357
Janitorial services.	49	1	03/09	126.264	123.255	123.151	123.314	123.357
Janitorial services.	49	11	03/09	126.264	123.255	123.151	123.314	123.357
Janitorial services.	49	1101	03/09	126.264	123.255	123.151	123.314	123.357
Janitorial services.	49	110101	03/09	126.264	123.255	123.151	123.314	123.357
Waste collection and remediation services (partial).	50	—	12/08	169.585	171.010	171.043	171.951	170.323
Waste collection.	50	1	12/08	169.585	171.010	171.043	171.951	170.323
Solid waste collection.	50	11	12/08	169.585	171.010	171.043	171.951	170.323
Solid waste collection.	50	1101	12/08	169.585	171.010	171.043	171.951	170.323
Solid waste collection.	50	110101	12/08	169.585	171.010	171.043	171.951	170.323
Health care services.	51	—	06/09	136.104	136.582	137.420	137.370	137.394
Outpatient care (partial).	51	1	06/09	128.823	128.993	129.282	129.209	129.223
Outpatient care (partial).	51	11	06/09	128.823	128.993	129.282	129.209	129.223
Physician care.	51	1101	03/09	116.850	116.860	116.962	116.960	116.953
Medicare patients: physician care.	51	110102	06/14	106.398	106.398	106.457	106.457	106.429
Medicaid patients: physician care.	51	110103	06/14	90.033	90.033	90.090	90.090	90.090
Private insurance patients: physician care.	51	110104	06/14	111.370	111.380	111.507	111.503	111.506
All other patients: physician care.	51	110105	06/14	115.694	115.733	115.825	115.825	115.825
Medical laboratory and diagnostic imaging center care.	51	1102	03/09	95.238	95.269	95.269	95.218	95.218
Medical laboratory care.	51	110201	03/09	90.935	90.962	90.962	90.888	90.888
Medicare patients: medical laboratory care.	51	1102011	06/14	79.423	79.423	79.423	79.423	79.423
Medicaid patients: medical laboratory care.	51	1102012	06/14	95.625	95.625	95.625	95.625	95.625
Private insurance patients: medical laboratory care.	51	1102013	06/14	98.177	98.227	98.227	98.086	98.086
All other patients: medical laboratory care.	51	1102014	06/14	103.207	103.207	103.207	103.207	103.207
Diagnostic imaging center care.	51	110202	03/09	102.159	102.201	102.201	102.201	102.201
Medicare and Medicaid patients: diagnostic imaging center care.	51	1102021	06/14	91.903	92.039	92.039	92.039	92.039
Private insurance and all other patients: diagnostic imaging center care.	51	1102024	06/14	104.908	104.917	104.917	104.917	104.917
Home health and hospice care.	51	1103	12/08	127.389	127.939	128.647	128.647	128.647
Home health and hospice care.	51	110301	12/08	127.389	127.939	128.647	128.647	128.647
Medicare and Medicaid patients: home health and hospice care.	51	11030101	12/08	121.000	121.617	122.241	122.241	122.241
Medicare patients: home health and hospice care.	51	110301011	12/08	110.524	110.524	111.738	111.738	111.738
Medicaid patients: home health and hospice care.	51	110301012	12/08	131.170	132.336	132.444	132.445	132.445
Private insurance and all other patients: home health and hospice care.	51	11030102	12/08	147.258	147.710	147.710	147.710	147.710
Private insurance patients: home health and hospice care.	51	110301021	06/14	109.336	112.620	112.620	112.620	112.620
All other patients: home health and hospice care.	51	110301022	06/14	154.852	154.852	154.852	154.852	154.852
Hospital outpatient care.	51	1104	12/08	149.545	149.881	150.422	150.177	150.225
Hospital outpatient care.	51	110401	12/08	149.545	149.881	150.422	150.177	150.225
Hospital outpatient care, general medical & surgical hospitals.	51	1104011	12/08	149.442	149.796	150.365	150.107	150.158
Medicare patients: hospital outpatient care, general medical and surgical hospitals.	51	11040111	06/14	115.067	115.067	115.343	115.343	115.343
Medicaid patients: hospital outpatient care, general medical and surgical hospitals.	51	11040112	06/14	106.380	106.380	106.380	106.380	106.380
Private insurance and all other patients: outpatient care, gen. medical and surgical hospitals.	51	11040113	06/14	133.788	134.280	134.932	134.573	134.643
Dental care.	51	1105	06/10	131.627	131.627	131.595	131.757	131.757

See footnotes at end of table.

Table 9. Producer price indexes for commodity and service groupings and individual items, not seasonally adjusted — Continued
 [December 2023, Index base 1982=100, unless otherwise indicated]

Title	Commodity code		Other index base	Unadjusted index ¹				
	Group code	Item code		Aug. 2023	Sept. 2023 ^P	Oct. 2023 ^P	Nov. 2023 ^P	Dec. 2023 ^P
Private insurance patients: dental care.....	51	110502	06/14	119.741	119.741	119.710	119.969	119.969
Private insurance patients: dental visits and consultations.....	51	1105021	06/14	132.142	132.142	132.066	132.825	132.825
Private insurance patients: dental surgical intervention services.....	51	1105022	06/14	114.204	114.204	114.204	114.204	114.204
Private insurance patients: dental non-surgical intervention services.....	51	1105023	06/14	113.454	113.454	113.444	113.444	113.444
Medicare, Medicaid and all other patients: dental care.....	51	110503	06/14	126.874	126.874	126.846	126.846	126.846
Medicare, Medicaid and all other patients: dental visits and consultations.....	51	1105031	06/14	130.060	130.060	129.993	129.993	129.993
Medicare, Medicaid and all other patients: dental surgical intervention services.....	51	1105032	06/14	112.531	112.531	112.531	112.531	112.531
Medicare and Medicaid and all other patients: dental non-surgical intervention services.....	51	1105033	06/14	129.199	129.199	129.187	129.187	129.187
Inpatient care.....	51	2	06/09	147.345	148.467	150.413	150.393	150.430
Inpatient care.....	51	21	06/09	147.345	148.467	150.413	150.393	150.430
Hospital inpatient care.....	51	2101	12/08	148.248	149.841	152.066	152.074	152.119
Hospital inpatient care.....	51	210101	12/08	148.248	149.841	152.066	152.074	152.119
Hospital inpatient care, general medical and surgical hospitals.....	51	2101011	12/08	149.800	151.541	153.710	153.704	153.733
Medicare patients: hospital inpatient care, general medical and surgical hospitals.....	51	21010111	06/14	118.568	118.568	122.406	122.406	122.454
Medicaid patients: hospital inpatient care, general medical and surgical hospitals.....	51	21010112	06/14	112.736	112.736	112.736	112.736	112.736
Private insur. & all other patients: hospital inpatient, general medical and surgical hospitals.....	51	21010113	06/14	139.794	143.083	143.800	143.788	143.799
Private insurance patients: hospital inpatient care, general medical and surgical hospitals.....	51	210101131	06/14	139.478	139.671	140.465	140.452	140.465
All other patients: hospital inpatient care, general medical and surgical hospitals.....	51	210101132	06/14	144.332	176.624	176.624	176.624	176.624
Hospital inpatient care, psychiatric & substance abuse hospitals.....	51	2101012	12/08	132.788	132.788	132.788	132.822	132.822
Hospital inpatient care, specialty hospitals.....	51	2101013	12/08	127.124	126.681	132.853	133.202	133.736
Medicare patients: hospital inpatient care, specialty hospitals.....	51	21010131	06/14	114.471	114.591	116.512	116.867	117.144
Medicaid patients: hospital inpatient care, specialty hospitals.....	51	21010132	06/14	115.640	113.184	145.695	146.633	150.096
Private insurance and all other patients: hospital inpatient care, specialty hospitals.....	51	21010133	06/14	110.341	110.122	110.668	110.755	110.519
Nursing home care.....	51	2102	12/08	147.136	146.813	148.214	148.081	148.093
Nursing home care.....	51	210201	12/08	147.136	146.813	148.214	148.081	148.093
Medicare and Medicaid patients: Nursing home care.....	51	21020101	12/08	144.675	144.051	146.207	146.148	146.063
Medicaid patients: Nursing home care.....	51	210201011	06/12	149.842	148.808	149.778	149.691	149.549
Medicare patients: Nursing home care.....	51	210201012	06/12	119.257	119.259	122.713	122.702	122.702
Private insurance and all other patients: Nursing home care.....	51	21020102	12/08	151.666	151.699	152.052	151.832	151.975
Private insurance patients: Nursing home care.....	51	210201021	06/14	105.795	105.795	105.795	105.795	105.795
All other patients: Nursing home care.....	51	210201022	06/14	136.523	136.560	136.941	136.704	136.858
Intellectual and developmental disability center care.....	51	2103	12/08	191.312	191.427	191.521	191.573	191.573
Intellectual and developmental disability center care.....	51	210301	12/08	191.312	191.427	191.521	191.573	191.573
Medicaid patients: Intellectual and developmental disability center care.....	51	21030101	06/14	147.925	148.038	148.128	148.179	148.179
Medicare, private ins. & all other patients: Intellectual & develop. disability center care.....	51	21030102	06/14	156.714	156.714	156.714	156.714	156.714
Sales of blood and blood products, organs, and tissues.....	51	3	03/09	119.308	118.310	118.574	119.299	119.666
Sales of blood and blood products, organs, and tissues.....	51	31	03/09	119.308	118.310	118.574	119.299	119.666
Sales of blood and blood products, organs, and tissues.....	51	3101	03/09	119.308	118.310	118.574	119.299	119.666
Sales of blood and blood products, organs, and tissues.....	51	310101	03/09	119.308	118.310	118.574	119.299	119.666
Accommodation services.....	53	—	06/09	145.473	143.716	142.007	138.259	129.371
Traveler accommodation services.....	53	1	06/09	145.473	143.716	142.007	138.259	129.371
Traveler accommodation services.....	53	11	06/09	145.473	143.716	142.007	138.259	129.371
Guestroom or unit rental.....	53	1101	03/09	150.537	148.564	146.676	142.439	132.527
Guestroom or unit rental.....	53	110101	03/09	150.537	148.564	146.676	142.439	132.527
Other traveler accommodation services.....	53	1102	03/09	143.335	143.494	143.275	143.964	143.942
Other traveler accommodation services.....	53	110201	03/09	143.335	143.494	143.275	143.964	143.942
Food and beverage for immediate consumption services (partial).....	54	—	06/09	131.061	131.238	132.266	132.663	132.729
Food and beverage for immediate consumption services (partial).....	54	1	06/09	131.061	131.238	132.266	132.663	132.729
Food and nonalcoholic beverages for immediate consumption (partial).....	54	11	04/09	125.433	125.613	126.488	126.736	126.701
Food and nonalcoholic beverages for immediate consumption (partial).....	54	1101	04/09	125.433	125.613	126.488	126.736	126.701
Food and nonalcoholic beverages for immediate consumption (partial).....	54	110101	04/09	125.433	125.613	126.488	126.736	126.701
Alcoholic beverages for immediate consumption (partial).....	54	12	12/08	166.684	166.845	168.831	170.155	170.850
Alcoholic beverages for immediate consumption (partial).....	54	1201	12/08	166.684	166.845	168.831	170.155	170.850
Alcoholic beverages for immediate consumption (partial).....	54	120101	12/08	166.684	166.845	168.831	170.155	170.850
Repair and maintenance services (partial).....	55	—	06/09	154.508	155.278	155.139	155.793	156.119
Commercial and industrial machinery and equipment repair and maintenance.....	55	1	03/09	155.993	158.535	157.744	158.341	158.961

See footnotes at end of table.

Table 9. Producer price indexes for commodity and service groupings and individual items, not seasonally adjusted — Continued
 [December 2023, Index base 1982=100, unless otherwise indicated]

Title	Commodity code		Other index base	Unadjusted index ¹				
	Group code	Item code		Aug. 2023	Sept. 2023 ^P	Oct. 2023 ^P	Nov. 2023 ^P	Dec. 2023 ^P
Commercial and industrial machinery and equipment repair and maintenance.....	55	11	03/09	155.993	158.535	157.744	158.341	158.961
Commercial machinery repair and maintenance.....	55	1101	03/09	155.993	158.535	157.744	158.341	158.961
Commercial machinery repair and maintenance.....	55	110101	03/09	155.993	158.535	157.744	158.341	158.961
Motor vehicle repair and maintenance (partial).....	55	2	12/08	164.384	160.731	161.265	162.027	161.945
Motor vehicle repair and maintenance (partial).....	55	21	12/08	164.384	160.731	161.265	162.027	161.945
Motor vehicle repair and maintenance (partial).....	55	2101	12/08	164.384	160.731	161.265	162.027	161.945
Motor vehicle repair and maintenance (partial).....	55	210101	12/08	164.384	160.731	161.265	162.027	161.945
Ship repair and maintenance.....	55	3	06/09	133.097	133.117	133.117	134.938	135.928
Ship repair and maintenance.....	55	31	06/09	133.097	133.117	133.117	134.938	135.928
Ship repair, military.....	55	3101	12/08	117.666	117.666	117.666	117.893	118.221
Ship repair, military.....	55	310101	12/08	117.666	117.666	117.666	117.893	118.221
Ship repair, nonmilitary.....	55	3102	12/08	171.599	171.660	171.660	176.848	179.249
Ship repair, nonmilitary.....	55	310201	12/08	171.599	171.660	171.660	176.848	179.249
Aircraft repair and maintenance.....	55	4	04/09	143.196	148.328	148.603	148.635	148.635
Aircraft repair and maintenance.....	55	41	04/09	143.196	148.328	148.603	148.635	148.635
Aircraft repair and maintenance.....	55	4101	04/09	143.196	148.328	148.603	148.635	148.635
Aircraft repair and maintenance.....	55	410101	04/09	143.196	148.328	148.603	148.635	148.635
Entertainment services (partial).....	56	—	06/09	123.885	124.186	126.300	127.541	130.163
Membership dues and admissions and recreation facility use fees (partial).....	56	1	06/09	138.766	138.826	141.397	143.950	147.406
Membership dues and admissions and recreation facility use fees (partial).....	56	11	06/09	138.766	138.826	141.397	143.950	147.406
Membership dues.....	56	1101	04/09	128.133	128.134	128.338	128.748	131.538
Membership dues, golf courses and country clubs.....	56	110101	04/09	162.473	162.438	162.438	162.438	162.438
Membership dues, fitness and recreational sports centers.....	56	110102	04/09	108.356	108.374	108.666	109.252	113.242
Admissions and recreational facilities use fees (partial).....	56	1102	12/08	155.527	155.707	163.094	170.003	174.708
Admissions and recreational facilities use fees, golf courses and country clubs.....	56	110201	12/08	114.340	114.340	114.700	128.164	133.787
Admissions and recreational facilities use fees, fitness and recreational sports centers.....	56	110202	12/08	154.918	154.918	155.778	155.778	155.778
Admissions and recreational facilities use fees, amusement and theme parks.....	56	110203	12/08	184.651	185.072	201.614	206.299	212.519
Recreational activity instruction fees (partial).....	56	2	12/08	123.359	123.359	123.359	123.359	123.359
Recreational activity instruction fees (partial).....	56	21	12/08	123.359	123.359	123.359	123.359	123.359
Recreational activity instruction fees (partial).....	56	2101	12/08	123.359	123.359	123.359	123.359	123.359
Recreational activity instruction fees (partial).....	56	210101	12/08	123.359	123.359	123.359	123.359	123.359
Gaming receipts (partial).....	56	3	12/08	109.439	110.069	111.912	111.736	113.699
Gaming receipts (partial).....	56	31	12/08	109.439	110.069	111.912	111.736	113.699
Gaming receipts (partial).....	56	3101	12/08	109.439	110.069	111.912	111.736	113.699
Gaming receipts (partial).....	56	310101	12/08	109.439	110.069	111.912	111.736	113.699
Wholesale trade services.....	57	—	06/09	161.051	160.530	162.128	163.255	161.863
Machinery and equipment and parts and supplies wholesaling.....	57	1	06/09	170.240	170.921	170.269	171.987	167.511
Machinery and equipment and parts and supplies wholesaling.....	57	11	06/09	170.240	170.921	170.269	171.987	167.511
Parts and supplies for machinery and equipment wholesaling.....	57	1102	03/09	191.369	191.253	192.917	195.463	195.881
Parts and supplies for machinery and equipment wholesaling.....	57	110201	03/09	191.369	191.253	192.917	195.463	195.881
Machinery and vehicle wholesaling.....	57	1103	05/19	129.206	130.090	128.085	129.816	122.701
Machinery and vehicle wholesaling.....	57	110301	05/19	129.206	130.090	128.085	129.816	122.701
Professional and commercial equipment wholesaling.....	57	1104	05/19	101.867	102.400	103.271	102.066	103.141
Professional and commercial equipment wholesaling.....	57	110401	05/19	101.867	102.400	103.271	102.066	103.141
Furnishings wholesaling.....	57	2	03/09	134.650	137.413	131.241	133.102	133.276
Furnishings wholesaling.....	57	21	03/09	134.650	137.413	131.241	133.102	133.276
Furnishings wholesaling.....	57	2101	03/09	134.650	137.413	131.241	133.102	133.276
Furnishings wholesaling.....	57	210101	03/09	134.650	137.413	131.241	133.102	133.276
Building materials, paint, and hardware wholesaling.....	57	3	03/09	132.081	132.193	131.939	129.553	130.060
Building materials, paint, and hardware wholesaling.....	57	31	03/09	132.081	132.193	131.939	129.553	130.060
Building materials, paint, and hardware wholesaling.....	57	3101	03/09	132.081	132.193	131.939	129.553	130.060
Building materials, paint, and hardware wholesaling.....	57	310101	03/09	132.081	132.193	131.939	129.553	130.060
Metals, minerals, and ores wholesaling.....	57	4	03/09	255.712	249.221	268.610	276.210	280.711
Metals, minerals, and ores wholesaling.....	57	41	03/09	255.712	249.221	268.610	276.210	280.711
Metals, minerals, and ores wholesaling.....	57	4101	03/09	255.712	249.221	268.610	276.210	280.711
Metals, minerals, and ores wholesaling.....	57	410101	03/09	255.712	249.221	268.610	276.210	280.711
Chemicals and allied products wholesaling.....	57	5	03/09	125.107	122.078	127.980	129.331	129.002

See footnotes at end of table.

Table 9. Producer price indexes for commodity and service groupings and individual items, not seasonally adjusted — Continued
 [December 2023, Index base 1982=100, unless otherwise indicated]

Title	Commodity code		Other index base	Unadjusted index ¹				
	Group code	Item code		Aug. 2023	Sept. 2023 ^P	Oct. 2023 ^P	Nov. 2023 ^P	Dec. 2023 ^P
Chemicals and allied products wholesaling.....	57	51	03/09	125.107	122.078	127.980	129.331	129.002
Chemicals and allied products wholesaling.....	57	5101	03/09	125.107	122.078	127.980	129.331	129.002
Chemicals and allied products wholesaling.....	57	510101	03/09	125.107	122.078	127.980	129.331	129.002
Paper and plastics products wholesaling.....	57	6	03/09	208.165	206.073	207.322	206.857	206.421
Paper and plastics products wholesaling.....	57	61	03/09	208.165	206.073	207.322	206.857	206.421
Paper and plastics products wholesaling.....	57	6101	03/09	208.165	206.073	207.322	206.857	206.421
Paper and plastics products wholesaling.....	57	610101	03/09	208.165	206.073	207.322	206.857	206.421
Apparel wholesaling.....	57	7	03/09	134.666	137.946	139.459	140.303	131.041
Apparel wholesaling.....	57	71	03/09	134.666	137.946	139.459	140.303	131.041
Apparel wholesaling.....	57	7101	03/09	134.666	137.946	139.459	140.303	131.041
Apparel wholesaling.....	57	710101	03/09	134.666	137.946	139.459	140.303	131.041
Food and alcohol wholesaling.....	57	8	06/09	139.558	137.697	138.012	139.482	138.544
Food and alcohol wholesaling.....	57	81	06/09	139.558	137.697	138.012	139.482	138.544
Food wholesaling.....	57	8101	03/09	136.134	134.036	134.186	135.690	134.672
Food wholesaling.....	57	810101	03/09	136.134	134.036	134.186	135.690	134.672
Alcohol wholesaling.....	57	8102	02/09	154.139	154.334	155.936	157.008	156.788
Alcohol wholesaling.....	57	810201	02/09	154.139	154.334	155.936	157.008	156.788
Other commodities wholesaling.....	57	9	03/09	166.722	167.008	169.281	169.256	171.318
Other commodities wholesaling.....	57	91	03/09	166.722	167.008	169.281	169.256	171.318
Other commodities wholesaling.....	57	9101	03/09	166.722	167.008	169.281	169.256	171.318
Other commodities wholesaling.....	57	910101	03/09	166.722	167.008	169.281	169.256	171.318
Retail trade services.....	58	—	06/09	152.784	153.575	153.075	150.154	148.789
Food and alcohol retailing.....	58	1	03/09	178.766	177.915	177.403	174.462	172.824
Food and alcohol retailing.....	58	11	03/09	178.766	177.915	177.403	174.462	172.824
Food retailing.....	58	1102	09/15	144.082	143.301	144.420	141.603	140.118
Food retailing.....	58	110201	09/15	144.082	143.301	144.420	141.603	140.118
Alcohol retailing.....	58	1103	09/15	125.940	125.912	116.394	116.993	116.821
Alcohol retailing.....	58	110301	09/15	125.940	125.912	116.394	116.993	116.821
Health and beauty care retailing, including optical goods.....	58	2	03/09	144.577	146.450	143.243	145.265	144.328
Health and beauty care retailing, including optical goods.....	58	21	03/09	144.577	146.450	143.243	145.265	144.328
Health and beauty care retailing, including optical goods.....	58	2101	03/09	144.577	146.450	143.243	145.265	144.328
Health and beauty care retailing, including optical goods.....	58	210101	03/09	144.577	146.450	143.243	145.265	144.328
Apparel, jewelry, footwear, and accessories retailing.....	58	3	06/09	124.867	133.191	133.740	128.548	124.935
Apparel, jewelry, footwear, and accessories retailing.....	58	31	06/09	124.867	133.191	133.740	128.548	124.935
Apparel, footwear, and accessories retailing.....	58	3101	03/09	119.692	129.434	129.464	123.685	119.641
Apparel, footwear, and accessories retailing.....	58	310101	03/09	119.692	129.434	129.464	123.685	119.641
Jewelry retailing.....	58	3102	03/09	140.745	137.550	141.715	141.588	141.652
Jewelry retailing.....	58	310201	03/09	140.745	137.550	141.715	141.588	141.652
Computer hardware, software, and supplies retailing.....	58	4	03/09	75.361	77.332	75.377	74.466	77.354
Computer hardware, software, and supplies retailing.....	58	41	03/09	75.361	77.332	75.377	74.466	77.354
Computer hardware, software, and supplies retailing.....	58	4101	03/09	75.361	77.332	75.377	74.466	77.354
Computer hardware, software, and supplies retailing.....	58	410101	03/09	75.361	77.332	75.377	74.466	77.354
TV, video, and photographic equipment and supplies retailing.....	58	5	03/09	53.979	55.249	57.706	50.888	52.316
TV, video, and photographic equipment and supplies retailing.....	58	51	03/09	53.979	55.249	57.706	50.888	52.316
TV, video, and photographic equipment and supplies retailing.....	58	5101	03/09	53.979	55.249	57.706	50.888	52.316
TV, video, and photographic equipment and supplies retailing.....	58	510101	03/09	53.979	55.249	57.706	50.888	52.316
Automobiles and automobile parts retailing.....	58	6	06/09	168.819	166.604	158.008	154.656	148.580
Automobiles and automobile parts retailing.....	58	61	06/09	168.819	166.604	158.008	154.656	148.580
Automobile retailing (Partial).....	58	6101	03/09	179.585	176.997	165.443	158.147	149.902
Automobile retailing (Partial).....	58	610101	03/09	179.585	176.997	165.443	158.147	149.902
Automotive parts, including tires, retailing.....	58	6102	03/09	152.938	151.471	149.272	154.886	153.510
Automotive parts, including tires, retailing.....	58	610201	03/09	152.938	151.471	149.272	154.886	153.510
RVs, trailers, and campers retailing.....	58	8	03/09	132.509	126.090	125.691	130.174	125.616
RVs, trailers, and campers retailing.....	58	81	03/09	132.509	126.090	125.691	130.174	125.616
RVs, trailers, and campers retailing.....	58	8101	03/09	132.509	126.090	125.691	130.174	125.616
RVs, trailers, and campers retailing.....	58	810101	03/09	132.509	126.090	125.691	130.174	125.616
Sporting goods, including boats, retailing.....	58	9	03/09	123.880	122.304	123.449	115.336	116.673
Sporting goods, including boats, retailing.....	58	91	03/09	123.880	122.304	123.449	115.336	116.673
Sporting goods, including boats, retailing.....	58	9101	03/09	123.880	122.304	123.449	115.336	116.673
Sporting goods, including boats, retailing.....	58	910101	03/09	123.880	122.304	123.449	115.336	116.673

See footnotes at end of table.

Table 9. Producer price indexes for commodity and service groupings and individual items, not seasonally adjusted — Continued
 [December 2023, Index base 1982=100, unless otherwise indicated]

Title	Commodity code		Other index base	Unadjusted index ¹				
	Group code	Item code		Aug. 2023	Sept. 2023 ^P	Oct. 2023 ^P	Nov. 2023 ^P	Dec. 2023 ^P
Lawn, garden, and farm equipment and supplies retailing.....	58	A	03/09	179.586	182.733	181.965	181.148	181.332
Lawn, garden, and farm equipment and supplies retailing.....	58	A1	03/09	179.586	182.733	181.965	181.148	181.332
Lawn, garden, and farm equipment and supplies retailing.....	58	A101	03/09	179.586	182.733	181.965	181.148	181.332
Lawn, garden, and farm equipment and supplies retailing.....	58	A10101	03/09	179.586	182.733	181.965	181.148	181.332
Furniture retailing.....	58	B	03/09	146.529	146.090	146.599	138.088	135.093
Furniture retailing.....	58	B1	03/09	146.529	146.090	146.599	138.088	135.093
Furniture retailing.....	58	B101	03/09	146.529	146.090	146.599	138.088	135.093
Furniture retailing.....	58	B10101	03/09	146.529	146.090	146.599	138.088	135.093
Flooring and floor coverings retailing.....	58	C	03/09	130.870	131.521	132.590	133.495	133.843
Flooring and floor coverings retailing.....	58	C1	03/09	130.870	131.521	132.590	133.495	133.843
Flooring and floor coverings retailing.....	58	C101	03/09	130.870	131.521	132.590	133.495	133.843
Flooring and floor coverings retailing.....	58	C10101	03/09	130.870	131.521	132.590	133.495	133.843
Hardware and building materials and supplies retailing.....	58	D	03/09	170.311	173.773	174.420	171.557	171.843
Hardware and building materials and supplies retailing.....	58	D1	03/09	170.311	173.773	174.420	171.557	171.843
Hardware and building materials and supplies retailing.....	58	D101	03/09	170.311	173.773	174.420	171.557	171.843
Hardware and building materials and supplies retailing.....	58	D10101	03/09	170.311	173.773	174.420	171.557	171.843
Major household appliance retailing.....	58	E	03/09	131.144	134.121	124.306	130.109	123.235
Major household appliance retailing.....	58	E1	03/09	131.144	134.121	124.306	130.109	123.235
Major household appliance retailing.....	58	E101	03/09	131.144	134.121	124.306	130.109	123.235
Major household appliance retailing.....	58	E10101	03/09	131.144	134.121	124.306	130.109	123.235
Fuels and lubricants retailing.....	58	F	06/09	258.442	247.752	289.102	274.310	286.564
Fuels and lubricants retailing.....	58	F1	06/09	258.442	247.752	289.102	274.310	286.564
Automotive fuels and lubricants retailing.....	58	F101	03/09	336.659	325.888	383.652	357.333	369.129
Automotive fuels and lubricants retailing.....	58	F10101	03/09	336.659	325.888	383.652	357.333	369.129
Household fuels retailing.....	58	F102	03/09	147.401	133.437	147.291	156.442	173.828
Household fuels retailing.....	58	F10201	03/09	147.401	133.437	147.291	156.442	173.828
Cleaning supplies and paper products retailing.....	58	G	03/09	208.098	210.048	210.217	206.538	206.262
Cleaning supplies and paper products retailing.....	58	G1	03/09	208.098	210.048	210.217	206.538	206.262
Cleaning supplies and paper products retailing.....	58	G101	03/09	208.098	210.048	210.217	206.538	206.262
Cleaning supplies and paper products retailing.....	58	G10101	03/09	208.098	210.048	210.217	206.538	206.262
Book retailing.....	58	H	03/09	136.457	137.380	138.090	133.708	134.666
Book retailing.....	58	H1	03/09	136.457	137.380	138.090	133.708	134.666
Book retailing.....	58	H101	03/09	136.457	137.380	138.090	133.708	134.666
Book retailing.....	58	H10101	03/09	136.457	137.380	138.090	133.708	134.666
Other merchandise retailing (partial).....	58	I	03/09	139.403	138.409	138.411	137.258	138.734
Other merchandise retailing (partial).....	58	I1	03/09	139.403	138.409	138.411	137.258	138.734
Other merchandise retailing (partial).....	58	I101	03/09	139.403	138.409	138.411	137.258	138.734
Other merchandise retailing (partial).....	58	I10101	03/09	139.403	138.409	138.411	137.258	138.734
Metal treatment services.....	59	—	12/84	235.144	234.504	235.674	234.896	236.211
Metal treatment services.....	59	1	12/84	235.144	234.504	235.674	234.896	236.211
Metal treatment services.....	59	11	12/84	235.144	234.504	235.674	234.896	236.211
Metal plating and polishing.....	59	1101	12/84	257.638	258.443	256.871	256.774	256.774
Metal plating and polishing.....	59	110111	12/84	257.638	258.443	256.871	256.774	256.774
Metal coating and allied services.....	59	1102	12/84	221.200	219.650	219.717	218.066	219.303
Metal coating and allied services.....	59	110222	12/84	221.200	219.650	219.717	218.066	219.303
Metal heat treating.....	59	1103	06/85	208.579	208.579	215.477	216.162	219.007
Metal heat treating.....	59	110349	06/06	164.983	164.983	170.439	170.981	173.231
Mining services.....	60	—	06/85	262.089	264.205	262.287	265.435	265.922
Mining services.....	60	1	06/85	262.089	264.205	262.287	265.435	265.922
Mining services.....	60	11	06/85	262.089	264.205	262.287	265.435	265.922
Support activities for coal mining.....	60	1102	06/85	222.829	223.074	223.242	222.889	222.889
Support activities for coal mining.....	60	110201	06/85	222.829	223.074	223.242	222.889	222.889
Drilling oil and gas wells services.....	60	1103	12/85	412.285	412.285	412.285	410.297	409.408
Drilling oil and gas wells services.....	60	110301	12/85	412.285	412.285	412.285	410.297	409.408
Support activities for oil and gas operations.....	60	1104	12/85	216.024	218.511	216.250	220.332	221.070
Support activities for oil and gas operations.....	60	110401	12/85	216.024	218.511	216.250	220.332	221.070
Metal and nonmetallic minerals mining services.....	60	1106	05/23	100.000	100.000	100.000	100.000	100.000
Metal and nonmetallic minerals mining services.....	60	110601	05/23	100.000	100.000	100.000	100.000	100.000
Contract work on textile products, apparel, and leather.....	61	—	06/10	137.304	137.314	137.135	137.127	137.825
Contract work on textile products and apparel.....	61	1	06/10	137.401	137.411	137.224	137.215	137.928

See footnotes at end of table.

Table 9. Producer price indexes for commodity and service groupings and individual items, not seasonally adjusted — Continued

[December 2023, Index base 1982=100, unless otherwise indicated]

Title	Commodity code		Other index base	Unadjusted index ¹				
	Group code	Item code		Aug. 2023	Sept. 2023 ^p	Oct. 2023 ^p	Nov. 2023 ^p	Dec. 2023 ^p
Contract work on textile products and apparel.....	61	11	06/10	137.401	137.411	137.224	137.215	137.928
Contract work on textile products.....	61	1102	06/87	242.571	242.604	242.597	242.567	242.540
Commission finishing of broadwoven fabrics.....	61	110201	06/87	270.377	270.406	270.369	270.335	270.304
Commission finishing of cotton broadwoven fabrics.....	61	1102011	06/08	190.640	190.177	190.184	190.193	190.200
Other commission finishing of broadwoven fabrics (excl. cotton & wool).....	61	1102012	06/08	206.601	206.735	206.699	206.666	206.636
Commission knit or knit & finishing of weft & warp knit fabric.....	61	110204	12/94	138.311	138.494	139.133	139.133	139.133
Contract work on apparel.....	61	1103	06/87	146.971	146.971	146.971	146.971	148.616
Contract work on women's, girls' and infants' apparel.....	61	11031	12/11	113.423	113.423	113.423	—	—
Contract work on men's and boys' (including unisex) apparel.....	61	11032	12/11	125.866	125.866	125.866	125.866	129.256
Contract work on men's and boys' pants, work apparel, and other outerwear.....	61	110321	06/07	122.095	122.095	122.095	122.095	132.969
Contract work on men's and boys' shirts, tailored suits/coats/jackets, & underwear/nightwear.....	61	110323	06/07	138.093	138.093	138.093	—	—
Contract & commission receipts for tanning or finishing leather owned by others.....	61	2	06/11	131.343	131.364	131.556	131.556	131.583
Contract & commission receipts for tanning or finishing leather owned by others.....	61	21	06/11	131.343	131.364	131.556	131.556	131.583
Contract and commission receipts for tanning or finishing leather owned by others.....	61	2101	12/97	173.182	173.210	173.464	173.464	173.499
Contract and commission receipts for tanning or finishing leather owned by others.....	61	210101	12/97	173.182	173.210	173.464	173.464	173.499
Construction (partial).....	80	—	06/09	163.998	164.081	163.601	163.393	163.517
New nonresidential building construction.....	80	1	06/09	173.317	173.413	172.827	172.568	172.698
New nonresidential building construction.....	80	11	06/09	173.317	173.413	172.827	172.568	172.698
New warehouse building construction.....	80	1101	12/04	233.484	233.459	232.651	232.184	232.413
New warehouse building construction.....	80	110101	12/04	233.484	233.459	232.651	232.184	232.413
New school building construction.....	80	1102	12/05	224.153	224.304	223.848	223.939	223.485
New school building construction.....	80	110201	12/05	224.153	224.304	223.848	223.939	223.485
New office building construction.....	80	1103	06/06	204.573	204.399	202.859	202.734	203.140
New office building construction.....	80	110301	06/06	204.573	204.399	202.859	202.734	203.140
New industrial building construction.....	80	1104	06/07	191.746	192.863	192.876	192.720	192.781
New industrial building construction.....	80	110401	06/07	191.746	192.863	192.876	192.720	192.781
New health care building construction.....	80	1105	06/12	158.385	158.412	158.335	157.493	157.881
New health care building construction.....	80	110501	06/12	158.385	158.412	158.335	157.493	157.881
Maintenance and repair of nonresidential buildings (partial).....	80	2	04/09	147.378	147.400	147.482	147.546	147.659
Maintenance and repair of nonresidential buildings (partial).....	80	21	04/09	147.378	147.400	147.482	147.546	147.659
Maintenance and repair of nonresidential buildings (partial).....	80	2101	04/09	147.378	147.400	147.482	147.546	147.659
Maintenance and repair of nonresidential buildings (partial).....	80	210101	04/09	147.378	147.400	147.482	147.546	147.659

¹ All indexes are subject to revision for 4 months after their originally scheduled publication to incorporate late reports and corrections by survey respondents.

² Due to incomplete coverage of the services sector, some services indexes in this table reflect only a portion of their wherever-provided output. These indexes are flagged using the term "partial" at the end of their titles. For more information regarding wherever-provided services indexes, go to <https://www.bls.gov/ppi/wepnotice.htm>. This webpage includes methodology documentation, a table identifying missing coverage areas for those indexes with incomplete coverage, and a concordance table between wherever-provided services indexes and Census product codes.

p Preliminary

"—" Data not available.

Table 10. Producer price indexes and percentage changes for net output of selected industries and industry groups, not seasonally adjusted
 [December 2023]

Title ¹	Index base	Industry code	Unadjusted index ²					Unadjusted 1-month percent change ²	Unadjusted 12-month percent change ²
			Aug. 2023	Sept. 2023 ^p	Oct. 2023 ^p	Nov. 2023 ^p	Dec. 2023 ^p	Nov. to Dec. ^p	Dec. 2022 to Dec. 2023 ^p
Total mining, utilities, and manufacturing industries.....	12/06	AMUM--	160.408	159.474	156.350	155.184	152.787	-1.5	-3.6
Total mining industries.....	12/84	OMIN--	222.791	233.142	229.089	221.740	210.414	-5.1	-18.2
Oil and gas extraction.....	12/85	211--	201.647	217.752	211.124	198.163	179.635	-9.3	-29.7
Mining (except oil & gas).....	12/03	212--	320.578	319.016	321.882	325.130	328.135	0.9	4.4
Mining support activities.....	06/09	213--	123.740	124.732	123.908	125.435	125.677	0.2	2.0
Utilities.....	12/03	221--	213.089	194.484	179.785	183.476	179.629	-2.1	-19.1
Total manufacturing industries.....	12/84	OMFG--	251.093	252.256	248.956	246.256	242.618	-1.5	-1.0
Food mfg.....	12/84	311--	254.485	255.936	255.370	252.471	251.324	-0.5	-1.1
Beverage & tobacco mfg.....	12/03	312--	199.778	199.717	200.879	201.512	200.563	-0.5	5.6
Textile mills.....	12/84	313--	169.601	169.713	169.261	168.730	169.088	0.2	-2.1
Textile product mills.....	12/03	314--	159.236	160.660	159.924	158.817	158.800	0.0	1.1
Apparel manufacturing.....	12/03	315--	127.394	127.746	127.251	127.235	127.800	0.4	1.5
Leather and allied product manufacturing.....	12/84	316--	203.026	203.067	203.140	203.266	203.376	0.1	3.0
Wood product manufacturing.....	12/03	321--	186.758	186.723	182.222	180.789	180.715	0.0	-4.3
Paper manufacturing.....	12/03	322--	182.646	182.580	182.233	181.621	181.007	-0.3	-4.0
Printing and related support activities.....	12/03	323--	160.283	161.108	161.115	162.539	162.562	0.0	4.5
Petroleum and coal products manufacturing.....	12/84	324--	399.072	408.216	374.382	350.899	316.645	-9.8	-12.8
Chemical mfg.....	12/84	325--	352.148	351.989	352.106	350.707	349.102	-0.5	-2.6
Plastics and rubber products mfg.....	12/84	326--	250.301	250.063	250.038	250.237	250.338	0.0	-1.4
Nonmetallic mineral product mfg.....	12/84	327--	287.655	289.090	289.131	289.621	289.703	0.0	5.4
Primary metal mfg.....	12/84	331--	292.592	286.483	280.890	277.903	281.207	1.2	-3.3
Fabricated metal product mfg.....	12/84	332--	278.521	278.287	278.834	278.759	280.135	0.5	2.9
Machinery mfg.....	12/03	333--	179.406	179.868	180.007	180.399	180.454	0.0	4.5
Computer & electronic product mfg.....	12/03	334--	99.464	99.435	99.460	99.582	99.590	0.0	1.8
Electrical equipment, appliance & component mfg.....	12/03	335--	198.211	197.607	197.892	198.321	198.197	-0.1	2.1
Transportation equipment mfg.....	12/03	336--	139.747	139.815	140.431	140.652	140.563	-0.1	1.9
Furniture & related product mfg.....	12/84	337--	269.238	269.205	268.205	268.517	267.966	-0.2	0.5
Miscellaneous mfg.....	12/03	339--	145.002	145.059	145.238	145.551	145.849	0.2	2.9
Material recyclers.....	12/86	429930	400.010	404.993	399.769	404.092	432.377	7.0	12.2
Total trade industries.....	12/06	ATRADE	175.704	174.815	176.889	175.415	174.784	-0.4	1.4
Total wholesale trade industries.....	12/06	AWHLTR	190.993	188.810	191.872	191.788	191.771	0.0	5.0
Merchant wholesalers, durable goods.....	06/04	423--	202.486	200.628	203.340	203.910	204.279	0.2	5.6
Merchant wholesalers, nondurable goods.....	06/05	424--	211.018	208.198	212.027	211.346	210.939	-0.2	4.4
Total retail trade industries.....	12/06	ARETTR	159.962	160.665	161.522	158.331	156.951	-0.9	-3.4
Motor vehicle and parts dealers.....	12/03	441--	184.101	183.502	177.861	175.083	170.692	-2.5	-15.0
Bldg material and garden equip and supp dealers.....	12/03	444--	206.796	207.540	207.549	202.178	202.388	0.1	2.2
Food and beverage stores.....	12/99	445--	263.884	264.877	265.784	264.906	262.204	-1.0	5.0
Furniture, home furnishings, electronics, and appliance retailers.....	12/22	449--	103.670	104.278	106.052	104.222	104.224	0.0	4.2
General merchandise retailers.....	12/03	455--	152.664	152.866	153.148	149.625	149.836	0.1	-2.9
Health and personal care retailers.....	12/03	456--	148.554	147.482	147.344	147.137	145.917	-0.8	0.8
Gasoline stations and fuel dealers.....	12/22	457--	86.315	83.994	94.086	89.410	94.401	5.6	-5.6
Clothing and clothing accessories retailers.....	12/03	458--	147.094	159.940	160.395	153.824	147.611	-4.0	-1.9
Sporting goods and hobby retailers.....	12/03	4591--	131.388	124.536	133.948	127.856	121.799	-4.7	-2.2
Book retailers and news dealers.....	12/03	4592--	134.584	135.073	134.650	135.897	135.897	0.0	5.7
Office supplies, stationary, and gift retailers.....	12/03	4594--	159.563	159.613	160.319	160.427	160.557	0.1	-7.5
Transportation and warehousing industries.....	12/06	ATRNRW	165.179	165.612	168.004	167.466	167.036	-0.3	-1.6
Transportation industries.....	12/06	ATRANS	156.498	156.856	159.631	159.170	158.732	-0.3	-3.1
Air transportation.....	12/92	481--	262.722	250.373	265.267	261.355	263.636	0.9	0.1
Rail transportation.....	12/96	482--	229.422	230.969	233.718	234.578	234.466	0.0	1.0
Water transportation.....	12/03	483--	201.854	199.965	195.440	196.099	195.969	-0.1	-2.4
Truck transportation.....	12/03	484--	181.217	185.728	186.813	187.042	185.256	-1.0	-5.6
Pipeline transportation.....	05/22	486--	110.209	110.031	109.816	109.673	109.676	0.0	3.0
Transportation support activities.....	12/03	488--	135.539	136.596	138.427	137.987	138.560	0.4	-3.7
Delivery and warehouse industries.....	12/06	ADLVWR	206.127	207.463	207.501	206.695	206.434	-0.1	6.5
U.S. Postal Service.....	06/89	491--	292.039	292.039	292.039	292.039	292.039	0.0	8.0
Couriers and messengers.....	12/03	492--	306.736	307.968	308.519	307.012	306.398	-0.2	6.5
Warehousing and storage.....	12/06	493--	141.801	145.463	144.864	143.692	143.486	-0.1	4.2
Services less trade, transportation, and warehousing ³	12/06	ATTDSV	141.128	141.200	141.032	141.166	141.409	0.2	3.8
Information.....	12/06	AINFO-	110.964	110.526	110.984	111.023	112.107	1.0	2.8
Publishing industries.....	12/22	513--	104.739	104.853	105.345	104.339	105.975	1.6	6.0
Broadcasting, except internet.....	12/03	516--	113.923	112.240	115.191	121.139	124.580	2.8	-8.8

See footnotes at end of table.

Table 10. Producer price indexes and percentage changes for net output of selected industries and industry groups, not seasonally adjusted — Continued
 [December 2023]

Title ¹	Index base	Industry code	Unadjusted index ²					Unadjusted 1-month percent change ²	Unadjusted 12-month percent change ²
			Aug. 2023	Sept. 2023 ^p	Oct. 2023 ^p	Nov. 2023 ^p	Dec. 2023 ^p	Nov. to Dec. ^p	Dec. 2022 to Dec. 2023 ^p
Information - Continued									
Telecommunications.....	12/03	517--	108.885	108.031	108.069	108.176	108.677	0.5	2.4
Data processing and related services.....	12/03	5182--	114.775	114.603	114.812	115.043	115.313	0.2	1.7
Selected health care industries.....									
Offices of physicians.....	12/06	ASHC--	140.610	140.404	141.298	141.312	141.351	0.0	2.5
Offices of dentists.....	12/96	6211--	144.138	144.149	144.272	144.270	144.261	0.0	0.3
Medical and diagnostic laboratories.....	06/10	6212--	131.466	131.466	131.434	131.595	131.595	0.0	2.9
Home health care services.....	12/03	6215--	103.850	103.885	103.885	103.830	103.830	0.0	0.7
Blood and organ banks.....	12/96	6216--	162.348	163.032	163.669	163.686	163.686	0.0	4.2
Hospitals.....	06/06	621991	132.783	131.695	132.000	132.792	133.199	0.3	4.1
Nursing care facilities.....	12/92	622--	229.533	228.890	231.107	231.127	231.242	0.0	2.9
Residential developmental disability homes.....	12/03	6231--	177.655	177.265	178.844	178.698	178.713	0.0	4.0
Other selected services less trade, transportation, and warehousing industries.....	12/03	62321-	229.079	229.199	231.012	231.066	231.066	0.0	10.5
Depository credit intermediation.....	12/06	ASTDSV	148.600	148.986	148.169	148.417	148.510	0.1	4.5
Security, commodity contracts and like activity.....	12/03	5221--	137.405	137.490	135.473	139.234	137.921	-0.9	9.5
Insurance carriers and related activities.....	12/03	523--	265.734	265.632	260.032	258.347	261.550	1.2	10.2
Lessors of nonres bldg (exc miniwarehouse).....	12/03	524--	151.763	152.068	152.126	152.146	152.194	0.0	3.1
Lessors of miniwarehouse and self storage units.....	12/03	53112-	141.066	144.209	139.562	142.013	144.199	1.5	4.1
Offices of real estate agents and brokers.....	12/03	53113-	198.829	199.196	197.518	199.409	200.737	0.7	3.3
Real estate property managers.....	12/03	5312--	192.246	192.736	192.874	192.933	193.241	0.2	4.4
Offices of real estate appraisers.....	12/03	53131-	130.866	130.466	130.613	132.010	131.720	-0.2	4.2
Automotive equipment rental and leasing.....	12/03	531320	112.889	111.813	111.409	110.717	111.484	0.7	-4.6
Other heavy machinery rental and leasing.....	06/01	5321--	157.523	151.809	156.273	149.177	147.330	-1.2	-4.1
Legal services.....	12/03	532412	138.267	138.777	139.053	138.924	139.247	0.2	2.0
Offices of certified public accountants.....	12/96	5411--	271.576	271.549	273.602	273.104	273.508	0.1	6.3
Other accounting services.....	12/03	541211	139.824	143.535	139.953	139.900	140.692	0.6	4.6
Architectural, engineering and related services.....	12/03	541219	156.506	155.649	155.649	155.649	155.649	0.0	7.6
Management and technical consulting services.....	12/96	5413--	189.137	189.103	190.574	190.585	190.589	0.0	3.0
Advertising agencies.....	06/06	5416--	129.281	133.334	130.586	130.594	131.900	1.0	3.1
Employment services.....	12/03	54181-	123.854	123.883	123.833	123.787	123.757	0.0	0.5
Travel agencies.....	12/96	5613--	159.886	159.375	159.663	159.874	160.145	0.2	0.6
Security guards and patrol services.....	12/03	56151-	108.982	109.326	108.838	108.806	108.532	-0.3	3.3
Janitorial services.....	12/04	561612	161.668	161.474	162.779	162.452	166.294	2.4	9.7
Waste collection.....	12/03	56172-	137.643	134.494	134.385	134.556	134.601	0.0	-0.8
Amusement and theme parks.....	12/03	5621--	184.454	185.942	185.985	186.801	185.050	-0.9	7.8
Golf courses and country clubs.....	06/06	71311-	202.739	202.996	215.862	219.084	223.548	2.0	6.1
Fitness and recreational sports centers.....	12/05	71391-	157.746	157.729	157.823	161.559	163.529	1.2	7.9
Accommodation.....	12/04	71394-	117.049	117.061	117.365	117.754	120.404	2.3	6.0
Commercial machinery repair and maintenance.....	12/96	721--	197.144	195.650	194.911	191.476	183.689	-4.1	-3.2
	06/06	8113--	188.132	191.369	191.369	191.369	191.369	0.0	6.7

¹ Indexes in this table are derived from the net-output-weighted industry price indexes. Because of differences in coverage and aggregation methodology, they will generally not match the movements of similarly titled indexes which are derived from traditional commodity groupings.

² All indexes are subject to revision for 4 months after their originally scheduled publication to incorporate late reports and corrections by survey respondents.

³ Formerly titled "Total traditional service industries."

p Preliminary

-- Data not available.

Table 11. Producer price indexes for net output of selected industries and their products, not seasonally adjusted
 [December 2023]

Title ¹	Industry code	Product code	Index base	Unadjusted index ²				
				Aug. 2023	Sept. 2023 ^p	Oct. 2023 ^p	Nov. 2023 ^p	Dec. 2023 ^p
Logging.....	1133		12/81	212.762	212.647	212.868	210.131	209.654
Logging.....	11331		12/81	212.762	212.647	212.868	210.131	209.654
Logging.....	113310		12/81	212.890	212.775	212.996	210.258	209.781
Primary products.....		113310-P	12/81	221.283	221.163	221.394	218.547	218.051
Secondary products and miscellaneous receipts.....		113310-SM						
Mining								
Total mining industries.....			12/84	222.791	233.142	229.089	221.740	210.414
Oil and gas extraction.....	211		12/85	201.647	217.752	211.124	198.163	179.635
Oil and gas extraction.....	2111		12/85	201.647	217.752	211.124	198.163	179.635
Crude petroleum and natural gas extraction.....	211111		06/02	210.495	227.722	221.796	206.387	184.333
Primary products.....		211111-P	06/84	185.409	200.584	195.364	181.791	162.366
Crude petroleum.....		211111-1	06/84	241.446	266.269	257.270	232.384	201.634
Natural gas (from the wellhead).....		211111-3	06/84	74.655	72.863	74.197	79.988	80.679
Natural gas liquids extraction.....	211112		06/02	152.193	162.178	151.988	152.029	152.220
Primary products.....		211112-P	06/02	151.509	161.449	151.305	151.346	151.536
Natural gas liquids.....		211112-1	06/84	170.475	186.800	173.462	163.213	160.871
Isopentane and natural gasoline.....		211112-11	06/84	264.853	290.431	265.279	243.478	234.292
Propane.....		211112-12	06/84	134.393	147.426	135.973	123.556	131.633
Butane.....		211112-13	06/84	137.560	144.688	132.117	145.794	182.142
Plant condensate, ethane, gas mixtures, and other natural gas liquids.....		211112-14	06/96	174.423	192.680	180.849	167.234	151.815
Residue gas shipped from natural gas liquids plants.....		211112-3	06/84	97.248	93.402	90.718	111.226	116.430
Mining (except oil & gas).....	212		12/03	320.578	319.016	321.882	325.130	328.135
Coal mining.....	2121		12/85	290.435	281.102	288.020	283.689	286.538
Coal mining.....	21211		12/01	312.905	302.851	310.304	305.637	308.708
Coal mining.....	212110		12/22	101.186	97.924	100.342	98.828	99.824
Primary products.....		212110-P	12/22	101.104	97.833	100.258	98.740	99.739
Coal, utility sold.....		212110-1	12/22	102.780	98.724	101.767	99.316	100.621
Bituminous coal and lignite surface mining (utility sold).....		212110-11	12/01	213.207	193.822	214.697	197.409	208.842
Raw bituminous and lignite from surface mining operations (utility sold).....		212110-111	12/01	198.187	193.276	207.350	192.516	191.163
Processed bituminous coal and lignite surface operations (utility sold).....		212110-113	12/01	218.616	194.832	217.825	199.730	215.024
Bituminous coal underground mining (utility sold).....		212110-12	12/01	449.343	443.909	440.888	443.852	439.773
Raw bituminous coal shipped from underground mining operations (utility sold).....		212110-121	12/22	109.569	110.882	110.572	112.292	112.818
Processed bituminous coal shipped from underground mines (utility sold).....		212110-123	12/01	507.141	499.225	495.527	498.198	492.567
Coal exports.....		212110-4	12/22	90.215	88.671	89.394	89.845	90.539
Coal non-utility sold (including anthracite).....		212110-5	12/79	435.936	449.645	440.691	467.946	458.731
Secondary products and miscellaneous receipts.....		212110-SM						
Metal ore mining.....	2122		12/84	412.359	414.674	419.464	433.680	440.568
Iron ore mining.....	21221		12/84	205.176	206.222	203.859	200.079	200.079
Iron ore mining.....	212210		12/84	205.176	206.222	203.859	200.079	200.079
Primary products.....		212210-P	12/84	210.100	211.171	208.751	204.881	204.881
Iron ore (including crude, concentrates, agglomerates and pellets).....		212210-0	12/97	217.813	218.923	216.415	212.402	212.402
Copper, nickel, lead & zinc mining.....	21223		06/88	395.658	400.350	401.155	447.482	464.280
Copper, nickel, lead and zinc mining.....	212230		06/88	407.569	412.406	413.241	460.971	478.281
Primary products.....		212230-P	12/03	352.789	358.459	361.125	406.012	423.298
Secondary products and miscellaneous receipts.....		212230-SM						
Nonmetallic mineral mining & quarrying.....	2123		12/84	375.127	376.889	375.567	377.002	377.787
Stone mining & quarrying.....	21231		12/84	423.058	423.402	423.411	423.829	425.313
Dimension stone mining and quarrying.....	212311		06/85	361.927	361.927	361.927	361.927	361.927
Primary products.....		212311-P	06/85	350.177	350.177	350.177	350.177	350.177
Dimension stone.....		212311-0	06/85	350.177	350.177	350.177	350.177	350.177
Secondary products and miscellaneous receipts.....		212311-SM						
Crushed and broken limestone mining.....	212312		12/83	432.799	433.672	433.685	434.350	436.708
Primary products.....		212312-P	12/83	439.392	440.314	440.329	441.030	443.522
Crushed and broken limestone.....		212312-0	12/83	439.392	440.314	440.329	441.030	443.522
Secondary products and miscellaneous receipts.....		212312-SM						
Crushed and broken granite mining.....	212313		12/83	543.877	542.281	542.281	542.281	542.281
Primary products.....		212313-P	12/83	543.517	541.922	541.922	541.922	541.922
Crushed and broken granite.....		212313-0	12/83	543.517	541.922	541.922	541.922	541.922
Secondary products and miscellaneous receipts.....		212313-SM						

See footnotes at end of table.

Table 11. Producer price indexes for net output of selected industries and their products, not seasonally adjusted — Continued
 [December 2023]

Title ¹	Industry code	Product code	Index base	Unadjusted index ²				
				Aug. 2023	Sept. 2023 ^P	Oct. 2023 ^P	Nov. 2023 ^P	Dec. 2023 ^P
Other crushed and broken stone mining.....	212319		12/83	358.191	358.191	358.191	358.191	358.191
Primary products.....		212319-P	12/83	366.479	366.479	366.479	366.479	366.479
Bituminous limestone and sandstone, and other crushed and broken stone.....		212319-0	12/83	366.479	366.479	366.479	366.479	366.479
Secondary products and miscellaneous receipts.....		212319-SM						
Sand/gravel/clay/refractory minerals mining.....	21232		12/03	246.126	246.293	246.176	246.689	246.782
Construction sand and gravel mining.....	212321		06/82	501.191	501.557	501.061	501.946	502.121
Primary products.....		212321-P	06/82	511.165	511.526	510.836	511.837	512.022
Construction sand and gravel (run of pit/bank, washed, screened, etc).....		212321-0	06/82	511.165	511.526	510.836	511.837	512.022
Construction sand and gravel, Midwest.....		212321-02	12/12	192.350	192.388	191.723	192.538	192.538
Construction sand and gravel, West.....		212321-04	12/12	177.135	177.364	177.301	177.488	177.617
Secondary products and miscellaneous receipts.....		212321-SM						
Miscellaneous receipts.....		212321-M	06/82	472.861	472.861	472.861	472.861	472.861
Kaolin, clay, and ceramic and refractory minerals mining.....	212323		12/22	108.664	108.714	108.894	109.265	109.318
Primary products.....		212323-P	12/22	108.665	108.715	108.895	109.267	109.319
Kaolin and ball clay.....		212323-1	06/84	281.061	281.061	—	—	—
Bentonite.....		212323-2	06/84	228.891	228.891	232.230	233.389	233.389
Secondary products and miscellaneous receipts.....		212323-SM						
Other nonmetallic mineral mining & quarrying.....	21239		12/84	269.950	276.865	271.127	275.574	275.981
Other nonmetallic mineral mining and quarrying.....	212390		12/22	92.317	94.682	92.719	94.240	94.379
Primary products.....		212390-P	12/22	92.317	94.681	92.719	94.240	94.379
Rock salt.....		212390-5	12/84	428.893	428.893	428.893	—	—
All other nonmetallic minerals, including gypsum.....		212390-9	06/85	384.488	385.825	371.148	395.799	395.799
Secondary and miscellaneous.....		212390-SM						
Mining support activities.....	213		06/09	123.740	124.732	123.908	125.435	125.677
Mining support activities.....	2131		06/09	123.740	124.732	123.908	125.435	125.677
Mining support activities.....	21311		06/09	123.740	124.732	123.908	125.435	125.677
Drilling oil and gas wells.....	213111		12/85	409.321	409.321	409.321	407.586	406.859
Primary services.....		213111-P	12/85	406.540	406.540	406.540	404.818	404.095
Oil and gas well directional drilling control.....		213111-03	12/03	143.326	143.326	143.326	143.326	139.711
Drilling oil and gas wells, including drilling in, spudding in or tailing in.....		213111-04	12/85	401.355	401.355	401.355	400.769	400.769
Reworking oil and gas wells.....		213111-05	12/92	389.628	389.628	389.628	376.492	376.492
Support activities for oil and gas operations.....	213112		12/85	211.505	213.907	211.906	215.924	216.640
Primary services.....		213112-P	12/85	213.823	216.360	214.235	218.504	219.225
Oil and gas field support services.....		213112-0	12/85	213.823	216.360	214.235	218.504	219.225
Secondary products and miscellaneous receipts.....		213112-SM						
Support activities for coal mining.....	213113		06/85	220.861	221.104	221.271	220.920	220.920
Primary services.....		213113-P	06/85	222.770	223.015	223.183	222.830	222.830
Coal mining services.....		213113-0	06/85	222.770	223.015	223.183	222.830	222.830
Support activities for metal and nonmetallic minerals mining.....	213118		05/23	100.000	100.000	100.000	100.000	100.000
Primary services.....		213118-P	05/23	100.000	100.000	100.000	100.000	100.000
Support activities for metal and nonmetallic minerals mining.....		213118-1	05/23	100.000	100.000	100.000	100.000	100.000
Utilities.....	221		12/03	213.089	194.484	179.785	183.476	179.629
Electric power generation, transmission, and distribution.....	2211		12/03	219.378	196.583	178.130	181.134	176.104
Electric power generation.....	22111		12/03	280.523	201.893	158.335	168.882	154.875
Electric power generation.....	221110		12/03	280.482	201.846	158.284	168.833	154.824
Primary products.....		221110-P	12/03	290.312	208.023	162.450	173.510	158.837
Utilities.....		221110-4	12/03	191.652	170.345	169.583	172.205	163.638
Non-utilities.....		221110-5	12/03	360.285	227.878	144.423	162.441	143.205
Secondary products and miscellaneous receipts.....		221110-SM						
Electric power transmission, control, and distribution.....	22112		12/03	191.610	192.170	184.310	184.158	182.900
Electric bulk power transmission and control.....	221121		12/03	209.490	212.683	213.537	213.746	212.570
Primary products.....		221121-P	12/03	209.966	213.165	214.022	214.231	213.052
Electric bulk power transmission and control.....		221121-3	12/03	209.966	213.165	214.022	214.231	213.052
Electric power distribution.....	221122		12/03	191.085	191.545	183.346	183.183	181.919
Primary products.....		221122-P	12/90	237.396	237.862	227.384	226.009	225.951
Residential electric power.....		221122-41	12/90	231.031	231.000	224.551	223.050	223.032
New England residential electric power.....		221122-411	12/90	209.383	209.818	219.861	219.861	219.861
Middle Atlantic residential electric power.....		221122-412	12/90	184.835	184.839	181.082	182.938	179.895
East North Central residential electric power.....		221122-413	12/90	226.564	226.584	215.306	216.944	219.307
West North Central residential electric power.....		221122-414	12/90	179.502	174.035	159.181	159.039	156.284
South Atlantic residential electric power.....		221122-415	12/90	220.692	222.600	212.575	212.367	212.860
East South Central residential electric power.....		221122-416	12/90	240.411	236.755	237.321	236.102	236.311

See footnotes at end of table.

Table 11. Producer price indexes for net output of selected industries and their products, not seasonally adjusted — Continued
 [December 2023]

Title ¹	Industry code	Product code	Index base	Unadjusted index ²				
				Aug. 2023	Sept. 2023 ^P	Oct. 2023 ^P	Nov. 2023 ^P	Dec. 2023 ^P
Electric power distribution - Continued								
West South Central residential electric power.....		221122-417	12/90	246.846	247.903	243.547	231.552	232.762
Mountain residential electric power.....		221122-418	12/90	179.686	177.307	178.010	173.736	174.182
Pacific residential electric power.....		221122-419	12/90	341.131	342.763	332.923	333.057	333.016
Commercial electric power.....		221122-42	12/90	232.171	233.107	219.938	218.073	217.711
New England commercial electric power.....		221122-421	12/90	243.186	244.145	249.202	249.202	249.202
Middle Atlantic commercial electric power.....		221122-422	12/90	185.165	188.488	170.419	170.969	169.524
East North Central commercial electric power.....		221122-423	12/90	217.147	217.218	203.351	204.592	206.435
West North Central commercial electric power.....		221122-424	12/90	168.862	163.091	152.056	151.147	145.415
South Atlantic commercial electric power.....		221122-425	12/90	173.898	176.309	174.263	172.881	173.602
East South Central commercial electric power.....		221122-426	12/90	211.550	209.301	205.960	205.717	203.815
West South Central commercial electric power.....		221122-427	12/90	246.790	249.651	238.356	225.876	225.934
Mountain commercial electric power.....		221122-428	12/90	164.787	160.319	162.363	160.126	161.171
Pacific commercial electric power.....		221122-429	12/90	430.996	434.322	385.687	383.606	383.443
Industrial electric power.....		221122-43	12/90	265.285	266.049	250.272	250.508	251.081
New England industrial electric power.....		221122-431	12/90	173.440	162.983	148.090	158.279	178.194
Middle Atlantic industrial electric power.....		221122-432	12/90	182.393	184.239	192.100	189.650	190.130
East North Central industrial electric power.....		221122-433	12/90	394.029	391.023	361.959	373.616	382.335
West North Central industrial electric power.....		221122-434	12/90	198.871	187.693	175.833	167.396	165.284
South Atlantic industrial electric power.....		221122-435	12/90	166.156	169.010	168.663	168.491	169.239
East South Central industrial electric power.....		221122-436	12/90	210.420	208.309	201.731	200.136	198.679
West South Central industrial electric power.....		221122-437	12/90	294.715	293.451	287.232	274.661	274.322
Mountain industrial electric power.....		221122-438	12/90	203.591	225.745	182.408	200.219	187.927
Pacific industrial electric power.....		221122-439	12/90	361.979	363.377	333.421	327.261	327.389
Transportation electric power.....		221122-45	12/10	133.231	134.823	129.752	129.038	129.219
Secondary products and miscellaneous receipts.....		221122-SM						
Miscellaneous receipts.....		221122-M	12/90	189.202	189.957	190.773	190.773	190.774
Natural gas distribution.....	2212		12/03	164.122	163.290	164.279	170.063	171.071
Natural gas distribution.....	22121		12/03	164.122	163.290	164.279	170.063	171.071
Natural gas distribution.....	221210		12/03	164.069	163.238	164.226	170.009	171.016
Primary products.....		221210-P	12/90	269.564	268.136	269.230	279.167	280.898
Natural gas to ultimate consumers.....		221210-11	12/90	262.790	261.304	261.446	272.436	274.622
Residential natural gas.....		221210-112	12/90	270.956	268.668	268.500	280.022	279.981
New England residential natural gas.....		221210-1121	06/12	133.630	132.420	134.049	179.007	178.794
Middle Atlantic residential natural gas.....		221210-1122	06/12	148.580	148.435	145.394	146.270	149.876
East North Central residential natural gas.....		221210-1123	06/12	138.313	135.919	135.031	141.072	139.334
West North Central residential natural gas.....		221210-1124	06/12	135.829	135.648	135.588	137.321	138.917
South Atlantic residential natural gas.....		221210-1125	06/12	133.228	132.776	135.140	135.966	138.573
East South Central residential natural gas.....		221210-1126	06/12	113.104	99.949	100.975	106.796	108.107
West South Central residential natural gas.....		221210-1127	06/12	182.699	184.024	190.821	199.732	198.107
Mountain residential natural gas.....		221210-1128	06/12	204.477	204.645	204.379	202.520	202.822
Pacific residential natural gas.....		221210-1129	06/12	171.535	170.138	170.662	182.250	175.563
Commercial natural gas.....		221210-113	12/90	252.457	247.000	251.934	272.774	272.768
New England commercial natural gas.....		221210-1131	06/12	117.915	114.107	116.074	181.633	181.424
Middle Atlantic commercial natural gas.....		221210-1132	06/12	127.528	127.205	126.362	129.001	130.586
East North Central commercial natural gas.....		221210-1133	06/12	132.554	121.827	132.756	141.854	144.412
West North Central commercial natural gas.....		221210-1134	06/12	142.739	141.957	141.673	145.157	149.261
South Atlantic commercial natural gas.....		221210-1135	06/12	124.711	122.618	125.554	124.223	125.705
East South Central commercial natural gas.....		221210-1136	06/12	123.186	116.205	112.808	115.940	118.777
West South Central commercial natural gas.....		221210-1137	06/12	187.884	189.057	198.728	207.688	207.149
Mountain commercial natural gas.....		221210-1138	06/12	226.781	228.281	226.933	222.075	222.532
Pacific commercial natural gas.....		221210-1139	06/12	171.799	170.961	170.559	206.091	192.433
Industrial natural gas.....		221210-114	12/90	212.316	209.381	209.239	221.721	227.874
New England industrial natural gas.....		221210-1141	09/16	112.876	108.970	111.676	181.530	181.378
Middle Atlantic industrial natural gas.....		221210-1142	09/16	159.425	158.745	133.692	137.441	138.864
East North Central industrial natural gas.....		221210-1143	06/12	112.321	112.904	111.373	122.203	130.281
West North Central industrial natural gas.....		221210-1144	06/12	171.729	173.536	172.195	174.060	176.372
South Atlantic industrial natural gas.....		221210-1145	09/16	141.967	142.440	141.888	148.365	150.207
East South Central industrial natural gas.....		221210-1146	09/16	117.868	109.947	106.898	110.803	112.748
West South Central industrial natural gas.....		221210-1147	09/16	153.720	148.969	158.335	166.683	167.482
Mountain industrial natural gas.....		221210-1148	09/16	185.752	186.034	185.262	180.560	180.560
Pacific industrial natural gas.....		221210-1149	09/16	154.863	152.939	150.687	159.776	170.547
To electric power.....		221210-115	12/90	226.833	228.132	226.867	231.813	236.298
Delivered to ultimate consumers for the account of others (transportation only)....		221210-12	12/90	277.700	276.780	283.387	285.905	284.731
Industrial consumer.....		221210-122	12/90	252.865	253.225	260.486	262.072	264.128
Other consumers.....		221210-123	12/90	589.994	586.367	598.669	605.004	598.153
Secondary products and miscellaneous receipts.....		221210-SM						
Miscellaneous receipts.....		221210-M	12/90	189.665	189.370	189.947	190.376	190.483

See footnotes at end of table.

Table 11. Producer price indexes for net output of selected industries and their products, not seasonally adjusted — Continued
[December 2023]

Title ¹	Industry code	Product code	Index base	Unadjusted index ²				
				Aug. 2023	Sept. 2023 ^P	Oct. 2023 ^P	Nov. 2023 ^P	Dec. 2023 ^P
Construction industries								
New industrial building construction.....	236211		06/07	191.271	192.381	192.393	192.239	192.298
Primary products.....		236211-P	06/07	191.271	192.381	192.393	192.239	192.298
New warehouse building construction.....	236221		12/04	233.850	233.824	233.017	232.504	232.750
Primary products.....		236221-P	12/04	233.850	233.824	233.017	232.504	232.750
New school building construction.....	236222		12/05	224.159	224.313	223.868	223.958	223.508
Primary products.....		236222-P	12/05	224.159	224.313	223.868	223.958	223.508
New office building construction.....	236223		06/06	205.599	205.426	203.873	203.748	204.089
Primary products.....		236223-P	06/06	205.599	205.426	203.873	203.748	204.089
New health care building construction.....	236224		06/12	158.446	158.470	158.394	157.511	157.897
Primary products.....		236224-P	06/12	158.446	158.470	158.394	157.511	157.897
Concrete contractors, nonresidential building work.....	23811X		12/07	173.207	173.229	176.405	176.487	176.935
Primary products.....		23811X-P	12/07	173.207	173.229	176.405	176.487	176.935
Roofing contractors, nonresidential building work.....	23816X		12/07	205.672	205.249	206.040	206.400	206.206
Primary products.....		23816X-P	12/07	205.672	205.249	206.040	206.400	206.206
Electrical contractors, nonresidential building work.....	23821X		12/07	167.194	167.351	166.315	166.315	166.330
Primary products.....		23821X-P	12/07	167.194	167.351	166.315	166.315	166.330
Plumbing, heating and air-conditioning contractors, nonresidential building work.....	23822X		12/07	176.126	176.171	177.029	176.460	176.593
Primary products.....		23822X-P	12/07	176.126	176.171	177.029	176.460	176.593
Manufacturing								
Total manufacturing industries.....			12/84	251.093	252.256	248.956	246.256	242.618
Food mfg.....	311		12/84	254.485	255.936	255.370	252.471	251.324
Animal food mfg.....	3111		12/03	214.423	212.926	210.783	211.152	210.623
Animal food mfg.....	31111		12/03	215.657	214.151	211.996	212.367	211.836
Dog and cat food manufacturing.....	311111		12/85	296.777	296.776	296.774	296.774	296.774
Primary products.....		311111-P	12/85	304.401	304.401	304.401	304.401	304.401
Dog food.....		311111-1	12/85	317.015	317.015	317.015	317.015	317.015
Canned dog food.....		311111-11	12/98	250.149	250.149	250.149	250.149	250.149
Dry and semi moist dog food.....		311111-14	12/11	144.233	144.233	144.233	144.233	144.233
Cat food.....		311111-4	12/85	286.246	286.246	286.246	286.246	286.246
Canned cat food.....		311111-44	12/11	166.326	166.326	166.326	166.326	166.326
Dry and semi moist cat food.....		311111-45	12/98	238.810	238.810	238.810	238.810	238.810
Secondary products and miscellaneous receipts.....		311111-SM						
Miscellaneous receipts.....		311111-M1	12/10	140.857	140.857	140.857	140.857	140.857
Other animal food manufacturing.....	311119		12/80	233.692	230.830	226.733	227.438	226.427
Primary products.....		311119-P	12/80	227.664	224.740	220.565	221.356	220.324
Complete swine feed, supplements, concentrates, and premixes.....		311119-B	12/11	120.807	120.746	119.117	118.413	118.087
Complete beef cattle feed, supplements, concentrates, and premixes.....		311119-H	12/11	125.099	123.371	121.354	121.060	120.930
Poultry, exc. chicken and turkey, and livestock, exc. cattle and swine, feed.....		311119-N	12/80	347.968	347.979	347.997	349.371	350.067
Pet (excluding dog and cat), laboratory, and fur animal feed.....		311119-R	06/91	253.386	252.749	251.394	250.064	250.974
Chicken and turkey feed, supplements, concentrates, and premixes.....		311119-1	12/80	190.216	186.555	179.739	181.402	177.578
Complete dairy cattle feed, supplements, concentrates, and premixes.....		311119-5	12/11	121.159	119.196	118.890	120.271	121.868
Other prepared animal feeds, including feeding materials and adjuncts.....		311119-9	12/80	288.751	283.213	276.927	274.778	274.981
Secondary products and miscellaneous receipts.....		311119-SM						
Miscellaneous receipts.....		311119-M	12/80	278.330	278.085	276.596	268.751	268.255
Secondary products.....		311119-S	12/80	378.831	378.831	378.831	378.831	378.948
Grain & oilseed milling.....	3112		12/03	195.217	191.900	188.007	186.460	185.479
Flour milling & malt mfg.....	31121		12/03	212.732	210.913	207.754	206.022	207.283
Flour milling.....	311211		06/83	241.383	240.695	236.805	235.133	237.095
Primary products.....		311211-P	06/83	245.371	244.645	240.559	238.787	240.872
Prepared flour mixes, including refrigerated and frozen doughs and batters, made in flour mills.....		311211-A	06/83	262.201	262.201	261.504	261.504	261.504
Wheat flour (except flour mixes), made in flour mills.....		311211-1	06/83	259.852	261.560	257.570	256.849	261.105
Wheat mill products, except flour.....		311211-4	06/83	159.416	157.730	151.751	147.796	150.382
Corn mill products.....		311211-7	06/83	221.797	216.379	213.924	212.015	211.571
Other grain mill products.....		311211-9	06/83	304.448	304.635	297.126	293.586	289.964
Secondary products and miscellaneous receipts.....		311211-SM						
Miscellaneous receipts.....		311211-M	06/92	138.288	138.213	136.126	136.803	135.500
Rice milling.....	311212		06/84	249.557	242.827	238.944	235.496	235.843
Primary products.....		311212-P	06/84	248.738	242.030	238.159	234.723	235.069
Milled rice and byproducts.....		311212-0	12/03	239.532	233.073	229.345	226.036	226.369

See footnotes at end of table.

Table 11. Producer price indexes for net output of selected industries and their products, not seasonally adjusted — Continued
 [December 2023]

Title ¹	Industry code	Product code	Index base	Unadjusted index ²				
				Aug. 2023	Sept. 2023 ^P	Oct. 2023 ^P	Nov. 2023 ^P	Dec. 2023 ^P
Rice milling - Continued								
Milled rice (incl second heads, screenings, brewers, bran, sharps, rice flour, and byproducts).....		311212-04	06/03	269.135	260.435	253.162	246.532	244.133
Head rice not packaged with other ingredients.....		311212-06	12/11	140.299	136.296	135.236	133.929	135.255
Malt manufacturing.....	311213		06/85	203.333	203.371	203.495	203.506	203.506
Primary products.....		311213-P	06/85	200.398	200.436	200.560	200.572	200.572
Malt and malt byproducts.....		311213-0	06/85	200.398	200.436	200.560	200.572	200.572
Secondary products and miscellaneous receipts.....		311213-SM1						
Starch & vegetable fats & oils mfg.....	31122		12/03	195.279	190.670	185.585	183.797	181.788
Wet corn milling and starch manufacturing.....	311221		06/85	270.378	264.749	261.616	258.921	256.490
Primary products.....		311221-P	06/85	297.987	291.721	288.187	285.064	283.041
Wet process corn byproducts.....		311221-A	06/85	302.777	304.684	269.177	279.302	279.766
Corn sweeteners, made by wet milling.....		311221-1	06/85	294.932	283.231	282.861	266.979	261.537
Manufactured starch, made by wet milling.....		311221-4	06/85	377.132	372.212	378.222	366.413	368.610
Secondary products and miscellaneous receipts.....		311221-SM						
Soybean and other oilseed processing.....	311224		12/11	111.007	108.754	105.165	103.633	102.531
Primary products.....		311224-P	12/11	95.641	94.447	92.619	92.946	92.108
Cottonseed cake, meal, hulls, and other byproducts.....		311224-B	06/85	572.741	556.889	554.797	563.011	555.162
Cottonseed cake and meal.....		311224-B1	12/11	124.287	116.220	115.591	118.913	118.913
Soybean oil.....		311224-3	12/79	230.493	228.474	211.530	201.530	199.964
Crude soybean oil, degummed, made from soybeans crushed in the same establishment.....		311224-31	05/88	186.082	184.826	179.123	176.000	173.999
Soybean oil, all other types.....		311224-32	12/03	295.887	292.910	262.942	245.004	243.753
Soybean cake, meal, and other byproducts.....		311224-4	12/79	137.963	134.705	131.152	136.101	135.921
Soybean cake and meal.....		311224-41	12/09	94.775	92.410	90.724	94.707	94.645
Other soybean products, including isolates and concentrates.....		311224-42	12/09	206.523	203.812	185.655	183.169	181.870
Cotton linters.....		311224-7	06/85	176.355	113.929	111.797	111.797	106.619
Other crude and refined vegetable oils and other vegetable mill products.....		311224-9	12/11	195.450	196.161	194.373	194.178	194.309
Other crude vegetable oils, including linseed, peanut, sunflower, safflower, etc.....		311224-91	01/99	381.609	382.054	380.476	380.031	379.305
Other vegetable oil mill products, including all oil seed cake and meal.....		311224-93	12/85	306.458	308.206	303.818	303.769	305.243
Secondary products and miscellaneous receipts.....		311224-SM						
Miscellaneous products.....		311224-M	12/11	83.782	86.785	89.450	93.491	100.449
Fats and oils refining and blending.....	311225		12/81	387.034	373.738	365.770	370.066	365.165
Primary products.....		311225-P	12/81	407.333	392.021	381.286	386.495	380.004
Shortening and cooking oils.....		311225-2	12/81	388.803	370.957	357.680	364.122	356.094
Margarine, butter blends, and butter substitutes.....		311225-4	02/04	165.364	163.793	-	-	-
Secondary products and miscellaneous receipts.....		311225-SM						
Secondary products.....		311225-S	02/04	180.813	176.883	-	-	-
Breakfast cereal manufacturing.....	31123		12/03	172.777	172.777	172.777	172.777	172.777
Breakfast cereal manufacturing.....	311230		12/83	287.388	287.388	287.388	287.388	287.388
Primary products.....		311230-P	12/83	299.813	299.813	299.813	299.813	299.813
Breakfast cereal.....		311230-1	12/83	298.273	298.273	298.273	298.273	298.273
Secondary products and miscellaneous receipts.....		311230-SM						
Sugar & confectionery product mfg.....	3113		12/84	258.417	258.066	258.724	262.466	264.071
Sugar mfg.....	31131		12/03	196.188	192.732	196.027	200.450	200.358
Beet sugar manufacturing.....	311313		06/82	203.826	192.311	195.924	208.037	207.411
Primary products.....		311313-P	06/82	208.676	196.821	200.540	212.902	212.257
Beet sugar.....		311313-0	06/82	212.171	200.118	203.900	216.468	215.813
Secondary products and miscellaneous receipts.....		311313-SM1						
Cane sugar manufacturing.....	311314		12/11	120.274	120.896	122.852	122.961	123.089
Primary products.....		311314-P	12/11	120.443	121.055	123.046	123.148	123.269
Raw cane sugar and sugarcane mill products and byproducts.....		311314-1	06/82	230.889	230.205	239.613	237.897	237.099
Refined granulated cane sugar and byproducts.....		311314-3	06/82	254.091	256.763	256.806	258.441	259.461
Secondary products and miscellaneous receipts.....		311314-SM						
Nonchocolate confectionery mfg.....	31134		12/03	181.931	182.070	182.052	182.752	182.885
Nonchocolate confectionery manufacturing.....	311340		12/03	181.876	182.015	181.997	182.697	182.830
Primary products.....		311340-P	12/03	183.443	183.558	183.558	184.254	184.392
Nonchocolate-type confectioneries.....		311340-5	06/83	280.922	281.165	281.165	282.636	282.926
Other confectionery-type products.....		311340-7	06/91	235.823	235.823	235.823	235.823	235.823
Secondary products and miscellaneous receipts.....		311340-SM						
Secondary products.....		311340-S	12/03	188.021	188.744	188.316	189.377	189.464
Chocolate and confectionery manufacturing.....	31135		12/11	129.248	130.423	129.626	131.622	133.506
Chocolate and confectionery mfg. from cacao.....	311351		12/11	154.159	155.790	154.206	157.559	164.289

See footnotes at end of table.

Table 11. Producer price indexes for net output of selected industries and their products, not seasonally adjusted — Continued
 [December 2023]

Title ¹	Industry code	Product code	Index base	Unadjusted index ²				
				Aug. 2023	Sept. 2023 ^P	Oct. 2023 ^P	Nov. 2023 ^P	Dec. 2023 ^P
Chocolate and confectionery mfg. from cacao - Continued								
Primary products.....		311351-P	12/11	152.800	154.426	152.830	156.190	162.848
Chocolate coatings, made from cacao beans.....		311351-1	12/11	169.811	171.819	170.745	174.810	187.125
Chocolate/chocolate-type confectionery products, made from cacao beans.....		311351-4	12/11	130.249	130.340	130.340	130.340	130.340
Other chocolate and cocoa products, made from cacao beans.....		311351-7	12/11	157.719	160.236	157.552	162.896	172.756
Secondary products and miscellaneous receipts.....		311351-SM1						
Confectionery mfg. from purchased chocolate.....								
Primary products.....	311352	311352-P	12/11	119.055	120.051	119.554	121.027	121.067
Chocolate/confectionery products, made from purchased chocolate.....		311352-3	12/11	119.300	120.382	119.739	121.320	121.339
Secondary products and miscellaneous receipts.....		311352-SM		118.019	119.089	118.453	120.017	120.036
Miscellaneous receipts.....		311352-M	12/11	137.921	137.921	156.285	156.285	156.285
Fruit & vegetable preserving & specialty food mfg.....								
	3114		12/84	254.296	255.457	256.291	256.143	256.501
Frozen food manufacturing.....								
	31141		12/03	179.584	182.247	183.047	183.220	183.341
Frozen fruit and vegetable manufacturing.....								
	311411		06/81	354.877	368.838	372.751	372.281	372.932
Primary products.....		311411-P	06/81	313.121	325.528	328.933	328.342	329.016
Frozen fruits, juices, ades, drinks, and cocktails.....		311411-1	06/81	241.102	257.312	269.979	274.762	275.392
Frozen fruits.....		311411-11	12/90	258.577	259.132	251.317	251.293	252.783
Frozen vegetables.....		311411-4	06/81	350.507	361.882	361.900	359.262	359.974
Frozen vegetables, other than potato products.....		311411-47	12/11	142.694	142.548	142.566	141.786	142.528
Frozen potato products (French-fried, patties, puffs, etc.).....		311411-48	12/11	171.865	181.124	181.124	179.605	179.605
Secondary products and miscellaneous receipts.....		311411-SM						
Miscellaneous receipts.....		311411-M	06/97	708.714	801.347	883.688	914.566	898.098
Frozen specialty food manufacturing.....								
	311412		12/82	202.162	201.611	201.559	202.079	202.052
Primary products.....		311412-P	12/82	206.099	205.546	205.494	206.027	205.999
Frozen dinners (beef, pork, and poultry pies) and nationality foods, incl. frozen pizza.....		311412-1	12/82	186.547	186.327	186.269	186.492	186.461
Other frozen specialties, incl. all whipped topping, waffles, soups, etc., excluding seafood.....		311412-4	06/91	230.252	228.154	228.154	230.114	230.114
Secondary products and miscellaneous receipts.....		311412-SM						
Secondary products.....		311412-S	12/82	190.478	188.115	187.770	187.960	187.953
Fruit & vegetable canning, pickling & drying.....								
	31142		12/03	199.773	199.152	199.631	199.285	199.672
Fruit and vegetable canning.....								
	311421		06/81	293.172	291.777	292.230	292.140	292.879
Primary products.....		311421-P	06/81	288.155	291.552	292.394	293.338	294.287
Canned catsup and other tomato based sauces.....		311421-D	06/81	249.529	256.273	259.770	259.758	260.081
Canned jams, jellies, and preserves.....		311421-G	06/81	262.882	263.163	262.762	262.884	262.955
Canned and fresh fruit juices, nectars, and concentrates.....		311421-K	12/11	140.957	143.551	145.136	147.381	150.149
Pickles and other pickled products, including horseradish.....		311421-Q	06/81	331.202	331.202	327.244	327.272	327.272
Canned fruits, excluding baby foods.....		311421-1	06/81	333.386	334.355	334.709	334.288	331.962
Canned vegetables.....		311421-5	06/81	303.789	304.774	302.199	301.921	301.998
Secondary products and miscellaneous receipts.....		311421-SM						
Miscellaneous receipts.....		311421-M	06/81	265.485	188.256	182.776	166.815	169.842
Secondary products.....		311421-S	06/81	327.824	324.817	324.585	323.338	315.443
Specialty canning.....								
	311422		12/82	343.029	343.029	343.029	343.029	343.029
Primary products.....		311422-P	12/82	366.659	366.659	366.659	366.659	366.659
Canned baby foods and other canned specialty/nationality foods.....		311422-5	06/08	181.740	181.740	181.740	181.740	181.740
Canned soups and stews, excluding frozen and seafood.....		311422-6	12/82	459.793	459.793	459.793	459.793	459.793
Canned dry beans.....		311422-7	12/82	222.295	222.295	222.295	222.295	222.295
Secondary products and miscellaneous receipts.....		311422-SM						
Dried and dehydrated food manufacturing.....								
	311423		12/82	303.070	303.218	306.049	303.183	303.958
Primary products.....		311423-P	12/82	318.692	318.827	321.642	318.284	319.770
Soup mixes (including dried/dehydrated/freeze-dried) and bouillon.....		311423-1	12/82	215.116	215.116	215.116	215.116	215.116
Dried and dehydrated fruits and vegetables, including freeze-dried.....		311423-5	12/82	313.563	313.745	313.905	313.011	315.021
Secondary products and miscellaneous receipts.....		311423-SM						
Dairy product mfg.....								
	3115		12/84	231.588	235.430	240.111	237.978	235.600
Dairy product (except frozen) mfg.....								
	31151		12/03	164.777	167.752	171.396	169.746	167.862
Fluid milk manufacturing.....								
	311511		12/82	289.747	297.006	303.922	303.946	303.138
Primary products.....		311511-P	12/82	265.706	272.713	279.654	279.943	278.315
Yogurt, except frozen.....		311511-A	12/82	183.693	183.608	183.272	182.827	182.884
Perishable dairy product alternatives, including plant-based.....		311511-D	12/91	169.178	169.178	169.284	169.459	169.240
Perishable beverage dairy milk alternatives, including plant-based.....		311511-D1	09/23	—	100.000	100.078	100.078	99.916
All other perishable dairy product alternatives, including plant-based.....		311511-D2	09/23	—	100.000	100.000	100.517	100.517
Fluid milk and cream, bulk sales.....		311511-1	12/91	223.925	233.410	250.618	254.815	242.981
Fluid milk and related products, packaged (incl. cartons, bottles, cans, etc.) excl. U.H.T.....		311511-5	12/82	273.961	284.173	291.864	291.505	291.612
Whole fluid milk, packaged, excluding U.H.T. and flavored.....		311511-51	12/82	252.067	263.412	269.409	272.481	272.729

See footnotes at end of table.

Table 11. Producer price indexes for net output of selected industries and their products, not seasonally adjusted — Continued
 [December 2023]

Title ¹	Industry code	Product code	Index base	Unadjusted index ²				
				Aug. 2023	Sept. 2023 ^P	Oct. 2023 ^P	Nov. 2023 ^P	Dec. 2023 ^P
Fluid milk manufacturing - Continued								
Fluid milk, lowfat, incl. 2.0, 1.0, and 0.5 percent packaged, excl. U.H.T. and flavored.....		311511-52	12/82	280.840	293.269	299.111	294.005	297.775
Fat free or skim milk, packaged, excluding U.H.T. and flavored.....		311511-53	12/82	287.085	298.172	308.223	296.882	304.069
Other fluid milk related products, incl. heavy & light cream, unflavored sour cream, etc.....		311511-59	06/98	241.264	245.195	255.175	258.633	252.301
Cottage cheese (including bakers', pot, and farmers' cheese).....		311511-7	12/82	310.176	310.476	313.330	317.394	317.265
Other packaged milk products incl. flavored milks, eggnog, buttermilk, etc.....		311511-9	12/91	273.884	280.551	286.403	284.545	286.261
Secondary products and miscellaneous receipts.....								
Miscellaneous receipts.....		311511-M	12/82	437.544	440.099	—	—	—
Secondary products.....		311511-S	12/82	281.497	285.986	287.765	285.547	292.604
Creamery butter manufacturing.....								
Primary products.....	311512	311512-P	06/84	187.399	188.475	235.803	193.293	180.926
Creamery butter.....		311512-0	06/84	187.399	188.475	235.803	193.293	180.926
Cheese manufacturing.....								
Primary products.....	311513	311513-P	06/81	200.979	204.069	199.478	197.482	193.762
Raw liquid whey.....		311513-A	12/04	186.156	188.538	197.064	205.009	216.246
Natural cheese (cheddar, Swiss, Italian, brick, cream, grated, dried etc.) excl. cottage cheese.....		311513-1	06/81	176.707	179.738	176.474	173.983	171.774
Natural cheese, except lowfat, shipped in consumer packages or containers (3 lbs. or less).....		311513-1111	12/04	139.868	139.930	140.378	140.401	140.387
Natural cheese, except lowfat, shipped in packages or containers (more than 3 lbs.) or bulk.....		311513-1121	12/04	117.205	121.300	116.595	113.297	110.819
Lowfat natural cheese, except cottage cheese, shipped in consumer packages (3 lbs. or less).....		311513-1131	06/10	113.509	113.964	113.891	113.869	113.852
Lowfat natural cheese, except cottage cheese, shipped in packages (more than 3 lbs.) or in bulk.....		311513-1141	06/10	129.438	133.936	128.132	123.902	119.095
Process cheese and related products.....		311513-4	06/81	191.251	193.600	189.081	190.392	187.467
Process cheese, shipped in consumer packages or containers (3 lbs. or less)...		311513-41	06/10	129.436	130.471	125.204	126.181	125.019
All other process cheese and related products.....		311513-49	06/10	139.396	141.619	140.355	141.229	138.345
Process cheese, shipped in packages or containers (more than 3 lbs.) or in bulk.....		311513-4921	06/10	126.210	127.720	141.191	139.877	137.786
Cheese food, spread, and other related products.....		311513-4961	12/11	120.432	122.747	110.160	112.571	109.671
Secondary products and miscellaneous receipts.....								
Miscellaneous receipts.....		311513-M	06/81	260.530	264.085	264.323	273.654	271.195
Secondary products.....		311513-S	06/81	203.254	205.022	192.580	189.629	174.480
Dry, condensed, and evaporated dairy products.....								
Primary products.....	311514	311514-P	12/83	184.854	186.976	192.381	203.911	205.394
Ice cream mixes and related products.....		311514-A	04/00	150.555	152.484	154.591	156.217	151.279
Dairy product alternatives, including plant-based.....		311514-D	06/92	196.405	196.402	197.389	197.413	197.419
Dry milk products and mixtures.....		311514-1	12/83	149.523	151.891	156.863	175.669	181.661
Milk products, shipped in consumer-type cans, excluding substitutes.....		311514-5	12/83	326.975	327.960	328.425	330.681	329.281
Concentrated milk products shipped in bulk (barrels, drums, and tanks).....		311514-7	12/83	138.933	135.543	140.347	137.872	138.179
Secondary products and miscellaneous receipts.....								
Secondary products.....		311514-SM						
		311514-S	12/83	133.474	138.651	152.067	154.307	142.896
Ice cream and frozen dessert mfg.....								
	31152		12/03	172.550	172.634	172.943	173.010	173.531
Ice cream and frozen dessert manufacturing.....								
Primary products.....	311520	311520-P	06/83	277.251	277.386	277.882	277.989	278.827
Ice cream and frozen dessert manufacturing.....		311520-0	06/83	280.712	280.889	281.413	281.493	282.288
Ice cream, incl. custards (excl. lowfat and nonfat) shipped in bulk (containers 3 gal or more).....		311520-01	06/83	281.467	282.084	285.293	284.896	286.634
Ice cream, incl. custards (excl. lowfat and nonfat) shipped in sizes less than 3 gallons.....		311520-02	06/83	279.279	279.332	279.595	279.846	280.603
Ice cream, including custards (excluding lowfat and nonfat), novelty forms.....		311520-03	06/92	213.262	213.473	213.960	213.940	213.559
Ice cream, including custards, lowfat and nonfat.....		311520-04	12/98	160.770	160.770	160.842	160.914	163.211
Frozen desserts containing fats other than butterfat (incl. soy, rice, almond, oats, etc.).....		311520-06	12/22	105.404	105.263	105.383	105.393	105.291
Other frozen desserts (yogurt, sherbet, water ices, mellorine, frozen pudding, gelato, etc.).....		311520-09	12/98	211.312	211.762	212.217	211.959	213.355
Secondary products and miscellaneous receipts.....								
Miscellaneous receipts.....		311520-SM						
		311520-M	06/83	320.192	322.497	322.087	321.055	322.110
Secondary products.....		311520-S	06/83	191.980	191.064	191.064	191.822	193.463
Animal slaughtering & processing.....								
	31161		12/84	223.324	227.095	225.410	216.730	213.962
Animal, except poultry, slaughtering.....								
Primary products.....	311611	311611-P	12/80	248.037	249.593	248.545	248.775	246.172
Pork, fresh/frozen, unprocessed, all cuts, except sausage, made in slaughtering plants.....		311611-A	12/80	243.900	245.433	244.395	244.652	242.051
Pork, processed or cured, not canned or made into sausage, made in slaughtering plants.....		311611-G	12/80	136.650	133.481	136.373	134.220	131.216
			12/80	266.488	272.059	270.987	266.106	271.894

See footnotes at end of table.

Table 11. Producer price indexes for net output of selected industries and their products, not seasonally adjusted — Continued
 [December 2023]

Title ¹	Industry code	Product code	Index base	Unadjusted index ²				
				Aug. 2023	Sept. 2023 ^p	Oct. 2023 ^p	Nov. 2023 ^p	Dec. 2023 ^p
Animal, except poultry, slaughtering - Continued								
Fresh and processed sausage, deli, and cooked meats, made in slaughtering plants.....		311611-J	12/80	301.630	314.374	322.826	314.924	318.515
Hides, skins, and pelts, made in slaughtering plants.....		311611-Q	12/80	92.131	92.816	86.187	87.645	86.495
Miscellaneous byproducts of slaughtering plants.....		311611-R	12/80	606.032	614.141	589.351	558.627	532.596
Beef, fresh or frozen, not canned or made into sausage, made in slaughtering plants.....		311611-1	12/80	282.740	285.994	284.837	290.209	288.989
Beef, fresh/frozen whole/half carcass, not canned or made into sausage, misp..		311611-10	12/80	294.940	296.635	307.650	293.927	274.946
Beef, fresh/frozen variety meats, not canned or made into sausage, made in slaughtering plants.....		311611-16	12/80	300.370	304.062	298.514	295.202	291.903
Beef, fresh/frozen, primal and subprimal cuts, made in slaughtering plants.....		311611-17	12/95	251.553	254.575	252.801	259.757	260.269
Lamb/mutton, fresh or frozen, not canned or made into sausage, made in slaughtering plants.....		311611-7	12/95	314.831	317.408	321.641	316.562	324.967
Secondary products and miscellaneous receipts.....		311611-SM						
Secondary products.....		311611-S	12/80	162.102	162.899	162.833	160.420	161.988
Meat processed from carcasses.....	311612		12/82	238.928	239.147	236.023	229.948	223.628
Primary products.....		311612-P	12/82	232.627	232.602	229.472	223.695	217.519
Other processed, frozen, or cooked meats, made from purchased carcasses.....		311612-A	12/82	234.586	235.278	231.681	223.255	215.428
Boxed meat (beef, pork, lamb, etc.), made from purchased carcasses.....		311612-A1	06/08	139.466	140.066	139.668	140.028	136.307
Frozen ground meat patties and other processed, frozen, or cooked meats, mfpc.....		311612-A5	09/16	139.636	139.987	137.293	130.571	125.616
Pork, processed or cured, not canned or made into sausage, mfpc.....		311612-1	12/82	178.985	183.424	182.048	171.088	161.990
Pork, sweet-pickled, dry-cured, or dry salt, not canned or made into sausage, mfpc.....		311612-11	09/16	127.217	126.798	125.884	126.508	126.687
Smoked hams and picnics, excluding canned, made from purchased carcasses.....		311612-12	06/08	162.754	165.183	164.017	159.190	162.005
Smoked slab bacon, made from purchased carcasses.....		311612-13	09/16	142.245	136.942	129.151	127.711	119.782
Smoked sliced bacon, made from purchased carcasses.....		311612-14	06/08	161.764	170.850	170.852	149.514	140.092
Other smoked pork, not canned or made into sausage, made from purchased carcasses.....		311612-15	06/08	155.181	155.920	155.710	155.385	154.559
Boiled ham, barbecue pork, and other cooked pork, except canned meats and sausage, mfpc.....		311612-16	06/08	141.001	142.553	140.829	138.750	108.844
Sausage and similar products, excluding canned, made from purchased carcasses.....		311612-4	12/82	261.190	254.829	250.932	255.364	255.631
Fresh sausage (pork sausage, breakfast links, etc.), excluding canned, mfpc....		311612-41	12/82	323.366	310.940	288.078	301.991	306.390
Dry or semidry sausage (salami, cervelat, pepperoni, summer sausage, pork roll, etc), mfpc.....		311612-42	12/82	242.906	244.535	242.649	241.260	238.220
Frankfurters, including wieners, excluding canned, made from purchased carcasses.....		311612-43	12/82	276.469	277.263	277.850	277.921	276.614
Other sausage (smoked or cooked) & jellied goods & similar preparations, excluding canned, mfpc.....		311612-44	12/82	223.856	206.984	219.753	225.081	226.620
Secondary products and miscellaneous receipts.....		311612-SM						
Secondary products.....		311612-S	12/82	238.097	247.394	247.119	234.796	228.303
Rendering and meat byproduct processing.....	311613		12/82	367.213	376.863	371.632	342.491	310.764
Primary products.....		311613-P	12/82	353.378	362.859	357.719	329.669	299.130
Lard, inedible tallow, and other greases, excluding wool grease.....		311613-2	12/82	430.376	446.493	441.875	398.263	366.818
Animal and marine feed and fertilizer byproducts.....		311613-5	12/82	285.626	291.554	286.776	267.693	240.826
Meat and bone meal.....		311613-51	12/82	225.361	230.658	223.699	198.577	154.252
Animal and marine feed and fertilizer byproducts, except meat and bone meal..		311613-52	12/82	367.737	374.444	373.043	363.456	363.292
Secondary products and miscellaneous receipts.....		311613-SM						
Poultry processing.....	311615		12/81	181.420	190.260	189.028	168.658	169.742
Primary products.....		311615-P	12/81	185.271	194.403	193.100	172.177	173.245
Processed poultry and small game (except soups), containing 20 percent or more poultry or meat.....		311615-D	12/81	144.768	158.987	158.637	132.148	128.413
Young chickens, including bulk, chilled, frozen, whole, and in parts.....		311615-1	12/81	207.448	217.026	215.189	192.305	197.918
Turkeys (including frozen, whole, and parts).....		311615-7	12/81	199.524	194.525	191.842	188.677	184.369
Other poultry and small game (including frozen), whole, and parts.....		311615-9	12/90	306.800	306.676	308.547	305.583	315.793
Secondary products and miscellaneous receipts.....		311615-SM						
Secondary products.....		311615-S	12/81	36.372	34.949	36.060	35.626	37.031
Seafood product preparation & packaging.....	3117		12/03	188.589	188.360	186.084	187.360	186.333
Seafood product preparation and packaging.....	31171		12/03	188.589	188.360	186.084	187.360	186.333
Seafood product preparation and packaging.....	311710		12/11	132.018	131.858	130.265	131.158	130.440
Primary products.....		311710-P	12/11	131.703	131.561	129.852	130.769	130.042
Prepared frozen shellfish.....		311710-3	12/96	161.560	159.406	162.445	166.258	168.414
Prepared fresh fish/seafood, inc. surimi/surimi-based products.....		311710-6	12/82	412.235	416.703	412.011	421.778	415.962
Prepared frozen fish.....		311710-7	12/82	310.662	308.945	302.634	303.039	300.205
Other prepared fresh and frozen seafood.....		311710-9	12/96	231.703	231.615	233.132	229.942	229.945
Secondary products and miscellaneous receipts.....		311710-SM						
Secondary products.....		311710-S	12/82	162.583	162.545	178.267	178.133	178.343
Bakeries & tortilla mfg.....	3118		12/03	186.856	188.248	188.349	188.393	188.527

See footnotes at end of table.

Table 11. Producer price indexes for net output of selected industries and their products, not seasonally adjusted — Continued
 [December 2023]

Title ¹	Industry code	Product code	Index base	Unadjusted index ²				
				Aug. 2023	Sept. 2023 ^P	Oct. 2023 ^P	Nov. 2023 ^P	Dec. 2023 ^P
Bread & bakery product mfg.	31181		12/03	199.393	201.510	201.411	201.574	201.798
Retail bakeries.	311811		12/03	229.918	231.490	231.490	231.978	232.477
Primary products.		311811-P	12/99	253.552	255.603	255.603	256.323	256.832
Retail bakery products.		311811-0	12/99	253.552	255.603	255.603	256.323	256.832
Secondary products and miscellaneous receipts.		311811-SM						
Commercial bakeries.	311812		06/80	445.859	451.842	451.546	451.861	452.147
Primary products.		311812-P	06/80	440.837	446.726	446.644	446.961	447.265
Bread (white, wheat, rye, etc.), including frozen.		311812-1	06/80	444.814	449.589	448.798	448.535	449.956
White pan bread.		311812-15	12/11	142.103	143.579	142.939	142.808	143.333
White hearth bread (French, Italian, etc.)		311812-16	12/11	143.938	143.938	144.712	144.925	144.955
Dark wheat breads (whole wheat, cracked wheat, multigrain, etc.)		311812-17	12/11	143.321	142.456	142.022	141.939	142.413
Other variety breads (rye, unleavened, raisin, potato, self-rising, salt-free, canned, etc.)		311812-18	12/11	126.683	130.912	130.945	130.792	131.290
Rolls, bread-type (including muffins, bagels, and croissants), including frozen.		311812-5	06/80	410.805	417.651	418.442	420.090	419.025
Rolls, hamburger and wiener.		311812-51	12/11	128.475	132.128	132.373	132.806	132.842
All other rolls, bread-type (incl. muffins, bagels, and croissants)		311812-59	12/11	150.898	151.960	152.252	152.937	152.192
Soft cakes, excluding frozen.		311812-7	06/80	485.481	496.808	496.126	493.024	494.151
Pies (fruit, cream, and custard), excluding frozen.		311812-8	06/80	—	—	522.680	524.720	528.798
Other sweet goods, excluding frozen.		311812-9	06/80	460.547	461.533	461.454	462.093	462.417
Secondary products and miscellaneous receipts.		311812-SM						
Miscellaneous receipts.		311812-M	06/80	526.242	526.751	—	—	—
Secondary products.		311812-S	06/80	407.517	413.715	411.232	411.044	411.124
Frozen cakes and other pastries manufacturing.	311813		06/91	242.341	241.932	241.934	242.041	242.748
Primary products.		311813-P	12/82	350.088	349.440	349.440	349.440	350.408
Frozen cakes, pies, and other pastries.		311813-0	12/82	350.088	349.440	349.440	349.440	350.408
Secondary products and miscellaneous receipts.		311813-SM						
Secondary products.		311813-S	06/91	192.296	192.253	192.267	—	—
Cookie, cracker & pasta mfg.	31182		12/03	166.890	166.756	167.004	166.844	166.843
Cookie and cracker manufacturing.	311821		06/83	263.266	263.266	263.266	263.366	263.389
Primary products.		311821-P	06/83	261.199	261.199	261.199	261.199	261.199
Crackers, biscuits, and related products.		311821-2	06/83	252.004	252.004	252.004	252.004	252.004
Saltines and all other crackers, cracker meal and crumbs, and biscuits.		311821-24	01/12	101.345	101.345	101.345	101.345	101.345
Cookies, wafers, and ice cream cones and cups (excluding frozen).		311821-4	06/83	266.315	266.315	266.315	266.315	266.315
Secondary products and miscellaneous receipts.		311821-SM						
Secondary products.		311821-S	06/83	278.731	278.731	278.731	279.685	279.906
Dry pasta, dough, and flour mixes manufacturing from purchased flour.	311824		06/85	257.112	256.745	257.421	256.910	256.891
Primary products.		311824-P	12/11	136.071	135.764	136.126	135.841	135.841
Prepared flour mixes (incl refrigerated & frozen doughs & batters) made from purchased flour.		311824-1	06/85	242.517	241.698	241.207	240.447	240.447
Flour mixes (refrigerated & frozen doughs & batters), ex cake mixes, made from purchased flour.		311824-12	06/85	239.507	238.652	238.140	237.347	237.347
Dry macaroni, spaghetti and egg noodle products (excluding canned or frozen).		311824-3	06/85	282.420	282.420	285.838	285.838	285.838
Secondary products and miscellaneous receipts.		311824-SM						
Secondary products.		311824-S	06/85	322.904	329.385	329.412	329.481	328.875
Tortilla mfg.	31183		12/03	174.532	177.523	178.854	178.854	178.854
Tortilla manufacturing.	311830		12/03	174.534	177.525	178.856	178.856	178.856
Primary products.		311830-P	06/91	213.881	217.734	219.409	219.409	219.409
Tortillas, sold in bulk or packages, excluding frozen or canned.		311830-0	06/91	213.881	217.734	219.409	219.409	219.409
Secondary products and miscellaneous receipts.		311830-SM						
Miscellaneous receipts.		311830-M	12/03	135.544	135.544	139.298	139.298	139.298
Secondary products.		311830-S	12/03	181.885	182.139	181.626	181.637	—
Other food manufacturing.	3119		12/03	178.656	178.193	177.306	177.417	177.693
Snack food mfg.	31191		12/03	187.790	186.571	186.667	186.464	186.674
Roasted nuts and peanut butter manufacturing.	311911		12/03	152.401	149.154	149.886	149.358	149.871
Primary products.		311911-P	12/03	152.230	148.742	149.499	148.952	149.795
Nuts and seeds (salted, roasted, cooked, or blanched).		311911-1	06/91	192.749	187.325	188.350	187.640	188.836
Nuts (salted, roasted, cooked, or blanched), sold in bulk.		311911-11	06/91	159.708	154.507	155.535	154.823	155.835
Canned nuts (salted, roasted, cooked, or blanched).		311911-12	06/91	148.185	154.194	152.165	153.909	154.515
All other packaged nuts, including all types of seeds (salted, roasted, cooked, or blanched).		311911-13	06/91	256.209	257.369	256.805	256.939	258.277
Peanut butter.		311911-4	12/85	238.591	242.890	243.433	242.748	242.814
Secondary products and miscellaneous receipts.		311911-SM						
Secondary products.		311911-S	06/91	160.337	165.692	165.692	165.692	165.699
Other snack food manufacturing.	311919		06/91	258.537	258.611	258.239	258.241	258.241
Primary products.		311919-P	12/85	294.815	294.901	294.468	294.470	294.470
Potato chips and sticks, plain and flavored.		311919-1	12/85	286.011	286.011	285.668	285.668	285.668

See footnotes at end of table.

Table 11. Producer price indexes for net output of selected industries and their products, not seasonally adjusted — Continued
 [December 2023]

Title ¹	Industry code	Product code	Index base	Unadjusted index ²				
				Aug. 2023	Sept. 2023 ^P	Oct. 2023 ^P	Nov. 2023 ^P	Dec. 2023 ^P
Other snack food manufacturing - Continued								
Corn chips and related products.....		311919-4	12/85	285.827	285.827	284.967	284.967	284.967
Other chips, sticks (hard pretzels, bacon rinds, popcorn (except candied), etc.)....		311919-7	12/03	205.908	206.122	206.122	206.126	206.126
Secondary products and miscellaneous receipts.....		311919-SM						
Coffee & tea mfg.....	31192		12/03	187.728	188.282	187.919	187.846	188.197
Coffee and tea manufacturing.....	311920		06/81	262.504	263.279	262.771	262.669	263.161
Primary products.....		311920-P	06/81	247.739	248.474	247.992	247.895	248.361
Roasted coffee.....		311920-1	06/81	262.159	263.009	262.516	262.468	262.886
Coffee, concentrated, including coffee substitutes.....		311920-5	06/81	212.457	212.457	212.457	212.457	212.457
Tea in consumer packages.....		311920-7	12/85	185.694	185.918	185.358	184.916	185.838
Secondary products and miscellaneous receipts.....		311920-SM						
Miscellaneous receipts.....		311920-M	12/00	220.466	220.466	220.466	220.466	220.466
Flavoring syrup & concentrate mfg.....	31193		12/03	162.559	162.559	162.559	161.445	161.229
Flavoring syrup and concentrate manufacturing.....	311930		12/85	241.215	241.215	241.215	239.560	239.253
Primary products.....		311930-P	12/85	252.062	252.062	252.062	250.302	250.302
Liquid beverage bases, excluding use by soft drink bottlers.....		311930-1	12/85	314.596	314.596	314.596	307.272	307.272
Soft drink flavoring syrup, sold in bulk.....		311930-6	05/15	138.940	138.940	138.940	138.940	138.940
Other flavoring agents (except chocolate syrups).....		311930-8	12/85	161.663	161.663	161.663	161.663	161.663
Secondary products and miscellaneous receipts.....		311930-SM						
Secondary products.....		311930-S	06/07	169.494	169.494	169.494	-	-
Seasoning & dressing mfg.....	31194		12/03	194.572	194.471	194.441	195.329	195.423
Mayonnaise, dressing, and sauce manufacturing.....	311941		12/03	186.497	186.255	186.233	187.857	188.019
Primary products.....		311941-P	06/81	336.570	336.085	336.041	339.252	339.551
Vinegar and cider.....		311941-1	12/85	185.305	185.305	185.305	185.305	185.305
Prepared sauces, excluding tomato-based sauces and sauces comprised of 20 percent or more meat.....		311941-4	06/81	278.452	278.452	278.379	282.331	282.830
Mayonnaise, salad dressings, and sandwich spreads.....		311941-7	06/81	340.288	339.210	339.210	341.087	341.087
Spoon-type salad dressing incl. mayonnaise, sandwich spreads, refrigerated dressings, semisolid.....		311941-75	06/07	182.603	182.618	182.618	184.281	184.281
Pourable-type salad dressing (reduced calorie, cheese, vinegar and oil, etc.)....		311941-76	06/07	162.564	161.237	161.237	161.237	161.237
Secondary products and miscellaneous receipts.....		311941-SM						
Miscellaneous receipts.....		311941-M	06/94	150.332	150.332	150.332	150.332	150.332
Secondary products.....		311941-S	06/81	284.863	284.863	284.863	285.228	285.441
Spice and extract manufacturing.....	311942		12/03	194.864	194.940	194.901	194.858	194.865
Primary products.....		311942-P	12/03	196.975	197.098	197.043	197.006	197.006
Table salt (evaporated), pepper (white and black), and other spices.....		311942-1	06/85	265.131	264.523	264.983	264.820	264.820
Pepper and other spices in commercial sizes (1 lb or more).....		311942-16	05/17	110.836	109.626	110.346	110.101	110.101
Flavoring extracts, emulsions, liquid flavors, and food colorings.....		311942-6	12/85	363.458	363.458	363.458	363.458	363.458
Dry mix food preparations.....		311942-7	06/91	167.354	167.909	167.569	167.569	167.569
Secondary products and miscellaneous receipts.....		311942-SM						
All other food mfg.....	31199		12/03	163.157	162.728	159.537	160.126	160.767
Perishable prepared food manufacturing.....	311991		12/03	147.115	148.566	145.211	145.794	146.016
Primary products.....		311991-P	12/85	210.840	212.973	207.999	208.862	209.191
Perishable prepared foods.....		311991-0	12/85	210.840	212.973	207.999	208.862	209.191
Secondary products and miscellaneous receipts.....		311991-SM						
Miscellaneous receipts.....		311991-M	12/03	233.443	233.400	233.379	233.379	233.379
All other miscellaneous food manufacturing.....	311999		12/03	169.678	166.951	164.212	164.764	165.857
Primary products.....		311999-P	12/03	166.571	163.936	161.068	161.645	162.534
All other miscellaneous manufactured foods.....		311999-0	12/03	166.571	163.936	161.068	161.645	162.534
Secondary products and miscellaneous receipts.....		311999-SM						
Beverage & tobacco mfg.....	312		12/03	199.778	199.717	200.879	201.512	200.563
Beverage mfg.....	3121		12/84	235.101	234.654	235.424	234.837	233.073
Soft drink & ice mfg.....	31211		12/03	185.659	184.237	184.873	183.722	180.693
Soft drink manufacturing.....	312111		06/81	309.001	306.358	308.629	305.608	299.210
Primary products.....		312111-P	06/81	318.215	315.466	317.650	314.582	307.786
Soft drinks, non-carbonated.....		312111-A	12/00	196.221	193.816	196.731	194.303	170.051
Soft drinks, non-carbonated, all other types.....		312111-A3	06/07	135.273	136.189	136.829	136.138	137.111
Soft drinks, non-carbonated, fruit drinks, cocktails, ades.....		312111-A4	12/11	149.295	146.068	149.030	146.648	118.594
Soft drinks, bottled, canned, glass, plastic, carbonated.....		312111-2	12/11	166.303	165.127	165.694	164.286	168.082
Secondary products and miscellaneous receipts.....		312111-SM						
Miscellaneous receipts.....		312111-M	06/81	221.690	221.617	228.950	226.408	226.676
Secondary products.....		312111-S	06/81	327.578	325.048	331.268	326.471	325.951
Bottled water manufacturing.....	312112		12/03	116.450	116.067	113.556	115.360	116.362
Primary products.....		312112-P	12/03	114.982	114.602	112.104	113.902	114.896

See footnotes at end of table.

Table 11. Producer price indexes for net output of selected industries and their products, not seasonally adjusted — Continued
 [December 2023]

Title ¹	Industry code	Product code	Index base	Unadjusted index ²				
				Aug. 2023	Sept. 2023 ^P	Oct. 2023 ^P	Nov. 2023 ^P	Dec. 2023 ^P
Bottled water manufacturing - Continued								
Bottled water.....		312112-0	12/00	112.896	112.523	110.071	111.836	112.812
Secondary products and miscellaneous receipts.....		312112-SM						
Secondary products.....		312112-S2	09/18	144.883	144.858	145.540	—	—
Ice manufacturing.....	312113		12/85	300.470	301.152	303.046	303.046	304.947
Primary products.....		312113-P	12/85	288.672	289.340	291.193	291.193	293.052
Ice, manufactured (cubed, crushed, etc.), including can or block.....		312113-0	12/03	193.391	193.838	195.080	195.080	196.326
Secondary products and miscellaneous receipts.....		312113-SM						
Miscellaneous receipts.....		312113-M	08/98	221.191	221.191	221.191	221.191	221.191
Breweries.....	31212		12/03	153.576	154.111	155.093	155.152	154.999
Breweries.....	312120		06/82	230.384	231.187	232.658	232.747	232.518
Primary products.....		312120-P	06/82	227.800	228.708	230.373	230.474	230.212
Canned beer and ale case goods.....		312120-1	06/82	238.601	238.874	238.553	238.642	238.400
Bottled beer and ale case goods.....		312120-5	06/82	198.446	198.439	201.781	202.437	201.313
Beer and ale in barrels and kegs.....		312120-7	06/82	312.872	316.115	319.792	319.354	319.598
All other malt beverages and brewing products.....		312120-9	06/82	181.051	179.515	179.602	180.349	180.432
Secondary products and miscellaneous receipts.....		312120-SM						
Miscellaneous receipts.....		312120-M	12/02	166.799	166.799	166.799	166.799	166.799
Wineries.....	31213		12/03	146.158	146.903	146.936	147.263	147.775
Wineries.....	312130		12/83	203.137	204.171	204.217	204.674	205.383
Primary products.....		312130-P	12/83	208.334	209.431	209.465	209.897	210.650
Wines, brandy, and brandy spirits.....		312130-0	12/98	148.762	149.545	149.570	149.878	150.416
Wines, white, red, and rose grape, and other fruits, 14 percent or less alcohol.....		312130-08	12/11	116.149	116.850	116.711	117.018	117.320
Wines, white grape, 14 percent or less alcohol content.....		312130-0811	12/83	170.304	172.369	172.898	172.944	173.053
Wines, red grape, 14 percent or less alcohol content.....		312130-0821	12/83	220.597	220.635	219.384	220.663	221.354
Wines, rose grape and other fruits and berries, 14 percent or less alcohol.....		312130-0831	12/11	143.321	143.330	143.342	142.048	145.834
Wines, dessert, effervescent, and wine coolers.....		312130-09	12/11	126.449	126.260	131.482	131.491	133.050
All other wines, brandy, and brandy spirits.....		312130-0B	06/06	164.536	164.536	163.251	162.660	164.410
Secondary products and miscellaneous receipts.....		312130-SM						
Miscellaneous receipts.....		312130-M	12/91	172.206	172.206	172.563	173.848	173.848
Distilleries.....	31214		12/03	110.426	110.421	110.336	110.336	110.344
Distilleries.....	312140		06/83	181.725	181.718	181.578	181.578	181.590
Primary products.....		312140-P	06/83	176.714	176.714	176.581	176.581	176.581
Distilled liquor, excluding brandy.....		312140-2	07/98	82.593	82.593	82.626	82.626	82.626
Distilled whiskey, all other distilled liquor, excluding brandy.....		312140-22	12/11	124.781	124.781	124.832	124.832	124.832
Bottled liquor, excluding brandy.....		312140-5	06/83	200.595	200.595	200.240	200.240	200.240
Bottled whiskey.....		312140-5B	06/12	102.600	102.600	102.600	102.600	102.600
Bottled gin, vodka, rum, cordials, cocktails, and similar compounds.....		312140-5C	06/12	105.548	105.548	105.059	105.059	105.059
Secondary products and miscellaneous receipts.....		312140-SM						
Miscellaneous receipts.....		312140-M	08/83	204.603	204.603	204.603	204.603	204.603
Tobacco mfg.....	3122		12/84	1,090.687	1,093.370	1,104.510	1,118.648	1,118.657
Tobacco manufacturing.....	31223		12/82	1,194.124	1,197.061	1,209.258	1,224.736	1,224.747
Tobacco manufacturing.....	312230		12/11	198.979	199.469	201.501	204.080	204.082
Primary products.....		312230-P	12/11	204.275	204.779	206.870	209.524	209.526
Tobacco stemming and redrying.....		312230-0	06/84	118.883	118.883	118.921	118.955	119.003
Tobacco, unstemmed leaf, redried before packing.....		312230-01	12/03	122.032	122.032	122.102	122.166	122.253
Tobacco, stemmed.....		312230-04	06/84	107.210	107.210	107.210	107.210	107.210
Cigarettes, excluding electronic.....		312230-1	12/82	1,321.313	1,326.066	1,341.558	1,360.170	1,360.170
Other tobacco products.....		312230-9	12/03	236.824	235.719	236.207	238.082	238.082
Cigars.....		312230-91	12/82	657.856	657.856	657.856	657.856	657.856
Chewing and smoking tobacco.....		312230-94	12/82	977.835	971.947	974.545	983.327	983.327
Secondary products and miscellaneous receipts.....		312230-SM						
Textile mills.....	313		12/03	169.601	169.713	169.261	168.730	169.088
Fiber, yarn, and thread mills.....	3131		12/84	169.547	170.030	169.696	167.761	168.103
Fiber, yarn, and thread mills.....	31311		12/84	169.547	170.030	169.696	167.761	168.103
Fiber, yarn, and thread mills.....	313110		12/11	118.037	118.374	118.141	116.794	117.032
Primary products.....		313110-P	12/11	117.973	118.309	118.076	116.730	116.969
Spun yarns.....		313110-4	12/82	151.611	151.611	152.796	152.796	152.796
Cotton spun yarns.....		313110-42	05/22	80.972	80.972	81.023	81.023	81.023
Rayon, acetate, and lyocell spun yarns.....		313110-45	12/82	179.885	179.885	179.885	179.885	179.885
Noncellulosic fiber and other natural fiber (excluding cotton and wool) spun yarns.....		313110-47	12/96	144.423	144.423	144.276	144.276	144.276
Other noncellulosic fiber & other natural fiber yarns, spun & finished in the same est.....		313110-475	12/11	126.398	126.398	125.987	125.987	125.987

See footnotes at end of table.

Table 11. Producer price indexes for net output of selected industries and their products, not seasonally adjusted — Continued
 [December 2023]

Title ¹	Industry code	Product code	Index base	Unadjusted index ²				
				Aug. 2023	Sept. 2023 ^P	Oct. 2023 ^P	Nov. 2023 ^P	Dec. 2023 ^P
Fiber, yarn, and thread mills - Continued								
Textured and twisted yarns.....		313110-6	12/82	206.660	207.888	205.370	200.456	201.326
Textured/crimped/bulked filament yarns, incl. stretch yarn, made from purchased filament yarn.....		313110-6H	12/82	225.264	226.526	223.720	218.030	219.037
Fabric mills.....	3132		12/03	162.134	162.238	162.196	162.138	162.335
Broadwoven fabric mills.....	31321		12/03	162.376	162.515	162.783	162.661	162.918
Broadwoven fabric mills.....	313210		12/03	162.326	162.465	162.733	162.611	162.868
Primary products.....		313210-P	12/03	160.835	160.978	161.255	161.129	161.395
Fabricated textile products, made in weaving mills.....		313210-W	12/06	139.416	139.080	138.579	139.403	139.139
Cotton broadwoven fabrics.....		313210-4	09/21	120.131	120.533	120.582	120.793	120.767
Manmade, silk, and other natural fiber (excluding cotton and wool) broadwoven fabrics.....		313210-8	09/21	110.303	110.321	110.653	110.363	110.698
Greige manmade, silk, and other natural fiber (exc cotton/wool) broadwoven fabrics.....		313210-81	06/11	119.901	119.988	120.383	119.943	120.452
Finished manmade, silk, & natural fiber (exc cotton/wool) broadwoven, finished in weaving mills.....		313210-83	06/81	186.354	186.122	186.549	186.549	186.549
Secondary products and miscellaneous receipts.....		313210-SM						
Narrow fabric mills and schiffli embroidery.....	31322		06/84	244.206	244.490	244.092	243.739	254.937
Narrow fabric mills and schiffli embroidery.....	313220		06/84	247.580	247.868	247.465	247.106	258.458
Primary products.....		313220-P	06/84	249.939	250.234	249.824	249.458	260.992
Woven narrow fabrics (12 inches or less in width).....		313220-2	06/84	237.411	237.817	238.082	238.082	254.278
Braided narrow fabrics (12 inches or less in width).....		313220-4	06/84	367.723	367.723	367.136	362.970	360.193
Secondary products and miscellaneous receipts.....		313220-SM						
Secondary products.....		313220-S	06/84	282.112	282.112	281.842	281.622	283.807
Nonwoven fabric mills.....	31323		12/03	151.023	151.025	150.846	150.936	150.193
Nonwoven fabric mills.....	313230		12/85	180.368	180.370	180.157	180.264	179.376
Primary products.....		313230-P	12/85	185.782	185.785	185.564	185.675	184.760
Nonwoven fabrics.....		313230-1	12/85	188.538	188.572	188.273	188.443	187.480
Pressed, punched, or needled felts, excluding hats.....		313230-5	12/85	164.280	163.708	164.911	163.924	163.767
Secondary products and miscellaneous receipts.....		313230-SM1						
Knit fabric mills.....	31324		12/03	165.698	166.154	166.160	165.636	165.799
Knit fabric mills.....	313240		12/11	139.351	139.735	139.740	139.298	139.436
Primary products.....		313240-P	12/11	136.023	136.368	136.373	135.933	136.071
Weft (circular) knit fabrics.....		313240-2	06/81	161.173	161.415	161.475	160.490	160.820
Weft (circular) knit fabrics, greige goods (excluding hosiery).....		313240-21	06/81	161.035	161.035	161.035	160.002	160.002
Weft (circular) knit fabrics, knit and finished in the same establishment (excl hosiery).....		313240-23	12/94	162.258	162.614	162.614	161.597	162.120
Other knit fabrics and laces.....		313240-4	06/81	180.194	180.833	180.781	180.702	180.702
Warp knit fabrics, greige goods (excluding hosiery).....		313240-41	06/81	231.730	231.730	231.730	230.177	230.177
Warp knit fabrics, knit and finished in same establishment.....		313240-43	12/03	148.657	149.700	149.615	150.275	150.275
Secondary products and miscellaneous receipts.....		313240-SM1						
Textile and fabric finishing mills.....	3133		12/03	191.110	190.916	189.515	189.226	189.940
Textile and fabric finishing mills.....	31331		12/03	191.592	190.690	189.118	188.446	189.403
Textile and fabric finishing mills.....	313310		12/11	151.249	150.538	149.300	148.771	149.525
Primary products.....		313310-P	12/11	152.539	151.796	150.501	149.947	150.736
Textile and fabric finishing, except broadwoven.....		313310-B	12/03	163.402	163.402	158.025	158.025	158.357
Finished broadwoven fabrics, finished in finishing mills.....		313310-4	12/03	208.520	207.153	207.140	206.122	207.426
Commission finishing of cotton broadwoven fabrics.....		313310-43	06/84	315.613	314.847	314.858	314.874	314.885
Other finished broadwoven fabrics (excl. cotton and wool), finished in finishing mills.....		313310-45	06/84	274.816	268.665	268.665	265.185	269.755
Other commission finishing of broadwoven fabrics (excl. cotton & wool).....		313310-47	06/84	303.987	304.184	304.131	304.082	304.037
Secondary products and miscellaneous receipts.....		313310-SM						
Fabric coating mills.....	31332		12/03	196.661	198.029	196.953	197.503	197.704
Fabric coating mills.....	313320		06/85	277.710	279.641	278.123	278.899	279.182
Primary products.....		313320-P	06/85	270.833	272.732	271.242	271.991	272.268
Vinyl coated fabrics, including expanded vinyl coated.....		313320-1	06/85	264.248	267.885	262.583	265.439	265.006
Rubber coated fabrics, garments, and footwear.....		313320-4	12/03	218.794	218.794	218.794	218.796	218.796
Coated or laminated fabrics and coated yarns, incl. impregnated fabrics.....		313320-5	06/06	161.660	162.468	162.468	162.419	162.787
Secondary products and miscellaneous receipts.....		313320-SM						
Secondary products.....		313320-S	06/85	212.447	212.447	211.794	215.034	215.409
Textile product mills.....	314		12/03	159.236	160.660	159.924	158.817	158.800
Textile furnishings mills.....	3141		12/03	153.971	156.057	154.853	152.914	152.909
Carpet and rug mills.....	31411		12/84	189.237	192.689	190.644	187.462	187.462
Carpet and rug mills.....	314110		06/90	173.187	176.347	174.475	171.563	171.563

See footnotes at end of table.

Table 11. Producer price indexes for net output of selected industries and their products, not seasonally adjusted — Continued
 [December 2023]

Title ¹	Industry code	Product code	Index base	Unadjusted index ²				
				Aug. 2023	Sept. 2023 ^P	Oct. 2023 ^P	Nov. 2023 ^P	Dec. 2023 ^P
Carpet and rug mills - Continued								
Primary products.....		314110-P	06/90	174.559	177.758	175.863	172.915	172.915
Carpet and rugs.....		314110-0	06/90	174.559	177.758	175.863	172.915	172.915
Secondary products and miscellaneous receipts.....		314110-SM						
Curtain and linen mills.....	31412		12/03	157.865	157.864	157.992	157.927	157.908
Curtain and linen mills.....	314120		06/83	184.681	184.680	184.830	184.754	184.731
Primary products.....		314120-P	06/83	182.510	182.510	182.642	182.562	182.537
Curtains and draperies, made from purchased materials.....		314120-1	06/84	225.113	225.113	225.113	225.113	225.113
Other household textile products, made from purchased materials.....		314120-8	06/83	179.639	179.639	179.825	179.713	179.678
Bedspreads, made from purchased materials.....		314120-83	06/83	152.318	152.318	152.318	152.318	152.318
Other household furnishings, made from purchased materials.....		314120-89	06/83	165.176	165.176	165.381	165.258	165.219
Secondary products and miscellaneous receipts.....		314120-SM						
Miscellaneous receipts.....		314120-M	06/83	199.901	199.901	199.901	199.901	199.901
Secondary products.....		314120-S	06/83	247.826	247.794	249.558	249.558	249.688
Other textile product mills.....	3149		12/03	164.217	164.704	164.626	164.687	164.653
Textile bag and canvas mills.....	31491		12/03	169.607	169.635	169.702	169.701	169.925
Textile bag and canvas mills.....	314910		12/11	141.529	141.552	141.608	141.607	141.794
Primary products.....		314910-P	12/11	143.195	143.220	143.341	143.341	143.555
Textile bags.....		314910-1	12/85	214.875	214.875	214.875	-	-
Canvas and related products.....		314910-5	12/85	369.293	369.371	369.729	369.729	370.282
Secondary products and miscellaneous receipts.....		314910-SM						
Miscellaneous receipts.....		314910-M	12/11	115.661	115.661	115.661	115.661	115.661
Secondary products.....		314910-S	12/11	163.924	163.933	163.306	163.292	163.250
All other textile product mills.....	31499		12/03	160.456	161.161	161.014	161.105	160.946
Rope, twine, tire cord, and tire fabric mills.....	314994		12/11	115.625	115.483	114.656	114.637	114.337
Primary products.....		314994-P	12/11	113.420	113.288	112.462	112.412	112.112
Rope, cordage, and twine.....		314994-4	06/85	293.003	292.285	291.581	296.609	294.975
Tire cord and tire fabrics.....		314994-7	06/84	144.177	144.177	142.490	140.135	140.135
Secondary products and miscellaneous receipts.....		314994-SM						
Miscellaneous receipts.....		314994-M	12/11	150.363	149.734	149.600	151.428	151.368
All other miscellaneous textile product mills.....	314999		12/03	156.527	157.520	157.713	157.841	157.774
Primary products.....		314999-P	12/03	156.819	157.630	157.835	157.985	157.907
Embroideries (excluding Schiffl machine products) and embroidery contractors.....		314999-6	12/11	130.010	130.598	130.598	130.598	130.598
Trimmings and findings, excluding automobile and apparel.....		314999-7	12/03	213.368	214.450	214.738	221.033	225.766
All other miscellaneous fabricated textile products.....		314999-8	12/03	154.592	155.013	155.303	155.162	154.739
Secondary products and miscellaneous receipts.....		314999-SM						
Miscellaneous receipts.....		314999-M	12/03	175.590	179.319	179.319	179.319	179.319
Secondary products.....		314999-S	12/03	137.691	138.092	138.343	138.340	138.329
Apparel manufacturing.....	315		12/03	127.394	127.746	127.251	127.235	127.800
Apparel knitting mills.....	3151		12/84	139.945	139.945	139.945	139.793	139.808
Apparel Knitting Mills.....	31512		12/22	101.493	101.493	101.493	101.383	101.394
Apparel knitting mills.....	315120		12/22	101.493	101.493	101.493	101.383	101.395
Primary products.....		315120-P	12/22	101.512	101.512	101.512	101.399	101.410
Hosiery and socks.....		315120-1	12/10	116.976	116.976	116.976	116.814	116.831
Hosiery and socks.....		315120-10	05/20	107.697	107.697	107.697	107.547	107.563
Other apparel knitting mills.....		315120-2	12/11	117.457	117.457	117.457	-	-
Secondary products and miscellaneous receipts.....		315120-SM						
Cut and sew apparel manufacturing.....	3152		12/03	124.617	124.711	124.044	124.044	124.655
Cut and sew apparel contractors.....	31521		12/03	125.432	125.432	125.432	125.432	127.898
Cut and sew apparel contractors.....	315210		12/11	119.632	119.632	119.632	119.632	121.984
Primary products.....		315210-P	12/11	119.854	119.854	119.854	119.854	122.256
Contract receipts for men's and boys' (including unisex) apparel.....		315210-4	12/03	142.997	142.997	142.997	142.997	149.888
Contract receipts for men's and boys' pants, work apparel, and other outerwear.....		315210-48	06/07	123.826	123.826	123.826	123.826	134.854
Secondary products and miscellaneous receipts.....		315210-SM						
Cut and sew apparel manufacturing (except contractors).....	31525		12/22	100.665	100.767	100.049	100.049	100.049
Cut and sew apparel manufacturing (except contractors).....	315250		12/22	100.671	100.773	100.058	100.058	100.058
Primary products.....		315250-P	12/22	100.626	100.721	99.985	99.985	99.985
Men's and boys' cut and sew apparel manufacturing.....		315250-1	12/11	139.793	139.811	138.996	138.996	138.996
Men's and boys' nightwear, robes, and underwear, made from purchased fabrics.....		315250-11	12/03	165.532	165.532	166.100	166.100	166.100
Men's and boys' suits, coats, and overcoats, made from purchased fabrics.....		315250-12	12/80	223.593	223.593	225.145	225.145	225.145
Men's and boys' shirts, except work shirts, made from purchased fabrics.....		315250-13	06/83	189.629	189.629	189.782	189.782	189.782

See footnotes at end of table.

Table 11. Producer price indexes for net output of selected industries and their products, not seasonally adjusted — Continued
 [December 2023]

Title ¹	Industry code	Product code	Index base	Unadjusted index ²				
				Aug. 2023	Sept. 2023 ^p	Oct. 2023 ^p	Nov. 2023 ^p	Dec. 2023 ^p
Cut and sew apparel manufacturing (except contractors) - Continued								
Men's and boys' pants, except work pants, made from purchased fabrics.		315250-14	12/81	266.785	266.785	266.785	—	—
Men's and boys' work clothing, made from purchased fabrics.		315250-15	12/81	178.677	178.677	178.677	178.677	178.677
Men's and boys' other outerwear, made from purchased fabrics.		315250-16	12/83	221.228	221.430	207.364	207.364	207.364
Women's, girls', and infants' cut and sew apparel manufacturing.		315250-2	12/11	105.660	105.699	104.569	104.569	104.569
Women's and girls' lingerie and nightwear, made from purchased fabrics.		315250-21	12/03	119.242	119.242	119.242	119.242	119.242
Women's and girls' blouses and shirts, made from purchased fabrics.		315250-22	06/83	175.579	175.579	169.581	169.581	169.581
Women's and girls' dresses, made from purchased fabrics.		315250-23	12/80	126.886	126.886	126.886	126.886	126.886
Women's and girls' suits, coats, and skirts, made from purchased fabrics.		315250-24	12/82	129.913	129.913	129.913	129.913	129.913
Women's and girls' other outerwear, made from purchased fabrics.		315250-25	06/83	109.496	109.658	109.678	109.678	109.678
Other cut and sew apparel manufacturing.		315250-3	12/22	102.957	103.334	103.334	103.334	103.334
Fur and leather apparel, made from purchased materials.		315250-31	12/03	204.039	207.572	207.572	207.572	207.572
All other cut and sew apparel, made from purchased materials.		315250-32	12/03	157.059	157.325	157.325	157.325	157.325
Secondary products and miscellaneous receipts.		315250-SM						
Miscellaneous receipts.		315250-M	12/11	128.255	128.955	128.955	128.955	128.955
Secondary products.		315250-S	12/11	122.260	122.520	122.520	122.520	122.520
Accessories and other apparel manufacturing.	3159		12/03	160.180	163.284	163.284	163.284	163.284
Accessories and other apparel manufacturing.	31599		12/03	160.176	163.280	163.280	163.280	163.280
Accessories and other apparel manufacturing.	315990		12/11	144.092	146.892	146.892	146.892	146.892
Primary products.		315990-P	12/11	138.984	141.917	141.917	141.917	141.917
All other accessories and apparel.		315990-B	12/03	140.295	140.295	140.295	140.295	140.295
Leather belts, made from purchased materials.		315990-BC	06/85	173.027	173.027	173.027	173.027	—
All other apparel accessories, made from purchased materials.		315990-BE	12/11	140.331	140.331	140.331	140.331	140.331
Hats, caps, and millinery products.		315990-4	12/90	256.072	269.547	269.547	269.547	269.547
Men's and boys' fabric, straw, and felt hats, made from purchased materials. ...		315990-41	12/90	277.937	295.809	295.809	295.809	295.809
Women's, girls', and infants' fabric, straw, and felt hats, made from purchased materials.		315990-43	12/90	159.903	159.903	159.903	159.903	—
Hat bodies and fabric caps, made from purchased materials.		315990-45	12/90	268.540	268.540	268.540	268.540	268.540
Gloves and mittens, made from purchased materials.		315990-7	12/03	186.587	186.587	186.587	186.587	186.587
Secondary products and miscellaneous receipts.		315990-SM						
Miscellaneous receipts.		315990-M	12/11	158.468	158.468	158.468	158.468	158.468
Secondary products.		315990-S	12/11	139.498	139.498	139.498	139.498	139.498
Leather and allied product manufacturing.	316		12/84	203.026	203.067	203.140	203.266	203.376
Leather and hide tanning and finishing.	3161		06/81	204.355	204.226	204.166	204.329	204.695
Leather and hide tanning and finishing.	31611		06/81	204.355	204.226	204.166	204.329	204.695
Leather and hide tanning and finishing.	316110		06/81	204.208	204.080	204.019	204.182	204.548
Primary products.		316110-P	06/81	200.219	200.093	200.033	200.194	200.554
Finished and unfinished leather.		316110-1	12/97	109.384	109.305	109.253	109.352	109.570
Tanning or finishing leather owned by others, and furs, dressed and dyed or bleached.		316110-2	06/11	133.061	133.078	133.233	133.233	133.259
Contract and commission receipts for tanning or finishing leather owned by others.		316110-21	06/81	207.887	207.918	208.210	208.210	208.250
Secondary products and miscellaneous receipts.		316110-SM						
Footwear manufacturing.	3162		12/03	157.772	157.772	157.756	157.928	157.961
Footwear manufacturing.	31621		12/03	157.772	157.772	157.756	157.928	157.961
Footwear manufacturing.	316210		12/11	139.462	139.462	139.449	139.601	139.630
Primary products.		316210-P	12/11	138.241	138.241	138.227	138.382	138.411
Rubber and plastics footwear, including athletic footwear.		316210-1	12/80	163.947	163.947	163.947	163.947	163.947
Men's footwear (size 6 and larger), excluding athletic.		316210-2	12/93	204.636	204.636	204.709	204.697	204.772
Women's footwear (size 4 and larger), excluding athletic.		316210-5	12/93	147.613	147.613	147.381	148.268	148.273
Secondary products and miscellaneous receipts.		316210-SM						
Miscellaneous receipts.		316210-M	12/11	167.047	167.047	167.047	167.047	167.047
Other leather product manufacturing.	3169		12/03	157.513	157.674	157.880	157.880	157.880
Other leather product manufacturing.	31699		12/03	157.513	157.674	157.880	157.880	157.880
Other leather and allied product manufacturing.	316990		12/22	105.459	105.567	105.705	105.705	105.705
Primary products.		316990-P	12/22	105.492	105.604	105.747	105.747	105.747
Women's and children's handbags and purses.		316990-1	06/06	133.389	133.389	133.644	133.644	133.644
All other leather goods and allied products.		316990-2	12/11	138.342	138.529	138.697	138.697	138.697
Luggage (including suitcases, travel bags, backpacks, and other types).		316990-21	12/84	179.830	180.420	180.420	180.420	180.420
Personal leather goods (excluding women's handbags and purses).		316990-22	06/82	205.072	205.072	207.371	207.371	207.371
Boot and shoe cut stock and findings.		316990-24	12/06	136.600	136.600	136.600	136.600	136.600
All other miscellaneous leather goods.		316990-25	12/03	173.341	173.341	173.694	173.694	173.694
Secondary products and miscellaneous receipts.		316990-SM						
Miscellaneous receipts.		316990-M	12/11	154.304	154.304	154.304	154.304	154.304
Wood product manufacturing.	321		12/03	186.758	186.723	182.222	180.789	180.715

See footnotes at end of table.

Table 11. Producer price indexes for net output of selected industries and their products, not seasonally adjusted — Continued
 [December 2023]

Title ¹	Industry code	Product code	Index base	Unadjusted index ²				
				Aug. 2023	Sept. 2023 ^P	Oct. 2023 ^P	Nov. 2023 ^P	Dec. 2023 ^P
Sawmills and wood preservation.....	3211		12/03	146.851	146.745	141.912	138.571	138.740
Sawmills and wood preservation.....	32111		12/03	146.851	146.745	141.912	138.571	138.740
Sawmills.....	321113		12/80	203.405	204.004	195.299	190.067	189.549
Primary products.....		321113-P	12/03	135.982	136.346	130.060	126.190	125.801
Hardwood lumber, made in sawmills.....		321113-1	12/03	98.727	104.612	95.069	97.145	96.084
Softwood lumber, made in sawmills.....		321113-3	12/03	135.271	132.532	127.830	120.546	120.869
Softwood dressed lumber, less than 2 inches in nominal thickness, not edge worked.....		321113-32	06/12	126.872	120.457	113.351	105.567	106.392
Softwood dressed 2-inch lumber, 2 inches in nominal thickness only, not edge worked.....		321113-33	06/12	149.668	146.989	138.794	128.309	130.744
Softwood dressed lumber and timbers, more than 2 inches in nominal thickness, not edge worked.....		321113-34	06/12	138.559	131.210	131.523	118.531	114.455
Wood chips, excluding field chips.....		321113-5	12/80	145.407	145.797	144.756	144.390	142.747
Wood ties, siding, shingles, and shakes, and contract sawing of logs owned by others.....		321113-7	12/03	190.574	190.574	191.082	189.242	186.090
Secondary products and miscellaneous receipts.....		321113-SM						
Wood preservation.....	321114		06/85	288.055	284.561	284.471	280.830	284.695
Primary products.....		321114-P	06/85	283.082	280.463	281.226	278.371	282.653
Wood poles, piles, and posts owned and treated by the same establishment.....		321114-1	06/85	434.982	426.649	431.001	427.661	435.649
Other wood products owned and treated by the same establishment.....		321114-5	06/85	238.977	239.550	238.026	234.674	237.577
Receipts for treating wood owned by others w/ arsenical chemicals, creosote, & other chemicals.....		321114-9	06/85	223.551	223.698	223.789	223.623	224.314
Secondary products and miscellaneous receipts.....		321114-SM						
Plywood and engineered wood product mfg.....	3212		12/03	191.777	192.775	180.631	178.306	177.682
Plywood and engineered wood product mfg.....	32121		12/03	191.777	192.775	180.631	178.306	177.682
Hardwood veneer and plywood manufacturing.....	321211		06/85	221.749	219.298	219.024	218.873	219.204
Primary products.....		321211-P	06/85	232.140	229.458	229.156	228.842	229.134
Hardwood veneer, including veneer backed with paper, cloth, or other flexible material.....		321211-1	12/03	139.327	139.240	138.491	137.842	138.615
Hardwood plywood.....		321211-4	12/12	150.091	146.514	147.127	146.737	146.737
Hardwood veneered panels, including two-ply veneers.....		321211-7	06/85	237.641	233.152	233.142	235.501	233.568
Secondary products and miscellaneous receipts.....		321211-SM						
Softwood veneer and plywood manufacturing.....	321212		12/80	242.982	250.181	256.918	249.533	248.665
Primary products.....		321212-P	12/80	252.907	261.231	269.059	263.286	262.345
Softwood veneer, incl. veneer backed w/ paper, cloth, or other flexible material.....		321212-1	12/80	180.699	183.809	186.674	186.267	183.616
Softwood plywood products: rough, sanded, and specialties.....		321212-4	12/11	176.685	184.029	190.970	184.932	185.342
Secondary products and miscellaneous receipts.....		321212-SM						
Secondary products.....		321212-S	12/80	203.798	201.445	198.843	173.320	172.969
Engineered wood member manufacturing.....	321215		12/22	89.612	90.372	90.306	90.179	88.669
Primary products.....		321215-P	12/22	89.609	90.544	90.586	90.355	88.754
Engineered wood members (excluding trusses).....		321215-1	12/06	210.737	210.102	209.678	209.145	209.810
Laminated veneer lumber.....		321215-11	12/03	236.721	234.680	233.318	231.995	233.833
Other engineered structural wood members, excluding trusses & laminated veneer lumber.....		321215-12	12/03	263.842	263.842	263.842	263.609	263.788
Wood trusses.....		321215-2	12/03	270.997	275.318	275.722	275.019	267.839
Secondary products and miscellaneous receipts.....		321215-SM						
Reconstituted wood product manufacturing.....	321219		06/91	347.161	346.394	286.128	279.578	282.494
Primary products.....		321219-P	06/91	351.181	350.644	287.745	280.904	283.949
Hardboard products.....		321219-B	12/11	183.983	183.973	183.973	183.973	183.973
Particleboard made from particleboard produced at the same location.....		321219-1	12/82	359.802	354.656	354.083	349.360	347.459
Secondary products and miscellaneous receipts.....		321219-SM						
Other wood product manufacturing.....	3219		12/03	200.260	199.730	199.473	199.438	199.538
Millwork.....	32191		12/03	193.150	192.687	193.600	193.764	193.801
Wood window and door manufacturing.....	321911		12/03	197.919	198.538	199.484	199.819	200.143
Primary products.....		321911-P	12/03	194.802	195.318	196.332	196.605	196.932
Wood window units.....		321911-1	06/83	376.091	376.091	376.091	376.091	376.091
Double hung wood window units.....		321911-11	06/13	167.180	167.180	167.180	167.180	167.180
Casement wood window units.....		321911-12	06/13	184.848	184.848	184.848	184.848	184.848
All other wood window units, including horizontal sliding, awning and single hung.....		321911-13	06/13	157.605	157.605	157.605	157.605	157.605
Wood sash, excluding sash shipped in window units.....		321911-3	06/83	378.806	378.806	378.806	378.806	378.806
Wood window & door frames, incl. door frames in door units, excl. window frames in window units.....		321911-5	06/83	190.191	192.837	201.311	203.295	205.279
Wood panel, flush, & molded face doors, interior & exterior, incl. doors with glazed sections.....		321911-7	06/83	348.861	349.581	348.785	348.567	348.756
Other wood doors, incl. garage, patio, bifold, cabinet, screen, storm and louver.....		321911-9	06/83	322.876	322.985	321.678	321.693	321.686
Secondary products and miscellaneous receipts.....		321911-SM						

See footnotes at end of table.

Table 11. Producer price indexes for net output of selected industries and their products, not seasonally adjusted — Continued
 [December 2023]

Title ¹	Industry code	Product code	Index base	Unadjusted index ²				
				Aug. 2023	Sept. 2023 ^P	Oct. 2023 ^P	Nov. 2023 ^P	Dec. 2023 ^P
Wood window and door manufacturing - Continued								
Secondary products.....		321911-S	12/03	186.575	188.170	188.165	189.387	189.661
Cut stock, resawing lumber, and planing.....	321912		12/03	183.459	184.017	184.239	184.582	184.744
Primary products.....		321912-P	12/03	176.378	177.027	177.286	177.685	177.874
Softwood lumber, made from purchased lumber.....		321912-3	12/03	234.002	234.966	234.000	233.630	233.914
Hardwood cut stock and dimension.....		321912-6	06/84	264.990	265.437	265.884	266.496	267.131
Softwood cut stock and dimension.....		321912-8	12/80	201.415	200.720	194.834	191.102	190.772
Sawn wood fence stock, wood lath, and contract resawing and planing.....		321912-9	12/03	213.544	213.544	213.544	213.544	213.544
Secondary products and miscellaneous receipts.....		321912-SM						
Other millwork, including flooring.....	321918		12/03	190.464	187.575	188.924	188.679	188.166
Primary products.....		321918-P	12/03	187.616	186.312	185.972	185.764	185.338
Wood moldings.....		321918-2	06/83	369.555	368.780	367.630	366.928	365.955
Other wood millwork products, including stairwork, exterior millwork, and softwood flooring.....		321918-5	12/03	163.714	160.999	160.568	160.568	160.032
Hardwood flooring.....		321918-7	06/84	264.147	264.931	265.155	264.627	264.544
Hardwood flooring, other than oak and maple.....		321918-72	12/03	177.261	177.261	177.261	177.261	177.261
Oak and maple hardwood flooring.....		321918-73	06/84	238.662	239.416	239.632	239.124	239.044
Secondary products and miscellaneous receipts.....		321918-SM						
Miscellaneous receipts.....		321918-M	12/03	—	165.167	—	—	—
Secondary products.....		321918-S	12/03	229.309	229.076	227.531	224.766	222.466
Wood container and pallet manufacturing.....	32192		12/03	196.073	195.103	190.810	188.087	187.250
Wood container and pallet manufacturing.....	321920		12/03	196.068	195.085	190.799	188.076	187.238
Primary products.....		321920-P	12/03	189.988	188.532	184.641	182.009	181.147
Nailed and lock-corner wood boxes.....		321920-1	06/85	209.169	209.169	209.169	209.169	209.169
Wood box and crate shook.....		321920-3	06/85	236.320	234.853	234.568	226.396	226.396
Wood pallets and pallet containers, wood and metal combination.....		321920-5	12/03	204.328	202.622	198.746	195.945	194.948
Other wood container parts and wood containers.....		321920-7	12/03	127.792	127.792	119.108	—	—
Secondary products and miscellaneous receipts.....		321920-SM						
Miscellaneous receipts.....		321920-M	12/03	236.394	231.336	219.911	193.072	190.508
Secondary products.....		321920-S	12/03	177.607	188.957	180.011	181.140	181.781
All other wood product manufacturing.....	32199		12/03	205.536	205.224	205.572	206.964	207.784
Manufactured home, mobile home, manufacturing.....	321991		06/81	487.735	482.290	482.290	482.782	482.781
Primary products.....		321991-P	06/81	487.784	482.336	482.336	482.850	482.850
Manufactured homes (mobile homes), all width sizes (incl. multisection).....		321991-1	06/81	488.782	483.323	483.323	483.839	483.839
Secondary products and miscellaneous receipts.....		321991-SM						
Prefabricated wood building manufacturing.....	321992		12/84	404.421	403.890	405.398	404.191	404.822
Primary products.....		321992-P	12/84	389.304	389.001	390.680	389.651	390.161
Prefabricated stationary wood buildings, components (not sold as complete units).....		321992-1	12/89	197.416	197.416	197.416	197.416	197.416
Prefabricated stationary wood buildings, shipped in panel form (complete units) ..		321992-5	12/84	592.551	590.983	599.095	597.021	601.120
Prefabricated stationary wood buildings, precut packages (complete units).....		321992-6	12/84	528.014	528.551	526.742	523.623	523.923
Prefabricated stationary wood buildings, shipped in three-dimensional assemblies.....		321992-7	12/84	399.819	399.819	399.660	399.660	397.867
Prefabricated stationary wood buildings, three-dimensional assemblies, residential.....		321992-71	12/84	389.995	389.995	389.824	389.824	387.883
Prefabricated stationary wood buildings, three-dimensional assemblies, nonresidential.....		321992-72	12/84	461.652	461.652	461.646	461.646	461.646
Secondary products and miscellaneous receipts.....		321992-SM						
Miscellaneous receipts.....		321992-M	06/98	300.676	290.895	282.715	275.458	279.934
Secondary products.....		321992-S	08/92	399.639	399.495	399.415	399.185	400.382
Miscellaneous wood product manufacturing.....	321999		12/03	146.652	147.734	147.993	150.896	152.297
Primary products.....		321999-P	06/84	216.180	217.932	218.352	223.608	225.871
All other miscellaneous wood products.....		321999-0	06/02	141.254	142.399	142.673	146.107	147.586
Secondary products and miscellaneous receipts.....		321999-SM						
Paper manufacturing.....	322		12/03	182.646	182.580	182.233	181.621	181.007
Pulp, paper & paperboard mills.....	3221		12/03	175.208	175.752	174.824	173.706	171.072
Pulp mills.....	32211		12/82	218.133	208.500	215.647	216.544	218.853
Pulp mills.....	322110		12/82	218.131	208.499	215.646	216.543	218.852
Primary products.....		322110-P	12/82	241.436	230.775	238.685	239.678	242.233
Special alpha and dissolving wood pulp, incl. sulfite and sulfate and other wood pulp.....		322110-6	12/11	106.995	101.449	108.363	108.852	110.336
All other miscellaneous pulp, other than wood, and pulp mill by-products, incl. turpentine.....		322110-9	06/88	420.505	420.505	357.219	357.835	354.351
Paper mills.....	32212		06/81	240.767	241.350	238.583	235.074	231.767
Paper mills.....	322120		12/03	164.656	165.045	163.152	160.722	158.470
Primary products.....		322120-P	12/03	166.519	167.072	165.183	162.094	159.682

See footnotes at end of table.

Table 11. Producer price indexes for net output of selected industries and their products, not seasonally adjusted — Continued
 [December 2023]

Title ¹	Industry code	Product code	Index base	Unadjusted index ²				
				Aug. 2023	Sept. 2023 ^p	Oct. 2023 ^p	Nov. 2023 ^p	Dec. 2023 ^p
Paper mills - Continued								
Bleached bristol, clay-coated, uncoated, and industrial converted paper.....		322120-1	12/11	129.988	131.109	128.922	128.814	128.464
Construction paper.....		322120-2	12/11	135.430	135.430	139.324	139.324	139.324
Sanitary tissue paper products, made in paper mills.....		322120-4	06/83	246.062	246.062	242.344	233.983	227.417
Newsprint and uncoated ground-wood paper.....		322120-5	12/03	129.988	131.331	126.955	123.182	123.182
Secondary products and miscellaneous receipts.....		322120-SM						
Paperboard mills.....	32213		12/82	366.624	370.171	369.139	369.872	362.677
Paperboard mills.....	322130		12/82	367.043	370.593	369.562	370.286	363.082
Primary products.....		322130-P	12/82	351.267	354.614	353.745	353.789	346.757
Bleached packaging and industrial converting paperboard.....		322130-B	05/21	128.166	128.166	128.166	128.166	128.166
Unbleached kraft packaging and industrial converting paperboard.....		322130-1	12/82	341.820	349.310	347.471	347.471	335.054
Recycled paperboard.....		322130-7	12/82	396.989	393.934	394.450	394.665	392.374
Secondary products and miscellaneous receipts.....		322130-SM						
Converted paper product mfg.....	3222		12/03	188.689	188.432	188.417	188.111	188.360
Paper container mfg.....	32221		12/84	321.959	321.011	321.146	320.501	321.438
Corrugated and solid fiber box manufacturing.....	322211		03/80	422.891	421.472	422.271	421.866	423.737
Primary products.....		322211-P	03/80	423.298	421.834	422.656	422.242	424.185
Corrugated and solid fiber boxes, including pallets.....		322211-0	03/80	423.298	421.834	422.656	422.242	424.185
Corrugated shipping containers for food and beverages and carryout boxes for retail food.....		322211-01	03/80	358.115	357.829	357.171	357.171	357.163
Corrugated shipping containers for paper and allied products.....		322211-02	03/80	395.501	395.150	396.826	396.972	396.972
Corrugated shipping containers for metal and electrical machinery.....		322211-03	06/02	260.989	260.816	261.130	261.130	261.130
Corrugated shipping containers for all other end uses.....		322211-04	03/80	432.866	432.421	432.330	432.330	432.317
Corrugated paperboard in sheets and rolls, lined and unlined.....		322211-05	03/80	362.968	356.773	360.879	358.672	360.410
Other corrugated and solid fiber products, including containers, pallets, pads, etc.....		322211-09	06/02	255.685	255.685	255.764	255.764	262.783
Secondary products and miscellaneous receipts.....		322211-SM						
Miscellaneous receipts.....		322211-M	06/02	291.722	291.050	291.763	287.393	286.790
Secondary products.....		322211-S	12/90	219.096	219.080	219.080	219.703	219.727
Folding paperboard box manufacturing.....	322212		12/83	242.979	242.211	241.919	239.245	239.149
Primary products.....		322212-P	12/83	237.706	236.931	236.638	233.916	233.779
Folding paperboard boxes, packaging, and packaging components.....		322212-0	12/83	237.706	236.931	236.638	233.916	233.779
Secondary products and miscellaneous receipts.....		322212-SM						
Other paperboard container manufacturing.....	322219		12/11	144.013	143.956	143.302	144.418	144.500
Primary products.....		322219-P	12/11	148.614	148.550	147.813	149.070	149.163
Setup (rigid) paperboard boxes.....		322219-1	12/83	494.472	484.862	484.439	493.388	493.388
Paperboard fiber drums with ends of any material.....		322219-7	12/85	516.762	516.386	517.666	505.421	505.619
Fiber cans, tubes, and similar fiber products.....		322219-8	12/85	436.207	437.337	436.736	436.971	437.937
Fiber cans, all fiber and composite.....		322219-81	12/85	384.736	386.462	385.589	386.818	388.249
Fiber cores and tubes.....		322219-82	12/85	460.644	460.459	460.459	458.563	458.504
Paperboard cones, reels, spools, bobbins, blocks, and all vulcanized fiber products.....		322219-83	12/02	166.660	166.660	166.660	166.660	166.660
Secondary products and miscellaneous receipts.....		322219-SM						
Paper bag and coated and treated paper mfg.....	32222		12/03	175.507	175.460	175.468	174.770	174.464
Paper bag and coated and treated paper manufacturing.....	322220		12/11	133.413	133.377	133.383	132.853	132.620
Primary products.....		322220-P	12/11	133.180	133.143	133.020	132.529	132.239
Specialty bags, pouches, and liners, multiweb laminations and foil, except film-film.....		322220-C	12/83	310.551	310.920	310.874	310.972	310.972
Uncoated single-web paper grocers' bags and sacks and variety and shopping bags.....		322220-D	12/83	492.458	492.458	489.402	489.402	489.402
Laminated aluminum foil rolls and sheets for flexible packaging uses.....		322220-F	12/03	164.523	164.044	163.969	163.969	163.969
Pasted, lined, laminated, or surface-coated paperboard.....		322220-G	12/84	339.591	335.013	335.013	335.013	335.013
Single-web paper, rolls and sheets, including waxed, for flexible packaging uses...		322220-H	12/87	299.452	299.452	299.452	299.452	299.452
Multiweb laminated rolls and sheets, except foil, for flexible packaging uses.....		322220-J	12/03	160.605	160.605	159.912	159.912	159.912
Pressure-sensitive products.....		322220-N	12/82	247.798	247.368	248.129	247.780	244.879
Wallcoverings.....		322220-7	06/85	186.113	186.113	186.113	186.113	186.113
Converted foil for nonpackaging applications.....		322220-8	06/13	122.555	122.601	122.601	122.601	122.601
Other coated and processed papers, except for packaging uses.....		322220-9	12/11	120.421	122.038	123.266	118.916	120.848
Secondary products and miscellaneous receipts.....		322220-SM						
Miscellaneous receipts.....		322220-M	12/11	126.136	126.136	140.326	134.319	139.826
Stationery product mfg.....	32223		12/03	207.991	209.191	207.946	209.853	210.410
Stationery product manufacturing.....	322230		12/11	162.620	163.557	162.584	164.077	164.512
Primary products.....		322230-P	12/11	163.944	164.925	163.959	165.322	165.781
Die-cut paper and paperboard office supplies.....		322230-4	12/89	285.356	285.356	285.356	306.104	306.104
Envelopes, commercial, all types and materials.....		322230-5	12/84	255.051	254.854	255.056	257.627	255.887
Tablets, pads and related products.....		322230-9	06/85	270.698	269.918	268.978	268.978	269.173

See footnotes at end of table.

Table 11. Producer price indexes for net output of selected industries and their products, not seasonally adjusted — Continued
 [December 2023]

Title ¹	Industry code	Product code	Index base	Unadjusted index ²				
				Aug. 2023	Sept. 2023 ^P	Oct. 2023 ^P	Nov. 2023 ^P	Dec. 2023 ^P
Stationery product manufacturing - Continued								
Secondary products and miscellaneous receipts.....		322230-SM						
Miscellaneous receipts.....		322230-M	12/11	126.875	126.143	123.157	123.870	123.189
Other converted paper product mfg.	32229		12/03	147.910	148.009	148.047	147.834	147.583
Sanitary paper product manufacturing.....	322291		12/03	134.808	135.171	135.264	135.327	135.155
Primary products.....		322291-P	06/83	196.515	197.055	197.202	197.290	196.990
Disposable diapers and similar disposable products, made from purchased sanitary paper stock.....		322291-2	12/03	103.668	103.668	103.668	103.668	103.668
Sanitary tissue paper products, made from purchased sanitary paper stock or wadding.....		322291-5	12/03	171.832	172.711	172.949	173.093	172.605
Secondary products and miscellaneous receipts.....		322291-SM						
Miscellaneous receipts.....		322291-M	12/03	273.304	266.606	258.819	255.892	274.183
All other converted paper product mfg.....	322299		12/03	180.754	179.970	179.837	178.732	178.227
Primary products.....		322299-P	12/03	178.293	177.309	177.456	176.324	175.602
Molded pulp goods, including egg cartons, florist pots, food trays, etc.....		322299-1	12/03	191.616	188.627	188.342	186.684	185.292
Miscellaneous converted paper and paperboard products.....		322299-3	12/03	175.262	174.903	175.188	174.214	173.699
Secondary products and miscellaneous receipts.....		322299-SM						
Secondary products.....		322299-S	12/03	—	—	186.573	—	—
Printing and related support activities.....	323		12/03	160.283	161.108	161.115	162.539	162.562
Printing and related support activities.....	3231		12/03	160.474	161.301	161.308	162.734	162.756
Printing.....	32311		12/03	162.146	163.002	163.013	164.486	164.506
Commercial screen printing.....	323113		12/03	129.576	130.186	130.288	130.141	130.242
Primary products.....		323113-P	12/03	129.068	129.779	129.810	129.664	129.783
Screen printing on garments, apparel accessories, and other fabric articles, excluding labels.....		323113-4	06/90	164.485	165.690	165.743	165.496	165.698
Screen printing (excluding on textiles, apparel, apparel accessories, and labels) ...		323113-6	12/06	127.414	127.414	127.414	127.414	127.414
Secondary products and miscellaneous receipts.....		323113-SM						
Miscellaneous receipts.....		323113-M	12/03	142.061	142.061	144.354	143.748	143.748
Secondary products.....		323113-S	12/03	122.007	122.081	122.189	122.135	122.135
Books printing.....	323117		12/83	276.613	277.863	277.958	281.568	281.574
Primary products.....		323117-P	12/83	275.744	277.268	277.380	281.822	281.822
Other book and pamphlet printing and binding.....		323117-E	06/93	157.577	157.678	157.678	157.691	157.691
Textbook printing and binding.....		323117-1	06/93	155.133	153.709	153.709	153.709	153.709
Technical, scientific, & professional book printing & binding.....		323117-3	06/93	154.634	154.351	155.121	155.121	155.121
Religious book printing and binding.....		323117-5	06/93	195.435	195.411	195.411	197.066	197.066
General book (trade, etc.) printing & binding.....		323117-7	06/93	255.328	259.797	259.797	268.751	268.751
Secondary products and miscellaneous receipts.....		323117-SM						
Commercial printing, except screen and books.....	32311K		12/11	144.503	145.274	145.270	146.671	146.680
Primary products.....		32311K-P	12/11	138.374	138.583	138.530	138.629	138.629
Commercial lithographic printing.....		32311K-0	06/82	216.200	216.214	215.965	216.016	216.016
Other commercial and general job printing (lithographic).....		32311K-0B	12/01	144.778	145.129	142.640	142.689	142.689
Magazine and periodical printing (lithographic).....		32311K-01	06/82	181.415	181.415	180.999	180.999	180.999
Label and wrapper printing (lithographic).....		32311K-03	06/82	170.184	170.184	170.184	170.184	170.184
Catalog and directory printing (lithographic).....		32311K-05	06/82	172.710	172.710	172.037	172.037	172.037
Advertising printing (lithographic).....		32311K-09	06/82	185.041	185.041	185.041	185.153	185.153
Commercial flexographic printing.....		32311K-2	12/03	204.846	204.846	204.846	204.846	204.846
Label and wrapper printing (flexographic).....		32311K-21	12/01	199.537	199.537	199.537	199.537	199.537
Quick printing.....		32311K-4	12/03	139.358	144.844	144.844	144.844	144.844
Digital printing.....		32311K-5	12/03	130.377	130.848	130.904	131.191	131.191
Manifold business forms printing.....		32311K-6	12/03	217.912	217.912	217.912	217.912	217.912
Other commercial printing.....		32311K-9	12/03	132.665	133.236	133.236	133.236	133.236
All other commercial and general job printing.....		32311K-9V	09/18	129.104	131.264	131.264	131.264	—
Secondary products and miscellaneous receipts.....		32311K-SM						
Miscellaneous receipts.....		32311K-M	12/11	148.343	145.416	145.529	145.932	145.933
Secondary products.....		32311K-S	12/11	248.581	253.856	254.144	—	—
Support activities for printing.....	32312		12/03	119.339	119.309	119.202	119.276	119.383
Support activities for printing.....	323120		12/11	121.095	121.064	120.956	121.031	121.139
Primary products.....		323120-P	12/11	119.141	119.091	118.987	119.054	119.124
Softcover, pamphlet, sample book, and other binding of books and materials printed elsewhere.....		323120-3	12/06	152.366	152.373	151.795	151.939	152.006
Miscellaneous binding and postpress work, incl collating, perforating, folding, gluing, etc.....		323120-5	12/06	132.303	131.922	131.922	131.318	130.952
Prepress services, excl platemaking (incl film, assembled flats, color sep., typesetting, etc.).....		323120-7	12/03	98.538	98.538	98.538	98.538	98.538
Printing plates and cylinders, prepared for printing (excl blank plates and blank cylinders).....		323120-9	12/03	106.555	106.555	106.555	106.555	106.555
Secondary products and miscellaneous receipts.....		323120-SM						

See footnotes at end of table.

Table 11. Producer price indexes for net output of selected industries and their products, not seasonally adjusted — Continued
 [December 2023]

Title ¹	Industry code	Product code	Index base	Unadjusted index ²				
				Aug. 2023	Sept. 2023 ^p	Oct. 2023 ^p	Nov. 2023 ^p	Dec. 2023 ^p
Petroleum and coal products manufacturing.....	324		12/84	399.072	408.216	374.382	350.899	316.645
Petroleum and coal products mfg.....	3241		12/84	399.072	408.216	374.382	350.899	316.645
Petroleum refineries.....	32411		06/85	399.301	409.217	372.733	347.411	310.514
Petroleum refineries.....	324110		06/85	399.338	409.254	372.770	347.448	310.549
Primary products.....		324110-P	06/85	414.275	424.842	386.118	359.311	320.249
Kerosene, except jet fuel.....		324110-B	06/85	389.395	411.454	412.371	372.967	322.178
Light fuel oils.....		324110-C	06/85	507.272	530.702	485.105	466.482	404.053
Home heating oil and other distillates, NEC.....		324110-C1	06/85	373.249	402.746	379.090	341.205	298.934
Diesel fuel.....		324110-C2	06/85	535.807	559.468	510.430	492.902	426.637
Heavy fuel oils, including No. 5, No. 6, heavy diesel, gas enrichment oils, etc.....		324110-E	06/85	278.290	294.246	306.152	296.611	273.152
Unfinished oils and lubricating oil base stock.....		324110-J	06/85	466.386	465.749	521.132	531.981	535.119
Liquefied refinery gases, including other aliphatics (feed stock and other uses)....		324110-R	06/85	501.032	518.356	536.775	570.565	559.519
Other finished petroleum products, including waxes.....		324110-T	06/85	461.297	518.682	657.563	554.253	459.345
Gasoline, including finished base stocks and blending agents.....		324110-1	06/85	336.781	335.944	287.006	258.637	234.998
Motor gasoline, including finished base stocks and blending agents.....		324110-12	06/85	338.534	337.552	287.596	259.922	235.827
Regular gasoline.....		324110-121	06/85	327.479	325.683	276.284	249.787	226.719
Mid-premium gasoline.....		324110-122	12/87	526.214	520.941	441.458	413.648	361.362
Premium gasoline.....		324110-123	06/85	362.345	364.957	315.987	284.459	258.453
Jet fuel.....		324110-6	06/85	387.338	414.754	401.653	378.382	332.490
Asphalt.....		324110-9	06/85	266.974	265.738	254.687	255.681	237.363
Secondary products and miscellaneous receipts.....		324110-SM1						
Asphalt paving and roofing materials mfg.....	32412		12/84	347.210	348.540	350.043	350.265	349.160
Asphalt paving mixture & block manufacturing.....	324121		06/81	393.466	394.157	395.145	396.510	393.402
Primary products.....		324121-P	06/81	392.637	393.357	394.387	395.810	392.570
Asphalt paving mixtures & blocks.....		324121-0	06/81	392.637	393.357	394.387	395.810	392.570
Emulsified asphalt, including liquid additives.....		324121-0111	12/04	280.142	281.812	282.226	282.781	282.781
Other liquid asphalt and tar paving materials, including cut-backs.....		324121-0121	12/04	389.170	390.347	390.347	389.883	390.034
Asphalt and tar paving mixt. (excl liquid), incl bitum. or asph. concrete, asph. paving cement.....		324121-0131	12/04	242.709	242.364	243.338	244.726	240.766
Secondary products and miscellaneous receipts.....		324121-SM						
Miscellaneous receipts.....		324121-M	12/04	208.152	208.152	208.152	208.152	208.152
Asphalt shingle and coating materials manufacturing.....	324122		06/84	344.615	346.847	349.136	348.114	349.090
Primary products.....		324122-P	06/84	347.661	349.994	352.309	351.258	352.287
Roofing asphalts and pitches, coatings, and cements.....		324122-1	06/84	300.906	300.421	300.477	300.906	300.906
Prepared asphalt and tar roofing and siding products, incl. saturated felts for nonbuilding use.....		324122-2	06/84	350.133	352.706	355.212	354.033	355.150
Asphalt smooth-surfaced roll roofing and cap sheets, organic and fiberglass base.....		324122-21	12/12	158.597	154.481	154.608	159.412	159.412
Asphalt mineral-surfaced roll roofing and cap sheets, organic and fiberglass base.....		324122-22	06/06	277.367	277.215	277.507	277.811	277.794
Other prepared asphalt and tar products for roofing and siding.....		324122-27	06/06	178.496	179.026	177.662	177.690	177.008
Secondary products and miscellaneous receipts.....		324122-SM						
Other petroleum and coal products mfg.....	32419		12/84	561.368	555.998	554.160	554.500	556.352
Petroleum lubricating oil and grease mfg.....	324191		12/80	634.873	627.385	630.503	631.266	636.138
Primary products.....		324191-P	12/80	671.668	663.116	661.896	662.783	668.240
Petroleum lubricating oils and greases, refined petroleum.....		324191-0	12/80	671.668	663.116	661.896	662.783	668.240
Lubricating oils (incl. hydraulic fluids, etc.), refined petroleum.....		324191-011	12/80	694.705	685.141	683.889	684.515	690.617
Secondary products and miscellaneous receipts.....		324191-SM						
Miscellaneous receipts.....		324191-M	12/80	395.987	395.987	379.088	379.088	379.088
All other petroleum and coal products mfg.....	324199		12/03	364.246	363.577	351.957	351.421	347.114
Primary products.....		324199-P	12/03	376.857	376.155	363.948	363.386	359.161
Coke oven and blast furnace products, made in coke oven establishments.....		324199-3	12/09	209.715	205.695	205.468	204.177	202.584
All other petroleum and coal products (excl. coke oven products), made in coke oven estab.....		324199-9	12/02	414.689	414.400	400.093	399.605	394.855
Secondary products and miscellaneous receipts.....		324199-SM						
Secondary products.....		324199-S	12/09	181.969	181.969	182.977	182.977	172.039
Chemical mfg.....	325		12/84	352.148	351.989	352.106	350.707	349.102
Basic chemical mfg.....	3251		12/84	432.447	434.784	436.620	428.973	420.173
Petrochemical mfg.....	32511		12/03	137.469	144.035	149.824	148.082	145.756
Petrochemical manufacturing.....	325110		12/03	137.794	144.367	150.256	148.484	146.224
Primary products.....		325110-P	12/03	140.402	146.688	156.549	153.582	154.518
Secondary products and miscellaneous receipts.....		325110-SM						
Industrial gas mfg.....	32512		12/03	234.656	238.109	239.973	235.861	236.125
Industrial gas manufacturing.....	325120		12/03	235.363	238.828	240.697	236.572	236.836
Primary products.....		325120-P	06/81	391.507	397.287	400.407	393.523	393.961

See footnotes at end of table.

Table 11. Producer price indexes for net output of selected industries and their products, not seasonally adjusted — Continued
 [December 2023]

Title ¹	Industry code	Product code	Index base	Unadjusted index ²				
				Aug. 2023	Sept. 2023 ^p	Oct. 2023 ^p	Nov. 2023 ^p	Dec. 2023 ^p
Industrial gas manufacturing - Continued								
Oxygen		325120-A	06/81	580.535	580.265	574.861	572.819	574.093
Argon and hydrogen		325120-C	06/09	89.525	95.460	94.152	96.360	96.922
Other industrial gases (including fluorocarbon and acetylene)		325120-T	06/09	266.007	272.941	279.288	287.331	287.331
Carbon dioxide		325120-4	06/81	693.130	676.889	673.702	676.787	676.706
Nitrogen		325120-7	06/81	288.819	289.480	289.480	229.939	230.408
Secondary products and miscellaneous receipts		325120-SM						
Synthetic dye and pigment mfg.	32513		12/03	189.787	187.382	179.705	180.318	179.594
Synthetic dye and pigment manufacturing	325130		12/11	125.392	123.803	118.731	119.136	118.658
Primary products		325130-P	12/11	123.695	122.112	117.030	117.432	116.951
All other inorganic pigments, including TiO ₂ , chrome colors, and other white opaque pigments		325130-N	09/21	130.919	128.665	123.247	121.483	121.483
Synthetic organic dyes, pigments, lakes, and toners		325130-R	09/21	118.217	118.552	113.819	121.189	119.107
Synthetic organic dyes		325130-R8	12/82	135.107	129.784	128.862	132.195	128.284
Synthetic organic pigments, lakes, and toners		325130-R9	12/82	215.437	224.468	209.219	230.162	228.625
Secondary products and miscellaneous receipts		325130-SM						
Secondary products		325130-S	12/11	142.474	140.992	139.818	141.105	141.200
Other basic inorganic chemical manufacturing	32518		12/03	382.735	383.163	373.901	373.594	374.358
Other basic inorganic chemical manufacturing	325180		12/10	166.695	166.878	162.846	162.713	163.046
Primary products		325180-P	12/10	135.117	135.484	132.064	131.897	132.179
Potassium and sodium compounds, excluding bleaches, alkalis, and alum.		325180-A	12/82	617.557	610.647	607.623	603.972	603.972
All other inorganic chemicals		325180-H	12/03	379.144	386.971	379.612	379.911	382.030
Inorganic acids, excluding nitric, sulfuric and phosphoric		325180-3	12/82	168.722	168.208	172.799	171.480	171.480
Sodium hydroxide (caustic soda)		325180-4	12/80	524.586	499.206	449.819	443.895	444.231
Carbon black, all processes		325180-6	12/83	619.609	640.253	654.879	673.954	673.954
Other alkalis		325180-7	12/11	166.850	167.413	158.689	158.582	157.989
Sulfuric acid		325180-9	12/82	156.193	156.193	156.193	157.510	157.510
Secondary products and miscellaneous receipts		325180-SM						
Miscellaneous receipts		325180-M	12/10	344.677	344.677	—	—	—
Secondary products		325180-S	12/10	231.459	225.017	218.730	220.269	220.769
Other basic organic chemical mfg.	32519		12/03	232.223	231.403	233.339	227.240	220.371
Ethyl alcohol manufacturing	325193		12/03	246.334	245.320	244.361	227.666	205.097
Primary products		325193-P	12/82	270.781	269.877	270.510	248.669	220.014
Ethyl alcohol		325193-0	12/82	275.134	274.675	275.642	248.385	217.237
Distillers' dried grains (dark and light) and dried solubles		325193-2	12/22	86.535	84.941	84.221	91.643	88.267
Secondary products and miscellaneous receipts		325193-SM						
Secondary products		325193-S	12/03	196.615	194.886	186.914	188.115	186.137
Cyclic crude, intermediate, and gum and wood chemical mfg.	325194		06/11	125.484	125.916	126.907	119.001	118.754
Primary products		325194-P	06/11	143.056	143.492	142.949	134.720	134.465
Gum and wood chemicals, including wood distillation products		325194-1	06/84	521.050	525.739	525.972	511.812	510.873
Cyclic crude and intermediate chemicals		325194-2	12/03	249.189	249.491	248.221	231.559	231.116
Secondary products and miscellaneous receipts		325194-SM						
All other basic organic chemical manufacturing	325199		12/03	236.190	235.251	238.656	237.998	237.390
Primary products		325199-P	12/82	397.276	395.014	401.886	400.461	398.069
Natural organic chemicals		325199-E	12/08	149.169	145.717	145.762	145.213	145.213
Synthetic organic chemicals for use as flavor and perfume materials		325199-H	12/03	184.350	184.350	184.350	—	—
Synthetic organic rubber-processing chemicals		325199-K	12/03	206.641	—	—	209.198	—
Synthetic organic plasticizers		325199-N	12/03	220.387	212.594	218.194	219.080	220.659
Other synthetic organic chemicals		325199-R	12/03	174.661	169.860	178.698	180.213	180.663
Miscellaneous end use chemicals and chemical products, excluding urea		325199-T	12/82	434.933	435.052	435.957	431.987	432.439
Miscellaneous cyclic and acyclic chemicals and chemical products, excluding fatty acid esters		325199-V	12/82	363.009	358.200	363.750	368.045	368.045
Fatty acids		325199-1	06/85	314.678	331.192	332.764	314.210	289.707
Industrial organic flavor oil mixtures and blends		325199-7	12/08	379.018	348.346	328.375	325.828	324.828
Secondary products and miscellaneous receipts		325199-SM						
Miscellaneous receipts		325199-M	12/82	1,618.679	1,618.679	—	—	—
Resin, synthetic rubber, and artificial/synthetic fiber/filaments mfg.	3252		12/84	239.793	240.136	237.087	237.605	236.048
Resin and synthetic rubber mfg.	32521		12/03	193.333	193.133	189.737	190.441	189.859
Plastics material and resin manufacturing	325211		12/80	318.412	317.718	310.872	312.080	311.533
Primary products		325211-P	12/80	287.711	287.023	280.535	281.682	281.167
Thermoplastic resins and plastics materials		325211-1	12/80	281.704	280.715	274.742	276.475	276.009
Thermosetting resins and plastics materials		325211-4	12/80	324.269	325.807	315.704	312.534	311.671
Secondary products and miscellaneous receipts		325211-SM						
Synthetic rubber manufacturing	325212		06/81	234.482	237.404	244.152	244.604	240.294
Primary products		325212-P	06/81	231.782	234.704	241.451	241.904	237.594

See footnotes at end of table.

Table 11. Producer price indexes for net output of selected industries and their products, not seasonally adjusted — Continued
 [December 2023]

Title ¹	Industry code	Product code	Index base	Unadjusted index ²				
				Aug. 2023	Sept. 2023 ^P	Oct. 2023 ^P	Nov. 2023 ^P	Dec. 2023 ^P
Synthetic rubber manufacturing - Continued								
Synthetic rubber (vulcanizable elastomers).....		325212-0	06/81	231.782	234.704	241.451	241.904	237.594
Secondary products and miscellaneous receipts.....		325212-SM						
Artificial fibers and filaments manufacturing.....	32522		12/03	148.500	153.133	159.927	157.572	150.375
Artificial fibers and filaments manufacturing.....	325220		06/81	151.195	155.922	162.852	160.449	153.086
Primary products.....		325220-P	06/81	155.986	161.103	168.584	165.991	157.439
Polyester manufactured fibers.....		325220-7	12/89	149.689	149.966	151.248	151.225	151.225
Other noncellulosic organic fibers, incl. polyamide, polyolefin, and producer-textured.....		325220-9	06/11	121.210	126.896	135.610	132.331	122.572
Secondary products and miscellaneous receipts.....		325220-SM						
Pesticide, fertilizer, and other agricultural chemical mfg.....	3253		12/84	271.549	265.824	272.276	274.114	275.407
Fertilizer mfg.....	32531		12/03	226.513	225.931	235.556	238.527	240.540
Nitrogenous fertilizer manufacturing.....	325311		12/79	366.509	365.150	393.366	402.619	405.579
Primary products.....		325311-P	12/79	358.323	356.795	384.615	393.738	396.555
Synthetic ammonia, nitric acid, ammonium compounds, and urea.....		325311-A	12/14	96.064	95.601	104.024	106.787	107.640
Fertilizer materials of organic origin.....		325311-7	06/03	141.479	141.479	141.479	141.479	141.479
Secondary products and miscellaneous receipts.....		325311-SM						
Secondary products.....		325311-S	12/79	483.785	513.663	513.654	513.654	-
Phosphatic fertilizer manufacturing.....	325312		12/79	431.866	436.324	453.910	458.592	465.141
Primary products.....		325312-P	12/79	354.693	358.446	373.253	377.195	382.709
Phosphoric acid, superphosphates, and other phosphatic fertilizer materials.....		325312-A	12/09	159.351	161.163	170.347	172.976	176.653
Mixed fertilizers, made in plants which manufacture fertilizer materials.....		325312-7	12/79	460.205	464.321	468.436	468.436	468.436
Secondary products and miscellaneous receipts.....		325312-SM						
Fertilizer, mixing only, manufacturing (including compost).....	325314		12/79	275.893	269.531	268.894	268.938	268.749
Primary products.....		325314-P	12/79	279.372	272.832	272.123	272.123	271.889
Mixed fertilizers, mixing only.....		325314-0	06/86	248.148	242.339	241.710	241.710	241.502
Mixed fertilizers, dry, mixing only.....		325314-01	06/03	197.220	196.765	196.003	196.003	195.803
Mixed fertilizers, liquid, mixing only.....		325314-02	06/86	221.675	194.267	195.101	195.101	195.101
Secondary products and miscellaneous receipts.....		325314-SM						
Miscellaneous receipts.....		325314-M	12/79	168.807	167.622	168.929	170.091	171.264
Pesticide and other agricultural chemical mfg.....	32532		12/03	149.044	142.720	143.042	142.959	142.959
Pesticide and other agricultural chemical manufacturing.....	325320		06/82	205.211	196.503	196.947	196.833	196.833
Primary products.....		325320-P	06/82	216.753	207.515	207.985	207.864	207.864
Agricultural and commercial pesticides and chemicals.....		325320-1	06/03	145.549	138.975	139.319	139.231	139.231
Lawn and garden pesticides and chemicals.....		325320-4	06/03	201.616	195.662	195.662	195.662	195.662
Household and institutional pesticides and chemicals.....		325320-7	06/03	186.768	186.768	186.768	186.768	186.768
Secondary products and miscellaneous receipts.....		325320-SM						
Pharmaceutical and medicine mfg.....	3254		12/84	567.682	567.310	567.954	568.117	567.924
Pharmaceutical and medicine mfg.....	32541		12/03	237.025	236.870	237.139	237.207	237.126
Medicinal and botanical manufacturing.....	325411		06/82	183.166	183.108	184.695	184.753	184.251
Primary products.....		325411-P	06/82	186.467	186.403	188.176	188.241	187.679
Synthetic organic medicinal chemicals, medicinal & botanical drugs, & other products.....		325411-0	12/11	104.015	103.979	104.968	105.004	104.691
Secondary products and miscellaneous receipts.....		325411-SM1						
Pharmaceutical preparation manufacturing.....	325412		06/81	896.164	895.962	896.674	896.790	896.263
Primary products.....		325412-P	06/81	980.224	979.993	980.805	980.937	980.321
Pharmaceuticals acting on the respiratory system, for human use.....		325412-A	06/01	217.013	217.013	217.013	217.013	217.013
Antihistamines and bronchodilators, including antiasthmatics.....		325412-A111	06/81	1,152.280	1,152.280	1,152.280	1,152.280	1,152.280
Other respiratory preparations.....		325412-A112	06/01	209.070	209.070	209.070	209.070	209.070
Other respiratory preparations, over-the-counter.....		325412-A112OC	05/17	109.040	109.040	109.040	109.040	109.040
Other respiratory preparations, prescription.....		325412-A112RX	05/17	92.636	92.636	92.636	92.636	92.636
Pharmaceuticals acting on the digestive or the genito-urinary systems, for human use.....		325412-D	06/01	194.201	194.201	194.941	194.941	194.941
Other digestive or genito-urinary preparations.....		325412-D112	06/01	200.664	200.664	201.507	201.507	201.507
Other digestive or genito-urinary preparations, prescription.....		325412-D112RX	05/17	101.068	101.068	101.575	101.575	101.575
Pharmaceuticals acting on the skin, for human use.....		325412-G	06/01	178.670	178.670	178.670	178.670	177.430
Other pharmaceutical preparations acting on the skin.....		325412-G311	12/09	108.949	108.949	108.949	108.949	108.949
Anti-acne preparations.....		325412-G611	12/09	106.130	106.130	106.130	106.130	106.130
Vitamin, nutrient, and hematonic preparations, for human use.....		325412-L	06/01	153.389	153.242	154.875	155.159	155.159
Multivitamins.....		325412-L111	06/81	217.704	217.704	215.959	215.959	215.959
Other vitamins and nutrients.....		325412-L112	06/01	158.025	157.792	160.699	161.051	161.051
Pharmaceuticals affecting parasitic and infective diseases, for human use.....		325412-Q	06/01	282.065	282.065	282.065	282.065	282.065
Broad and medium spectrum antibiotics.....		325412-Q111	06/81	603.966	603.966	603.966	603.966	603.966
Systemic antivirals.....		325412-Q112	06/01	294.106	294.106	294.106	294.106	294.106
Other parasitic and infective diseases.....		325412-Q113	06/01	315.118	315.118	315.118	315.118	315.118

See footnotes at end of table.

Table 11. Producer price indexes for net output of selected industries and their products, not seasonally adjusted — Continued
 [December 2023]

Title ¹	Industry code	Product code	Index base	Unadjusted index ²				
				Aug. 2023	Sept. 2023 ^P	Oct. 2023 ^P	Nov. 2023 ^P	Dec. 2023 ^P
Pharmaceutical preparation manufacturing - Continued								
Pharmaceuticals for veterinary use, incl medicinal premixes/pet care products.		325412-W	06/81	209.500	209.500	209.500	209.500	209.500
Pharmaceuticals affecting neoplasms, the endocrine system, & metabolic diseases, for human use.		325412-1	06/01	326.932	326.932	326.932	326.937	326.937
Cancer therapy products.		325412-1111	06/81	961.495	961.495	961.495	961.495	961.495
Insulin/antidiabetes products.		325412-1112	06/81	1,649.930	1,649.930	1,649.930	1,650.239	1,650.239
Other neoplasms, endocrine system, and metabolic diseases.		325412-1113	06/81	1,107.733	1,107.733	1,107.733	1,107.733	1,107.733
Hormones and oral contraceptives.		325412-1114	12/09	226.878	226.878	226.878	226.878	226.878
Pharmaceuticals acting on the central nervous system and the sense organs, for human use.		325412-4	06/01	341.849	341.849	341.849	341.849	341.849
Analgesics.		325412-4111	06/01	353.017	353.017	353.017	353.017	353.017
Psychotherapeutics.		325412-4112	06/81	7,376.267	7,376.267	7,376.267	7,376.267	7,376.267
Antidepressants.		325412-41121	12/87	1,311.062	1,311.062	1,311.062	1,311.062	1,311.062
Other psychotherapeutics, including tranquilizers.		325412-41123	06/01	370.216	370.216	370.216	370.216	370.216
Other central nervous system and sense organs.		325412-4113	06/01	270.399	270.399	270.399	270.399	270.399
Anticonvulsants.		325412-4114	12/09	221.858	221.858	221.858	221.858	221.858
Analgesics, over-the-counter.		325412-4111OC	05/17	110.851	110.851	110.851	110.851	110.851
Analgesics, prescription.		325412-4111RX	05/17	133.784	133.784	133.784	133.784	133.784
Pharmaceuticals acting on the cardiovascular system, for human use.		325412-7	06/81	1,720.844	1,720.844	1,720.844	1,720.844	1,720.627
Other cardiovascular preparations.		325412-7113	06/01	559.819	559.819	559.819	559.819	559.711
Secondary products and miscellaneous receipts.		325412-SM						
Miscellaneous receipts.		325412-M	06/81	576.860	576.860	576.860	576.860	576.860
Secondary products.		325412-S	06/81	318.381	318.381	318.381	318.381	—
In-vitro diagnostic substance manufacturing.	325413		03/80	284.235	281.258	280.702	281.381	282.050
Primary products.		325413-P	06/87	200.332	198.044	197.619	198.138	198.645
In-vitro diagnostic substances.		325413-0	06/91	177.892	175.860	175.483	175.944	176.394
Secondary products and miscellaneous receipts.		325413-SM						
Secondary products.		325413-S	03/80	425.295	425.820	425.764	425.855	426.289
Other biological product manufacturing.	325414		06/91	253.626	254.488	255.919	255.919	255.919
Primary products.		325414-P	06/91	263.316	264.252	265.805	265.805	265.805
Biological products, excluding diagnostic, for veterinary, industrial, and all other misc. uses.		325414-A	03/80	196.943	199.027	202.484	202.484	—
Biological products, excluding diagnostic, for human use.		325414-T	06/09	153.909	153.909	153.909	153.909	153.909
Secondary products and miscellaneous receipts.		325414-SM1						
Paint, coating & adhesive mfg.	3255		12/03	235.909	235.449	234.920	235.066	234.972
Paint and coating mfg.	32551		06/83	416.513	414.979	413.624	414.012	413.765
Paint and coating manufacturing.	325510		06/83	415.815	414.283	412.927	413.315	413.063
Primary products.		325510-P	06/83	422.721	421.120	419.500	419.904	419.234
Miscellaneous allied paint products including paint and varnish removers, thinners, etc.		325510-B	12/88	382.737	373.703	366.543	374.388	374.969
Architectural coatings.		325510-1	06/83	503.553	503.619	501.681	501.681	501.681
Exterior architectural coatings.		325510-11	12/12	186.180	186.248	186.259	186.259	186.259
Interior architectural coatings.		325510-12	12/12	153.805	153.805	152.876	152.876	152.876
Product finishes for original equipment manufacturers (OEM), excluding marine coatings.		325510-4	06/83	265.649	266.538	263.569	263.129	264.070
Transportation finishes, except powdered and high-solids coatings.		325510-41	12/12	120.089	120.361	117.598	118.800	118.800
All other product finishes for original equipment manufacturers (OEM), excluding marine coating.		325510-42	12/12	148.697	149.236	148.037	147.335	148.000
Special purpose coatings incl. marine, industrial, construction and maintenance coatings, etc.		325510-7	06/83	528.261	521.309	526.002	525.126	518.890
Automotive, other transportation and machinery refinish paints and enamels, including primers.		325510-71	12/12	154.841	153.662	152.056	154.142	166.899
Special purpose coatings, including all marine coatings and traffic marking paints.		325510-72	12/12	146.856	144.879	146.339	145.973	143.477
Secondary products and miscellaneous receipts.		325510-SM						
Secondary products.		325510-S	06/83	349.379	349.379	348.761	348.761	348.761
Adhesive mfg.	32552		12/03	220.154	220.470	220.411	220.411	220.408
Adhesive manufacturing.	325520		12/83	358.065	358.578	358.482	358.483	358.477
Primary products.		325520-P	12/83	361.073	361.607	361.504	361.506	361.506
Nonstructural caulking compounds and sealants.		325520-A	12/06	221.512	221.512	221.512	221.512	221.512
Structural sealants (load bearing).		325520-B	12/06	132.807	132.807	132.807	132.807	132.807
Synthetic resin & rubber adhesives, incl all types of bonding & laminating adhesives.		325520-4	12/83	371.294	372.217	371.802	371.807	371.807
Epoxy adhesives.		325520-41	06/06	205.507	205.807	205.807	206.371	206.371
Other synthetic resin and rubber adhesives.		325520-46	06/97	241.070	242.550	241.865	241.816	241.816
Secondary products and miscellaneous receipts.		325520-SM						
Secondary products.		325520-S	12/83	312.548	312.418	312.645	312.552	312.159
Soap, cleaners, and toilet preparation mfg.	3256		12/84	213.430	213.109	213.667	213.549	213.495

See footnotes at end of table.

Table 11. Producer price indexes for net output of selected industries and their products, not seasonally adjusted — Continued
 [December 2023]

Title ¹	Industry code	Product code	Index base	Unadjusted index ²				
				Aug. 2023	Sept. 2023 ^P	Oct. 2023 ^P	Nov. 2023 ^P	Dec. 2023 ^P
Soap & cleaning compound mfg.	32561		12/03	181.751	181.388	181.750	181.533	181.422
Soap and other detergent manufacturing.	325611		06/83	225.790	225.527	225.580	225.216	225.096
Primary products.		325611-P	06/83	228.591	228.296	228.331	227.976	227.840
Soaps and detergents, commercial, industrial, and institutional.		325611-1	06/83	338.425	337.661	337.661	337.933	337.933
Commercial, industrial, and institutional hard surface cleaners.		325611-11	06/07	144.004	144.004	144.004	144.004	144.004
Commercial, industrial, and institutional laundry detergents.		325611-12	06/07	180.598	180.598	180.598	180.598	180.598
Commercial, industrial, and institutional dishwashing detergents.		325611-13	12/11	168.509	168.509	168.509	168.509	168.509
Commercial, industrial, and institutional metal cleaners.		325611-14	12/11	149.354	149.354	149.354	149.354	149.354
Dairy, farm, and food plant cleaners, sanitizers, etc.		325611-16	06/07	158.497	158.497	158.497	—	—
Commercial, industrial, and institutional soaps, excluding specialty cleaners.		325611-17	06/07	162.539	161.147	161.147	161.127	161.127
Household detergents.		325611-4	06/83	186.164	186.290	186.476	186.597	186.755
Household alkaline detergents and cleaners.		325611-45	05/18	141.007	141.105	141.250	141.344	141.468
Household dry and liquid laundry detergents.		325611-46	05/18	118.126	118.126	118.126	118.126	118.126
Soaps, excluding specialty cleaners, household.		325611-7	06/83	222.238	221.999	221.999	220.159	219.509
Secondary products and miscellaneous receipts.		325611-SM						
Miscellaneous receipts.		325611-M	06/83	234.914	234.914	234.914	234.914	234.914
Secondary products.		325611-S	06/83	205.431	205.428	205.693	205.130	205.144
Polish and other sanitation good mfg.	325612		06/83	248.138	248.138	248.338	248.001	248.001
Primary products.		325612-P	06/83	257.763	257.763	257.992	257.607	257.607
Polishing preparations and related products.		325612-7	06/83	302.222	302.222	304.206	300.869	300.869
Specialty cleaning and sanitation products.		325612-8	05/17	119.319	119.319	119.319	119.319	119.319
Disinfectants, nonagricultural, industrial and institutional.		325612-81	05/17	141.844	141.844	141.844	141.844	141.844
Air and room fresheners.		325612-83	06/83	188.370	188.370	188.370	188.370	188.370
Laundry fabric softeners and rinses, liquid and dry.		325612-88	05/17	114.188	114.188	114.188	114.188	114.188
Other specialty cleaning and sanitation products.		325612-89	06/89	189.488	189.488	189.488	189.488	189.488
Secondary products and miscellaneous receipts.		325612-SM						
Miscellaneous receipts.		325612-M	06/83	179.696	179.696	179.696	179.696	179.696
Surface active agent manufacturing.	325613		12/83	336.650	334.519	337.398	337.468	337.041
Primary products.		325613-P	12/83	368.732	366.280	369.859	369.859	369.859
Surfactants, finishing agents, and assistants.		325613-0	12/83	368.732	366.280	369.859	369.859	369.859
Surfactants (bulk surface active agents).		325613-02	12/83	428.366	424.479	430.152	430.152	430.152
Secondary products and miscellaneous receipts.		325613-SM						
Toilet preparation mfg.	32562		12/03	133.276	133.133	133.555	133.556	133.565
Toilet preparation manufacturing.	325620		03/80	242.383	242.123	242.889	242.891	242.907
Primary products.		325620-P	03/80	243.099	242.825	243.520	243.513	243.513
Denture cleaners, mouthwashes, gargles, and rinses.		325620-A	12/03	146.471	146.471	150.961	150.961	150.961
Creams, lotions, and oils, excluding shaving, hair, and deodorant.		325620-D	03/80	236.754	236.754	236.754	236.754	236.754
Other cosmetics and toilet preparations.		325620-G	06/99	126.041	125.713	125.808	125.808	125.808
Shaving preparations.		325620-1	03/80	250.038	250.038	250.060	249.835	249.835
Perfumes, toilet waters, and colognes.		325620-4	03/80	243.462	243.462	243.462	243.462	243.462
Hair preparations (including shampoos).		325620-7	03/80	273.220	273.220	273.220	273.220	273.220
Hair preparations incl professional, consumer, and cream/gel shampoos.		325620-71	06/07	153.697	153.697	153.697	153.697	153.697
Hair tonics and hair dressings incl professional and consumer use.		325620-72	06/07	126.653	126.653	126.653	126.653	126.653
Secondary products and miscellaneous receipts.		325620-SM						
Secondary products.		325620-S	03/80	375.848	375.834	380.351	380.693	381.367
Other chemical product & preparation mfg.	3259		12/03	175.948	175.266	175.339	173.278	175.581
Printing ink mfg.	32591		12/03	193.076	192.832	193.177	192.881	193.292
Printing ink manufacturing.	325910		06/84	258.831	258.503	258.966	258.569	259.121
Primary products.		325910-P	06/84	263.331	262.987	263.480	263.062	263.630
Flexographic printing inks.		325910-A	06/84	296.927	296.927	296.357	296.357	296.357
Nonimpact/digital inks.		325910-E	06/05	227.051	227.156	229.966	228.963	230.575
All other printing inks.		325910-H	06/84	238.044	241.892	241.256	240.073	240.984
Lithographic and offset inks.		325910-6	06/84	253.129	252.441	252.018	252.018	252.018
News and nonheat web offset printing inks.		325910-61	12/89	348.396	338.357	338.357	338.357	338.357
Publication and commercial web inks.		325910-62	12/97	167.921	167.921	167.921	167.921	167.921
Sheet-fed general inks.		325910-63	12/97	162.219	162.219	161.445	161.445	161.445
Sheet-fed packaging inks.		325910-64	06/05	150.499	150.109	149.458	149.458	149.458
Gravure printing inks.		325910-7	06/84	172.966	172.966	172.966	172.966	172.966
Secondary products and miscellaneous receipts.		325910-SM						
Miscellaneous receipts.		325910-M	06/84	189.805	189.805	189.805	189.805	189.805
Explosives mfg.	32592		12/06	154.206	154.277	154.308	155.133	154.964
Explosives manufacturing.	325920		12/80	391.652	391.832	391.910	394.007	393.576
Primary products.		325920-P	12/80	350.516	351.137	351.191	353.193	352.736
Explosives and blasting accessories.		325920-0	12/80	352.792	353.417	353.471	355.487	355.026
Secondary products and miscellaneous receipts.		325920-SM						

See footnotes at end of table.

Table 11. Producer price indexes for net output of selected industries and their products, not seasonally adjusted — Continued
 [December 2023]

Title ¹	Industry code	Product code	Index base	Unadjusted index ²				
				Aug. 2023	Sept. 2023 ^P	Oct. 2023 ^P	Nov. 2023 ^P	Dec. 2023 ^P
All other chemical product & preparation mfg.	32599		12/03	173.676	172.901	172.949	170.516	173.171
Custom compounding of purchased resins.	325991		06/93	203.586	203.006	201.708	201.488	201.117
Primary products.		325991-P	06/93	212.643	212.004	210.648	210.418	210.032
Custom compounding of purchased resins and color concentrates.		325991-0	06/93	211.579	210.943	209.594	209.366	208.981
Secondary products and miscellaneous receipts.		325991-SM						
Photographic Film, Paper, Plate, Chemical, and Copy Toner Manufacturing.	325992		12/03	157.723	161.873	163.301	150.467	164.902
Primary products.		325992-P	12/03	169.998	175.031	176.580	161.718	178.790
Photographic sensitized film, plates, paper, & cloth.		325992-T	06/07	184.406	193.385	195.880	173.210	200.223
Photographic sensitized film, plates, paper, & cloth, silver-halide-type (excl X-ray).		325992-T1	01/00	176.067	186.358	189.183	163.556	193.824
Photographic sensitized film, plates, paper & cloth, other than silver-halide-type (incl X-ray).		325992-T3	12/03	167.375	166.732	166.732	166.525	168.145
Prepared photographic chemicals.		325992-5	12/83	80.595	79.196	79.052	79.052	78.008
Secondary products and miscellaneous receipts.		325992-SM						
Other miscellaneous chemical product manufacturing.	325998		06/85	261.565	257.959	258.308	257.722	258.575
Primary products.		325998-P	06/85	255.718	251.851	252.214	251.592	252.504
Water treating compounds.		325998-A	06/85	221.603	212.238	212.141	207.424	207.424
All other chemical preparations, including essential oils, matches, and gelatin.		325998-J	06/85	278.020	277.321	277.104	277.991	279.554
Secondary products and miscellaneous receipts.		325998-SM						
Miscellaneous receipts.		325998-M	12/03	165.307	165.307	165.307	165.307	165.307
Secondary products.		325998-S	06/85	348.472	348.818	349.382	349.071	—
Plastics and rubber products mfg.	326		12/84	250.301	250.063	250.038	250.237	250.338
Plastics product mfg.	3261		06/93	222.124	221.871	221.885	222.069	222.148
Unsupported plastics film, sheet, and bag mfg.	32611		12/03	196.545	195.140	195.340	195.443	195.652
Plastics bag and pouch manufacturing.	326111		12/03	211.409	211.321	211.606	211.466	211.554
Primary products.		326111-P	12/03	214.549	214.382	214.587	214.509	214.519
Single-web film specialty bags, pouches, and liners.		326111-1	12/83	328.025	327.685	327.975	327.854	327.871
Polyethylene grocery and variety bags and pouches.		326111-11	06/07	163.119	163.347	163.673	163.673	163.673
Polyethylene refuse bags.		326111-12	06/07	148.490	147.629	146.877	147.723	147.723
Other polyethylene bags, pouches, and liners.		326111-15	06/07	182.519	182.442	183.324	182.483	182.511
Coextruded single-web film specialty bags, pouches, & liners.		326111-16	06/13	135.967	135.967	135.967	135.967	135.967
Multiweb film/film combination specialty bags, pouches, and liners.		326111-3	12/03	202.209	204.869	205.858	205.858	205.858
Secondary products and miscellaneous receipts.		326111-SM						
Secondary products.		326111-S	12/03	225.073	227.218	229.857	227.938	230.188
Plastics packaging film and sheet mfg.	326112		12/03	172.696	173.997	174.334	174.424	174.318
Primary products.		326112-P	12/03	174.964	176.238	176.588	176.910	176.734
Single-web film, rolls, and sheets, including coextruded, for flexible packaging uses.		326112-1	12/87	269.470	271.835	273.736	272.423	271.829
Single-web film, rolls, and sheets for flexible packaging uses.		326112-11	06/07	176.751	177.943	178.412	177.646	177.646
Coextruded single-web film, for flexible packaging uses.		326112-12	06/07	152.093	154.784	158.785	157.684	155.882
Film/film multiweb laminated rolls and sheets, excluding foil, for flexible packaging uses.		326112-3	12/87	190.716	190.776	186.668	192.984	193.857
Secondary products and miscellaneous receipts.		326112-SM						
Secondary products.		326112-S	12/03	170.278	172.305	172.514	169.045	169.983
Nonpackaging plastics film and sheet mfg.	326113		06/93	231.126	225.437	225.430	225.762	226.438
Primary products.		326113-P	12/82	286.472	279.092	279.147	279.533	280.280
Unlaminated plastics film and sheet, excluding packaging.		326113-0	12/82	286.472	279.092	279.147	279.533	280.280
Unlaminated polyethylene film and sheet.		326113-01	06/93	280.967	273.299	273.801	273.801	273.801
Unlaminated vinyl and vinyl copolymer film and sheet.		326113-03	06/93	256.970	255.138	255.138	255.138	255.138
Miscellaneous unlaminated plastics film and sheet.		326113-04	06/93	217.681	211.473	210.564	210.564	210.564
Secondary products and miscellaneous receipts.		326113-SM						
Secondary products.		326113-S	06/93	169.626	169.984	169.088	169.684	171.473
Plastics pipe/fitting/unsupported shapes mfg.	32612		12/03	274.821	274.612	275.973	274.405	274.643
Unlaminated plastics profile shape mfg.	326121		06/93	172.432	173.392	175.722	176.646	180.501
Primary products.		326121-P	12/82	222.530	223.945	227.383	228.747	234.434
Unlaminated plastics profile shapes.		326121-0	12/82	222.530	223.945	227.383	228.747	234.434
Secondary products and miscellaneous receipts.		326121-SM						
Plastics pipe and pipe fitting manufacturing.	326122		06/93	474.257	472.498	472.952	467.798	463.457
Primary products.		326122-P	12/82	458.666	456.931	457.337	452.309	448.053
Plastics pipe.		326122-1	12/82	449.174	447.532	447.823	442.281	436.621
Plastics drain, waste, and vent pipe.		326122-11	06/87	244.607	244.941	238.296	235.237	231.826
Plastics water pipe.		326122-13	06/87	408.431	406.852	415.389	406.379	398.297
Plastics sewer, stormdrain, and water main pipe.		326122-18	12/17	206.367	203.747	204.550	203.602	202.142
Other plastics pipe.		326122-1B	07/87	477.655	477.655	477.655	477.655	477.655
Plastics pipe fittings and unions.		326122-3	12/03	427.959	426.072	426.951	425.159	428.185
Secondary products and miscellaneous receipts.		326122-SM						

See footnotes at end of table.

Table 11. Producer price indexes for net output of selected industries and their products, not seasonally adjusted — Continued
 [December 2023]

Title ¹	Industry code	Product code	Index base	Unadjusted index ²				
				Aug. 2023	Sept. 2023 ^p	Oct. 2023 ^p	Nov. 2023 ^p	Dec. 2023 ^p
Plastics pipe and pipe fitting manufacturing - Continued								
Miscellaneous receipts.....		326122-M	12/99	222.606	232.567	224.895	222.594	222.327
Secondary products.....		326122-S1	12/17	149.391	148.557	151.082	151.089	151.633
Laminated plastics plate, sheet, and shape mfg.....	32613		12/03	171.831	171.831	171.831	171.822	171.822
Laminated plastics plate, sheet (except packaging), and shape manufacturing.....	326130		06/93	213.732	213.732	213.732	213.720	213.721
Primary products.....		326130-P	12/82	279.624	279.624	279.624	279.624	279.624
Laminated plastics plates, sheet (except packaging), and shapes.....		326130-0	12/82	279.624	279.624	279.624	279.624	279.624
Secondary products and miscellaneous receipts.....		326130-SM						
Secondary products.....		326130-S	06/93	195.439	195.439	—	—	—
Polystyrene foam product mfg.....	32614		12/03	317.370	316.194	317.135	317.340	316.429
Polystyrene foam product manufacturing.....	326140		12/03	317.521	316.346	317.286	317.490	316.581
Primary products.....		326140-P	12/03	307.271	305.784	306.972	307.231	305.890
Packaging, polystyrene foam products.....		326140-2	12/03	368.070	366.612	367.260	367.490	366.947
Polystyrene foam food containers.....		326140-21	06/06	319.868	319.868	320.731	322.997	322.274
Polystyrene foam protective shipping pads, shaped cushioning, etc.....		326140-22	06/06	308.145	304.634	304.634	301.092	301.092
Building and construction polystyrene foam products.....		326140-3	12/03	224.555	224.555	224.555	224.278	224.278
Consumer and institutional polystyrene foam products.....		326140-5	12/82	402.561	398.665	402.378	403.343	398.936
All other polystyrene foam products incl. transportation application uses.....		326140-9	06/06	193.824	193.824	193.824	193.824	—
Secondary products and miscellaneous receipts.....		326140-SM						
Foam product (ex polystyrene) mfg.....	32615		12/03	193.282	192.999	192.990	192.401	192.400
Urethane and other foam product mfg.....	326150		12/03	193.261	192.977	192.969	192.379	192.378
Primary products.....		326150-P	12/03	187.652	187.361	187.361	186.746	186.746
Packaging polyurethane foam products.....		326150-2	12/03	295.101	295.101	295.101	295.101	295.101
Furniture and furnishings polyurethane foam products.....		326150-4	12/82	284.801	283.740	283.740	281.541	281.541
Polyurethane foam formed and slab stock for pillows, seating, and cushioning...		326150-41	12/05	159.117	156.760	156.760	155.545	155.545
Consumer and institutional polyurethane foam products.....		326150-5	12/03	—	—	—	238.757	238.757
All other miscellaneous polyurethane foam products.....		326150-6	12/03	120.944	120.944	120.944	120.721	120.721
Products made of foam other than polystyrene or polyurethane.....		326150-9	12/99	164.214	164.214	164.214	164.214	164.214
Secondary products and miscellaneous receipts.....		326150-SM						
Secondary products.....		326150-S	12/03	261.152	261.342	261.015	261.868	261.814
Plastics bottle mfg.....	32616		12/03	148.230	148.075	147.655	148.131	148.646
Plastics bottle manufacturing.....	326160		06/93	167.072	166.898	166.425	166.961	167.541
Primary products.....		326160-P	12/82	186.446	186.248	185.646	186.181	186.850
Plastics bottles.....		326160-0	06/87	177.663	177.474	176.901	177.411	178.049
Secondary products and miscellaneous receipts.....		326160-SM						
Other plastics product mfg.....	32619		12/03	181.960	182.142	181.885	182.347	182.391
Plastics plumbing fixture manufacturing.....	326191		06/93	206.378	206.378	206.440	205.257	203.040
Primary products.....		326191-P	06/93	208.169	208.169	208.233	206.982	204.675
Plastics plumbing fixtures.....		326191-0	06/93	208.169	208.169	208.233	206.982	204.675
Secondary products and miscellaneous receipts.....		326191-SM						
Miscellaneous receipts.....		326191-M	12/04	102.539	102.539	102.539	102.539	102.539
All other plastics product manufacturing.....	326199		06/93	200.997	201.208	200.908	201.497	201.649
Primary products.....		326199-P	06/87	237.204	237.485	237.022	237.774	237.860
All other reinforced and fiberglass plastics products.....		326199-A	06/93	268.551	268.748	268.748	268.748	271.025
Consumer/institutional/commercial fabricated plastics products (excl. foam and wire coated).....		326199-C	06/93	216.550	216.200	216.189	216.189	216.673
Transportation fabricated plastics products (excluding foam and reinforced plastics).....		326199-1	06/93	137.422	136.972	136.656	135.793	135.793
Electrical and electronic fabricated plastics (excluding foam and reinforced plastics).....		326199-2	12/82	144.874	146.184	145.228	146.250	149.941
Industrial machinery plastics products, excluding foam (incl. gears, bearings, etc.).....		326199-3	06/93	203.381	203.381	203.381	204.524	204.524
Plastics packaging (excluding film, sheet, foam, and bottles).....		326199-4	06/93	201.655	202.149	200.863	201.794	199.867
Building & construction fabricated plastics products (excl foam, plumbing fixtures, hardware).....		326199-8	12/03	182.691	184.077	184.077	187.067	187.549
Secondary products and miscellaneous receipts.....		326199-SM						
Miscellaneous receipts.....		326199-M	12/99	183.948	183.948	183.948	183.948	184.816
Secondary products.....		326199-S	06/93	179.316	179.276	180.231	180.557	181.202
Rubber product mfg.....	3262		12/03	194.174	194.154	193.986	194.113	194.237
Tire mfg.....	32621		06/81	218.317	218.140	217.921	217.842	217.862
Tire manufacturing, except retreading.....	326211		06/81	218.328	218.151	217.931	217.853	217.873
Primary products.....		326211-P	06/81	202.010	201.843	201.637	201.563	201.582
Tread rubber, tire sundries, and repair materials.....		326211-H	06/81	304.723	304.428	304.428	304.428	305.447
Pneumatic tires (including passenger, truck, bus, tractor, industrial, and other tires).....		326211-0	12/11	121.696	121.592	121.458	121.410	121.410

See footnotes at end of table.

Table 11. Producer price indexes for net output of selected industries and their products, not seasonally adjusted — Continued
[December 2023]

Title ¹	Industry code	Product code	Index base	Unadjusted index ²				
				Aug. 2023	Sept. 2023 ^P	Oct. 2023 ^P	Nov. 2023 ^P	Dec. 2023 ^P
Tire manufacturing, except retreading - Continued								
Passenger car pneumatic tires (casings).....		326211-01	06/81	184.865	184.865	184.575	184.575	184.575
Truck and bus (including off-the-highway) pneumatic tires.....		326211-03	06/81	189.422	189.422	189.422	189.247	189.247
Secondary products and miscellaneous receipts.....		326211-SM						
Rubber and plastics hose and belting.....	32622		12/03	205.147	205.258	204.654	204.597	204.577
Rubber and plastics hose and belting mfg.....	326220		12/81	328.004	328.181	327.216	327.124	327.092
Primary products.....		326220-P	12/81	329.827	330.010	329.008	328.937	328.937
Rubber and plastics belt and belting mfg.....		326220-D	12/11	146.305	146.305	145.871	145.812	145.812
Rubber and plastics transmission belts and belting (excluding flat).....		326220-D2	12/81	235.438	235.438	235.437	235.189	235.189
Rubber and plastic hose mfg.....		326220-H	12/11	131.202	131.359	130.949	130.949	130.949
Rubber and plastics hose for on- and off-highway motor vehicles.....		326220-H3	12/04	155.390	155.390	155.390	155.390	155.390
Industrial rubber and plastics hose without fittings.....		326220-H4	12/04	161.522	161.522	161.522	161.522	161.522
Rubber and plastics water hose (incl. fire, irrigation, etc.).....		326220-H5	12/04	227.273	229.009	224.455	224.455	224.455
Secondary products and miscellaneous receipts.....		326220-SM						
Other rubber product mfg.....	32629		12/88	216.608	216.738	216.723	217.212	217.554
Rubber product mfg. for mechanical use.....	326291		12/88	174.011	174.006	174.009	175.116	175.116
Primary products.....		326291-P	12/88	164.765	164.765	164.765	165.884	165.884
Other extruded rubber mechanical goods (excl. auto)(excl. tubing).....		326291-C	12/03	150.303	150.303	150.303	150.303	150.303
Molded rubber mechanical goods, automotive.....		326291-1	06/83	120.837	120.837	120.837	120.924	120.924
Molded rubber mechanical goods, transportation (excluding automotive)/off-highway machinery.....		326291-2	12/03	155.528	155.528	155.528	155.528	155.528
Other molded rubber mechanical goods (excluding tubing).....		326291-9	12/03	191.186	191.186	191.186	195.614	195.614
Secondary products and miscellaneous receipts.....		326291-SM						
Secondary products.....		326291-S	06/83	286.993	286.841	286.921	286.921	286.921
All other rubber product manufacturing.....	326299		06/83	281.540	281.832	281.768	281.610	282.363
Primary products.....		326299-P	06/83	284.210	284.537	283.611	283.444	284.319
All other miscellaneous rubber goods.....		326299-B	06/83	242.755	242.755	242.755	243.020	243.020
Rubber compounds or mixtures for sale or interplant transfer.....		326299-6	06/83	310.053	311.282	309.273	307.458	308.800
All other industrial rubber products.....		326299-7	06/83	322.293	322.293	320.895	321.938	323.821
Secondary products and miscellaneous receipts.....		326299-SM						
Secondary products.....		326299-S	06/83	—	—	252.728	252.715	252.168
Nonmetallic mineral product manufacturing.....	327		12/84	287.655	289.090	289.131	289.621	289.703
Clay product and refractory manufacturing.....	3271		12/03	177.049	177.490	177.090	178.232	178.540
Pottery, ceramics, and plumbing fixture mfg.....	32711		12/84	274.560	274.556	274.010	274.139	274.688
Pottery, ceramics, and plumbing fixture mfg.....	327110		12/11	150.890	150.887	150.588	150.659	150.960
Primary products.....		327110-P	12/11	146.158	146.114	145.802	145.876	146.216
Vitreous china, porcelain, and earthenware (semivitreous) table and kitchenware.....		327110-5	12/06	140.697	140.697	140.697	140.697	140.697
All other pottery products (including china decorated for the trade).....		327110-6	12/06	168.745	168.745	168.745	168.745	168.745
Porcelain, steatite, and other ceramic electrical products.....		327110-7	12/85	325.028	324.819	323.307	323.664	325.313
Secondary products and miscellaneous receipts.....		327110-SM						
Clay building material and refractories mfg.....	32712		12/03	177.460	178.072	177.652	179.205	179.497
Clay building material and refractories mfg.....	327120		12/11	139.947	140.429	140.099	141.323	141.553
Primary products.....		327120-P	12/11	140.196	140.690	140.352	141.606	141.841
Brick and structural clay tile.....		327120-1	12/84	253.665	253.684	254.075	254.075	254.075
Building or common brick.....		327120-11	12/84	251.002	251.002	251.393	251.393	251.393
Glazed brick and other brick (paving, floor, and sewer).....		327120-12	12/04	195.664	196.876	196.876	196.876	196.876
Clay floor and wall tile, glazed and unglazed (including quarry tile and ceramic mosaic tile).....		327120-2	06/85	116.684	117.553	116.911	122.204	122.204
Nonclay refractories (excluding dead-burned magnesia).....		327120-6	12/04	202.976	205.765	203.464	202.990	205.344
Clay refractories.....		327120-7	12/04	218.379	218.379	218.379	218.379	218.379
All other structural clay products, excluding clay refractories.....		327120-9	12/85	300.909	300.909	300.909	301.476	301.476
Secondary products and miscellaneous receipts.....		327120-SM						
Miscellaneous receipts.....		327120-M	12/11	140.513	140.513	140.513	140.513	140.513
Glass and glass product manufacturing.....	3272		12/03	165.929	166.845	166.718	166.767	167.229
Glass and glass product manufacturing.....	32721		12/03	165.929	166.845	166.718	166.767	167.229
Flat glass manufacturing.....	327211		12/80	147.836	146.397	146.634	146.545	146.545
Primary products.....		327211-P	12/80	141.693	140.301	140.529	140.444	140.444
Flat glass (float, sheet, and plate process), made by flat glass producers.....		327211-1	12/80	144.337	142.134	142.496	—	—
Other glass products, made by flat glass producers.....		327211-4	12/06	170.875	170.875	170.875	170.875	170.875
Secondary products and miscellaneous receipts.....		327211-SM						
Other pressed and blown glass and glassware.....	327212		06/83	202.395	202.412	202.306	202.472	202.471
Primary products.....		327212-P	06/83	200.619	200.637	200.529	200.698	200.687
Glass fiber and machine-made pressed and blown glass and glassware, made by glass producers.....		327212-B	06/12	151.826	151.839	151.756	151.887	151.878

See footnotes at end of table.

Table 11. Producer price indexes for net output of selected industries and their products, not seasonally adjusted — Continued
 [December 2023]

Title ¹	Industry code	Product code	Index base	Unadjusted index ²				
				Aug. 2023	Sept. 2023 ^p	Oct. 2023 ^p	Nov. 2023 ^p	Dec. 2023 ^p
Other pressed and blown glass and glassware - Continued								
Handmade pressed and blown glass and glassware, made by glass producers.....		327212-9	12/04	145.489	145.489	145.489	145.489	145.489
Secondary and miscellaneous receipts.....		327212-SM						
Glass container manufacturing.....	327213		06/82	280.052	274.106	274.200	272.256	271.911
Primary products.....		327213-P	06/82	281.175	275.198	275.293	273.338	272.991
Glass containers (including value of packaging).....		327213-0	12/03	202.250	197.950	198.019	196.612	196.363
Secondary products and miscellaneous receipts.....		327213-SM1						
Glass product mfg. made of purchased glass.....	327215		06/83	207.355	212.237	211.800	212.518	213.813
Primary products.....		327215-P	06/83	201.223	205.990	205.557	206.256	207.521
Pressed and blown glassware, made from purchased glass.....		327215-E	12/22	104.262	104.967	104.288	104.263	105.434
Other glass products, made from purchased glass.....		327215-F	06/83	196.552	198.508	198.897	199.508	201.163
Mirrors (decorated and undecorated), made from purchased glass.....		327215-9	06/83	195.074	210.711	208.130	209.497	208.727
Secondary products and miscellaneous receipts.....		327215-SM						
Secondary products.....		327215-S	06/83	249.192	249.242	249.243	249.769	249.769
Cement and concrete product manufacturing.....	3273		12/03	236.771	238.702	238.996	239.594	239.423
Cement manufacturing.....	32731		06/82	332.268	334.292	332.749	332.572	332.598
Cement manufacturing.....	327310		06/82	332.276	334.300	332.756	332.579	332.606
Primary products.....		327310-P	06/82	327.828	329.837	328.305	328.129	328.155
Cement, hydraulic (including cost of shipping containers).....		327310-0	06/89	324.082	326.068	324.554	324.379	324.406
Secondary products and miscellaneous receipts.....		327310-SM						
Ready-mix concrete manufacturing.....	32732		12/03	241.511	244.001	244.227	244.651	243.793
Ready-mix concrete manufacturing.....	327320		06/81	374.456	378.317	378.668	379.325	377.995
Primary products.....		327320-P	06/81	370.594	374.533	374.892	375.562	374.204
Northeast region ready-mix concrete.....		327320-A	12/12	168.242	168.788	168.788	167.759	-
Midwest region ready-mix concrete.....		327320-B	12/12	170.221	172.096	170.574	169.494	169.494
South region ready-mix concrete.....		327320-C	12/12	164.771	167.771	168.721	169.551	168.092
West region ready-mix concrete.....		327320-D	12/12	175.580	175.759	176.179	177.408	177.408
Secondary products and miscellaneous receipts.....		327320-SM						
Miscellaneous receipts.....		327320-M	06/81	404.604	404.604	404.604	404.604	404.604
Secondary products.....		327320-S	06/81	411.501	411.501	411.501	411.501	411.515
Concrete pipe, brick, and block manufacturing.....	32733		12/03	213.996	215.416	217.004	217.010	219.519
Concrete block and brick manufacturing.....	327331		06/81	352.436	351.318	355.146	355.150	360.676
Primary products.....		327331-P	06/81	364.801	363.596	367.696	367.696	373.469
Concrete block and brick.....		327331-0	12/06	172.991	172.420	174.364	174.364	177.101
Structural concrete block, lightweight units (weighing less than 105 lb/cubic ft.) (dry weight).....		327331-01	06/81	332.990	332.990	334.146	334.146	337.056
Structural concrete block, mediumweight units (weighing 105 - 124 lb/cubic ft.) (dry weight).....		327331-02	06/81	432.080	433.328	439.107	439.107	447.067
Structural concrete block, normalweight units (weighing 125 lb or more/cubic ft.) (dry weight).....		327331-03	06/81	405.388	393.766	411.898	411.898	415.520
Decorative concrete block (including screen, split, slump, shadowal block, etc.).....		327331-04	06/81	323.409	323.409	327.510	327.510	328.435
Concrete pavers (including grid, interlocking, etc.).....		327331-05	06/81	360.667	360.667	362.691	362.691	368.925
Concrete brick.....		327331-06	06/81	336.455	336.455	336.455	336.455	351.033
Secondary products and miscellaneous receipts.....		327331-SM						
Miscellaneous receipts.....		327331-M	06/81	304.821	304.821	304.821	304.821	308.180
Secondary products.....		327331-S	06/81	318.022	318.294	318.283	318.444	322.128
Concrete pipe manufacturing.....	327332		12/03	223.110	230.564	230.168	230.190	230.381
Primary products.....		327332-P	12/03	221.752	228.432	229.611	229.826	229.826
Concrete pipe.....		327332-0	12/03	221.752	228.432	229.611	229.826	229.826
Concrete storm sewer pipe.....		327332-02	12/99	284.870	306.081	309.045	309.382	309.382
Concrete pipe, except concrete culvert and storm sewer pipe.....		327332-03	06/94	271.812	271.812	271.812	271.812	271.812
Secondary products and miscellaneous receipts.....		327332-SM1						
Other concrete product manufacturing.....	32739		12/03	243.986	245.101	245.224	246.750	246.650
Other concrete product manufacturing.....	327390		12/03	244.011	245.126	245.249	246.775	246.675
Primary products.....		327390-P	12/03	241.182	242.332	242.460	243.997	243.892
Precast concrete products.....		327390-1	12/79	435.878	438.551	438.744	438.930	438.930
Precast concrete slabs and tile, roof and floor units.....		327390-11	07/85	393.094	393.094	393.094	393.008	393.008
Precast concrete architectural wall panels.....		327390-12	11/84	358.483	366.633	366.633	365.415	365.415
Burial vaults and boxes, precast concrete.....		327390-13	12/79	473.472	473.472	477.165	477.165	477.165
Precast concrete products (excl burial vaults and boxes, slabs and tile, and arch. wall panels).....		327390-14	12/79	411.146	412.889	412.889	413.388	413.388
Prestressed concrete products.....		327390-4	12/79	422.771	421.795	422.215	437.952	436.820
Prestressed concrete products (excl bridge beams and solid and hollow cored slabs and panels).....		327390-43	06/94	220.880	220.830	220.830	239.096	239.096
Prestressed concrete bridge beams.....		327390-46	01/17	212.435	211.208	211.761	211.078	209.588

See footnotes at end of table.

Table 11. Producer price indexes for net output of selected industries and their products, not seasonally adjusted — Continued
[December 2023]

Title ¹	Industry code	Product code	Index base	Unadjusted index ²				
				Aug. 2023	Sept. 2023 ^P	Oct. 2023 ^P	Nov. 2023 ^P	Dec. 2023 ^P
Other concrete product manufacturing - Continued								
Prestressed concrete solid and hollow cored slabs and panels.....		327390-47	01/17	166.256	166.256	166.256	166.256	166.256
Secondary products and miscellaneous receipts.....		327390-SM						
Secondary products.....		327390-S	12/79	540.330	540.718	540.718	540.718	540.718
Lime and gypsum product manufacturing.....	3274		12/03	250.392	249.990	249.944	250.026	249.511
Lime manufacturing.....	32741		12/03	321.193	322.723	322.640	322.967	322.825
Lime manufacturing.....	327410		12/85	412.969	414.936	414.829	415.250	415.067
Primary products.....		327410-P	12/85	430.059	431.897	431.860	432.323	432.290
Lime.....		327410-0	12/04	313.192	314.530	314.503	314.840	314.816
Secondary products and miscellaneous receipts.....		327410-SM1						
Gypsum product manufacturing.....	32742		12/03	236.075	234.980	234.945	234.945	234.279
Gypsum product manufacturing.....	327420		06/81	385.711	383.922	383.865	383.865	382.776
Primary products.....		327420-P	06/81	414.139	412.215	412.154	412.154	410.983
Gypsum building materials.....		327420-1	12/93	346.847	344.920	344.858	344.858	343.686
Other gypsum products.....		327420-5	01/00	243.423	243.423	243.423	243.423	243.423
Secondary products and miscellaneous receipts.....		327420-SM						
Other nonmetallic mineral products.....	3279		12/84	262.125	262.122	261.896	261.906	262.090
Abrasive product manufacturing.....	32791		12/03	175.169	176.368	175.565	175.808	176.290
Abrasive product manufacturing.....	327910		12/80	292.350	294.346	293.008	293.470	294.273
Primary products.....		327910-P	12/80	308.735	310.878	309.442	309.671	310.533
Nonmetallic sized grains, powders, and flour abrasives (incl. graded only).....		327910-1	06/87	246.453	253.684	253.684	253.684	253.684
Nonmetallic abrasive products (including diamond abrasives).....		327910-4	12/80	297.146	297.852	297.852	297.964	297.964
Nonmetallic coated abrasive products and buffing wheels, polishing wheels, and laps.....		327910-7	12/80	368.847	368.966	368.966	369.505	369.505
Secondary products and miscellaneous receipts.....		327910-SM						
Miscellaneous receipts.....		327910-M	12/80	366.174	366.174	366.174	366.174	366.174
All other nonmetallic mineral product mfg.....	32799		12/03	202.680	202.384	202.369	202.318	202.372
Cut stone and stone product manufacturing.....	327991		12/84	245.448	244.148	245.175	245.175	245.175
Primary products.....		327991-P	12/84	239.186	238.008	239.031	239.031	239.031
Dressed dimension granite (including gneiss, syenite, diorite, and cut granite).....		327991-1	12/84	232.264	230.251	231.999	231.999	231.999
Dressed dimension marble and other stone.....		327991-7	12/84	243.923	243.923	243.923	243.923	243.923
Secondary products and miscellaneous receipts.....		327991-SM						
Secondary products.....		327991-S	12/84	227.453	222.208	222.208	222.208	222.208
Ground or treated mineral and earth manufacturing.....	327992		06/85	314.667	315.824	315.512	315.516	315.544
Primary products.....		327992-P	06/85	308.359	309.409	309.194	309.194	309.194
Ground or treated minerals and earths.....		327992-0	06/85	308.359	309.409	309.194	309.194	309.194
Treated lightweight aggregate and crushed slag, minerals and earths.....		327992-04	12/14	155.165	156.459	156.459	156.459	156.459
Other minerals or earths, treated.....		327992-06	12/14	90.659	90.640	90.497	90.497	-
Secondary products and miscellaneous receipts.....		327992-SM						
Mineral wool manufacturing.....	327993		12/81	295.201	294.499	293.768	293.544	293.767
Primary products.....		327993-P	12/81	295.481	294.769	294.035	293.811	294.034
Mineral wool for thermal and acoustical envelope insulation.....		327993-1	12/81	303.033	301.546	300.688	300.448	300.509
Mineral wool for industrial, equipment, and appliance insulation.....		327993-4	12/81	248.482	248.781	248.288	248.112	248.500
Secondary products and miscellaneous receipts.....		327993-SM						
Miscellaneous nonmetallic mineral products manufacturing.....	327999		12/03	181.110	181.110	180.984	180.984	180.984
Primary products.....		327999-P	12/03	179.817	179.817	179.817	179.817	179.817
All other nonmetallic mineral products.....		327999-0	12/03	179.817	179.817	179.817	179.817	179.817
Other nonmetallic mineral products.....		327999-09	06/06	120.650	120.650	120.650	120.650	120.650
Secondary products and miscellaneous receipts.....		327999-SM						
Primary metal mfg.....	331		12/84	292.592	286.483	280.890	277.903	281.207
Iron & steel mills & ferroalloy mfg.....	3311		12/03	270.032	259.573	251.730	244.851	249.379
Iron & steel mills & ferroalloy mfg.....	33111		12/03	270.032	259.573	251.730	244.851	249.379
Iron and steel mills and ferroalloy mfg.....	331110		06/82	289.812	278.572	270.159	262.767	267.633
Primary products.....		331110-P	06/82	298.161	285.695	277.288	269.090	274.486
Steel ingots and semifinished products.....		331110-3	06/82	505.880	500.476	493.564	490.685	499.829
Ferroalloys and related products.....		331110-6	12/09	-	-	101.937	98.448	97.502
Hot rolled steel bars, plates, and structural shapes.....		331110-7	06/82	297.576	290.074	286.400	283.119	286.903
Hot rolled steel bars, plates, and structural shapes, carbon.....		331110-71	12/17	171.310	166.811	164.779	163.101	165.494
Hot rolled steel bars, plates, and structural shapes, alloy.....		331110-76	12/10	145.439	145.474	143.163	138.118	139.867
Secondary products and miscellaneous receipts.....		331110-SM						
Steel product mfg from purchased steel.....	3312		12/03	289.002	283.821	277.699	280.516	286.592
Iron & steel pipe and tube mfg from purchased steel.....	33121		12/03	332.101	326.235	325.735	326.619	319.177

See footnotes at end of table.

Table 11. Producer price indexes for net output of selected industries and their products, not seasonally adjusted — Continued
[December 2023]

Title ¹	Industry code	Product code	Index base	Unadjusted index ²				
				Aug. 2023	Sept. 2023 ^P	Oct. 2023 ^P	Nov. 2023 ^P	Dec. 2023 ^P
Iron and steel pipe and tube manufacturing from purchased steel.....	331210		06/82	474.962	466.574	465.860	467.131	456.517
Primary products.....		331210-P	06/82	490.231	481.454	480.675	481.505	468.644
Iron and steel pipes and tubes, from purchased iron and steel.....		331210-0	06/82	490.231	481.454	480.675	481.505	468.644
Pipe and tube, carbon.....		331210-02	12/10	189.272	184.980	184.163	184.658	178.187
Pipe and tube, alloy.....		331210-03	12/10	136.193	135.867	138.724	140.221	141.159
Pipe and tube, stainless.....		331210-04	12/10	124.281	123.621	122.857	121.447	120.021
Secondary products and miscellaneous receipts.....		331210-SM1						
Rolling & drawing of purchased steel.....	33122		12/03	253.260	248.661	238.029	242.396	259.351
Rolled steel shape mfg.....	331221		06/82	295.924	287.850	270.461	283.462	323.815
Primary products.....		331221-P	06/82	269.451	261.324	243.980	256.774	297.462
Cold rolled steel sheet and strip, made from purchased steel.....		331221-1	06/82	287.788	275.013	248.617	268.899	337.711
Cold finished steel bars and bar shapes, made from purchased steel.....		331221-3	06/82	265.831	264.504	260.253	262.065	260.777
Secondary products and miscellaneous receipts.....		331221-SM						
Steel wire drawing.....	331222		06/82	315.641	312.656	304.385	301.912	302.445
Primary products.....		331222-P	06/82	322.610	318.703	310.671	308.058	308.623
Steel wire, including galvanized and other coated wire.....		331222-5	06/82	293.973	288.966	285.742	282.398	283.102
Carbon steel wire.....		331222-5A	06/82	296.522	292.526	289.273	284.864	285.047
Secondary products and miscellaneous receipts.....		331222-SM						
Miscellaneous receipts.....		331222-M	03/98	143.802	143.802	143.802	142.005	142.085
Alumina & aluminum production & processing.....	3313		12/03	154.211	152.797	152.160	151.573	151.105
Alumina & aluminum production & processing.....	33131		12/03	154.300	152.886	152.248	151.660	151.192
Secondary smelting and alloying of aluminum.....	331314		12/03	178.540	175.685	173.163	169.597	169.746
Primary products.....		331314-P	06/80	192.518	189.539	186.835	182.989	183.204
Aluminum ingot, including billet, made by secondary smelters.....		331314-2	12/03	180.342	177.235	174.468	170.507	170.763
Aluminum and aluminum-base alloys powders, paste, and flakes.....		331314-5	12/03	145.936	146.104	145.856	145.688	145.424
Secondary products and miscellaneous receipts.....		331314-SM						
Aluminum sheet, plate, and foil mfg.....	331315		06/81	203.940	201.776	200.863	200.855	200.969
Primary products.....		331315-P	06/81	210.781	208.544	207.601	207.593	207.711
Aluminum sheet, plate, and foil.....		331315-0	06/81	210.781	208.544	207.601	207.593	207.711
Secondary products and miscellaneous receipts.....		331315-SM2						
Other aluminum rolling, drawing, and extruding.....	331318		12/81	259.501	257.020	256.132	255.266	254.391
Primary products.....		331318-P	12/81	269.262	266.779	265.805	264.879	263.985
Other extruded aluminum shapes, including rod, bar, and wire.....		331318-0	12/81	286.537	283.894	282.858	281.873	280.921
Secondary products and miscellaneous receipts.....		331318-SM						
Nonferrous (exc alum) production & processing.....	3314		12/03	275.144	275.712	272.355	274.101	275.765
Nonferrous metal (except aluminum) smelting and refining.....	33141		12/03	291.468	294.371	289.575	-	-
Nonferrous metal (except aluminum) smelting and refining.....	331410		12/09	114.735	115.877	113.989	-	-
Primary products.....		331410-P	12/09	119.278	120.516	118.513	-	-
Secondary products and miscellaneous receipts.....		331410-SM1						
Copper rolling/drawing/extruding & alloying.....	33142		12/03	310.113	309.117	305.249	305.261	309.518
Copper rolling, drawing, extruding, and alloying.....	331420		12/11	122.454	122.061	120.534	120.539	122.219
Primary products.....		331420-P	12/11	122.663	122.280	120.696	120.706	122.451
Copper wire and cable.....		331420-A	12/03	272.543	270.790	267.535	268.386	273.493
Copper and copper alloy mill shapes, except wire and cable.....		331420-B	12/22	99.305	99.214	97.827	97.521	98.639
Secondary products and miscellaneous receipts.....		331420-SM						
Miscellaneous receipts.....		331420-M	12/11	139.255	138.776	137.080	137.647	142.140
Other nonferrous roll/draw/extruding/alloying.....	33149		12/03	238.379	239.714	237.406	240.319	240.624
Nonferrous metal (except copper and aluminum) rolling, drawing, and extruding.....	331491		12/03	219.920	220.521	219.012	218.994	218.746
Primary products.....		331491-P	12/03	190.387	190.915	189.589	189.574	189.443
All other nonferrous metal mill shapes.....		331491-D	06/82	303.412	302.378	305.269	305.691	305.578
Nickel and nickel-base alloy mill shapes.....		331491-2	06/82	277.107	277.448	270.489	270.445	269.819
Titanium and titanium-base alloy mill shapes.....		331491-3	06/82	191.748	193.182	193.150	192.971	192.971
Secondary products and miscellaneous receipts.....		331491-SM						
Secondary products.....		331491-S	06/82	393.762	393.762	393.745	393.745	377.071
Secondary smelting, refining, and alloying of nonferrous metal (except copper and aluminum).....	331492		12/03	259.994	262.082	258.946	264.831	265.690
Primary products.....		331492-P	12/03	259.225	261.399	258.134	264.262	265.156
All other miscellaneous secondary nonferrous metals, including secondary lead and zinc.....		331492-B	06/11	84.222	86.485	86.162	87.159	87.159
Secondary products and miscellaneous receipts.....		331492-SM						
Foundries.....	3315		12/03	203.705	203.660	202.464	202.246	202.737
Ferrous metal foundries.....	33151		12/84	294.003	293.918	290.882	291.056	291.334
Iron foundries.....	331511		12/80	340.520	339.896	338.453	338.472	339.049

See footnotes at end of table.

Table 11. Producer price indexes for net output of selected industries and their products, not seasonally adjusted — Continued
[December 2023]

Title ¹	Industry code	Product code	Index base	Unadjusted index ²				
				Aug. 2023	Sept. 2023 ^P	Oct. 2023 ^P	Nov. 2023 ^P	Dec. 2023 ^P
Iron foundries - Continued								
Primary products.....		331511-P	12/80	326.611	325.508	325.521	325.494	326.068
Cast iron pressure and soil pipe and fittings, all sizes.....		331511-B	12/03	—	—	423.075	425.411	425.407
Standard and pearlitic malleable iron castings.....		331511-T	06/12	—	—	131.847	131.482	130.908
Ductile iron pressure pipe and fittings.....		331511-1	12/80	424.036	422.927	—	—	—
Other ductile iron castings.....		331511-3	06/86	217.540	216.626	217.105	216.652	217.604
Other gray iron castings (including molds and stools for heavy steel ingots).....		331511-9	12/03	210.278	209.586	209.078	209.281	209.310
Secondary products and miscellaneous receipts.....		331511-SM						
Steel investment foundries.....	331512		06/81	366.773	366.773	362.789	362.789	362.786
Primary products.....		331512-P	06/81	349.371	349.371	345.553	345.553	345.553
Steel investment castings.....		331512-0	06/81	349.371	349.371	345.553	345.553	345.553
Secondary products and miscellaneous receipts.....		331512-SM						
Secondary products.....		331512-S	06/81	513.382	513.382	513.382	513.382	—
Steel foundries, except investment.....	331513		06/81	295.179	296.233	288.458	289.260	289.260
Primary products.....		331513-P	12/03	222.989	223.839	217.825	218.446	218.446
Carbon steel castings, except investment.....		331513-1	06/81	305.056	309.003	309.318	309.296	309.296
Alloy steel castings, excluding investment.....		331513-4	12/17	157.494	157.622	151.929	152.514	152.514
High alloy steel castings, except investment.....		331513-41	06/81	431.933	431.933	407.852	407.852	—
Other alloy steel castings, except investment.....		331513-43	12/03	208.820	209.304	209.304	211.513	211.513
Secondary products and miscellaneous receipts.....		331513-SM						
Nonferrous metal foundries.....	33152		12/84	250.672	250.641	250.716	249.871	250.983
Nonferrous metal die-casting foundries.....	331523		12/11	121.114	121.087	120.472	119.877	120.670
Primary products.....		331523-P	12/11	122.239	122.211	121.575	120.955	121.787
Aluminum die-castings.....		331523-1	06/83	191.652	191.067	189.887	188.666	190.306
Nonferrous (except aluminum) die-castings.....		331523-3	06/91	255.402	258.075	257.664	257.617	257.668
Secondary products and miscellaneous receipts.....		331523-SM						
Secondary products.....		331523-S	12/11	112.895	112.872	112.830	112.985	112.571
Aluminum foundries, except die-casting.....	331524		06/91	232.382	232.382	232.788	232.788	232.238
Primary products.....		331524-P	06/91	211.047	211.047	211.493	211.493	210.859
Aluminum castings, excluding die-castings.....		331524-0	06/91	211.047	211.047	211.493	211.493	210.859
Secondary products and miscellaneous receipts.....		331524-SM						
Secondary products.....		331524-S1	06/08	298.777	298.777	298.777	298.777	298.977
Other nonferrous metal foundries, except die-casting.....	331529		12/11	142.711	142.710	144.448	143.951	144.977
Primary products.....		331529-P	12/11	138.826	138.826	140.608	140.098	141.315
Copper foundries (excluding die-casting).....		331529-5	06/83	403.464	403.464	399.928	397.120	403.821
Secondary products and miscellaneous receipts.....		331529-SM						
Fabricated metal product mfg.....	332		12/84	278.521	278.287	278.834	278.759	280.135
Forging & stamping.....	3321		12/03	174.005	173.717	172.588	172.385	172.455
Forging & stamping.....	33211		12/03	174.033	173.745	172.616	172.413	172.483
Iron and steel forging.....	332111		12/83	191.203	190.803	190.846	189.346	188.992
Primary products.....		332111-P	12/83	187.881	187.470	187.468	185.926	185.562
Hot impression die impact, press and upset steel forgings.....		332111-1	12/83	198.416	198.439	198.805	196.786	196.309
Hot impression die impact, press and upset carbon steel forgings.....		332111-11	12/83	201.785	202.210	202.210	198.427	198.427
Hot impression die impact, press and upset alloy steel forgings.....		332111-12	12/83	183.371	183.020	183.767	183.183	182.211
Secondary products and miscellaneous receipts.....		332111-SM						
Nonferrous forging.....	332112		12/83	181.989	181.978	183.541	184.415	185.055
Primary products.....		332112-P	12/83	201.868	201.868	203.670	204.678	205.412
Hot impression die impact, press and upset nonferrous forgings.....		332112-4	12/83	214.362	214.362	216.503	217.703	218.575
Hot impression die impact, press, and upset aluminum and aluminum alloy forgings.....		332112-41	12/83	231.606	231.606	235.434	235.434	236.774
Hot impression die impact, press, and upset titanium and titanium alloy forgings.....		332112-42	12/83	166.092	166.092	166.092	169.117	169.117
Other nonferrous hot impression die impact, press, and upset forgings.....		332112-43	06/98	211.704	211.704	211.704	211.704	213.071
Secondary products and miscellaneous receipts.....		332112-SM						
Custom roll forming.....	332114		12/03	178.323	175.197	171.415	171.472	171.858
Primary products.....		332114-P	12/84	202.528	198.424	193.473	193.547	194.053
Custom roll formed products (steel, aluminum and other metal).....		332114-0	06/90	196.635	192.650	187.843	187.915	188.406
Secondary products and miscellaneous receipts.....		332114-SM						
Powder metallurgy part mfg.....	332117		12/03	133.191	133.392	133.342	—	—
Primary products.....		332117-P	12/03	133.785	133.987	133.936	—	—
Powder metallurgy parts.....		332117-0	12/91	137.308	137.515	137.464	—	—
Other metal stamping, except automotive.....	332119		06/84	255.743	257.863	256.720	256.865	256.884
Primary products.....		332119-P	12/03	199.178	201.168	200.697	200.832	200.832
Metal job stampings, except automotive.....		332119-3	06/84	260.874	264.705	264.636	264.897	264.897

See footnotes at end of table.

Table 11. Producer price indexes for net output of selected industries and their products, not seasonally adjusted — Continued
 [December 2023]

Title ¹	Industry code	Product code	Index base	Unadjusted index ²				
				Aug. 2023	Sept. 2023 ^P	Oct. 2023 ^P	Nov. 2023 ^P	Dec. 2023 ^P
Other metal stamping, except automotive - Continued								
Motor and generator metal job stamping.....		332119-32	06/07	132.463	132.463	128.622	128.419	128.419
Other metal job stampings.....		332119-33	06/07	176.225	176.225	176.367	176.630	176.630
Secondary products and miscellaneous receipts.....		332119-SM						
Cutlery & handtool mfg.....	3322		12/03	161.795	161.746	162.976	163.024	163.205
Cutlery & handtool mfg.....	33221		12/03	161.779	161.730	162.960	163.008	163.189
Metal cookware, cutlery, and flatware mfg.....	332215		12/11	128.390	128.390	128.501	128.501	128.501
Primary products.....		332215-P	12/11	127.762	127.762	127.853	127.853	127.853
Cutlery, scissors, shears, trimmers, and snips.....		332215-2	12/83	292.141	292.141	291.348	291.348	291.348
Secondary products and miscellaneous receipts.....		332215-SM						
Miscellaneous receipts.....		332215-M	12/11	134.329	134.329	135.353	135.353	135.353
Secondary products.....		332215-S	12/11	133.418	133.418	135.896	135.896	135.896
Saw blade, handsaw, and hand and edge tool mfg.....	332216		12/11	134.335	134.274	135.736	135.794	136.019
Primary products.....		332216-P	12/11	133.611	133.567	135.134	135.179	135.374
Edge tools, hand-operated.....		332216-4	06/96	213.133	213.133	213.133	213.133	213.133
All other miscellaneous hand tools, except handsaws.....		332216-7	12/11	135.449	135.449	135.354	135.430	135.430
Secondary products and miscellaneous receipts.....		332216-SM						
Miscellaneous receipts.....		332216-M	12/11	136.909	136.909	136.909	136.909	137.908
Secondary products.....		332216-S	12/11	137.662	137.271	137.263	137.582	138.035
Architectural & structural metals mfg.....	3323		12/03	256.970	257.078	256.741	257.378	260.923
Plate work & fabricated structural prod mfg.....	33231		12/03	277.746	277.901	277.257	278.774	285.849
Prefabricated metal buildings and components mfg.....	332311		12/81	515.971	513.256	511.811	513.015	514.054
Primary products.....		332311-P	12/81	535.050	532.019	530.602	531.757	532.303
Prefabricated metal bldg & component systems (excl. farm service bldgs, resid. bldgs, & parts).....		332311-1	12/81	584.247	580.838	581.031	582.011	583.692
Other prefabricated and portable metal buildings and parts.....		332311-3	12/81	431.807	429.571	424.746	426.273	424.419
Secondary products and miscellaneous receipts.....		332311-SM						
Fabricated structural metal mfg.....	332312		12/03	272.618	273.133	272.411	274.340	283.982
Primary products.....		332312-P	06/82	354.759	354.858	353.877	356.086	369.795
Fabricated structural metal bar joists and concrete reinforcing bars.....		332312-1	06/82	356.418	353.356	354.734	356.093	376.634
Fabricated structural iron and steel for industrial buildings metal bar joists, short span.....		332312-11	06/11	166.735	166.982	166.621	167.363	168.165
Fabricated structural iron & steel for commercial, residential, institutional, & public bldgs.....		332312-12	06/11	211.359	209.017	210.149	210.921	225.861
Other fabricated structural metal.....		332312-5	06/82	362.076	364.436	360.979	364.566	372.432
Fabricated structural metal for bridges.....		332312-6	06/82	261.770	267.517	268.548	266.111	274.178
Secondary products and miscellaneous receipts.....		332312-SM						
Plate work mfg.....	332313		12/03	224.927	224.927	224.927	225.000	—
Primary products.....		332313-P	12/03	222.292	222.292	222.292	222.292	—
Fabricated plate work (stacks and weldments).....		332313-0	03/80	337.154	337.154	337.154	337.154	—
Secondary products and miscellaneous receipts.....		332313-SM1						
Ornamental & architectural metal prod mfg.....	33232		12/03	239.401	239.467	239.423	239.220	239.394
Metal window and door mfg.....	332321		06/83	410.070	411.708	411.717	411.543	411.529
Primary products.....		332321-P	06/83	429.009	430.781	430.790	430.538	430.529
Metal molding and trim and store fronts.....		332321-B	06/83	1,067.266	1,067.266	1,067.265	1,067.272	1,067.272
Metal windows (except storm sash).....		332321-D	06/83	405.137	405.235	405.235	404.804	404.804
Metal doors (except storm doors).....		332321-1	06/83	416.601	419.132	419.146	418.891	418.878
Metal window and door screens (except combination screens) and metal weather strip.....		332321-9	06/83	345.239	345.239	345.239	345.239	345.239
Secondary products and miscellaneous receipts.....		332321-SM						
Secondary products.....		332321-S	06/83	339.692	339.692	339.692	341.174	341.033
Sheet metal work mfg.....	332322		12/82	299.871	299.247	299.125	298.679	299.246
Primary products.....		332322-P	12/82	296.506	295.828	295.862	295.393	295.896
Sheet metal electronic enclosures.....		332322-C	06/11	147.986	148.161	148.078	148.629	148.721
Steel sheet metal computer & peripheral equipment enclosures.....		332322-C1	06/11	135.906	136.158	136.071	136.849	137.214
Aluminum sheet metal computer & peripheral equipment enclosures.....		332322-C2	06/11	179.100	179.100	179.101	179.103	179.103
Other sheet metal electronic enclosures (excluding computers).....		332322-C3	06/11	136.149	136.271	136.178	136.574	136.392
Other sheet metal work.....		332322-G	12/03	167.077	167.149	167.184	166.808	166.902
Aluminum and other sheet metal work.....		332322-G3	06/11	128.365	128.467	128.516	127.987	127.670
Sheet metal air-conditioning ducts and stove pipe.....		332322-1	12/03	291.053	291.053	291.053	291.053	291.053
Sheet metal roofing and roof drainage equipment.....		332322-7	12/03	249.592	246.880	248.199	245.286	246.925
Secondary products and miscellaneous receipts.....		332322-SM						
Secondary products.....		332322-S	12/03	201.095	201.124	201.029	200.440	200.360
Ornamental and architectural metal work mfg.....	332323		12/83	493.207	493.286	493.286	493.277	492.888
Primary products.....		332323-P	12/83	534.428	534.509	534.509	534.509	534.068

See footnotes at end of table.

Table 11. Producer price indexes for net output of selected industries and their products, not seasonally adjusted — Continued
 [December 2023]

Title ¹	Industry code	Product code	Index base	Unadjusted index ²				
				Aug. 2023	Sept. 2023 ^P	Oct. 2023 ^P	Nov. 2023 ^P	Dec. 2023 ^P
Ornamental and architectural metal work mfg - Continued								
Ornamental and architectural metal work		332323-8	12/97	402.941	403.074	403.074	403.074	402.350
Iron, steel, and aluminum stairs, staircases, and fire escapes		332323-81	12/83	591.884	591.884	591.884	591.884	591.884
Steel and aluminum fences, gates (not wire), and railings and window guards ..		332323-82	12/97	294.273	294.569	294.569	294.569	292.949
Other architectural and ornamental work		332323-9	12/97	304.693	304.693	304.693	304.693	304.693
Other aluminum and metal architectural and ornamental work		332323-91	12/88	318.278	318.278	318.278	318.278	318.278
Metal stalls and corrals		332323-94	05/17	144.775	144.775	—	—	—
Secondary products and miscellaneous receipts		332323-SM						
Secondary products		332323-S	12/83	236.531	236.673	236.682	236.475	236.630
Boiler, tank & shipping container mfg	3324		12/03	225.572	225.196	224.056	223.512	223.594
Power boiler & heat exchanger mfg	33241		12/03	256.418	256.418	256.676	256.441	256.788
Power boiler and heat exchanger mfg	332410		12/03	256.592	256.592	256.851	256.616	256.964
Primary products		332410-P	12/03	256.828	256.828	256.955	256.701	257.060
Fabricated heat exchangers and steam condensers (excluding nuclear applications)		332410-1	03/80	521.464	521.464	521.921	521.174	522.229
Secondary products and miscellaneous receipts		332410-SM						
Secondary products		332410-S	03/80	—	—	516.347	516.818	516.098
Metal tank (heavy gauge) mfg	33242		12/03	241.448	241.056	240.392	240.392	240.403
Metal tanks, heavy gauge, mfg	332420		12/03	241.319	240.927	240.263	240.263	240.274
Primary products		332420-P	12/03	235.574	235.616	235.049	235.049	235.049
Metal tanks, heavy gauge		332420-0	12/03	235.574	235.616	235.049	235.049	235.049
Secondary products and miscellaneous receipts		332420-SM						
Secondary products		332420-S	03/80	345.289	339.650	337.733	—	—
Light gauge metal container mfg	33243		12/84	218.613	218.092	216.144	215.175	215.203
Metal can mfg	332431		06/81	216.139	215.495	213.272	213.277	213.271
Primary products		332431-P	06/81	214.878	214.231	212.006	212.005	212.005
Steel cans and tinware products		332431-1	06/81	337.927	335.468	335.468	335.468	—
Aluminum cans (including lids, ends, and parts shipped separately)		332431-3	06/81	149.774	149.767	147.137	147.137	147.137
Secondary products and miscellaneous receipts		332431-SM						
Other metal container mfg	332439		12/03	271.570	271.570	270.635	264.555	264.764
Primary products		332439-P	12/03	281.744	281.744	280.657	273.593	273.836
Steel shipping barrels & drums, exc. beer barrels (more than 12-gallon capacity) ..		332439-3	06/83	465.411	465.411	459.470	429.504	430.833
All other metal containers		332439-6	12/03	218.384	218.384	218.384	218.384	218.384
Secondary products and miscellaneous receipts		332439-SM						
Secondary products		332439-S	12/03	202.589	202.589	202.589	202.589	202.589
Hardware mfg	3325		12/03	203.028	203.035	202.863	203.244	202.134
Hardware mfg	33251		12/03	203.028	203.035	202.863	203.244	202.134
Hardware mfg	332510		06/85	272.322	272.331	272.100	272.610	271.123
Primary products		332510-P	06/85	259.905	259.915	259.913	260.400	258.898
All other miscellaneous hardware		332510-A	06/85	461.205	461.366	461.331	461.331	435.442
Furniture hardware (excluding cabinet hardware)		332510-2	06/85	289.841	289.841	289.841	289.841	289.841
Builders' hardware, including fabricated metal safe and vault locks, & cabinet hardware		332510-4	06/85	297.598	297.598	297.598	297.598	297.598
Motor vehicle hardware (lock units, door & window handles, window regulators, hinges, etc.)		332510-6	06/85	173.459	—	—	—	—
Other transportation equipment hardware, incl. marine & aircraft (excl. motor vehicle hardware)		332510-7	06/85	424.602	—	—	—	—
Secondary products and miscellaneous receipts		332510-SM						
Miscellaneous receipts		332510-M	07/85	392.811	392.811	376.068	377.659	378.942
Secondary products		332510-S	06/85	334.799	334.799	334.799	334.799	334.799
Spring & wire product mfg	3326		12/03	271.224	271.468	269.713	270.052	268.370
Spring & wire product mfg	33261		12/03	271.224	271.468	269.713	270.052	268.370
Spring mfg	332613		12/11	216.866	216.659	214.909	215.199	214.430
Primary products		332613-P	12/11	229.992	229.761	227.812	228.062	227.207
Cold formed steel springs, except wire		332613-3	06/81	509.622	509.176	509.176	510.375	510.523
Precision mechanical wire springs		332613-5	12/82	290.943	291.053	291.203	291.829	291.829
Precision mechanical extension- and torsion-type wire springs		332613-51	06/01	227.305	227.697	228.002	229.749	229.749
Precision mechanical compression-type wire springs		332613-52	06/01	205.453	205.359	205.360	205.100	205.101
Secondary products and miscellaneous receipts		332613-SM						
Secondary products		332613-S	12/11	118.258	118.258	118.259	118.970	118.868
Other fabricated wire product mfg	332618		12/82	333.049	334.054	332.562	332.961	329.887
Primary products		332618-P	12/82	318.834	319.993	319.471	320.000	316.660
Other ferrous wire products, excluding springs, made from purchased wire		332618-B	12/82	365.452	365.452	363.009	363.009	363.009
Other fabricated wire products, made from purchased wire		332618-2	06/85	171.199	171.199	171.199	171.665	168.192

See footnotes at end of table.

Table 11. Producer price indexes for net output of selected industries and their products, not seasonally adjusted — Continued
 [December 2023]

Title ¹	Industry code	Product code	Index base	Unadjusted index ²				
				Aug. 2023	Sept. 2023 ^P	Oct. 2023 ^P	Nov. 2023 ^P	Dec. 2023 ^P
Other fabricated wire product mfg - Continued								
Ferrous wire cloth and other ferrous woven wire products, made from purchased wire.....		332618-3	12/82	192.868	192.868	192.868	192.868	192.868
Steel fencing and fence gates, made from purchased wire.....		332618-7	12/82	480.539	474.411	470.836	471.308	463.294
Secondary products and miscellaneous receipts.....		332618-SM						
Secondary products.....		332618-S	12/82	698.709	699.493	699.339	700.458	700.733
Mach shops, turn prod, screw, nut, bolt mfg.....	3327		12/03	171.544	171.705	170.997	171.501	171.519
Machine shops.....	33271		12/03	151.015	151.015	150.775	150.775	150.775
Machine shops.....	332710		06/84	200.887	200.887	200.568	200.568	200.568
Primary products.....		332710-P	06/84	199.338	199.338	198.990	198.990	198.990
Machine shop job work and job order repairs.....		332710-0	06/84	197.947	197.947	197.601	197.601	197.601
Secondary products and miscellaneous receipts.....		332710-SM						
Turned product & screw, nut & bolt mfg.....	33272		12/84	253.669	254.152	252.445	253.953	254.006
Precision turned product mfg.....	332721		12/83	246.404	246.406	244.394	244.966	245.057
Primary products.....		332721-P	12/83	233.121	233.123	230.996	231.601	231.697
Precision turned products, automotive.....		332721-1	12/83	166.240	166.240	163.588	163.588	163.588
Precision turned products, except automotive.....		332721-3	12/83	262.909	262.913	261.131	262.048	262.193
Secondary products and miscellaneous receipts.....		332721-SM						
Bolt, nut, screw, rivet, and washer mfg.....	332722		06/82	289.887	291.264	289.939	293.236	293.226
Primary products.....		332722-P	06/82	297.783	299.276	297.836	301.413	301.403
Nonthreaded metal fasteners (except aircraft types).....		332722-B	06/82	270.078	270.078	274.383	274.730	274.710
Aircraft fasteners, except plastics (including aerospace).....		332722-1	06/82	601.874	601.874	601.874	619.085	619.085
Externally threaded metal fasteners (except aircraft types).....		332722-3	06/82	252.111	254.758	252.270	253.650	253.728
Hex bolts, including heavy, tap-and-joint (excluding high-strength structural & aircraft types).....		332722-3122	06/82	210.959	210.964	210.501	214.410	214.385
Other metal bolts, including square, round, plow, high-strength structural, & bent bolts.....		332722-3133	12/99	301.411	301.411	301.411	301.411	301.411
Cap, set, machine, lag, flange, and self-locking screws (except aircraft types) ...		332722-3144	12/87	298.748	298.748	297.693	296.572	297.441
Other externally threaded metal fasteners, including studs (except aircraft types).....		332722-3199	12/99	—	—	189.800	192.252	192.138
Internally threaded fasteners (except aircraft types).....		332722-5	06/82	153.763	154.105	151.257	153.093	152.801
Secondary products and miscellaneous receipts.....		332722-SM						
Miscellaneous receipts.....		332722-M	06/82	262.559	262.559	260.781	260.781	260.781
Coating/engrave/heat treating & other activity.....	3328		12/03	175.375	174.936	176.822	176.325	177.411
Coating/engrave/heat treating & other activity.....	33281		12/84	241.292	240.689	243.284	242.599	244.094
Metal heat treating.....	332811		06/85	247.480	247.480	259.151	260.055	263.808
Primary products.....		332811-P	06/85	215.654	215.654	221.420	222.192	225.399
Heat treating of metal for the trade (pickling, annealing, etc.).....		332811-0	06/85	215.654	215.654	221.420	222.192	225.399
Secondary products and miscellaneous receipts.....		332811-SM						
Metal coating and nonprecious engraving.....	332812		12/84	205.057	203.673	203.733	202.259	203.363
Primary products.....		332812-P	12/84	213.883	212.314	212.382	210.710	211.962
Metal coating, engraving, and allied services.....		332812-0	12/84	213.883	212.314	212.382	210.710	211.962
Secondary products and miscellaneous receipts.....		332812-SM						
Electroplating, anodizing and coloring metal.....	332813		12/84	260.179	261.007	260.629	260.530	260.530
Primary products.....		332813-P	12/84	266.863	267.759	266.009	265.901	265.901
Electroplating, plating, polishing, anodizing and coloring metal.....		332813-0	12/84	266.863	267.759	266.009	265.901	265.901
Secondary products and miscellaneous receipts.....		332813-SM						
Other fabricated metal product mfg.....	3329		12/03	211.372	210.632	214.294	213.162	213.767
Metal valve mfg.....	33291		12/03	234.443	234.532	238.748	235.606	236.097
Industrial valve mfg.....	332911		06/91	329.623	329.623	333.323	333.323	334.949
Primary products.....		332911-P	06/91	341.280	341.280	345.380	345.380	347.161
Automatic regulating and control valves and parts (except nuclear), power operated.....		332911-F	12/82	407.112	407.112	426.410	426.410	426.410
Industrial valves for water works and municipal equipment (IBBM, AWWA, and UL).....		332911-N	06/91	378.876	378.876	382.153	382.153	387.600
Industrial ball valves (all metals, pressures, and types), incl. manual & power operated.....		332911-Q	06/91	458.643	458.643	—	—	—
Industrial butterfly valves (all metals, pressures, and types), incl. manual & power operated.....		332911-R	06/91	267.347	267.347	267.347	267.347	269.319
All other miscellaneous industrial valves.....		332911-X	06/91	292.462	292.462	298.785	298.785	298.785
Gates, globes, angles and other industrial valves.....		332911-1	06/91	367.034	367.034	367.034	367.034	367.034
Secondary products and miscellaneous receipts.....		332911-SM						
Miscellaneous receipts.....		332911-M	06/91	250.502	250.502	250.502	250.502	251.634
Secondary products.....		332911-S	06/91	274.260	274.260	274.260	274.261	274.259
Fluid power valve and hose fitting mfg.....	332912		06/91	309.442	309.716	322.073	310.131	310.321

See footnotes at end of table.

Table 11. Producer price indexes for net output of selected industries and their products, not seasonally adjusted — Continued
 [December 2023]

Title ¹	Industry code	Product code	Index base	Unadjusted index ²				
				Aug. 2023	Sept. 2023 ^P	Oct. 2023 ^P	Nov. 2023 ^P	Dec. 2023 ^P
Fluid power valve and hose fitting mfg - Continued								
Primary products.....		332912-P	06/91	318.119	318.411	331.561	318.055	318.257
Nonaerospace type hydraulic and pneumatic assemblies of hose.....		332912-N	12/98	150.659	150.929	150.660	150.669	150.976
Nonaerospace type flared (metal) fittings, couplings and assemblies.....		332912-T	06/91	231.229	231.229	231.229	231.229	231.229
Nonaerospace type flareless fittings and couplings (incl. nonmetal fittings).....		332912-U	06/91	227.676	227.676	227.676	227.676	227.676
Aerospace type hydraulic fluid power valves.....		332912-1	06/91	182.872	183.808	184.937	184.937	184.937
Nonaerospace type hydraulic directional control valves.....		332912-5	06/91	243.918	243.918	243.918	243.918	243.918
Nonaerospace type hydraulic valves, except directional control.....		332912-7	12/98	260.618	261.287	261.287	261.482	261.482
Nonaerospace type pneumatic directional control valves.....		332912-9	06/91	257.304	257.304	257.304	257.304	260.685
Secondary products and miscellaneous receipts.....		332912-SM						
Plumbing fixture fitting and trim mfg.....	332913		06/83	365.149	365.143	365.154	365.157	365.226
Primary products.....		332913-P	06/83	363.026	363.026	363.026	363.026	363.026
Miscellaneous metal and nonmetal plumbing fixtures, fittings, and trim.....		332913-6	06/83	395.435	395.435	395.435	395.435	395.435
Metal and nonmetal lavatory and sink fittings, excluding single control.....		332913-7	06/98	193.719	193.719	193.719	193.719	193.719
Secondary products and miscellaneous receipts.....		332913-SM						
Other metal valve and pipe fitting mfg.....	332919		12/82	378.133	378.348	378.217	378.216	378.266
Primary products.....		332919-P	12/82	406.795	407.039	406.891	406.890	406.884
Metal fittings, flanges, and unions for pipe fittings.....		332919-4	12/82	489.979	490.315	490.111	490.109	490.101
Secondary products and miscellaneous receipts.....		332919-SM						
Secondary products.....		332919-S	12/82	244.398	244.398	244.398	244.398	245.188
All other fabricated metal product mfg.....	332999		12/03	194.923	193.610	196.880	197.224	198.004
Ball and roller bearing mfg.....	332991		06/83	346.807	347.187	347.196	347.167	346.781
Primary products.....		332991-P	06/83	335.000	335.443	335.443	335.117	334.740
Ball bearings, complete, unmounted.....		332991-1	06/83	286.685	286.728	286.728	286.798	286.169
Tapered roller bearings (including cups & cones), unmounted.....		332991-3	06/83	391.108	391.423	391.423	-	391.423
Other roller bearings, unmounted.....		332991-5	06/83	365.713	365.713	365.713	365.713	365.713
Mounted bearings (excluding plain).....		332991-7	06/83	473.446	481.492	481.492	481.492	480.596
Parts and components for ball and roller bearings (including balls and rollers) sold separately.....		332991-9	06/83	197.420	198.140	198.140	196.018	195.036
Secondary products and miscellaneous receipts.....		332991-SM						
Secondary products.....		332991-S	06/83	371.299	371.299	372.207	372.207	358.800
Small arms ammunition mfg.....	332992		06/85	300.968	300.954	300.954	300.954	300.954
Primary products.....		332992-P	06/85	334.402	334.402	334.402	334.402	334.402
Other ammunition products.....		332992-08	12/22	101.331	101.331	101.331	101.331	101.331
Secondary products and miscellaneous receipts.....		332992-SM						
Ammunition, except small arms, manufacturing.....	332993		12/85	301.797	299.724	299.724	299.724	299.724
Primary products.....		332993-P	12/85	253.390	247.430	247.430	247.430	247.430
Ammunition (excluding small arms), more than 30 mm (1.18 in.).....		332993-0	12/85	253.390	247.430	247.430	247.430	247.430
Secondary products and miscellaneous receipts.....		332993-SM1						
Fabricated pipe and pipe fitting mfg.....	332996		06/81	446.731	447.631	454.134	457.706	470.553
Primary products.....		332996-P	06/81	388.071	388.993	395.657	399.316	412.370
Fabricated pipe and pipe fittings made from purchased pipe.....		332996-0	12/02	256.636	257.246	261.653	264.073	272.706
Secondary products and miscellaneous receipts.....		332996-SM						
Miscellaneous fabricated metal product mfg.....	332999		12/03	182.086	178.903	185.612	185.789	185.371
Primary products.....		332999-P	12/03	181.530	179.205	178.961	178.959	178.440
All other miscellaneous fabricated metal products.....		332999-N	06/85	237.103	233.890	233.552	233.550	232.833
Secondary products and miscellaneous receipts.....		332999-SM						
Secondary products.....		332999-S	12/03	204.877	204.877	204.877	212.964	212.973
Small arms, ordnance, and ordnance accessories mfg.....	33299T		12/11	107.506	107.506	107.506	107.506	107.506
Primary products.....		33299T-P	12/11	107.785	107.785	107.785	107.785	107.785
Single barrel shotguns, other small firearms n.e.c., and parts & attachments for small arms.....		33299T-45	06/13	106.530	106.530	106.530	106.530	106.530
Secondary products and miscellaneous receipts.....		33299T-SM						
Machinery manufacturing.....	333		12/03	179.406	179.868	180.007	180.399	180.454
Agricultural, construction, and mining machinery mfg.....	3331		12/03	182.261	182.893	183.190	183.934	183.976
Agricultural implement manufacturing.....	33311		12/03	173.577	174.189	174.864	174.145	174.286
Farm machinery and equipment mfg.....	333111		12/82	288.808	289.960	291.011	289.510	289.813
Primary products.....		333111-P	12/82	289.292	290.455	291.504	290.046	290.325
Haying machinery and attachments.....		333111-A	12/82	336.116	336.116	336.116	335.507	335.507
Parts for farm machinery, for sale separately.....		333111-C	12/82	262.907	263.083	263.121	265.292	263.543
Farm plows, harrows, rollers, pulverizers, etc., and attachments.....		333111-E	12/02	289.896	289.896	289.896	287.051	287.051
All other farm machinery and equipment, excluding parts, including attachments.....		333111-G	12/82	368.249	368.249	368.459	368.459	368.459
Commercial turf and grounds care equipment, including parts and attachments.....		333111-J	12/82	259.335	261.022	261.022	261.022	261.022
Farm dairy equipment, sprayers and dusters, farm blowers, and attachments.....		333111-4	12/82	279.312	279.704	279.704	279.633	279.633
Planting, seeding, and fertilizing machinery and attachments.....		333111-7	12/82	282.519	282.519	287.431	280.000	283.695

See footnotes at end of table.

Table 11. Producer price indexes for net output of selected industries and their products, not seasonally adjusted — Continued
 [December 2023]

Title ¹	Industry code	Product code	Index base	Unadjusted index ²				
				Aug. 2023	Sept. 2023 ^p	Oct. 2023 ^p	Nov. 2023 ^p	Dec. 2023 ^p
Farm machinery and equipment mfg - Continued								
Harvesting machinery (except hay and straw) and attachments.....		333111-9	12/82	325.515	330.900	333.332	329.248	329.248
Secondary products and miscellaneous receipts.....		333111-SM						
Miscellaneous receipts.....		333111-M	12/82	311.063	311.832	312.269	312.269	312.269
Secondary products.....		333111-S	12/82	274.664	274.664	275.175	274.417	274.071
Lawn and garden equipment mfg.....	333112		12/82	166.962	167.293	168.083	167.989	167.990
Primary products.....		333112-P	12/82	170.825	170.864	171.735	171.751	171.751
Consumer nonriding lawn, garden, and snow equipment.....		333112-1	12/82	151.880	151.880	151.880	152.130	—
Consumer riding lawn, garden, and snow equipment.....		333112-3	12/82	187.502	187.591	189.130	189.130	189.130
Parts and attachments for consumer lawn, garden, and snow equipment.....		333112-7	06/03	158.869	158.869	160.882	159.855	159.855
Secondary products and miscellaneous receipts.....		333112-SM						
Secondary products.....		333112-S	12/82	143.522	147.039	147.039	145.753	145.758
Construction machinery manufacturing.....	33312		12/03	190.006	190.392	190.377	192.503	192.458
Construction machinery mfg.....	333120		12/80	339.486	340.175	340.148	343.948	343.868
Primary products.....		333120-P	12/80	329.443	330.117	330.098	334.076	333.982
Power cranes, loaders, dozers, tractors, off-highway trucks, mixers, pavers, backhoes, etc.....		333120-1	12/03	190.571	191.085	191.079	191.315	191.364
Power cranes, draglines, & shovels (excavators) (incl. surface mining equip.) (excluding parts).....		333120-11	12/99	195.383	195.383	195.383	195.383	195.383
Mixers, pavers, and related equipment (excluding parts).....		333120-12	12/80	344.770	344.770	344.665	347.225	347.225
Tractor shovel loaders (skid steer, wheel, crawler, and integral design backhoes).....		333120-14	12/80	345.465	345.465	345.465	346.099	346.530
Construction wheel and crawler tractors, dozers, self-propelled log skidders, etc.....		333120-15	12/03	189.102	192.936	192.936	192.935	192.935
Graders, rollers and compactors, forklifts, scrapers, trenchers, etc. (excluding parts).....		333120-16	12/03	210.873	210.873	210.873	210.873	210.873
Construction machinery for mounting (excluding parts, winches, snow clearing attachments).....		333120-17	12/99	188.601	188.601	188.601	188.601	188.601
Other construction machinery and equipment (excluding parts).....		333120-8	12/03	188.519	188.519	188.519	190.945	190.945
Parts for construction machinery and equipment, sold separately.....		333120-9	12/99	194.703	194.703	194.630	215.101	214.025
Parts for cranes, draglines, and shovels (including surface mining equipment) (sold separately).....		333120-91	06/07	183.975	183.975	183.807	218.368	215.834
Parts for off-highway wheel tractors and shovel loaders (sold separately).....		333120-92	06/07	155.289	155.289	155.289	155.289	155.289
Parts for other construction machinery (sold separately).....		333120-93	06/07	151.456	151.456	151.455	159.917	159.938
Secondary products and miscellaneous receipts.....		333120-SM						
Miscellaneous receipts.....		333120-M	12/80	535.473	535.473	535.473	535.473	535.879
Mining and oil and gas field machinery mfg.....	33313		12/03	193.865	195.051	195.152	196.393	196.393
Mining machinery and equipment mfg.....	333131		06/81	414.952	416.362	417.023	424.599	424.599
Primary products.....		333131-P	06/81	442.173	443.757	444.500	453.017	453.017
Mining machinery and equipment (except parts sold separately).....		333131-2	09/19	142.407	143.065	143.374	146.729	146.729
Underground mining machinery (except parts sold separately).....		333131-21	06/81	546.823	547.702	547.702	—	—
Mineral processing & beneficiation machinery (except parts sold separately).....		333131-23	06/81	475.178	475.178	475.178	515.827	—
Crushing, pulverizing & screening machinery (except parts sold separately).....		333131-25	06/81	461.395	461.395	461.395	492.393	—
Drills and other mining machinery (except parts sold separately).....		333131-27	06/81	471.260	477.166	480.343	—	—
Parts and attachments for mining machinery and equipment (sold separately).....		333131-9	06/81	353.986	353.986	353.986	355.556	355.556
Secondary products and miscellaneous receipts.....		333131-SM						
Miscellaneous receipts.....		333131-M	06/81	301.416	301.416	301.416	301.416	301.416
Oil and gas field machinery and equipment mfg.....	333132		12/80	309.237	311.535	311.535	311.742	311.742
Primary products.....		333132-P	12/80	304.183	306.479	306.479	306.704	306.704
Oil and gas field production machinery and equipment (except pumps).....		333132-A	12/80	264.354	266.195	266.195	268.897	268.897
Oil and gas field production machinery and equipment (except pumps and parts sold separately).....		333132-A1	12/10	137.123	138.368	138.368	139.015	139.015
Parts and attachments for oil and gas field production machinery and equipment (except pumps).....		333132-A2	12/10	131.837	131.837	131.837	135.574	135.574
Rotary oil and gas field drilling machinery and equipment.....		333132-1	12/86	311.095	316.555	316.555	312.563	312.563
Secondary products and miscellaneous receipts.....		333132-SM						
Industrial machinery manufacturing.....	3332		12/84	244.200	244.519	243.909	243.926	244.128
Other industrial machinery manufacturing.....	33324		12/84	240.841	241.156	240.554	240.571	240.769
Food product machinery mfg.....	333241		12/83	356.473	356.502	357.354	357.409	361.003
Primary products.....		333241-P	12/83	370.353	370.353	371.910	371.963	375.801
Dairy and milk products plant machinery and equipment.....		333241-1	12/83	347.318	347.318	353.991	353.991	353.991
Commercial food products machinery (except packaging and cooking equipment).....		333241-3	12/83	331.029	331.029	331.079	331.174	337.149
Industrial food products machinery for processing foods, beverages, & animal & fowl feed.....		333241-5	12/83	377.652	377.652	379.677	379.677	380.952
Other industrial food and feed machinery.....		333241-51	12/12	144.146	144.146	145.367	145.367	146.589
Machinery for sorting, grading, and cleaning fruits, vegetables, eggs, and for processing meat.....		333241-52	12/12	160.253	160.253	160.253	160.253	160.310
Parts and attachments for industrial food and feed products machinery.....		333241-53	12/12	141.473	141.473	145.230	145.230	145.336

See footnotes at end of table.

Table 11. Producer price indexes for net output of selected industries and their products, not seasonally adjusted — Continued
 [December 2023]

Title ¹	Industry code	Product code	Index base	Unadjusted index ²				
				Aug. 2023	Sept. 2023 ^p	Oct. 2023 ^p	Nov. 2023 ^p	Dec. 2023 ^p
Food product machinery mfg - Continued								
Secondary products and miscellaneous receipts.....		333241-SM						
Miscellaneous receipts.....		333241-M	12/83	239.781	240.338	228.588	228.719	230.361
Secondary products.....		333241-S	12/83	335.877	335.840	339.568	339.517	340.327
Semiconductor machinery mfg.....	333242		12/03	98.352	98.464	98.462	98.566	98.574
Primary products.....		333242-P	12/03	96.613	96.725	96.723	96.827	96.835
Semiconductor machinery and parts.....		333242-0	06/87	124.305	124.448	124.446	124.580	124.591
Secondary products and miscellaneous receipts.....		333242-SM						
Miscellaneous receipts.....		333242-M	12/03	112.508	112.508	112.508	112.508	112.508
Sawmill, woodworking and paper machinery mfg.....	333243		12/11	148.405	148.414	148.480	148.409	148.551
Primary products.....		333243-P	12/11	147.912	147.905	147.978	147.904	148.019
Sawmill and woodworking machinery.....		333243-A	12/80	354.507	354.791	355.233	354.781	354.781
Sawmill and woodworking machinery, excluding parts & attachments.....		333243-A3	06/12	180.157	180.327	180.592	180.321	180.321
Parts, attachments & accessories for sawmill & woodworking machinery.....		333243-A4	06/12	164.570	164.570	164.570	164.570	164.570
Paper industry machinery.....		333243-B	06/82	286.007	285.837	285.837	285.837	286.204
Paper industry machinery, excluding parts & attachments.....		333243-B1	12/03	149.622	149.622	149.622	149.622	149.622
Parts and attachments for paper industry machinery.....		333243-B2	06/82	285.811	285.263	285.263	285.263	286.447
Secondary and miscellaneous receipts.....		333243-SM						
Miscellaneous receipts.....		333243-M	12/11	149.018	149.498	149.463	149.490	149.517
All other industrial machinery mfg.....	333248		12/11	173.138	173.465	172.588	172.553	172.320
Primary products.....		333248-P	12/11	179.215	179.538	178.572	178.533	178.280
Printing machinery and equipment mfg.....		333248-4	12/82	182.917	182.234	186.124	185.626	186.943
All other miscellaneous printing trades machinery, including parts.....		333248-4A	12/88	138.220	137.465	141.765	141.215	142.670
Other printing machinery and equipment, including pre-press preparation and typesetting.....		333248-4A7	06/01	96.100	95.031	100.999	100.222	102.280
Parts, attachments, and accessories for printing trades machinery.....		333248-4A8	06/01	137.055	137.055	137.210	137.210	137.210
Other industrial machinery.....		333248-9	12/11	179.686	180.098	178.709	178.709	178.320
Plastics-working machinery and equipment and parts, excluding patterns and molds.....		333248-91	12/81	250.682	250.413	250.415	250.415	250.471
Plastics-working machinery and equipment, excluding patterns, molds, and parts sold separately.....		333248-919	12/08	129.869	129.708	129.708	129.708	129.708
Textile machinery (except parts, attachments, and accessories).....		333248-95	12/80	212.183	212.183	212.183	212.183	212.183
Parts and attachments for textile machinery.....		333248-97	12/80	237.995	237.995	237.995	237.995	237.995
All other industrial machinery.....		333248-98	12/03	247.641	248.463	245.923	245.923	245.210
Secondary products and miscellaneous receipts.....		333248-SM						
Commercial and service industry machinery manufacturing.....	3333		12/03	153.109	153.114	153.255	153.358	153.480
Commercial and service industry machinery manufacturing.....	33331		12/03	153.093	153.098	153.239	153.342	153.463
Commercial and service industry machinery mfg.....	333310		12/11	140.450	140.455	140.583	140.678	140.789
Primary products.....		333310-P	12/11	140.360	140.359	140.488	140.586	140.699
Optical instruments and lenses (incl. parts).....		333310-4	06/91	129.202	129.161	129.118	129.635	129.655
Sighting, tracking, and fire-control equipment, optical type.....		333310-41	12/85	143.711	143.711	143.711	143.692	143.692
All other miscellaneous optical instruments and lenses (incl. binoculars and astronomical).....		333310-43	12/98	120.529	120.477	120.423	121.084	121.109
Commercial cooking and food warming equipment (incl. parts).....		333310-5	06/82	440.498	440.498	440.498	440.498	441.372
Other commercial and service industry machinery.....		333310-9	05/23	100.143	100.183	100.333	100.333	100.410
Commercial laundry and drycleaning machinery (incl. parts).....		333310-93	12/82	346.814	346.814	346.978	346.978	346.978
Commercial and industrial floor and carpet cleaning machines, ex. vacuum cleaners.....		333310-95	09/16	142.242	141.992	141.992	141.992	141.992
Electronic teaching machines, teaching aids, etc., (incl. kits).....		333310-97	09/16	104.281	104.281	104.281	104.281	-
All other parts and attachments for service industry equipment.....		333310-98	06/07	147.624	147.935	148.533	148.533	148.533
Other service industry equipment.....		333310-99	09/16	132.768	132.849	133.121	133.121	133.254
Secondary products and miscellaneous receipts.....		333310-SM						
Miscellaneous receipts.....		333310-M	12/22	102.892	103.081	103.022	103.022	103.023
Secondary products.....		333310-S	12/22	101.803	101.984	102.719	102.719	102.719
HVAC and commercial refrigeration equipment.....	3334		12/03	218.218	218.212	218.700	219.413	218.670
HVAC and commercial refrigeration equipment.....	33341		12/03	218.218	218.212	218.700	219.413	218.670
Fan, blower, air purification equipment mfg.....	333413		12/11	151.758	151.533	151.530	151.529	151.502
Primary products.....		333413-P	12/11	149.180	148.969	148.967	148.966	148.937
Air purification equipment.....		333413-1	12/03	167.253	166.829	166.826	166.823	166.750
Dust collection and other air purification equipment for industrial gas cleaning systems.....		333413-11	12/83	225.447	225.447	225.447	225.447	225.447
Dust collection and other air purification equipment for cleaning incoming air.....		333413-13	12/83	256.944	255.965	255.959	255.952	255.783
Air filters for air-conditioners and furnaces, etc. of 2400 CFM or less, except parts.....		333413-131	06/09	166.285	166.196	166.196	166.196	166.196
Other dust collection and air purification equipment, except parts.....		333413-132	06/09	147.546	147.569	147.553	147.536	147.418
Parts for dust collection and air purification equipment.....		333413-133	06/09	147.885	145.634	145.634	145.634	145.341
Industrial and commercial fans and blowers.....		333413-2	12/03	231.651	231.651	231.651	231.651	231.677

See footnotes at end of table.

Table 11. Producer price indexes for net output of selected industries and their products, not seasonally adjusted — Continued
 [December 2023]

Title ¹	Industry code	Product code	Index base	Unadjusted index ²				
				Aug. 2023	Sept. 2023 ^P	Oct. 2023 ^P	Nov. 2023 ^P	Dec. 2023 ^P
Fan, blower, air purification equipment mfg - Continued								
Centrifugal blower filter units, and classes I-IV centrifugal fans, except parts.		333413-22	06/09	191.262	191.262	191.262	191.262	191.262
Other centrifugal fans and blowers, except parts.		333413-23	06/09	185.662	185.662	185.662	185.662	185.662
Parts and accessories for fans and blowers.		333413-29	06/09	173.200	173.200	173.200	173.200	173.449
Secondary products and miscellaneous receipts.		333413-SM						
Secondary products.		333413-S	12/11	152.704	152.704	152.704	152.704	152.704
Heating equipment (except warm air furnaces) mfg.	333414		06/80	449.449	449.500	449.556	449.951	451.809
Primary products.		333414-P	06/80	432.117	432.170	432.226	432.630	434.525
Other heating equipment, except electric (incl. parts for nonelectric equipment & oil burners).		333414-D	06/99	230.432	230.495	230.560	231.025	233.211
Cast iron heating boilers, radiators, and convectors (except parts).		333414-1	06/99	289.688	289.688	289.688	289.688	289.688
Domestic heating stoves (except electric and parts).		333414-3	06/80	316.517	316.517	316.517	316.517	316.517
Floor and wall furnaces, unit heaters, infrared heaters, and mechanical stokers.		333414-7	06/99	206.101	206.101	206.101	206.101	206.101
Secondary products and miscellaneous receipts.		333414-SM						
Secondary products.		333414-S	06/80	450.402	450.402	450.402	450.402	450.402
Air-conditioning, refrigeration, and forced air heating equipment mfg.	333415		12/82	292.417	292.476	293.318	294.525	293.090
Primary products.		333415-P	12/82	295.537	295.618	296.436	297.567	296.247
Warm air furnaces, including duct furnaces and humidifiers, and electric comfort heating.		333415-C	12/89	223.457	222.164	227.766	227.464	227.464
Parts and accessories for air conditioning and heat transfer equipment.		333415-D	12/89	266.792	267.711	267.147	267.260	267.449
Unitary air-conditioners, except air source heat pumps.		333415-E	12/82	264.810	265.462	264.841	268.199	264.059
Heat pumps.		333415-H	12/09	144.611	144.951	139.756	140.677	140.731
Heat transfer equipment (except elec dehumidifiers), mechanically refrigerated, self-contained.		333415-2	12/03	249.333	248.874	251.336	251.836	251.072
Commercial refrigerators and related equipment.		333415-3	12/82	399.658	399.658	401.689	401.689	401.689
Refrigeration condensing units, all refrigerants, except ammonia (complete).		333415-5	12/82	383.703	383.703	384.381	385.066	385.758
All other miscellaneous refrigeration and air-conditioning equipment.		333415-9	12/89	281.051	281.051	281.995	281.995	281.995
Secondary products and miscellaneous receipts.		333415-SM						
Miscellaneous receipts.		333415-M	12/82	259.165	259.165	259.165	259.165	259.165
Metalworking machinery manufacturing.	3335		12/03	146.998	147.743	147.988	148.797	149.079
Metalworking machinery manufacturing.	33351		12/03	146.984	147.729	147.973	148.782	149.064
Industrial mold mfg.	333511		12/03	125.771	126.049	126.748	127.848	128.997
Primary products.		333511-P	12/03	125.658	125.861	126.654	127.834	129.074
Industrial molds and mold boxes.		333511-0	06/81	154.595	154.845	155.820	157.273	158.798
Industrial injection-type molds made of metal for plastics.		333511-05	12/09	115.066	115.066	117.296	116.762	—
Other industrial molds and mold boxes.		333511-06	12/09	124.835	125.134	125.134	127.153	128.979
Secondary products and miscellaneous receipts.		333511-SM						
Special tool, die, jig, and fixture mfg.	333514		12/03	136.628	136.628	136.628	137.830	137.885
Primary products.		333514-P	06/81	224.080	224.080	224.080	224.080	224.080
Special dies, tools, jigs, and fixtures.		333514-0	06/81	224.080	224.080	224.080	224.080	224.080
Jigs and fixtures, including parts.		333514-0A	06/81	344.819	344.819	344.819	344.819	344.819
Metalworking die and die sets.		333514-0B	12/02	127.796	127.796	127.796	127.796	127.796
Standard punches, industrial prototypes, die parts & other special tooling for dies.		333514-0C	06/94	159.131	159.131	159.131	159.131	159.131
Secondary products and miscellaneous receipts.		333514-SM						
Miscellaneous receipts.		333514-M	12/03	114.405	114.405	114.405	114.405	—
Secondary products.		333514-S	12/03	141.595	141.595	141.595	155.778	156.436
Cutting tool and machine tool accessory mfg.	333515		06/83	230.213	230.613	231.104	232.902	232.902
Primary products.		333515-P	06/83	215.527	215.924	216.327	218.068	218.068
Cutting tools for machine tools and metalworking machinery.		333515-4	06/83	202.995	203.255	203.702	205.200	205.200
Other cutting tools for machine tools, excluding tips and blanks.		333515-41	12/00	147.858	147.858	147.858	149.268	149.268
End mills and milling cutters.		333515-44	06/83	230.043	230.345	232.001	232.343	232.343
Threading tools, including blanks, tips and inserts.		333515-45	06/07	126.690	126.690	126.690	126.690	126.690
Carbon and high-speed steel shank, solid, tipped carbide twist drills for machine tools.		333515-48	12/11	128.303	129.903	129.903	131.128	131.128
Taps, carbide indexible, and throwaway inserts for machine tools.		333515-49	12/11	136.385	136.385	139.409	139.340	139.340
Other attachments and accessories for machine tools and metalworking machinery.		333515-5	06/83	262.738	264.046	264.046	267.195	267.195
Secondary products and miscellaneous receipts.		333515-SM						
Secondary products.		333515-S	06/83	233.895	233.895	233.895	236.649	236.649
Machine tool mfg.	333517		12/11	131.846	134.163	134.163	134.186	134.185
Primary products.		333517-P	12/11	128.610	130.482	130.482	130.482	130.482
Metal cutting machine tools.		333517-2	06/83	222.708	222.597	222.597	222.597	222.597
Parts for metal cutting machine tools (sold separately) & rebuilt machine tools.		333517-26	06/83	204.827	204.827	204.827	204.827	204.827
Metal machining centers (multifunction numerically controlled machines).		333517-27	06/83	201.222	201.222	201.222	201.222	201.222
Other metal cutting machine tools.		333517-2B	12/09	125.730	125.730	125.730	125.730	125.730
Metal forming machine tools.		333517-3	06/81	298.329	322.279	322.279	322.279	322.279

See footnotes at end of table.

Table 11. Producer price indexes for net output of selected industries and their products, not seasonally adjusted — Continued
 [December 2023]

Title ¹	Industry code	Product code	Index base	Unadjusted index ²				
				Aug. 2023	Sept. 2023 ^P	Oct. 2023 ^P	Nov. 2023 ^P	Dec. 2023 ^P
Machine tool mfg - Continued								
Metal punching and shearing (power & manual), and bending and forming machines (power only).....		333517-31	06/81	232.369	232.369	232.369	232.369	232.369
Parts for metal forming machine tools (sold separately) and rebuilt metal forming machine tools.....		333517-37	06/81	297.157	297.157	297.157	297.157	297.157
Secondary products and miscellaneous receipts.....		333517-SM						
Miscellaneous receipts.....		333517-M	12/11	148.110	143.490	143.490	143.490	143.490
Secondary products.....		333517-S	12/11	156.118	182.939	182.939	183.672	183.637
Rolling mill and other metalworking machinery mfg.....	333519		12/11	142.226	142.549	142.833	142.835	142.838
Primary products.....		333519-P	12/11	145.472	145.887	146.201	146.204	146.206
Rolling mill and other metalworking machinery, including assembly machines.....		333519-0	12/11	145.472	145.887	146.201	146.204	146.206
Other metalworking machinery, excluding handheld & ultrasonic.....		333519-83	06/83	332.705	337.571	—	—	—
Secondary products and miscellaneous receipts.....		333519-SM						
Miscellaneous receipts.....		333519-M	12/11	134.815	134.337	134.397	134.397	134.397
Turbine and power transmission equipment mfg.....	3336		12/84	224.853	225.288	225.670	226.178	226.279
Turbine and power transmission equipment mfg.....	33361		12/84	224.848	225.283	225.664	226.173	226.273
Turbine and turbine generator set units mfg.....	333611		06/82	258.396	259.316	260.329	261.301	261.719
Primary products.....		333611-P	06/82	258.914	259.784	260.741	261.659	262.054
Turbines and turbine generator sets.....		333611-0	06/11	120.345	120.750	121.194	121.621	121.805
Steam, gas, and other turbines and turbine generators.....		333611-05	12/03	152.381	152.875	153.520	154.096	156.199
Parts & accessories for turbines, turbine generators, and turbine generator sets.....		333611-07	12/03	145.221	145.221	145.221	145.221	145.221
Speed changer, drive, and gear mfg.....	333612		12/83	381.636	381.636	381.636	381.636	381.636
Primary products.....		333612-P	12/83	353.751	353.751	353.751	353.751	353.751
Gears, pinions, racks, and worms, sold separately.....		333612-3	12/83	261.379	261.379	261.379	261.379	261.379
Speed changers, industrial high speed drives, and parts other than loose gearing.....		333612-7	12/03	217.488	217.488	217.488	217.488	217.488
Secondary products and miscellaneous receipts.....		333612-SM						
Mechanical power transmission equipment mfg.....	333613		12/84	359.779	361.734	363.951	367.563	367.540
Primary products.....		333613-P	12/84	342.749	344.737	346.895	350.535	350.535
Mechanical power transmission equipment, except speed changers, drives, & gears.....		333613-3	12/84	374.155	375.955	378.817	382.417	382.417
Secondary products and miscellaneous receipts.....		333613-SM						
Other engine equipment mfg.....	333618		12/82	192.664	192.791	192.766	192.813	192.814
Primary products.....		333618-P	12/82	193.938	194.109	194.083	194.133	194.134
Parts & accessories for internal combustion engines, ex. aircraft & gasoline automotive engines.....		333618-F	12/82	245.620	246.649	246.603	246.728	246.728
Diesel, semidiesel, and dual-fuel engines (except automotive).....		333618-3	12/82	226.366	226.366	226.366	226.366	226.366
Diesel, semidiesel, and dual-fuel engines for automobiles, trucks, and buses.....		333618-5	12/82	166.394	166.394	166.392	166.397	166.400
Secondary products and miscellaneous receipts.....		333618-SM						
Secondary products.....		333618-S	12/82	185.168	185.168	185.168	185.169	185.169
Other general purpose machinery manufacturing.....	3339		12/03	202.151	202.918	202.886	202.939	203.182
Pump and compressor manufacturing.....	33391		12/03	214.846	214.032	214.123	214.340	214.723
Air and gas compressor mfg.....	333912		06/84	336.294	336.964	336.978	337.875	339.435
Primary products.....		333912-P	06/84	345.854	346.546	346.561	347.418	348.782
Air and gas compressors and vacuum pumps.....		333912-1	06/84	360.401	361.353	361.353	361.353	363.231
Parts & attachments for air & gas compressors, ex. refrigeration, ice making, & a/c.....		333912-6	06/84	412.339	412.339	412.339	412.339	412.339
Secondary products and miscellaneous receipts.....		333912-SM						
Miscellaneous receipts.....		333912-M	11/86	257.079	257.079	257.079	257.079	262.521
Measuring, dispensing, and other pumping equipment mfg.....	333914		12/83	362.525	359.934	360.164	360.184	360.231
Primary products.....		333914-P	12/83	363.604	360.779	360.779	360.779	360.779
Pumps and pumping equipment, excluding measuring and dispensing pumps.....		333914-1	12/09	156.370	155.114	155.114	155.114	155.114
Pumps and pumping equipment, complete, excluding measuring and dispensing pumps.....		333914-11	12/09	158.127	156.653	156.653	156.653	156.653
Domestic water systems.....		333914-111	12/83	313.273	313.273	313.273	313.273	313.273
Oil-well and oil-field pumps, except boiler feed.....		333914-113	12/09	122.489	122.489	122.489	122.489	122.489
Industrial pumps, excluding hydraulic fluid power pumps, automatic circulating pumps, etc.....		333914-114	12/83	383.209	378.403	378.403	378.403	378.403
Other pumps, except automotive circulating pumps, and measuring and dispensing pumps.....		333914-115	12/01	227.309	227.309	227.309	227.309	227.309
Parts and attachments for pumps and pumping equipment, excluding measuring and dispensing.....		333914-15	12/83	429.802	429.802	429.802	429.802	429.802
Secondary products and miscellaneous receipts.....		333914-SM						
Miscellaneous receipts.....		333914-M	12/17	125.285	125.285	125.285	125.531	126.074
Secondary products.....		333914-S	12/17	155.930	155.928	157.558	157.585	157.650
Material handling equipment manufacturing.....	33392		12/03	212.265	212.138	212.563	212.696	213.205

See footnotes at end of table.

Table 11. Producer price indexes for net output of selected industries and their products, not seasonally adjusted — Continued
 [December 2023]

Title ¹	Industry code	Product code	Index base	Unadjusted index ²				
				Aug. 2023	Sept. 2023 ^P	Oct. 2023 ^P	Nov. 2023 ^P	Dec. 2023 ^P
Elevator and moving stairway mfg.	333921		06/81	243.242	243.242	243.252	243.252	243.252
Primary products.		333921-P	06/81	231.955	231.955	231.966	231.966	231.966
Elevators and moving stairways.		333921-1	06/81	225.502	225.502	225.502	225.502	225.502
Parts and attachments for elevators and moving stairways (sold separately).		333921-3	06/81	286.722	286.722	286.808	286.808	286.808
Secondary products and miscellaneous receipts.		333921-SM						
Conveyor and conveying equipment mfg.	333922		06/84	296.127	296.139	297.654	297.654	297.690
Primary products.		333922-P	06/84	283.912	283.924	285.404	285.404	285.438
Unit handling conveyors and conveying systems.		333922-1	06/84	230.260	230.313	229.985	229.985	230.067
Unit handling gravity and trolley conveyors and conveying systems.		333922-12	06/09	129.673	129.556	129.556	129.556	129.525
Unit handling tow, belt, roller, pneumatic, portable, carousel, and other nonbelt conveyors.		333922-14	06/09	146.167	146.455	145.927	145.927	146.113
Parts and accessories for unit handling conveyors and conveying systems, sold separately.		333922-7	06/84	275.899	275.617	275.617	275.617	275.413
Bulk material handling conveyors and conveying systems.		333922-8	06/84	314.184	314.184	319.192	319.192	319.192
Parts and accessories for bulk material handling conveyors and conveying systems.		333922-9	06/84	492.078	492.078	494.093	494.093	494.093
Secondary products and miscellaneous receipts.		333922-SM						
Miscellaneous receipts.		333922-M	06/84	420.561	420.561	420.561	420.561	420.561
Secondary products.		333922-S	06/84	334.907	334.907	334.907	334.907	334.907
Overhead cranes, hoists and monorail systems mfg.	333923		12/03	225.604	225.604	225.673	226.031	228.269
Primary products.		333923-P	12/03	227.224	227.224	227.296	227.674	230.027
Hoists and parts and attachments for hoists (sold separately).		333923-1	12/84	328.836	328.836	328.890	330.169	330.169
Overhead traveling cranes and monorail systems, including parts and attachments sold separately.		333923-3	12/84	339.027	339.027	339.027	340.801	341.252
Winches, aerial work platforms, and automotive wrecker hoists, including parts and attachments.		333923-7	12/03	231.517	231.517	231.621	231.621	235.339
Secondary products and miscellaneous receipts.		333923-SM						
Secondary products.		333923-S	12/03	212.785	212.785	212.785	212.785	212.785
Industrial truck, trailer, and stacker mfg.	333924		12/79	333.304	332.664	332.952	333.209	333.212
Primary products.		333924-P	12/79	336.997	336.389	336.682	336.948	336.948
Industrial trucks, tractors, mobile straddle carriers & cranes, & automatic stacking machines.		333924-2	12/79	304.259	303.560	303.595	303.626	303.626
Work trucks with lifting & handling equipment, operator riding, electric, self-propelled.		333924-21	06/02	229.132	229.132	229.132	229.132	229.132
Work trucks, not fitted with lifting and handling equipment.		333924-25	06/02	215.272	215.158	215.196	215.229	215.229
Bulk powered material moving equipment, dock boards and metal pallets and skids.		333924-26	06/02	206.084	203.205	203.205	203.205	203.205
Other work trucks with lifting & handling equipment, non-riding electric or any non-electric.		333924-27	06/02	189.942	189.846	189.878	189.910	189.910
Parts and attachments for industrial trucks and tractors (sold separately).		333924-3	12/86	357.547	357.547	358.856	360.047	360.047
Secondary products and miscellaneous receipts.		333924-SM						
Secondary products.		333924-S	12/79	531.014	498.948	502.226	502.476	504.296
All other general purpose machinery mfg.	33399		12/03	186.815	189.022	188.633	188.564	188.557
Power-driven handtool mfg.	333991		12/80	272.183	272.183	272.214	272.214	272.214
Primary products.		333991-P	12/80	264.296	264.296	264.327	264.327	264.327
Power-driven handtools, pneumatic, hydraulic, and powder-actuated.		333991-6	12/80	367.945	367.945	368.022	368.022	368.022
Power-driven handtools, electric (except battery powered), including parts.		333991-9	12/04	151.128	151.128	151.128	151.128	151.128
Secondary products and miscellaneous receipts.		333991-SM						
Miscellaneous receipts.		333991-M	06/86	208.596	208.596	-	-	-
Welding and soldering equipment mfg.	333992		12/84	361.386	361.386	361.386	361.386	361.423
Primary products.		333992-P	12/84	377.715	377.715	377.715	377.715	377.715
Other welding equipment, components, and accessories (excluding arc, resistance, and gas).		333992-A	06/90	185.178	185.178	185.178	185.178	185.178
Arc welding machines, components, and accessories, excluding electrodes and stud welding equip.		333992-1	12/84	410.753	410.753	410.753	410.753	410.753
Resistance welders, components, accessories, and electrodes.		333992-7	12/84	279.693	279.693	279.693	279.693	-
Gas welding and cutting equipment, parts, attachments, and accessories.		333992-9	06/83	267.577	267.577	267.577	267.577	267.577
Secondary products and miscellaneous receipts.		333992-SM						
Miscellaneous receipts.		333992-M	12/84	261.989	261.989	261.989	261.989	269.741
Packaging machinery mfg.	333993		12/88	277.958	279.268	279.268	279.696	279.696
Primary products.		333993-P	12/88	284.642	286.027	286.027	286.588	286.588
Packing, packaging, and bottling machinery, excluding parts.		333993-1	12/88	272.304	273.746	273.746	273.521	273.521
Parts for packing, packaging, and bottling machinery.		333993-5	12/88	340.701	341.914	341.914	345.498	345.498
Secondary products and miscellaneous receipts.		333993-SM						
Industrial process furnace and oven mfg.	333994		06/81	303.076	302.992	302.992	303.548	303.081
Primary products.		333994-P	06/81	300.318	300.241	300.241	300.543	299.615
Industrial process furnaces & ovens, & industrial electrical heating equipment.		333994-0	12/04	175.880	175.835	175.835	176.011	175.468
Industrial process furnaces & ovens, & industrial electrical heating equipment, except parts.		333994-0A	06/11	146.010	145.959	145.959	146.461	146.663

See footnotes at end of table.

Table 11. Producer price indexes for net output of selected industries and their products, not seasonally adjusted — Continued
 [December 2023]

Title ¹	Industry code	Product code	Index base	Unadjusted index ²				
				Aug. 2023	Sept. 2023 ^P	Oct. 2023 ^P	Nov. 2023 ^P	Dec. 2023 ^P
Industrial process furnace and oven mfg - Continued								
Parts and attachments for industrial process furnaces and ovens.....		333994-0B	06/11	150.961	150.961	150.961	150.095	147.762
Secondary products and miscellaneous receipts.....		333994-SM						
Miscellaneous receipts.....		333994-M	12/86	203.923	203.923	203.923	204.936	205.477
Fluid power cylinder and actuator mfg.....	333995		06/90	274.611	277.529	277.189	278.079	278.191
Primary products.....		333995-P	06/90	276.664	279.725	279.368	280.973	280.973
Nonaerospace-type hydraulic & all aerospace fluid power cylinders & actuators, linear & rotary.....		333995-2	06/90	267.563	271.964	271.451	271.451	271.451
Parts for hydraulic & pneumatic fluid power cylinders & actuators, incl accumulators & cushions.....		333995-8	06/90	318.225	318.225	318.225	325.424	325.424
Secondary products and miscellaneous receipts.....		333995-SM						
Secondary products.....		333995-S	06/90	—	—	—	—	235.895
Fluid power pump and motor mfg.....	333996		06/90	231.311	233.226	233.226	233.101	233.310
Primary products.....		333996-P	06/90	236.589	238.702	238.702	238.561	238.796
Nonaerospace-type reciprocating fluid power pumps.....		333996-1	12/97	199.918	202.999	202.999	202.766	202.701
Nonaerospace-type fluid power motors.....		333996-5	12/97	240.222	240.605	240.605	240.532	242.294
Parts for fluid power pumps, motors, and hydrostatic transmissions.....		333996-9	12/97	188.695	190.782	190.782	190.748	190.748
Secondary products and miscellaneous receipts.....		333996-SM						
Miscellaneous receipts.....		333996-M	06/99	185.464	185.962	185.962	185.962	185.962
All other miscellaneous general purpose machinery mfg.....	333998		12/84	287.581	294.640	293.120	292.204	292.120
Primary products.....		333998-P	12/84	281.467	288.709	287.144	286.118	285.944
Scale and balance mfg.....		333998-7	12/80	249.716	249.545	249.579	249.579	250.238
Retail, commercial, household, and mailing scales and balances.....		333998-74	12/91	196.020	196.020	196.020	196.020	196.391
Parts, attachments, and accessories for scales and balances.....		333998-76	12/91	272.208	273.318	273.482	273.482	275.631
Vehicle and industrial scales.....		333998-77	12/91	205.833	205.482	205.492	205.492	205.822
Motor truck and railroad track scales.....		333998-771	12/10	154.117	153.609	153.609	153.609	153.768
Industrial scales (including automatic checkweigher and bulkweigher scales).....		333998-772	12/10	175.869	175.951	175.986	175.986	176.767
All other miscellaneous general purpose machinery mfg.....		333998-9	12/84	281.672	289.400	287.730	286.637	286.403
Filters and strainers, except fluid power.....		333998-91	12/88	282.176	283.494	283.491	283.468	283.451
Industrial filters and strainers and reusable media, except fluid power.....		333998-911	06/07	172.191	171.639	171.639	171.639	171.639
Nonreusable media for filters and strainers, except fluid power.....		333998-912	12/88	278.540	294.955	294.926	294.742	294.609
Parts and accessories for filters and strainers, except fluid power.....		333998-913	12/88	370.166	370.027	370.027	—	—
All other miscellaneous general industrial machinery.....		333998-97	06/07	154.284	154.121	153.724	153.876	153.787
Secondary products and miscellaneous receipts.....		333998-SM						
Miscellaneous receipts.....		333998-M	12/22	103.266	103.425	103.425	103.871	104.701
Secondary products.....		333998-S	12/22	102.470	102.483	102.507	103.618	103.618
Computer & electronic product mfg.....	334		12/03	99.464	99.435	99.460	99.582	99.590
Computer & peripheral equipment mfg.....	3341		12/06	57.988	57.882	57.445	57.606	57.830
Computer & peripheral equipment mfg.....	33411		12/06	57.988	57.882	57.445	57.606	57.830
Electronic computer mfg.....	334111		02/23	98.101	97.678	95.925	95.795	96.708
Primary products.....		334111-P	02/23	97.870	97.397	95.431	95.285	96.309
Host computers, multiusers (mainframes, medium-scale systems, UNIX and PC servers).....		334111-5	02/23	97.755	97.201	94.812	94.812	95.722
Single user computers, microprocessor based, general purpose.....		334111-7	02/23	98.463	98.404	98.622	97.722	99.340
Portable computers, laptops, tablets and other single user computers.....		334111-72	02/23	96.956	97.058	97.075	97.167	97.190
Personal computers and workstations (excluding portable computers).....		334111-73	02/23	99.147	99.014	99.323	97.973	100.314
Secondary products and miscellaneous receipts.....		334111-SM						
Computer storage device mfg.....	334112		12/04	60.731	60.731	60.731	61.528	61.528
Primary products.....		334112-P	12/04	49.251	49.251	49.251	49.891	49.891
Computer storage devices (except parts, attachments and accessories).....		334112-1	12/04	48.591	48.591	48.591	49.244	49.244
Secondary products and miscellaneous receipts.....		334112-SM						
Computer terminal and other computer peripheral equipment mfg.....	334118		12/93	63.243	63.243	63.246	63.247	63.233
Primary products.....		334118-P	12/93	64.949	64.949	64.952	64.954	64.936
Computer terminals (including POS and funds-transfer devices) and other computer peripherals.....		334118-D	12/93	37.972	37.972	37.975	37.977	37.957
Secondary products and miscellaneous receipts.....		334118-SM						
Secondary products.....		334118-S	08/94	56.575	56.575	56.575	56.575	56.966
Communications equipment mfg.....	3342		12/85	102.321	102.345	102.457	102.763	102.785
Telephone apparatus mfg.....	33421		12/03	95.112	95.112	95.112	94.876	94.876
Telephone apparatus mfg.....	334210		12/85	95.583	95.583	95.583	95.346	95.345
Primary products.....		334210-P	12/85	95.857	95.857	95.857	95.613	95.613
Telephone and wireline data networking equipment.....		334210-0	12/85	95.857	95.857	95.857	95.613	95.613
Secondary products and miscellaneous receipts.....		334210-SM						
Radio/TV broadcast & wireless comm equip mfg.....	33422		12/03	102.324	102.352	102.367	102.846	102.859

See footnotes at end of table.

Table 11. Producer price indexes for net output of selected industries and their products, not seasonally adjusted — Continued
 [December 2023]

Title ¹	Industry code	Product code	Index base	Unadjusted index ²				
				Aug. 2023	Sept. 2023 ^p	Oct. 2023 ^p	Nov. 2023 ^p	Dec. 2023 ^p
Broadcast and wireless communications equipment mfg.	334220		12/91	95.987	96.014	96.028	96.477	96.489
Primary products.		334220-P	12/91	92.230	92.257	92.271	92.655	92.668
Broadcast, studio, and related electronic equipment.		334220-2	12/85	120.959	121.353	121.557	120.529	120.870
Radio station equipment.		334220-5	06/13	114.046	114.046	114.046	114.046	114.046
Other broadcast and wireless communications systems and equipment.		334220-9	06/13	107.150	107.150	107.150	107.842	107.825
Secondary products and miscellaneous receipts.		334220-SM						
Other communications equipment mfg.	33429		12/03	139.386	139.421	140.400	140.528	140.653
Other communications equipment mfg.	334290		12/91	149.514	149.552	150.602	150.739	150.873
Primary products.		334290-P	12/91	157.439	157.483	158.718	158.880	159.038
Alarm systems, including electric sirens and horns.		334290-1	12/85	153.041	153.041	154.922	154.922	154.922
Intercommunications systems, incl inductive paging systems, excl telephone & telegraph.		334290-3	12/85	272.201	274.479	274.479	274.479	274.479
Secondary products and miscellaneous receipts.		334290-SM						
Secondary products.		334290-S	12/91	167.224	167.224	167.224	167.148	167.148
Audio & video equipment mfg.	3343		12/03	100.624	100.624	100.624	100.791	100.791
Audio and video equipment mfg.	33431		12/03	100.624	100.624	100.624	100.791	100.791
Audio and video equipment mfg.	334310		03/80	72.814	72.814	72.814	72.935	72.935
Primary products.		334310-P	03/80	64.235	64.235	64.235	64.346	64.346
Speakers and commercial sound equipment.		334310-4	03/80	180.844	180.844	180.844	181.430	181.430
Other consumer audio and video equipment.		334310-5	03/80	141.643	141.643	141.643	141.643	141.643
Secondary products and miscellaneous receipts.		334310-SM						
Miscellaneous receipts.		334310-M	12/86	98.430	98.430	98.430	98.430	98.430
Semiconductor and other electronic component mfg.	3344		12/84	57.125	57.157	57.158	57.194	57.117
Semiconductor and other electronic component mfg.	33441		12/84	57.135	57.168	57.168	57.204	57.127
Bare printed circuit board mfg.	334412		06/91	118.654	118.654	118.654	120.258	123.097
Primary products.		334412-P	06/91	117.142	117.142	117.142	117.142	119.926
Bare printed circuit boards.		334412-0	06/82	131.632	131.632	131.632	131.632	134.760
Secondary products and miscellaneous receipts.		334412-SM2						
Semiconductors and related device mfg.	334413		12/98	31.595	31.560	31.443	31.365	31.198
Primary products.		334413-P	12/98	30.569	30.536	30.424	30.337	30.175
Other semiconductor devices, including parts such as chips, wafers, and heat sinks.		334413-A	06/81	56.983	56.983	57.180	56.247	56.247
Integrated microcircuits, incl semiconductor networks, microprocessors, & MOS memories.		334413-1	12/98	21.858	21.818	21.635	21.769	21.576
Secondary products and miscellaneous receipts.		334413-SM						
Electronic connector mfg.	334417		12/80	277.551	277.571	280.474	280.506	280.529
Primary products.		334417-P	12/80	274.444	274.465	277.406	277.441	277.467
Electronic connectors, including parts.		334417-0	12/80	274.444	274.465	277.406	277.441	277.467
Secondary products and miscellaneous receipts.		334417-SM						
Secondary products.		334417-S1	05/99	162.201	162.201	162.201	162.201	162.201
Printed circuit assembly mfg.	334418		12/03	71.596	71.642	71.683	71.775	71.806
Primary products.		334418-P	12/03	73.194	73.194	73.198	73.298	73.290
Printed circuit assemblies, loaded boards, modules, and consumer external modems.		334418-9	06/06	78.735	78.735	78.739	78.847	78.839
Secondary products and miscellaneous receipts.		334418-SM						
Other electronic component mfg.	334419		12/03	158.329	159.237	159.935	160.162	160.162
Primary products.		334419-P	12/03	163.108	163.228	164.003	164.267	164.267
Other electronic components.		334419-0	12/03	163.108	163.228	164.003	164.267	164.267
Secondary products and miscellaneous receipts.		334419-SM						
Secondary products.		334419-S	12/03	107.166	107.166	107.176	106.527	106.527
Capacitor, resistor, coil, transformer, and other inductor mfg.	33441K		12/11	158.078	158.084	158.539	160.188	159.943
Primary products.		33441K-P	12/11	162.428	162.428	162.909	164.618	164.360
Capacitors for electronic circuitry.		33441K-4	06/81	273.128	273.128	273.128	277.055	277.055
Electronic coils, transformers, and other inductors.		33441K-6	06/00	166.511	166.511	167.576	169.035	168.463
Secondary products and miscellaneous receipts.		33441K-SM						
Nav/measuring/medical/control instruments mfg.	3345		12/03	144.001	143.901	144.070	144.210	144.264
Nav/measuring/medical/control instruments mfg.	33451		12/03	144.001	143.901	144.070	144.210	144.264
Electromedical apparatus mfg.	334510		06/85	87.745	87.745	87.745	87.745	87.766
Primary products.		334510-P	06/85	75.927	75.927	75.927	75.927	75.945
Electromedical equipment, excluding ionizing radiation equipment.		334510-2	12/02	87.524	87.524	87.524	87.524	87.547
Secondary products and miscellaneous receipts.		334510-SM						
Miscellaneous receipts.		334510-M	12/90	162.879	162.879	162.879	162.879	162.879
Search, detection, and navigation instruments.	334511		12/91	189.643	189.643	189.647	189.936	189.936
Primary products.		334511-P	12/91	185.834	185.834	185.834	186.124	186.124

See footnotes at end of table.

Table 11. Producer price indexes for net output of selected industries and their products, not seasonally adjusted — Continued
 [December 2023]

Title ¹	Industry code	Product code	Index base	Unadjusted index ²				
				Aug. 2023	Sept. 2023 ^P	Oct. 2023 ^P	Nov. 2023 ^P	Dec. 2023 ^P
Search, detection, and navigation instruments - Continued								
Aeronautical, nautical & navigational instruments, not sending or receiving radio signals.....		334511-1	12/85	332.895	332.895	332.895	332.895	332.895
Search, detection, navigation, and guidance systems and equipment.....		334511-3	12/91	179.036	179.036	179.036	179.393	179.393
Secondary products and miscellaneous receipts.....		334511-SM						
Automatic environmental control mfg.....	334512		12/79	316.904	316.904	317.114	317.114	317.114
Primary products.....		334512-P	12/79	282.935	282.935	282.935	282.935	282.935
Automatic environmental controls for monitoring residential, commercial, and appliance use.....		334512-0	12/03	150.988	150.988	150.988	150.988	150.988
Secondary products and miscellaneous receipts.....		334512-SM						
Miscellaneous receipts.....		334512-M	12/04	204.796	204.796	204.796	204.796	204.796
Industrial process variable instruments.....	334513		06/83	276.329	276.165	278.013	278.903	278.909
Primary products.....		334513-P	06/83	289.994	290.459	292.526	293.528	293.528
Process control instruments.....		334513-0	12/03	173.102	173.380	174.614	175.212	175.212
Secondary products and miscellaneous receipts.....		334513-SM						
Miscellaneous receipts.....		334513-M	06/83	247.314	237.122	237.122	237.122	237.122
Totalizing fluid meters and counting devices mfg.....	334514		12/85	250.878	244.925	245.097	244.462	244.718
Primary products.....		334514-P	12/85	256.092	249.526	249.715	249.015	249.297
Integrating and totalizing fluid meters, counting devices, and motor vehicle instruments.....		334514-0	12/85	256.092	249.526	249.715	249.015	249.297
Secondary products and miscellaneous receipts.....		334514-SM						
Secondary products.....		334514-S	12/85	185.150	185.150	185.150	185.150	185.150
Electricity and signal testing instruments mfg.....	334515		12/83	179.229	179.287	180.821	181.534	182.503
Primary products.....		334515-P	12/83	171.861	171.923	172.951	173.704	174.727
Test equipment for testing electrical, radio, and communication circuits, and motors.....		334515-4	12/83	173.116	173.194	174.230	174.989	176.020
Secondary products and miscellaneous receipts.....		334515-SM						
Analytical laboratory instrument mfg.....	334516		12/85	186.330	186.827	186.776	186.729	186.650
Primary products.....		334516-P	12/85	187.283	187.793	187.739	187.690	187.608
Analytical and scientific instruments, excluding optical.....		334516-0	12/85	187.283	187.793	187.739	187.690	187.608
Secondary products and miscellaneous receipts.....		334516-SM						
Irradiation apparatus mfg.....	334517		06/90	124.147	124.147	124.147	124.169	124.193
Primary products.....		334517-P	06/85	125.081	125.081	125.081	125.081	125.081
Irradiation (ionizing radiation) equipment.....		334517-0	06/85	125.081	125.081	125.081	125.081	125.081
Secondary products and miscellaneous receipts.....		334517-SM						
Other measuring and controlling device mfg.....	334519		06/85	206.558	206.665	207.146	207.362	207.473
Primary products.....		334519-P	06/85	197.441	197.548	198.032	198.248	198.332
Physical properties testing & inspection equipment and kinematic testing & measuring equipment.....		334519-4	06/85	201.370	201.370	201.370	201.370	201.370
Nuclear radiation detection and monitoring instruments.....		334519-5	06/85	248.578	248.578	248.578	248.578	248.578
Commercial, geophysical, meteorological, and general-purpose instruments and equipment.....		334519-7	06/85	200.600	200.874	203.029	203.992	203.992
Secondary products and miscellaneous receipts.....		334519-SM						
Miscellaneous receipts.....		334519-M	06/85	288.887	288.887	288.887	288.887	289.812
Manufacturing and reproducing magnetic and optical media.....	3346		12/03	118.215	118.416	117.933	118.134	117.933
Manufacturing and reproducing magnetic and optical media.....	33461		12/03	118.215	118.416	117.932	118.134	117.932
Manufacturing and reproducing magnetic and optical media.....	334610		01/19	138.517	138.753	138.186	138.422	138.186
Primary products.....		334610-P	01/19	139.707	139.945	139.374	139.612	139.374
Electrical equipment and appliance mfg.....	335		12/03	198.211	197.607	197.892	198.321	198.197
Electric lighting equipment mfg.....	3351		12/03	153.073	153.416	153.472	153.611	153.827
Electric lighting equipment mfg.....	33513		12/22	103.188	103.420	103.458	103.552	103.698
Residential electric lighting fixture mfg.....	335131		12/83	248.753	248.755	248.756	248.739	248.751
Primary products.....		335131-P	12/83	256.068	256.070	256.071	256.051	256.065
Residential-type electric lighting fixtures (except portable), including parts and accessories.....		335131-1	12/83	232.945	232.945	232.945	232.936	232.937
Residential-type portable lighting fixtures, including parts and accessories.....		335131-4	12/83	294.809	294.814	294.816	294.776	294.817
Secondary products and miscellaneous receipts.....		335131-SM						
Secondary products.....		335131-S	12/83	317.168	317.168	317.168	317.168	317.168
Nonresidential electric lighting fixture mfg.....	335132		06/81	264.431	265.380	265.563	266.061	266.795
Primary products.....		335132-P	06/81	262.405	263.439	263.639	264.182	264.870
Commercial and institutional-type electric lighting fixtures, including parts and accessories.....		335132-1	06/81	251.274	252.454	252.682	253.330	254.116
Industrial-type electric lighting fixtures, including parts and accessories.....		335132-5	06/81	295.087	295.087	295.087	294.905	294.905
Secondary products and miscellaneous receipts.....		335132-SM						
Secondary products.....		335132-S	06/81	323.802	323.802	323.802	323.795	325.352

See footnotes at end of table.

Table 11. Producer price indexes for net output of selected industries and their products, not seasonally adjusted — Continued
 [December 2023]

Title ¹	Industry code	Product code	Index base	Unadjusted index ²				
				Aug. 2023	Sept. 2023 ^P	Oct. 2023 ^P	Nov. 2023 ^P	Dec. 2023 ^P
Other lighting equipment, including lamps and bulbs mfg.....	335139		06/85	181.520	181.734	181.744	181.737	181.755
Primary products.....		335139-P	12/22	104.388	104.507	104.507	104.507	104.507
Electric lamp bulb, tubes, and components.....		335139-1	12/83	89.340	89.752	89.752	89.752	89.752
Outdoor lighting equipment (including parts and accessories).....		335139-2	06/85	209.474	209.474	209.474	209.474	209.474
Secondary products and miscellaneous receipts.....		335139-SM						
Household appliance mfg.....	3352		12/84	162.699	162.558	162.589	164.027	163.582
Small electrical appliance mfg.....	33521		12/03	131.450	131.263	131.249	131.765	132.057
Small electrical appliance mfg.....	335210		12/11	119.459	119.289	119.276	119.745	120.010
Primary products.....		335210-P	12/11	119.964	119.787	119.779	120.267	120.536
Parts and attachments for small electric household appliances, including fan parts.....		335210-5	12/82	193.022	193.022	193.022	193.022	193.022
Household vacuum cleaners and other floor care machines (including parts and attachments).....		335210-6	12/82	130.671	129.764	130.082	130.883	130.883
Other small electric household appliances, including fans.....		335210-7	05/21	116.655	116.661	116.572	116.980	117.317
Secondary products and miscellaneous receipts.....		335210-SM						
Secondary products.....		335210-S	12/82	208.706	208.781	208.806	208.908	209.764
Major household appliance mfg.....	33522		12/03	165.446	165.319	165.361	166.973	166.369
Major household appliance mfg.....	335220		05/16	135.050	134.946	134.980	136.297	135.803
Primary products.....		335220-P	05/16	134.401	134.289	134.355	135.737	135.207
Household cooking appliances.....		335220-1	06/81	173.631	173.890	174.109	176.489	175.013
Electric household ranges, ovens (including microwave), surface cooking units, and equipment.....		335220-11	06/81	149.158	148.571	149.278	150.962	147.890
Gas household ranges, ovens, surface cooking units, and equipment (incl. parts and accessories).....		335220-13	06/81	168.471	168.939	168.491	172.581	172.599
Other household ranges and cooking equipment, including outdoor equipment.....		335220-15	06/81	254.411	256.897	257.237	257.237	257.237
Household refrigerators and home freezers.....		335220-2	12/81	126.295	126.139	125.915	127.410	127.249
Household refrigerators, including combination refrigerator-freezers.....		335220-21	12/81	119.083	118.991	118.616	120.035	120.042
Other major household appliances.....		335220-8	12/82	308.332	307.209	307.568	309.560	309.490
Household water heaters, electric, for permanent installation.....		335220-81	12/82	559.713	559.713	559.713	559.713	559.713
Household water heaters, excluding electric.....		335220-83	12/82	561.307	561.307	561.307	561.307	561.307
Secondary products and miscellaneous receipts.....		335220-SM						
Miscellaneous receipts.....		335220-M	05/16	137.090	137.090	137.090	137.090	137.090
Electrical equipment mfg.....	3353		12/03	206.679	206.827	207.601	208.558	209.292
Electrical equipment mfg.....	33531		12/03	206.679	206.827	207.601	208.558	209.292
Electric power and specialty transformer mfg.....	335311		06/81	418.587	418.587	419.322	419.322	425.883
Primary products.....		335311-P	06/81	412.949	412.949	413.606	413.606	420.121
Secondary products and miscellaneous receipts.....		335311-SM						
Motor and generator mfg.....	335312		06/83	285.100	285.289	285.552	284.890	284.918
Primary products.....		335312-P	06/83	284.077	284.306	284.547	283.776	283.776
Parts, supplies for motors, generators, generator sets, and other rotating equipment.....		335312-C	12/87	292.003	293.487	293.487	293.445	293.445
Other motors and generators n.e.c.....		335312-F	06/06	159.354	159.354	159.637	158.737	158.737
Fractional horsepower motors (rated at less than 746 watts) (except hermetics) ..		335312-1	06/83	212.262	212.262	212.262	212.262	212.262
Integral horsepower motors & generators other than for land transport equipment (exc hermetics).....		335312-3	06/83	418.694	418.694	418.694	418.694	418.694
Secondary products and miscellaneous receipts.....		335312-SM						
Miscellaneous receipts.....		335312-M	12/86	285.137	285.137	285.747	285.747	286.255
Secondary products.....		335312-S	06/83	266.478	266.711	267.095	268.512	268.876
Switchgear and switchboard apparatus mfg.....	335313		06/85	302.695	303.187	305.577	309.911	310.628
Primary products.....		335313-P	06/85	314.312	314.844	316.616	321.303	322.172
Switchgear, excluding ducts and relays.....		335313-A	06/85	350.564	351.557	353.191	359.236	360.771
Low voltage panelboards and distribution boards, 1000 volts or less.....		335313-3	06/85	275.224	275.224	275.224	275.224	275.224
Secondary products and miscellaneous receipts.....		335313-SM						
Relay and industrial control mfg.....	335314		06/85	275.015	275.015	275.618	275.999	275.999
Primary products.....		335314-P	06/85	293.532	293.532	294.061	294.478	294.478
Specific-purpose industrial controls.....		335314-C	01/19	124.591	124.591	124.825	124.829	124.829
General-purpose industrial controls.....		335314-F	01/19	137.645	137.645	137.856	138.238	138.238
Relays for electronic circuitry, industrial control overload and switchgear type.....		335314-1	06/90	225.683	225.683	225.683	225.683	-
Parts for industrial controls and motor-control accessories.....		335314-7	06/90	257.357	257.357	258.970	258.970	258.970
Secondary products and miscellaneous receipts.....		335314-SM						
Miscellaneous receipts.....		335314-M	06/85	289.180	289.180	292.624	292.624	292.624
Other electrical equipment & component mfg.....	3359		12/03	227.444	225.619	225.737	225.186	224.436
Storage battery mfg.....	33591		12/03	196.881	196.900	196.499	196.421	196.314
Battery mfg.....	335910		12/84	266.181	266.207	265.664	265.559	265.414
Primary products.....		335910-P	12/84	268.767	268.794	268.225	268.114	267.962
Storage batteries.....		335910-1	12/84	268.985	268.985	268.397	268.397	268.397

See footnotes at end of table.

Table 11. Producer price indexes for net output of selected industries and their products, not seasonally adjusted — Continued
 [December 2023]

Title ¹	Industry code	Product code	Index base	Unadjusted index ²				
				Aug. 2023	Sept. 2023 ^P	Oct. 2023 ^P	Nov. 2023 ^P	Dec. 2023 ^P
Battery mfg - Continued								
Storage batteries, lead acid type, BCI dimensional size group 8D or smaller. . .		335910-11	12/84	259.436	259.436	258.557	258.557	258.557
Storage batteries, lead acid type, larger than BCI dimensional size group 8D. . .		335910-12	12/84	316.397	316.397	316.397	316.397	316.397
Primary batteries.....		335910-2	12/80	256.076	256.190	255.709	255.247	254.614
Secondary products and miscellaneous receipts.....		335910-SM						
Secondary products.....		335910-S	12/84	297.600	297.600	297.600	297.600	297.600
Communication & energy wire & cable mfg.....	33592		12/03	273.589	264.290	265.073	264.488	262.401
Fiber optic cable mfg.....	335921		12/03	93.306	93.306	91.129	88.663	88.663
Primary products.....		335921-P	12/03	93.781	93.781	91.554	89.030	89.030
Fiber optic cable, made from purchased fiber optic strand. . .		335921-0	12/03	93.781	93.781	91.554	89.030	89.030
Secondary products and miscellaneous receipts.....		335921-SM						
Other communication and energy wire mfg.....	335929		12/03	322.065	308.636	311.469	312.558	309.546
Primary products.....		335929-P	12/03	338.679	324.305	327.640	328.745	325.369
Electronic wire and cable, made of nonferrous metals (purchased wire).....		335929-A	12/82	316.922	316.922	316.922	316.922	316.922
Other insulated wire & cable, incl control & signal, made of nonferrous metals (purchased wire).....		335929-F	12/11	147.379	149.225	150.546	151.769	148.717
Power wire and cable, made from nonferrous metals (purchased wire).....		335929-1	12/82	651.826	586.304	600.957	603.573	594.362
Secondary products and miscellaneous receipts.....		335929-SM						
Wiring device mfg.....	33593		12/03	249.553	249.665	250.319	249.483	248.293
Current-carrying wiring device mfg.....	335931		12/81	297.754	298.278	299.353	298.726	297.563
Primary products.....		335931-P	12/81	288.367	288.911	289.866	289.732	288.556
Current-carrying wiring devices n.e.c.....		335931-A	06/06	194.915	195.699	195.284	195.345	193.493
Current-carrying switches for electrical circuitry (including vehicular switches). . .		335931-1	12/99	175.651	175.299	175.718	175.718	177.442
Current-carrying wire connectors for electrical circuitry.....		335931-9	12/81	246.195	246.282	251.498	250.650	249.332
Secondary products and miscellaneous receipts.....		335931-SM						
Secondary products.....		335931-S	12/81	315.244	315.221	315.222	315.091	315.411
Noncurrent-carrying wiring device mfg.....	335932		12/81	546.685	546.098	546.903	544.279	541.104
Primary products.....		335932-P	12/81	549.378	548.700	549.630	546.599	542.931
Noncurrent-carrying electrical conduit and conduit fittings, incl. plastic conduit & fittings.....		335932-4	12/81	627.726	624.322	625.790	619.005	609.701
Other noncurrent-carrying wiring devices and supplies (boxes, covers, bar hangers, etc.).....		335932-6	12/81	509.761	512.749	514.012	513.249	514.159
Secondary products and miscellaneous receipts.....		335932-SM						
All other electrical equipment & component mfg.....	33599		12/03	169.121	169.065	168.682	168.203	168.262
Carbon and graphite product mfg.....	335991		06/85	226.811	226.513	226.358	225.919	226.242
Primary products.....		335991-P	06/85	240.501	240.182	240.015	239.545	239.891
Carbon and graphite products, including electrodes for electric arc furnaces.....		335991-0	06/85	240.501	240.182	240.015	239.545	239.891
Secondary products and miscellaneous receipts.....		335991-SM						
Miscellaneous receipts.....		335991-M	10/88	149.998	149.998	149.998	-	-
Miscellaneous electrical equipment mfg.....	335999		12/03	160.483	160.483	160.037	159.536	159.536
Primary products.....		335999-P	12/03	158.223	158.223	157.695	157.102	157.102
Rectifying apparatus.....		335999-3	12/85	210.586	210.586	210.586	210.586	210.586
All miscellaneous electrical equipment except rectifying apparatus.....		335999-4	06/08	141.762	141.762	141.231	140.634	140.634
Secondary products and miscellaneous receipts.....		335999-SM						
Transportation equipment manufacturing.....	336		12/03	139.747	139.815	140.431	140.652	140.563
Motor vehicle manufacturing.....	3361		12/03	123.934	123.948	125.296	125.457	124.836
Automobile and light truck manufacturing.....	33611		12/03	121.447	121.441	122.889	123.057	122.382
Automobile, light truck and utility vehicle mfg.....	336110		06/82	167.146	167.138	169.130	169.361	168.432
Primary products.....		336110-P	06/82	165.022	165.014	166.922	167.152	166.228
Passenger cars and chassis.....		336110-1	06/82	139.315	139.315	141.969	141.926	137.754
Trucks, truck tractors, & bus chassis 14,000 lb or less, incl. minivans & suvs.....		336110-2	06/82	195.812	195.801	197.730	198.079	198.072
Secondary products and miscellaneous receipts.....		336110-SM						
Heavy duty truck manufacturing.....	33612		12/03	160.904	161.186	161.223	161.288	161.383
Heavy duty truck mfg.....	336120		12/03	160.953	161.234	161.271	161.336	161.432
Primary products.....		336120-P	12/03	162.448	162.733	162.771	162.837	162.934
Trucks, truck tractors, and bus chassis (chassis of own manufacture) 14,001 to 33,000 lbs.....		336120-1	12/03	171.677	171.677	171.677	172.019	172.300
Buses, including military and firefighting vehicles (chassis of own manufacture). . .		336120-3	12/03	172.917	173.775	-	-	-
Secondary products and miscellaneous receipts.....		336120-SM						
Motor vehicle body and trailer manufacturing.....	3362		12/03	202.265	202.435	202.439	202.417	203.435
Motor vehicle body and trailer manufacturing.....	33621		12/03	202.623	202.793	202.797	202.775	203.794
Motor vehicle body mfg.....	336211		12/82	338.579	338.878	340.315	340.544	347.564
Primary products.....		336211-P	12/82	334.091	334.394	335.925	336.158	343.609

See footnotes at end of table.

Table 11. Producer price indexes for net output of selected industries and their products, not seasonally adjusted — Continued
 [December 2023]

Title ¹	Industry code	Product code	Index base	Unadjusted index ²				
				Aug. 2023	Sept. 2023 ^P	Oct. 2023 ^P	Nov. 2023 ^P	Dec. 2023 ^P
Motor vehicle body mfg - Continued								
Other truck and vehicle bodies, sold separately.....		336211-5	12/08	152.176	152.176	152.176	152.176	157.374
Dump truck bodies, for sale separately.....		336211-5A	12/08	169.821	169.821	169.821	169.821	—
All other truck and vehicle bodies, sold separately.....		336211-5B	12/08	151.082	151.082	151.082	151.082	158.449
Buses and firefighting vehicles, complete, produced on purchased chassis.....		336211-7	12/08	130.174	130.334	130.334	130.426	130.520
Other trucks and vehicles, complete, produced on purchased chassis.....		336211-9	12/08	161.102	161.654	161.711	162.398	162.754
Other trucks and vehicles, complete, produced on purchased chassis, except upfitting trucks.....		336211-91	09/15	144.938	146.208	146.338	147.917	148.735
Secondary products and miscellaneous receipts.....		336211-SM						
Secondary products.....		336211-S	12/82	291.543	291.742	291.742	291.877	291.998
Truck trailer mfg.....	336212		12/79	369.168	368.587	367.595	367.615	367.455
Primary products.....		336212-P	12/79	367.424	366.822	365.825	365.843	365.661
Truck trailers and chassis, axle rating 10,000 lbs or more.....		336212-1	12/79	352.206	351.574	350.527	350.546	350.376
Truck trailers and chassis, axle rating less than 10,000 lbs.....		336212-3	11/84	482.607	482.607	482.607	482.607	482.320
Secondary products and miscellaneous receipts.....		336212-SM						
Secondary products.....		336212-S1	05/21	143.365	143.360	143.376	143.919	143.976
Motor home mfg.....	336213		06/84	217.963	217.963	218.271	218.271	218.271
Primary products.....		336213-P	06/84	213.878	213.878	214.186	214.186	214.186
Motor homes built on purchased chassis.....		336213-0	06/06	127.507	127.507	127.690	127.690	127.690
Secondary products and miscellaneous receipts.....		336213-SM1						
Travel trailer and camper mfg.....	336214		12/03	208.965	209.557	209.232	209.054	208.746
Primary products.....		336214-P	12/03	210.135	211.055	210.753	210.588	210.302
Travel trailers.....		336214-1	06/84	282.755	282.040	281.432	281.432	281.432
Conventional travel trailers.....		336214-19	12/11	171.129	170.531	170.155	170.155	170.155
Fifth wheel travel trailers.....		336214-1A	12/11	174.620	—	—	—	—
Automobile and light truck trailers.....		336214-3	12/92	263.137	268.160	268.160	266.988	264.960
Camping trailers, campers, pick-up covers, and parts.....		336214-5	06/84	344.148	350.175	350.175	350.175	350.175
Other parts and components, excluding appliances and furnishings.....		336214-53	06/84	—	351.999	351.999	351.999	351.999
Truck campers, caps, box covers, and fold-down camping trailers.....		336214-56	06/14	145.460	146.737	146.737	146.737	146.737
Secondary products and miscellaneous receipts.....		336214-SM						
Secondary products.....		336214-S	06/84	250.018	248.780	248.750	248.750	248.746
Motor vehicle parts manufacturing.....	3363		12/03	127.224	127.333	127.543	127.629	127.800
Motor vehicle gasoline engine and parts mfg.....	33631		12/03	127.918	128.232	128.299	128.464	128.438
Motor vehicle gasoline engine and engine parts mfg.....	336310		12/03	128.408	128.723	128.790	128.955	128.929
Primary products.....		336310-P	12/03	128.118	128.451	128.532	128.708	128.683
Gasoline engines and engine parts (excluding carburetors).....		336310-2	12/03	127.145	127.482	127.627	127.558	127.531
Carburetors, pistons, piston rings, and valves.....		336310-3	12/82	198.598	198.986	197.991	202.466	202.466
Secondary products and miscellaneous receipts.....		336310-SM						
Miscellaneous receipts.....		336310-M1	09/18	121.247	121.247	121.247	121.247	121.247
Secondary products.....		336310-S	12/11	117.276	117.228	117.007	116.976	116.922
Motor vehicle electric equipment.....	33632		12/03	122.817	122.823	122.931	122.891	122.982
Motor vehicle electrical and electronic equipment mfg.....	336320		12/03	122.349	122.356	122.463	122.423	122.514
Primary products.....		336320-P	12/03	116.179	116.180	116.270	116.237	116.329
Vehicular lighting equipment.....		336320-1	12/83	138.077	138.077	138.333	138.167	138.144
Other motor vehicle electrical and electronic equipment.....		336320-2	12/03	116.108	116.110	116.167	116.163	116.284
Battery charging alternators, generators, and regulators.....		336320-23	12/82	137.856	137.875	138.663	138.597	140.261
Parts for engine electrical and electronic equipment.....		336320-2A	12/82	167.365	167.365	167.365	167.365	167.365
All other miscellaneous non-engine electrical and electronic equipment.....		336320-2D	12/03	119.966	119.966	119.966	119.966	119.966
All other miscellaneous complete engine electrical equipment, including spark plugs.....		336320-2U	12/82	129.569	129.569	129.569	129.569	129.569
Secondary products and miscellaneous receipts.....		336320-SM						
Miscellaneous receipts.....		336320-M	12/03	141.844	142.125	142.810	142.482	142.076
Secondary products.....		336320-S	12/03	130.160	130.160	130.160	130.160	130.160
Motor vehicle steering and suspension parts.....	33633		12/03	110.793	110.793	112.081	112.009	112.052
Motor vehicle steering and suspension components (except spring) manufacturing.....	336330		12/03	110.583	110.583	111.870	111.798	111.841
Primary products.....		336330-P	12/03	107.503	107.503	108.830	108.830	108.830
Motor vehicle steering and suspension components (excluding spring), new and rebuilt.....		336330-0	12/99	107.306	107.306	108.631	108.631	108.631
Secondary and miscellaneous receipts.....		336330-SM						
Motor vehicle brake system manufacturing.....	33634		12/03	139.918	139.953	139.227	138.806	139.590
Motor vehicle brake system mfg.....	336340		12/03	139.900	139.935	139.209	138.787	139.572
Primary products.....		336340-P	12/03	140.941	140.978	140.207	139.758	140.592
Motor vehicle brake parts and assemblies, new.....		336340-1	12/88	149.044	149.088	148.191	147.671	148.639
Motor vehicle drum brake assemblies and parts, new.....		336340-1E	12/05	151.975	151.947	149.950	149.950	149.950
Motor vehicle disc brake assemblies and parts, new.....		336340-1F	12/11	137.222	137.222	136.795	136.795	136.795

See footnotes at end of table.

Table 11. Producer price indexes for net output of selected industries and their products, not seasonally adjusted — Continued
 [December 2023]

Title ¹	Industry code	Product code	Index base	Unadjusted index ²				
				Aug. 2023	Sept. 2023 ^p	Oct. 2023 ^p	Nov. 2023 ^p	Dec. 2023 ^p
Motor vehicle brake system mfg - Continued								
Other motor vehicle brake parts and assemblies, new.....		336340-1G	12/99	124.003	124.104	123.750	122.733	124.625
Secondary products and miscellaneous receipts.....		336340-SM						
Motor vehicle power train components mfg.	33635		12/03	135.898	136.026	135.706	135.849	136.047
Motor vehicle transmission and power train parts manufacturing.	336350		12/03	134.286	134.412	134.095	134.237	134.433
Primary products.....		336350-P	12/03	128.663	128.786	128.471	128.610	128.803
Motor vehicle drive train components, excluding wheels and brakes, new.....		336350-2	12/88	132.133	132.109	131.768	131.919	132.086
Motor vehicle transmissions (except auxiliary and parts), new.....		336350-20	06/12	115.724	115.724	115.282	115.282	115.282
Parts for manual and automatic transmissions, new.....		336350-23	12/88	130.814	130.779	130.725	130.504	130.445
Other motor vehicle drive train components, except wheels and brakes, new.		336350-25	12/99	99.113	99.071	98.817	99.410	99.924
Motor vehicle drive train components, rebuilt.....		336350-3	12/03	143.736	146.904	146.904	146.904	147.742
Secondary products and miscellaneous receipts.....		336350-SM						
Secondary products.....		336350-S	12/03	139.067	139.067	139.604	139.499	139.376
Motor vehicle seating and interior trim mfg.	33636		12/03	113.375	113.514	113.688	113.774	114.020
Motor vehicle seating and interior trim mfg.	336360		12/03	113.305	113.446	113.624	113.707	113.956
Primary products.....		336360-P	12/03	111.749	112.236	112.016	112.180	112.317
Automobile trimmings.....		336360-1	12/03	93.041	93.041	93.041	93.418	93.418
Seats for public conveyance and aircraft.....		336360-3	12/01	117.486	117.520	117.678	117.558	117.905
Secondary products and miscellaneous receipts.....		336360-SM						
Secondary products.....		336360-S	12/03	152.868	154.482	157.524	155.970	158.145
Motor vehicle metal stamping.....	33637		12/03	128.274	128.407	130.231	130.301	130.302
Motor vehicle metal stamping.....	336370		12/82	140.491	140.636	142.633	142.711	142.712
Primary products.....		336370-P	12/82	131.553	131.699	133.624	133.708	133.708
Automotive job stampings (truck, bus, and passenger car).....		336370-0	12/82	131.553	131.699	133.624	133.708	133.708
Secondary products and miscellaneous receipts.....		336370-SM						
Secondary products.....		336370-S	12/82	142.306	142.223	142.640	142.621	142.647
Other motor vehicle parts manufacturing.....	33639		12/03	127.435	127.456	127.286	127.475	127.741
Other motor vehicle parts mfg.	336390		12/03	129.968	129.989	129.816	130.009	130.280
Primary products.....		336390-P	12/03	127.443	127.467	127.307	127.504	127.781
Filters, new, internal combustion engines and motor vehicles.....		336390-A	12/82	190.874	190.874	190.874	191.544	—
All other motor vehicle parts and accessories, including trailer hitches.....		336390-8	12/03	117.588	117.608	117.722	117.578	117.773
Secondary products and miscellaneous receipts.....		336390-SM						
Miscellaneous receipts.....		336390-M	12/11	120.226	120.226	116.678	116.678	—
Secondary products.....		336390-S	12/11	128.150	128.078	128.560	128.529	128.518
Aerospace product and parts manufacturing.....	3364		06/85	267.575	267.668	267.855	268.606	269.184
Aerospace product and parts manufacturing.....	33641		06/85	267.575	267.668	267.855	268.606	269.184
Aircraft mfg.	336411		12/85	278.386	278.537	278.773	278.879	279.404
Primary products.....		336411-P	12/85	266.740	266.894	267.108	267.174	267.706
Civilian aircraft.....		336411-3	12/85	333.873	334.144	334.365	334.259	335.194
Military aircraft.....		336411-4	06/13	104.662	104.662	104.662	104.827	104.827
Secondary products and miscellaneous receipts.....		336411-SM						
Secondary products.....		336411-S	12/85	481.239	481.239	482.063	483.381	483.428
Aircraft engine and engine parts mfg.	336412		12/85	258.518	258.426	258.480	263.316	264.925
Primary products.....		336412-P	12/85	256.908	256.704	256.822	258.849	260.235
Aeronautical services on aircraft engines.....		336412-5	12/85	259.780	259.780	259.780	274.609	283.469
Aircraft engine parts and accessories.....		336412-7	12/85	270.568	270.046	270.350	270.350	270.796
Parts and accessories for military aircraft engines.....		336412-75	12/11	125.664	125.664	125.664	125.664	126.287
Parts and accessories for civilian aircraft engines.....		336412-77	12/11	120.127	119.780	119.982	119.982	119.982
Secondary products and miscellaneous receipts.....		336412-SM						
Secondary products.....		336412-S	12/85	247.337	247.337	247.337	254.443	254.445
Other aircraft parts and equipment mfg.	336413		06/85	206.867	206.776	206.811	207.008	207.013
Primary products.....		336413-P	06/85	202.043	201.954	201.989	202.188	202.193
Aircraft propellers and helicopter rotors.....		336413-1	12/91	221.067	221.067	221.067	222.086	222.086
Aircraft parts and auxiliary equipment.....		336413-7	06/85	193.980	193.886	193.923	194.056	194.061
Aircraft landing gear for civilian and military aircraft.....		336413-72	06/08	187.527	187.527	187.311	187.311	187.311
Other aircraft subassemblies and parts for military aircraft.....		336413-73	06/08	125.962	125.533	125.753	126.369	126.391
Other aircraft subassemblies and parts for civilian aircraft.....		336413-74	06/08	114.470	114.470	114.470	114.470	114.470
Secondary products and miscellaneous receipts.....		336413-SM						
Secondary products.....		336413-S	06/85	253.976	253.545	253.545	253.545	253.545
Railroad rolling stock manufacturing.....	3365		06/84	228.802	228.803	228.849	228.854	228.898
Railroad rolling stock manufacturing.....	33651		06/84	228.881	228.881	228.927	228.932	228.977
Railroad rolling stock mfg.	336510		06/84	228.681	228.681	228.727	228.732	228.776
Primary products.....		336510-P	06/84	235.278	235.278	235.469	235.469	235.512

See footnotes at end of table.

Table 11. Producer price indexes for net output of selected industries and their products, not seasonally adjusted — Continued
 [December 2023]

Title ¹	Industry code	Product code	Index base	Unadjusted index ²				
				Aug. 2023	Sept. 2023 ^p	Oct. 2023 ^p	Nov. 2023 ^p	Dec. 2023 ^p
Railroad rolling stock mfg - Continued								
Street, subway, trolley, and rapid transit cars, and railway maintenance equipment and parts.....		336510-5	06/84	192.980	192.980	193.313	193.313	193.348
Railway maintenance of way equipment & parts, parts for all railcars, & other railway vehicles.....		336510-54	06/84	195.371	195.371	195.779	195.779	195.815
Air brake and other brake equipment.....		336510-541	06/84	129.370	129.370	130.629	130.629	-
Secondary products and miscellaneous receipts.....		336510-SM						
Miscellaneous receipts.....		336510-M	06/84	167.982	167.982	167.982	167.982	167.982
Secondary products.....		336510-S1	12/11	113.267	113.284	113.300	113.565	113.590
Ship and boat building.....	3366		12/84	277.215	278.063	278.783	279.845	280.504
Ship and boat building.....	33661		12/84	277.226	278.074	278.794	279.856	280.515
Ship building and repairing.....	336611		12/85	244.268	244.342	245.065	246.324	247.033
Primary products.....		336611-P	12/85	233.494	233.573	234.281	235.518	236.206
Ship repair, nonmilitary.....		336611-A	12/85	320.363	320.477	320.477	330.164	334.646
Military self-propelled ships, new construction.....		336611-5	12/85	191.240	191.240	191.934	192.043	191.396
Ship repair, military.....		336611-8	12/85	206.992	206.992	206.992	207.391	207.967
Nonmilitary self-propelled ships, new construction.....		336611-9	12/85	408.524	410.043	417.338	417.338	425.071
Secondary products and miscellaneous receipts.....		336611-SM2						
Boat building.....	336612		12/81	377.048	380.451	381.132	381.497	381.962
Primary products.....		336612-P	12/81	376.035	379.404	380.042	380.411	380.827
Outboard motorboats, including commercial and military (except sailboats and lifeboats).....		336612-1	12/81	451.697	456.557	457.288	457.597	457.986
Outboard motorboats, wood or metal, incl. comm. and military (exc. sailboats and lifeboats).....		336612-11	06/11	175.014	176.002	176.334	176.674	177.103
Outboard motorboats, plastics/fiberglass, incl. comm. and mil. (exc. sailboats and lifeboats).....		336612-14	06/11	169.548	171.841	172.090	172.090	172.090
Inboard motorboats, including commercial and military (except sailboats and lifeboats).....		336612-3	12/81	368.596	370.233	370.888	371.296	374.107
Inboard cabin cruisers, including commercial and military (except sailboats and lifeboats).....		336612-31	06/11	149.616	151.050	151.447	151.694	153.396
Other inboard motorboats, including commercial and military (except sailboats and lifeboats).....		336612-32	06/11	157.813	156.862	156.862	156.862	156.862
Inboard-outdrive boats, including commercial and military (except sailboats and lifeboats).....		336612-5	12/81	298.806	298.806	299.824	299.824	299.824
All other inboard-outdrive boats, incl. comm. and military (except sailboats and lifeboats).....		336612-52	06/11	142.333	142.333	142.855	142.855	142.855
All other boats (excluding military and commercial).....		336612-8	12/81	299.948	299.948	299.948	302.113	302.113
Secondary products and miscellaneous receipts.....		336612-SM						
Miscellaneous receipts.....		336612-M	12/88	330.227	341.350	341.350	341.350	341.350
Other transportation equipment manufacturing.....	3369		12/03	128.095	128.080	128.085	128.144	128.233
Other transportation equipment manufacturing.....	33699		12/03	128.095	128.080	128.085	128.144	128.233
Motorcycle, bicycle, and parts mfg.....	336991		12/84	160.628	160.628	160.637	160.820	160.820
Primary products.....		336991-P	12/84	165.971	165.971	165.982	166.191	166.191
Motorcycles, including three-wheel motorbikes, motorscooters, mopeds, and parts.....		336991-3	12/84	189.765	189.765	189.765	189.765	189.765
Bicycles, including parts (excluding children's 2-wheel sidewalk cycles).....		336991-4	12/84	157.088	157.088	157.155	158.452	158.452
Cycles, all types, tubular construction.....		336991-42	12/98	129.558	129.558	129.558	129.746	129.746
Parts for bicycles, unicycles, and adult tricycles.....		336991-45	12/84	165.134	165.134	165.269	167.663	167.663
Secondary products and miscellaneous receipts.....		336991-SM						
Secondary products.....		336991-S	12/84	184.854	184.854	184.854	-	-
All other transportation equipment mfg.....	336999		12/03	130.960	130.933	130.937	130.930	131.090
Primary products.....		336999-P	12/03	129.068	129.041	129.044	129.038	129.201
All-terrain vehicles and parts.....		336999-4	06/08	118.052	118.060	118.063	118.072	118.463
All other miscellaneous transportation equipment.....		336999-6	06/08	121.636	121.589	121.592	121.593	121.593
Secondary products and miscellaneous receipts.....		336999-SM						
Secondary products.....		336999-S	12/03	173.865	173.865	173.865	173.865	173.865
Furniture & related product mfg.....	337		12/84	269.238	269.205	268.205	268.517	267.966
HH & institutional furniture & kitchen cabinet mfg.....	3371		12/84	255.333	255.416	253.490	253.578	253.806
Wood kitchen cabinet & countertop mfg.....	33711		12/03	157.838	157.838	158.059	158.022	158.022
Wood kitchen cabinet and countertop mfg.....	337110		06/84	266.508	266.508	266.878	266.808	266.808
Primary products.....		337110-P	12/03	157.569	157.569	157.963	158.184	158.184
Custom wood kitchen cabinets, bathroom vanities, and related cabinet sold directly to customers.....		337110-H	03/04	144.417	144.417	145.374	147.087	147.087
Stock wood kitchen cabinets and related cabinetwork for permanent installation. ...		337110-1	06/84	246.134	246.134	246.787	246.064	246.064
Secondary products and miscellaneous receipts.....		337110-SM						
Household & institutional furniture mfg.....	33712		12/03	181.018	181.108	178.871	178.986	179.235
Upholstered household furniture mfg.....	337121		06/82	267.843	267.646	263.137	262.822	262.822

See footnotes at end of table.

Table 11. Producer price indexes for net output of selected industries and their products, not seasonally adjusted — Continued
 [December 2023]

Title ¹	Industry code	Product code	Index base	Unadjusted index ²				
				Aug. 2023	Sept. 2023 ^P	Oct. 2023 ^P	Nov. 2023 ^P	Dec. 2023 ^P
Upholstered household furniture mfg - Continued								
Primary products.....		337121-P	06/82	258.065	257.865	253.258	252.936	252.936
Upholstered household furniture, excl. dual-purpose sleep furniture.....		337121-1	06/82	254.295	254.078	248.401	248.022	248.022
Upholstered household sofas, davenports, settees, and loveseats, except custom.....		337121-11	06/82	255.078	254.834	247.312	246.763	246.763
Upholstered household sectional sofa pieces, except custom.....		337121-12	12/87	211.517	211.331	208.515	208.307	208.307
Upholstered household rocking chairs, including swivel rockers, except custom.....		337121-13	06/82	221.586	221.286	221.286	221.286	221.286
Other upholstered household furniture, including custom sold at retail.....		337121-15	06/05	188.328	188.192	188.192	188.192	188.192
Dual-purpose sleep furniture incl. futon, conv. sofa, jackknife & chair beds, except custom.....		337121-4	06/89	283.178	283.067	284.568	284.568	284.568
Secondary products and miscellaneous receipts.....		337121-SM						
Nonupholstered wood household furniture mfg.....	337122		12/79	354.180	354.181	343.738	341.796	341.795
Primary products.....		337122-P	12/79	378.051	378.051	363.664	361.021	361.021
Wood dining room, kitchen, outdoor, and ready-to-assemble furniture, excl. cabinets and custom.....		337122-G	12/22	110.077	110.077	103.044	103.044	103.044
Wood household den, family room, library, and living room furniture, except custom.....		337122-1	12/79	359.162	359.162	359.162	358.247	358.247
Wood bedroom furniture, including infants' and children's, except custom.....		337122-8	12/79	361.458	361.458	361.021	354.195	354.195
Secondary products and miscellaneous receipts.....		337122-SM						
Secondary products.....		337122-S	12/79	282.230	282.244	282.246	282.026	282.017
Household furniture (except wood and upholstered) mfg.....	337126		06/84	258.655	258.015	258.638	258.447	258.531
Primary products.....		337126-P	06/84	249.798	249.650	250.079	250.178	250.077
Metal dining room and kitchen furniture, incl. padded and plain chairs and stools..		337126-1	06/84	207.431	205.237	202.701	204.164	202.663
Metal outdoor and casual furniture, incl. beach, lawn, garden and porch.....		337126-3	06/84	355.802	355.802	359.169	359.169	359.169
Nonupholstered household furniture (except wood and metal).....		337126-6	12/85	140.969	140.969	140.969	-	-
Secondary products and miscellaneous receipts.....		337126-SM						
Secondary products.....		337126-S	06/84	303.393	298.128	300.504	297.558	299.407
Institutional furniture mfg.....	337127		12/03	207.539	208.712	209.016	211.138	212.468
Primary products.....		337127-P	12/03	209.678	210.903	211.231	213.434	214.815
Other institutional furniture.....		337127-B	12/11	156.604	156.390	156.760	156.993	158.231
School furniture (except stone and concrete), excl. library furniture.....		337127-1	12/84	376.377	384.775	386.434	388.161	389.990
Public building and related furniture, excl. bar, bowling, cafeteria, restaurant and school.....		337127-5	12/84	306.773	306.870	306.870	314.673	317.429
Public furniture (bar, bowling center, cafeteria, and restaurant).....		337127-8	12/03	198.788	201.442	201.442	201.442	201.442
Secondary products and miscellaneous receipts.....		337127-SM						
Miscellaneous receipts.....		337127-M	12/03	204.303	204.303	204.303	204.303	204.303
Secondary products.....		337127-S	12/03	178.313	178.329	177.970	178.439	178.743
Office furniture (including fixtures) mfg.....	3372		12/03	199.482	199.690	199.602	200.418	198.844
Office furniture (including fixtures) mfg.....	33721		12/03	199.482	199.690	199.602	200.418	198.845
Wood office furniture mfg.....	337211		06/85	271.392	271.392	271.392	271.392	271.392
Primary products.....		337211-P	06/85	266.018	266.018	266.018	266.018	266.018
Wood office furniture panel systems, desking systems, and other wood office furniture.....		337211-A	06/98	157.150	157.150	157.150	157.150	157.150
Wood office seating, including upholstered.....		337211-1	06/98	191.866	191.866	191.866	191.866	191.866
Wood office desks and desk extensions.....		337211-4	06/85	323.905	323.905	323.905	323.905	323.905
Wood office files, storage units, and tables.....		337211-7	06/98	182.818	182.818	182.818	182.818	182.818
Secondary products and miscellaneous receipts.....		337211-SM						
Secondary products.....		337211-S	06/85	279.875	279.875	279.875	279.875	279.875
Custom architectural woodwork and millwork.....	337212		12/03	179.066	179.112	180.501	180.501	180.435
Primary products.....		337212-P	12/03	174.984	174.984	176.449	176.449	176.449
Custom architectural woodwork, millwork, and fixtures.....		337212-0	12/03	174.984	174.984	176.449	176.449	176.449
Secondary products and miscellaneous receipts.....		337212-SM						
Office furniture, except wood, mfg.....	337214		12/79	413.170	412.039	412.440	410.433	409.912
Primary products.....		337214-P	12/79	414.134	412.986	413.385	411.383	410.852
Office furniture, other types, except wood, including panel systems.....		337214-A	12/79	493.549	492.100	494.779	489.141	489.312
Office seating, including upholstered, except wood.....		337214-1	12/79	292.507	292.507	292.507	292.507	292.507
Office desk and desk extensions, except wood.....		337214-4	12/79	475.577	475.484	475.336	475.336	475.336
Office files, storage units, and tables, except wood.....		337214-7	06/95	228.901	227.453	226.490	226.075	224.824
Secondary products and miscellaneous receipts.....		337214-SM						
Showcases, partitions, shelving, and lockers mfg.....	337215		12/03	211.728	213.154	210.822	215.170	209.585
Primary products.....		337215-P	12/03	188.624	189.924	187.978	192.242	186.969
Bookstacks and other shelving, except wood.....		337215-A2	06/06	153.966	-	154.592	156.574	160.497
Storage racks and accessories, except wood.....		337215-E	12/83	253.799	253.513	253.513	253.513	253.513
Fixtures (bank, office, and store), except wood.....		337215-G	12/83	323.875	334.300	343.815	367.879	321.023
Secondary products and miscellaneous receipts.....		337215-SM						
Other furniture related product mfg.....	3379		12/03	178.299	177.563	177.798	177.609	177.510

See footnotes at end of table.

Table 11. Producer price indexes for net output of selected industries and their products, not seasonally adjusted — Continued
 [December 2023]

Title ¹	Industry code	Product code	Index base	Unadjusted index ²				
				Aug. 2023	Sept. 2023 ^P	Oct. 2023 ^P	Nov. 2023 ^P	Dec. 2023 ^P
Mattress mfg.....	33791		12/03	178.367	177.355	177.678	177.418	177.281
Mattress mfg.....	337910		06/83	249.913	248.494	248.946	248.582	248.391
Primary products.....		337910-P	06/83	247.830	246.397	246.854	246.486	246.293
Mattress and foundation sets.....		337910-E	12/03	137.312	136.909	137.388	137.388	137.177
Innerspring mattresses, excluding crib-size.....		337910-1	01/04	206.823	204.868	204.868	204.031	204.031
Other mattresses, including crib, foam, waterbed mattresses and mattress inserts.....		337910-4	06/83	249.750	249.750	249.750	249.750	249.750
Foundations, excl. innerspring units, hybrid-type flotation, ensembles, and adjustable units.....		337910-7	12/03	200.702	197.580	199.235	199.235	198.576
Secondary products and miscellaneous receipts.....		337910-SM						
Blind & shade mfg.....	33792		12/03	194.841	194.841	194.841	194.841	194.841
Blind and shade mfg.....	337920		06/84	295.792	295.792	295.792	295.792	295.792
Primary products.....		337920-P	06/84	311.384	311.384	311.384	311.384	311.384
Other blinds and shades, including curtain and drapery fixtures, poles and rods. . .		337920-8	06/84	228.386	228.386	228.386	228.386	228.386
Secondary products and miscellaneous receipts.....		337920-SM						
Miscellaneous mfg.....	339		12/03	145.002	145.059	145.238	145.551	145.849
Medical equipment & supplies mfg.....	3391		12/03	132.078	132.121	132.243	132.524	132.689
Medical equipment & supplies mfg.....	33911		12/03	132.080	132.123	132.245	132.526	132.691
Surgical and medical instrument mfg.....	339112		06/82	150.606	150.472	150.810	150.864	150.857
Primary products.....		339112-P	06/82	151.886	151.746	152.100	152.119	152.113
Surgical and medical instruments.....		339112-0	06/82	145.556	145.422	145.761	145.780	145.774
Surgical and orthopedic instruments.....		339112-01	06/12	114.508	114.540	114.540	114.540	114.540
Surgical and medical catheters.....		339112-05	06/82	115.470	115.470	115.594	115.725	115.725
Other surgical and medical apparatus and instruments, excluding parts.....		339112-06	06/12	103.984	103.649	103.649	103.649	103.649
Parts for surgical and medical apparatus and instruments.....		339112-09	06/12	113.610	113.610	113.623	113.623	113.529
Secondary products and miscellaneous receipts.....		339112-SM						
Secondary products.....		339112-S	10/82	124.888	124.888	124.888	125.700	125.649
Surgical appliance and supplies mfg.....	339113		06/83	237.785	238.271	237.688	238.889	239.582
Primary products.....		339113-P	06/83	243.246	243.787	243.134	244.470	245.230
Medical and surgical appliances and supplies, incl. orthopedic, prosthetic, and therapeutic.....		339113-2	06/83	229.872	230.386	229.641	231.191	232.127
Artificial joints and limbs.....		339113-21	06/83	329.790	330.146	328.807	327.651	336.262
Other orthopedic and prosthetic appliances.....		339113-22	12/03	99.513	99.825	99.812	99.812	99.812
Other medical and surgical appliances and supplies.....		339113-27	12/03	142.117	142.451	141.938	143.437	143.342
Hospital beds and specialized hospital furniture.....		339113-4	12/11	140.915	140.915	140.915	141.260	141.260
Personal industrial and nonindustrial safety equipment and clothing.....		339113-6	06/83	297.725	298.762	298.307	298.644	298.729
Secondary products and miscellaneous receipts.....		339113-SM						
Secondary products.....		339113-S	06/83	171.298	171.322	171.322	171.347	171.515
Dental equipment and supplies mfg.....	339114		06/85	465.579	465.302	471.510	471.532	472.654
Primary products.....		339114-P	06/85	443.831	443.802	449.976	449.984	451.112
Dental professional equipment and supplies.....		339114-1	06/97	205.440	205.423	206.513	206.517	207.161
Professional dental equipment.....		339114-11	06/85	330.620	330.604	333.411	333.307	333.453
Professional dental supplies.....		339114-12	06/85	297.746	297.700	297.357	297.566	300.122
Secondary products and miscellaneous receipts.....		339114-SM						
Ophthalmic goods mfg.....	339115		12/83	181.661	181.661	181.661	181.661	181.661
Primary products.....		339115-P	12/83	178.606	178.606	178.606	178.606	178.606
Secondary products and miscellaneous receipts.....		339115-SM						
Other miscellaneous mfg.....	3399		12/85	217.816	217.920	218.267	218.747	219.401
Jewelry & silverware mfg.....	33991		12/85	259.401	260.164	257.402	261.275	265.309
Jewelry and silverware mfg.....	339910		12/11	122.337	122.697	121.394	123.221	125.124
Primary products.....		339910-P	12/11	122.413	122.780	121.455	123.317	125.256
Jewelry, gold and platinum.....		339910-1	12/85	263.938	265.345	259.310	265.642	273.352
Costume jewelry and novelties.....		339910-4	12/03	166.118	166.118	166.118	166.118	166.118
All other jewelry and personal goods (excluding costume).....		339910-8	12/11	119.495	119.484	119.371	120.627	120.461
Secondary products and miscellaneous receipts.....		339910-SM						
Miscellaneous receipts.....		339910-M	12/11	127.910	127.922	127.691	—	—
Sporting & athletic goods mfg.....	33992		12/03	139.796	139.956	140.086	140.086	140.086
Sporting and athletic goods mfg.....	339920		12/85	171.196	171.391	171.551	171.551	171.551
Primary products.....		339920-P	12/85	167.111	167.270	167.431	167.431	167.431
Other sporting and athletic goods.....		339920-A	12/85	176.369	176.369	176.369	176.369	176.369
Golf equipment, excluding apparel and shoes.....		339920-4	12/85	83.149	83.150	83.557	—	—
Playground equipment.....		339920-5	06/92	446.405	449.639	449.639	449.639	449.639
Gymnasium and exercise equipment.....		339920-7	06/92	152.809	152.809	152.809	152.809	152.809
Secondary products and miscellaneous receipts.....		339920-SM						

See footnotes at end of table.

Table 11. Producer price indexes for net output of selected industries and their products, not seasonally adjusted — Continued
 [December 2023]

Title ¹	Industry code	Product code	Index base	Unadjusted index ²				
				Aug. 2023	Sept. 2023 ^P	Oct. 2023 ^P	Nov. 2023 ^P	Dec. 2023 ^P
Sporting and athletic goods mfg - Continued								
Secondary products.....		339920-S	12/85	252.223	257.150	257.150	257.150	257.150
Doll, toy & game mfg.....	33993		12/03	159.350	159.350	159.350	159.350	159.350
Doll, toy, and game mfg.....	339930		06/85	192.442	192.442	192.442	192.442	192.442
Primary products.....		339930-P	06/85	189.382	189.382	189.382	189.382	189.382
Models (operating & static), craft kits/supply, natural science kits, & collectors' miniatures.....		339930-6	06/85	274.940	274.940	274.940	274.940	274.940
Other nonelectronic toys, including parts.....		339930-8	06/85	196.346	196.346	196.346	196.346	196.346
Secondary products and miscellaneous receipts.....		339930-SM						
Office supplies (exc paper) mfg.....	33994		12/85	193.080	192.745	193.303	192.855	193.311
Office supplies, except paper, mfg.....	339940		12/11	132.118	131.889	132.270	131.964	132.276
Primary products.....		339940-P	12/11	127.907	127.669	128.013	127.697	128.021
Lead pencils, art goods, office supplies & small office equipment, excluding paper.....		339940-2	12/03	150.818	150.818	150.818	150.818	150.818
Marking devices.....		339940-3	12/85	187.336	186.379	190.282	190.282	190.282
Secondary products and miscellaneous receipts.....		339940-SM						
Miscellaneous receipts.....		339940-M	12/11	152.756	152.756	154.209	154.209	154.209
Secondary Products.....		339940-S	12/11	159.346	159.346	159.346	159.281	159.259
Sign mfg.....	33995		12/03	162.234	162.230	163.769	163.716	164.146
Sign mfg.....	339950		12/85	235.800	235.794	238.031	237.954	238.579
Primary products.....		339950-P	12/85	234.900	234.900	237.140	237.140	237.674
Nonelectric signs and displays, including trade show exhibits.....		339950-4	12/85	278.916	278.916	283.798	283.798	284.963
Secondary products and miscellaneous receipts.....		339950-SM						
All other misc mfg.....	33999		12/03	163.247	163.266	163.401	163.666	163.869
Gasket, packing, and sealing device mfg.....	339991		12/85	233.465	233.588	233.589	234.207	234.178
Primary products.....		339991-P	12/85	241.478	241.611	241.611	242.305	242.305
Compression packing.....		339991-1	12/85	308.657	308.657	308.657	—	—
Molded packing and seals.....		339991-2	06/07	148.408	148.408	148.408	148.409	148.409
Nonmetallic gaskets and gasketing.....		339991-3	12/85	272.301	272.426	272.426	274.775	274.775
Metallic gaskets and machined seals.....		339991-7	12/85	288.531	288.531	288.531	288.531	288.531
Rotary oil seals.....		339991-9	12/90	186.365	187.276	187.276	187.276	187.276
Secondary products and miscellaneous receipts.....		339991-SM						
Miscellaneous receipts.....		339991-M	06/97	145.515	145.515	145.515	145.515	145.515
Secondary products.....		339991-S	12/85	168.023	168.128	168.151	—	—
Musical instrument mfg.....	339992		06/85	285.617	285.617	285.787	285.787	285.787
Primary products.....		339992-P	06/85	286.420	286.420	286.591	286.591	286.591
Nonelectronic pianos, organs, and nonelectronic pianos and organ parts, excluding benches.....		339992-A	12/09	167.248	167.248	167.248	167.248	167.248
Other musical instruments and parts.....		339992-7	06/85	272.973	272.973	273.159	273.159	273.159
Other electronic musical instruments, excluding electronic organs.....		339992-71	12/09	150.675	150.675	150.887	150.887	150.887
Other nonelectronic musical instruments.....		339992-72	06/99	157.070	157.070	157.070	157.070	157.070
Parts and accessories for other musical instruments, sold separately, excl. benches & cases.....		339992-73	06/85	223.796	223.796	223.796	223.796	223.796
Secondary products and miscellaneous receipts.....		339992-SM						
Miscellaneous receipts.....		339992-M	06/85	289.817	289.817	289.817	289.817	289.817
Fastener, button, needle, and pin mfg.....	339993		12/85	244.169	248.597	248.597	248.597	253.369
Primary products.....		339993-P	12/85	249.984	254.550	254.550	254.550	259.581
Fasteners, zippers, buttons, needles, pins, and buckles (except precious metal) ..		339993-0	12/85	249.984	254.550	254.550	254.550	259.581
Secondary products and miscellaneous receipts.....		339993-SM						
Broom, brush, and mop mfg.....	339994		12/85	212.908	212.908	213.158	215.107	215.107
Primary products.....		339994-P	12/85	215.089	215.089	215.323	217.341	217.341
Brooms, mops and dusters.....		339994-1	12/85	249.809	249.809	249.809	257.965	257.965
Brooms.....		339994-11	06/07	—	—	—	159.763	159.763
Mops and dusters, including refills.....		339994-13	06/07	139.660	139.660	139.660	139.660	139.660
Paint and varnish brushes, paint holders, pads, roller frames and rollers.....		339994-3	12/85	184.668	184.668	184.668	184.668	184.668
Paint and varnish brushes.....		339994-31	06/07	133.099	133.099	133.099	133.099	133.099
Paint holders, pads, roller frames and rollers.....		339994-32	06/07	113.480	113.480	113.480	113.480	113.480
Other types of brushes.....		339994-5	12/85	220.205	220.205	220.627	220.627	220.627
Personal brushes.....		339994-51	06/07	107.595	107.595	107.595	107.595	107.595
All other types of brushes, except personal.....		339994-52	06/07	168.098	168.098	168.629	168.629	168.629
Secondary and miscellaneous receipts.....		339994-SM						
Burial casket mfg.....	339995		12/84	478.654	470.195	470.195	470.195	470.195
Primary products.....		339995-P	12/84	479.224	470.572	470.572	470.572	470.572
Metal burial caskets and coffins, completely lined and trimmed, adult sizes only. ..		339995-1	12/84	489.621	484.177	484.177	484.177	484.177
Secondary products and miscellaneous receipts.....		339995-SM						

See footnotes at end of table.

Table 11. Producer price indexes for net output of selected industries and their products, not seasonally adjusted — Continued
 [December 2023]

Title ¹	Industry code	Product code	Index base	Unadjusted index ²				
				Aug. 2023	Sept. 2023 ^P	Oct. 2023 ^P	Nov. 2023 ^P	Dec. 2023 ^P
All other miscellaneous mfg.	339999		12/85	209.723	209.624	209.903	209.907	210.160
Primary products.		339999-P	12/85	221.396	221.314	221.498	221.498	221.753
Mirror and picture frames and framed pictures.		339999-E	06/84	253.914	253.914	253.914	—	—
All other miscellaneous fabricated products, incl. fire extinguishers and umbrellas.		339999-L	12/85	267.696	267.556	267.871	267.871	268.308
Candles, including tapers.		339999-5	12/85	206.959	206.959	206.959	206.959	206.959
Secondary products and miscellaneous receipts.		339999-SM						
Secondary products.		339999-S	12/85	172.927	173.327	174.130	174.222	174.811
Services industries								
Merchant wholesalers, durable goods.	423		06/04	202.486	200.628	203.340	203.910	204.279
Motor vehicle and parts merchant wholesalers.	4231		05/19	152.559	146.319	152.178	151.431	151.790
Motor vehicle and parts merchant wholesalers.	42310		05/19	152.565	146.327	152.184	151.438	151.796
Motor vehicle and parts merchant wholesalers.	423100		05/19	152.538	146.297	152.157	151.410	151.769
Primary services.		423100-P	02/09	195.309	187.012	194.802	193.810	194.287
Motor vehicle and parts wholesaler services.		423100-1	02/09	195.309	187.012	194.802	193.810	194.287
Furniture and home furnishing merchant wholesalers.	4232		05/19	136.492	139.907	136.122	127.548	127.643
Furniture and home furnishing merchant wholesalers.	42320		05/19	136.492	139.907	136.122	127.548	127.643
Furniture and home furnishing merchant wholesalers.	423200		05/19	136.512	139.926	136.142	127.571	127.665
Primary services.		423200-P	02/09	149.561	153.318	149.154	139.723	139.827
Furniture and home furnishing wholesaler services.		423200-1	02/09	149.561	153.318	149.154	139.723	139.827
Lumber and other construction materials merchant wholesalers.	4233		05/19	142.823	142.828	142.231	140.472	140.738
Lumber and other construction materials merchant wholesalers.	42330		05/19	142.823	142.828	142.231	140.472	140.738
Lumber and other construction materials merchant wholesalers.	423300		05/19	142.811	142.815	142.221	140.470	140.735
Primary services.		423300-P	02/09	152.220	152.224	151.577	149.672	149.960
Lumber and other construction material wholesaler services.		423300-1	02/09	152.220	152.224	151.577	149.672	149.960
Other receipts.		423300-SM	05/19	140.473	140.516	140.514	140.526	140.526
Professional and commercial equipment and supplies merchant wholesalers.	4234		05/19	122.019	119.481	121.330	118.998	122.150
Professional and commercial equipment and supplies merchant wholesalers.	42340		05/19	122.019	119.481	121.330	118.998	122.150
Professional and commercial equipment and supplies merchant wholesalers.	423400		05/19	122.297	119.763	121.613	119.290	122.437
Primary services.		423400-P	02/09	147.877	144.308	146.706	143.192	147.610
Professional and commercial equipment and supplies wholesaler services.		423400-1	02/09	147.877	144.308	146.706	143.192	147.610
Other receipts.		423400-SM	05/19	118.923	118.986	119.978	121.244	121.244
Metal and mineral (except petroleum) merchant wholesalers.	4235		05/19	136.143	131.430	143.900	147.351	151.288
Metal and mineral (except petroleum) merchant wholesalers.	42350		05/19	136.143	131.430	143.900	147.351	151.288
Metal and mineral (except petroleum) merchant wholesalers.	423500		05/19	136.166	131.437	143.940	147.360	151.208
Primary services.		423500-P	02/09	196.812	189.724	208.293	212.729	216.898
Metals and minerals wholesaler services.		423500-1	02/09	196.812	189.724	208.293	212.729	216.898
Household appliances and electrical and electronic goods merchant wholesalers.	4236		05/19	144.326	150.788	144.631	152.866	150.464
Household appliances and electrical and electronic goods merchant wholesalers.	42360		05/19	144.326	150.788	144.631	152.866	150.464
Household appliances and electrical and electronic goods merchant wholesalers.	423600		05/19	144.377	150.818	144.701	152.924	150.518
Primary services.		423600-P	02/09	162.741	167.079	165.443	172.848	169.748
Household appliances, electrical, and electronics wholesaler services.		423600-1	02/09	162.741	167.079	165.443	172.848	169.748
Hardware, plumbing and heating equipment and supplies merchant wholesalers.	4237		05/19	123.244	120.004	126.645	128.200	125.132
Hardware, plumbing and heating equipment and supplies merchant wholesalers.	42370		05/19	123.244	120.004	126.645	128.200	125.132
Hardware, plumbing, and heating equipment and supplies merchant wholesalers.	423700		05/19	122.533	119.312	125.914	127.459	124.410
Primary services.		423700-P	02/09	141.390	137.668	145.297	147.083	143.554
Hardware, plumbing, and heating equipment and supplies wholesaler services.		423700-1	02/09	141.390	137.668	145.297	147.083	143.554
Machinery, equipment, and supplies merchant wholesalers.	4238		05/19	136.749	135.743	137.310	134.666	134.667
Machinery, equipment, and supplies merchant wholesalers.	42380		05/19	136.749	135.743	137.310	134.666	134.667
Machinery and supply merchant wholesalers.	423800		05/19	137.159	136.110	137.710	135.031	135.020
Primary services.		423800-P	02/09	215.477	212.541	215.983	210.856	210.462
Machinery and supply wholesaler services.		423800-1	02/09	215.477	212.541	215.983	210.856	210.462
Other receipts.		423800-SM	05/19	115.638	118.289	117.090	117.352	118.375
Miscellaneous durable goods merchant wholesalers (except materials recyclers).	4239		05/19	141.996	143.355	141.462	139.528	139.144
Miscellaneous durable goods merchant wholesalers (except materials recyclers).	42390		05/19	141.996	143.355	141.462	139.528	139.144
Miscellaneous durable goods, except recyclable material, merchant wholesalers.	423900		05/19	141.687	143.040	141.155	139.230	138.847
Primary services.		423900-P	02/09	118.833	119.987	118.376	116.731	116.404
Miscellaneous durable goods wholesaler services.		423900-1	02/09	118.833	119.987	118.376	116.731	116.404

See footnotes at end of table.

Table 11. Producer price indexes for net output of selected industries and their products, not seasonally adjusted — Continued
 [December 2023]

Title ¹	Industry code	Product code	Index base	Unadjusted index ²				
				Aug. 2023	Sept. 2023 ^P	Oct. 2023 ^P	Nov. 2023 ^P	Dec. 2023 ^P
Merchant wholesalers, nondurable goods.....	424		06/05	211.018	208.198	212.027	211.346	210.939
Paper and paper product merchant wholesalers.....	4241		01/21	162.963	163.278	162.864	163.170	163.361
Paper and paper product merchant wholesalers.....	42410		01/21	162.963	163.278	162.864	163.170	163.361
Paper and paper product merchant wholesalers.....	424100		01/21	162.812	163.117	162.702	162.986	163.178
Primary services.....		424100-P	02/09	209.025	209.346	208.803	209.018	209.269
Paper wholesaler services.....		424100-1	02/09	209.025	209.346	208.803	209.018	209.269
Wholesaling of paper and paper products.....		424100-11	02/09	205.810	205.465	204.717	204.726	205.058
Wholesaling of all other goods, except paper and paper products.....		424100-12	01/21	182.624	187.214	188.124	189.639	189.304
Drugs and druggists' sundries merchant wholesalers.....	4242		01/21	115.741	113.783	115.317	117.152	116.274
Drugs and druggists' sundries merchant wholesalers.....	42420		01/21	115.741	113.783	115.317	117.152	116.274
Drugs and druggists' sundries merchant wholesalers.....	424200		01/21	115.741	113.783	115.317	117.152	116.274
Primary products.....		424200-P	02/09	169.921	167.046	169.298	171.992	170.703
Wholesaling of pharmaceuticals.....		424200-1	02/09	163.186	158.651	166.972	168.128	167.579
Wholesaling of all other goods, except pharmaceuticals.....		424200-2	01/21	110.405	110.027	106.321	109.272	107.857
Apparel and piece goods merchant wholesalers.....	4243		01/21	102.717	105.745	107.243	107.947	101.213
Apparel and piece goods merchant wholesalers.....	42430		01/21	102.717	105.745	107.243	107.947	101.213
Apparel and piece goods merchant wholesalers.....	424300		01/21	102.717	105.745	107.243	107.947	101.213
Primary services.....		424300-P	02/09	126.966	130.729	132.583	133.455	125.117
Apparel wholesaler services.....		424300-1	02/09	126.966	130.729	132.583	133.455	125.117
Wholesaling of apparel.....		424300-11	02/09	135.156	140.077	142.466	144.032	137.091
Grocery and related product merchant wholesalers.....	4244		01/21	126.697	123.781	124.604	125.246	124.511
Grocery and related product merchant wholesalers.....	42440		01/21	126.697	123.781	124.604	125.246	124.511
Grocery and related product merchant wholesalers.....	424400		01/21	126.700	123.783	124.606	125.248	124.513
Primary services.....		424400-P	02/09	137.928	134.732	135.633	136.337	135.529
Grocery and related product wholesaler services.....		424400-1	02/09	137.928	134.732	135.633	136.337	135.529
Wholesaling of fresh meat, seafood, dairy, and fruits and vegetables.....		424400-11	06/13	133.409	131.145	130.269	136.382	134.238
Wholesaling of packaged frozen and canned foods.....		424400-12	06/13	171.164	175.078	176.997	176.475	176.147
Wholesaling of baked goods, non-alcoholic beverages, and all other groceries.....		424400-13	06/13	145.700	140.193	142.940	141.336	141.335
Wholesaling of all other goods, except groceries.....		424400-14	01/21	229.248	208.153	206.414	200.244	198.654
Farm product raw material merchant wholesalers.....	424500		01/21	125.364	101.775	117.391	82.110	76.491
Primary services.....		424500-P	01/21	125.748	100.996	117.382	80.361	74.464
Farm product raw material wholesaler services.....		424500-1	01/21	125.748	100.996	117.382	80.361	74.464
Wholesaling of grain and field beans.....		424500-11	01/21	128.282	86.263	100.782	54.105	-
Wholesaling of all other goods.....		424500-13	12/22	102.709	110.581	127.647	112.332	104.089
Chemicals and allied products merchant wholesalers.....	4246		01/21	118.577	116.399	121.736	123.431	123.357
Chemicals and allied products merchant wholesalers.....	42460		01/21	118.577	116.399	121.736	123.431	123.357
Chemicals and allied products merchant wholesalers.....	424600		01/21	118.583	116.399	121.743	123.440	123.365
Primary services.....		424600-P	02/09	136.630	133.966	140.296	142.305	142.218
Wholesaling of chemicals, plastics, and allied products.....		424600-1	02/09	136.182	133.451	140.497	143.290	143.183
Wholesaling of all other goods, except chemicals, plastics, and allied products.....		424600-2	01/21	130.731	128.506	131.415	129.963	129.963
Petroleum and petroleum products merchant wholesalers.....	4247		01/21	136.386	137.637	140.785	139.214	141.353
Petroleum and petroleum products merchant wholesalers.....	42470		01/21	136.386	137.637	140.785	139.214	141.353
Petroleum and petroleum products merchant wholesalers.....	424700		01/21	136.383	137.637	140.781	139.212	141.349
Primary services.....		424700-P	02/09	166.337	167.835	171.715	169.781	172.413
Wholesaling of petroleum products.....		424700-1	02/09	167.358	169.019	172.992	170.841	173.869
Wholesaling of all other goods, except petroleum products.....		424700-2	01/21	108.022	104.672	105.237	109.778	100.792
Beer, wine, and distilled alcoholic beverage merchant wholesalers.....	4248		01/21	121.538	121.716	122.946	123.722	123.575
Beer, wine, and distilled alcoholic beverage merchant wholesalers.....	42480		01/21	121.538	121.716	122.946	123.722	123.575
Beer, wine, and distilled alcoholic beverage merchant wholesalers.....	424800		01/21	121.538	121.716	122.946	123.722	123.575
Primary services.....		424800-P	02/09	153.483	153.708	155.261	156.242	156.057
Alcoholic beverage wholesaler services.....		424800-1	02/09	153.483	153.708	155.261	156.242	156.057
Wholesaling of beer, wine, and distilled alcoholic beverages.....		424800-11	02/09	153.950	154.145	155.746	156.816	156.596
Wholesaling of all other goods, except alcoholic beverages.....		424800-12	01/21	108.170	109.250	109.058	107.196	108.061
Miscellaneous nondurable goods merchant wholesalers.....	4249		01/21	154.148	154.948	155.244	163.533	164.911
Miscellaneous nondurable goods merchant wholesalers.....	42490		01/21	154.148	154.948	155.244	163.533	164.911
Miscellaneous nondurable goods merchant wholesalers.....	424900		01/21	154.149	154.949	155.246	163.534	164.913
Primary services.....		424900-P	02/09	221.489	222.652	223.083	235.143	237.149
Miscellaneous nondurable good wholesaler services.....		424900-1	02/09	221.489	222.652	223.083	235.143	237.149
Material recyclers.....	429930		12/86	400.010	404.993	399.769	404.092	432.377
Primary products.....		429930-P	12/86	395.216	400.574	395.895	404.552	439.289

See footnotes at end of table.

Table 11. Producer price indexes for net output of selected industries and their products, not seasonally adjusted — Continued
 [December 2023]

Title ¹	Industry code	Product code	Index base	Unadjusted index ²				
				Aug. 2023	Sept. 2023 ^P	Oct. 2023 ^P	Nov. 2023 ^P	Dec. 2023 ^P
Material recyclers - Continued								
Ferrous metal scrap.....		429930-1	12/86	475.411	478.802	468.226	486.639	541.442
Carbon steel scrap.....		429930-11	12/86	495.713	498.517	488.717	511.449	566.285
Carbon steel scrap bundles.....		429930-112	12/86	534.469	472.597	472.627	511.928	612.490
Shredded carbon steel scrap.....		429930-113	12/86	333.578	336.177	327.322	344.092	379.012
Cut plate and structural scrap.....		429930-114	12/86	527.483	531.147	520.422	544.323	—
Stainless and alloy steel scrap.....		429930-12	12/86	585.719	590.705	565.535	555.792	—
Cast iron scrap.....		429930-13	12/86	—	253.335	251.045	—	—
Nonferrous metal scrap.....		429930-2	12/86	487.176	480.183	472.129	471.864	498.999
Copper base scrap.....		429930-21	12/86	634.932	630.835	608.948	617.637	647.388
No 1 copper wire, heavy.....		429930-211	12/86	491.463	491.817	469.316	474.725	—
No 2 copper wire, mixed.....		429930-212	12/86	808.138	790.427	764.353	775.893	817.629
Yellow brass scrap.....		429930-213	12/86	682.952	673.901	669.999	—	—
Used beverage can scrap.....		429930-223	12/86	183.295	173.277	173.000	174.107	—
Other nonferrous scrap (including lead, zinc and precious metals).....		429930-23	12/86	2,214.160	2,165.094	2,129.470	2,007.448	2,186.049
Recyclable paper.....		429930-3	12/86	112.253	123.445	136.729	137.589	—
News and other low grade recyclable paper.....		429930-31	12/86	79.076	86.335	93.056	93.418	—
Corrugated recyclable paper.....		429930-33	12/86	80.308	87.151	97.716	98.974	—
High grade recyclable paper (including pulp substitutes and deinking).....		429930-34	12/86	119.598	137.127	147.854	145.981	—
Recyclable materials, excluding metals and paper.....		429930-4	12/86	212.908	212.257	196.032	173.663	196.148
Recyclable plastics.....		429930-42	06/96	86.175	83.713	84.197	92.355	—
Other receipts.....		429930-SM1						
Motor vehicle and parts dealers.....	441		12/03	184.101	183.502	177.861	175.083	170.692
Automobile dealers.....	4411		12/03	174.723	173.365	166.342	161.359	156.299
New car dealers.....	44111		12/99	192.860	191.360	183.607	178.107	172.521
New car dealers.....	441110		12/99	191.335	189.354	181.180	175.935	169.749
Primary services.....		441110-P	12/99	181.575	178.663	169.893	165.359	158.140
Vehicle sales.....		441110-1	12/99	131.733	129.890	121.188	116.440	109.383
New vehicle sales.....		441110-101	12/99	179.018	176.615	164.467	158.974	147.835
Used vehicle sales.....		441110-102	12/99	107.378	105.501	99.604	92.171	92.171
Service labor and parts.....		441110-2	12/99	255.223	249.648	250.210	251.880	251.758
Other receipts.....		441110-SM	12/99	277.045	281.026	275.914	265.375	265.375
Recreational vehicle dealers.....	44121		06/01	162.350	158.186	157.790	162.657	158.396
Recreational vehicle dealers.....	441210		06/01	162.350	158.186	157.790	162.657	158.396
Primary services.....		441210-P	06/01	162.702	158.087	156.514	161.429	156.921
Recreational vehicle dealer services.....		441210-1	06/01	162.702	158.087	156.514	161.429	156.921
Boat dealers.....	441222		06/01	178.381	181.912	180.299	174.456	174.456
Primary services.....		441222-P	06/01	174.065	177.424	175.197	168.853	168.853
Boat dealer services.....		441222-1	06/01	174.065	177.424	175.197	168.853	168.853
Other receipts.....		441222-SM3	12/22	—	103.994	—	—	—
Automotive parts, accessories and tire retailers.....	4413		12/01	241.872	244.538	242.762	248.996	246.349
Automotive parts and accessories retailers.....	44133		12/03	265.806	269.500	267.414	276.398	272.908
Automotive parts and accessories retailers.....	441330		12/03	265.806	269.501	267.414	276.398	272.908
Primary services.....		441330-P	12/03	265.810	269.505	267.418	276.402	272.913
Automotive parts and accessories store services, in-store retailing.....		441330-A	12/03	265.810	269.505	267.418	276.402	272.913
Tire dealers.....	44134		12/03	177.667	178.624	177.496	179.285	178.101
Tire dealers.....	441340		12/03	177.667	178.624	177.496	179.285	178.101
Primary services.....		441340-P	12/03	177.835	178.793	177.663	179.454	178.269
Tire dealer services, in-store retailing.....		441340-A	12/03	177.835	178.793	177.663	179.454	178.269
Building material & garden supply retailers.....	444		12/03	206.796	207.540	207.549	202.178	202.388
Building material and supplies dealers.....	4441		12/03	208.731	209.372	209.189	205.433	205.694
Building material and supplies dealers.....	44410		12/03	208.734	209.375	209.192	205.437	205.698
Building materials and supplies dealers.....	444100		05/19	138.949	139.376	139.254	136.754	136.927
Primary services.....		444100-P	05/19	138.755	139.182	139.060	136.563	136.737
Building materials and supplies dealer services, in-store retailing.....		444100-A	05/19	129.581	130.116	130.635	127.501	127.718
Retailing of building materials, paint, and hardware.....		444100-A1	05/19	127.377	128.402	129.032	125.270	125.564
Retailing of all other goods.....		444100-A2	05/19	137.789	136.488	136.598	135.810	135.742
Lawn and garden equip and supplies retailers.....	4442		12/03	197.775	198.972	199.831	187.330	187.313
Nursery, garden, and farm supply retailers.....	44424		12/03	197.777	198.974	199.832	187.331	187.314
Nursery, garden, and farm supply retailers.....	444240		12/02	211.757	213.039	213.958	200.573	200.555
Primary services.....		444240-P	12/02	211.849	213.132	214.051	200.661	200.642
Nursery, garden center, and farm supply store services, in-store retailing.....		444240-A	12/02	211.849	213.132	214.051	200.661	200.642

See footnotes at end of table.

Table 11. Producer price indexes for net output of selected industries and their products, not seasonally adjusted — Continued
 [December 2023]

Title ¹	Industry code	Product code	Index base	Unadjusted index ²				
				Aug. 2023	Sept. 2023 ^P	Oct. 2023 ^P	Nov. 2023 ^P	Dec. 2023 ^P
Food and beverage retailers.....	445		12/99	263.884	264.877	265.784	264.906	262.204
Grocery retailers.....	4451		12/03	228.491	229.252	229.558	228.609	225.381
Grocery (except convenience) retailers.....	44511		12/03	228.491	229.252	229.558	228.609	225.381
Supermarkets and other grocery stores.....	445110		12/99	272.667	273.576	273.941	272.808	268.956
Primary services.....		445110-P	12/99	272.524	273.432	273.797	272.665	268.815
Supermarket and other grocery store services.....		445110-3	12/99	269.941	270.841	271.203	270.081	266.268
Retailing of food and beverage products.....		445110-32	01/17	141.461	141.687	141.573	141.569	139.229
Retailing of fresh meats.....		445110-321	12/99	392.408	393.100	371.359	385.358	355.954
Retailing of fresh fruits and vegetables.....		445110-322	12/99	254.507	256.459	249.930	243.887	234.560
Retailing of bakery products.....		445110-323	12/99	230.187	234.407	230.512	237.305	236.500
Retailing of dairy products.....		445110-324	12/99	210.398	203.541	199.865	207.992	206.928
Retailing of deli products.....		445110-325	12/99	178.094	177.953	181.556	178.313	179.651
Retailing of frozen food products.....		445110-326	12/99	147.655	150.220	151.116	145.016	152.831
Retailing of alcoholic beverages.....		445110-327	01/17	140.472	139.614	145.566	145.839	143.974
Retailing of all other food and beverage products.....		445110-328	12/99	283.508	284.822	291.823	289.823	288.131
Retailing of nonfood products.....		445110-33	01/17	139.044	140.757	142.489	138.943	138.713
Retailing of cleaning and paper products.....		445110-331	01/17	153.949	153.817	153.788	148.228	146.197
Retailing of health and beauty products.....		445110-332	12/99	266.609	266.843	273.525	268.218	271.656
Retailing of all other nonfood products.....		445110-333	01/17	138.602	142.690	143.401	139.711	138.128
Specialty food retailers.....	4452		12/03	250.374	252.508	264.703	265.181	270.296
Specialty food retailers.....	445200		12/03	250.372	252.505	264.700	265.177	270.293
Primary services.....		445200-P	12/03	250.636	252.782	265.049	265.529	270.674
Specialty food retailer services, in-store retailing.....		445200-A	12/03	250.636	252.782	265.049	265.529	270.674
Beer, wine, and liquor retailers.....	4453		06/00	144.470	145.160	144.464	144.605	145.522
Beer, wine, and liquor retailers.....	44532		06/00	144.469	145.160	144.463	144.605	145.522
Beer, wine, and liquor retailers.....	445320		06/00	144.469	145.160	144.463	144.605	145.522
Primary services.....		445320-P	06/00	144.521	145.212	144.515	144.657	145.574
Beer, wine, and liquor retailer services, in-store retailing.....		445320-A	06/00	144.521	145.212	144.515	144.657	145.574
Retailing of beer, wine, and liquor.....		445320-A1	06/14	108.549	109.060	108.574	108.478	109.308
Retailing of all other goods and sales of prepared foods.....		445320-A2	06/14	171.022	171.908	170.770	172.636	172.533
Furniture, home furnishings, electronics, and appliance retailers.....	449		12/22	103.670	104.278	106.052	104.222	104.224
Furniture and Home Furnishings Retailers.....	4491		12/22	104.443	104.259	104.679	105.955	104.086
Furniture retailers.....	44911		12/03	194.182	193.959	193.252	197.834	193.081
Furniture retailers.....	449110		06/03	196.855	196.614	195.917	200.581	195.711
Primary services.....		449110-P	06/03	200.117	199.771	199.201	204.069	198.763
Furniture retailer services, in-store retailing.....		449110-A	06/03	200.117	199.771	199.201	204.069	198.763
Other receipts.....		449110-SM	12/22	97.449	98.721	96.471	97.033	99.510
Floor covering retailers.....	44912		12/03	220.304	219.601	225.235	220.651	221.109
Floor covering retailers.....	449121		06/03	223.543	222.830	228.547	223.895	224.360
Primary services.....		449121-P	06/03	223.543	222.830	228.547	223.895	224.360
Floor covering retailer services, in-store retailing.....		449121-A	06/03	223.543	222.830	228.547	223.895	224.360
Electronics and appliance retailers.....	4492		12/03	84.818	86.550	90.122	83.787	86.691
Electronics and appliance retailers.....	44921		12/03	84.857	86.590	90.163	83.825	86.730
Electronics and appliance retailers.....	449210		12/11	95.097	97.039	101.043	93.940	97.196
Primary products.....		449210-P	12/11	95.016	96.956	100.957	93.860	97.113
Electronics and appliance retailers services, in-store retailing.....		449210-A	12/11	102.828	102.526	108.413	98.527	103.283
Retailing of entertainment and communication products.....		449210-A1	12/11	82.473	87.789	94.196	93.092	89.896
Retailing of computers, hardware, software, and supplies.....		449210-A2	06/03	52.342	52.482	54.569	51.247	55.637
Retailing of major household appliances.....		449210-A3	05/19	130.938	131.787	127.966	137.350	138.367
Retailing of all other goods.....		449210-A4	12/11	146.024	130.712	138.682	100.725	117.105
Electronic and appliance retailers services, online retailing.....		449210-B	12/22	88.542	94.756	95.628	93.060	93.825
General merchandise retailers.....	455		12/03	152.664	152.866	153.148	149.625	149.836
Department stores.....	4551		12/03	150.198	157.239	153.869	145.866	146.734
Department stores.....	45511		12/03	150.198	157.239	153.869	145.866	146.734
Department stores.....	455110		12/17	127.250	133.215	130.360	123.580	124.315
Primary services.....		455110-P	12/17	128.912	134.955	132.063	125.194	125.939
Department store services, in-store retailing.....		455110-A	12/17	127.833	130.846	127.457	125.251	123.655
Department store services, online retailing.....		455110-B	12/22	107.003	117.278	115.796	101.965	106.706
Other general merchandise retailers.....	4552		12/03	150.986	150.071	150.944	148.199	148.299
Other general merchandise retailers.....	45521		12/03	151.023	150.108	150.981	148.235	148.336

See footnotes at end of table.

Table 11. Producer price indexes for net output of selected industries and their products, not seasonally adjusted — Continued
 [December 2023]

Title ¹	Industry code	Product code	Index base	Unadjusted index ²				
				Aug. 2023	Sept. 2023 ^P	Oct. 2023 ^P	Nov. 2023 ^P	Dec. 2023 ^P
Warehouse clubs, supercenters, and other general merchandise retailers.....	455210		12/03	151.045	150.131	151.004	148.258	148.358
Primary services.....		455210-P	12/03	149.322	148.415	149.281	146.557	146.656
Warehouse clubs, supercenters, and other general merch. retailer services, in-store retailing.....		455210-A	12/03	157.685	155.884	157.604	152.196	152.394
Warehouse clubs and supercenters.....		455210-A1	12/03	148.347	146.449	148.285	142.586	142.570
All other general merchandise stores.....		455210-A2	12/03	157.688	157.683	157.482	157.444	159.409
Health and personal care retailers.....	456		12/03	148.554	147.482	147.344	147.137	145.917
Health and personal care retailers.....	4561		12/03	148.632	147.559	147.421	147.214	145.994
Pharmacies and drug retailers.....	45611		06/00	174.173	172.585	172.343	171.698	170.186
Pharmacies and drug retailers.....	456110		06/00	174.172	172.584	172.342	171.697	170.186
Primary services.....		456110-P	06/00	174.017	172.430	172.188	171.544	170.034
Pharmacy and drug retailer services, in-store retailing.....		456110-A	06/00	169.836	167.284	168.544	167.508	165.079
Retailing of prescription drugs.....		456110-A1	06/00	191.072	184.814	187.980	186.030	182.267
Retailing of over-the-counter drugs and all other goods.....		456110-A2	06/00	182.425	188.338	185.222	186.112	186.135
Retailing of over-the-counter drugs.....		456110-A21	06/00	159.325	177.699	165.502	165.426	165.521
Retailing of all other goods.....		456110-A22	06/00	187.830	188.409	189.153	190.425	190.417
Optical goods retailers.....	45613		12/03	111.081	112.681	112.531	112.114	112.114
Optical goods retailers.....	456130		06/00	114.019	115.612	115.462	115.047	115.047
Primary services.....		456130-P	06/00	111.292	113.099	112.930	112.459	112.459
Optical goods retailer services, in-store retailing.....		456130-A	06/00	111.292	113.099	112.930	112.459	112.459
Food (health) supplement retailers.....	456191		12/99	246.072	245.671	247.774	259.137	256.424
Primary services.....		456191-P	12/99	246.123	245.721	247.825	259.191	256.476
Food (health) supplement store services, in-store retailing.....		456191-A	12/99	246.123	245.721	247.825	259.191	256.476
Gasoline Stations and Fuel Dealers.....	457		12/22	86.315	83.994	94.086	89.410	94.401
Gasoline stations.....	4571		06/01	164.711	161.862	181.872	170.149	178.916
Gasoline stations.....	45710		06/01	164.711	161.862	181.872	170.149	178.916
Gasoline stations.....	457100		05/19	146.413	143.880	161.687	151.253	159.050
Primary products.....		457100-P	05/19	148.512	145.912	164.601	153.625	161.625
Gasoline station services.....		457100-1	05/19	148.512	145.912	164.601	153.625	161.625
Retailing of automotive fuels and lubricants.....		457100-11	05/19	167.085	161.645	194.562	179.150	185.731
Retailing of all other goods, sales of prepared foods, and repair services.....		457100-12	12/12	133.735	135.309	133.622	128.507	139.481
Fuel dealers.....	4572		06/00	255.599	232.535	254.707	269.561	292.097
Fuel dealers.....	45721		06/00	255.599	232.535	254.707	269.561	292.097
Fuel dealers.....	457210		06/00	255.592	232.528	254.700	269.553	292.088
Primary services.....		457210-P	06/00	266.264	241.872	265.320	281.029	304.523
Fuel dealer services.....		457210-1	06/00	266.264	241.872	265.320	281.029	304.523
Clothing and clothing accessories retailers.....	458		12/03	147.094	159.940	160.395	153.824	147.611
Clothing retailers.....	4581		12/03	132.133	154.025	157.719	149.295	140.186
Clothing retailers.....	45811		12/03	132.133	154.025	157.719	149.295	140.186
Clothing and clothing accessories retailers.....	458110		05/15	106.625	124.290	127.272	120.474	113.123
Primary services.....		458110-P	05/15	106.625	124.290	127.272	120.474	113.123
Clothing and clothing accessories retailer services, in-store retailing.....		458110-A	05/15	104.330	121.786	125.531	117.708	111.477
Retailing of apparel.....		458110-A1	05/15	106.419	122.629	126.176	114.633	107.607
Retailing of men's apparel.....		458110-A11	05/15	126.716	133.473	133.075	124.322	117.605
Retailing of women's apparel.....		458110-A12	05/15	96.907	116.923	120.013	106.200	99.299
Retailing of children's apparel.....		458110-A13	05/15	115.688	133.149	147.368	140.951	132.396
Retailing of all other goods.....		458110-A2	05/15	99.549	120.328	124.604	126.345	122.129
Shoe retailers.....	4582		12/03	159.836	152.681	139.763	132.481	131.359
Shoe retailers.....	45821		12/03	159.836	152.681	139.763	132.481	131.359
Shoe retailers.....	458210		06/02	163.060	155.760	142.582	135.153	134.009
Primary services.....		458210-P	06/02	163.060	155.760	142.582	135.153	134.009
Shoe retailer services, in-store retailing.....		458210-A	06/02	163.060	155.760	142.582	135.153	134.009
Jewelry retailers.....	4583		12/03	189.149	187.482	192.004	195.625	196.100
Jewelry retailers.....	45831		12/03	192.504	190.808	195.410	199.095	199.578
Jewelry retailers.....	458310		06/00	209.137	207.294	212.294	216.297	216.822
Primary services.....		458310-P	06/00	209.516	207.669	212.678	216.688	217.215
Jewelry retailer services, in-store retailing.....		458310-A	06/00	216.203	213.890	220.162	222.878	223.537
Sporting goods and hobby retailers.....	4591		12/03	131.388	124.536	133.948	127.856	121.799
Sporting goods retailers.....	45911		12/03	168.387	156.584	173.476	162.873	152.388

See footnotes at end of table.

Table 11. Producer price indexes for net output of selected industries and their products, not seasonally adjusted — Continued
 [December 2023]

Title ¹	Industry code	Product code	Index base	Unadjusted index ²				
				Aug. 2023	Sept. 2023 ^P	Oct. 2023 ^P	Nov. 2023 ^P	Dec. 2023 ^P
Sporting goods retailers.....	459110		06/00	175.676	163.365	180.984	169.925	158.989
Primary services.....		459110-P	06/00	177.198	164.544	182.653	171.296	160.043
Sporting goods store services, in-store retailing.....		459110-A	06/00	181.081	164.174	188.370	173.196	158.161
Retailing of sporting goods.....		459110-A1	12/13	130.963	125.173	131.131	122.202	127.229
Hobby, toy, and game retailers.....	45912		12/03	82.939	82.906	81.986	82.111	82.157
Hobby, toy, and game retailers.....	459120		06/00	83.995	83.962	83.030	83.157	83.203
Primary services.....		459120-P	06/00	83.937	83.905	82.973	83.100	83.146
Hobby, toy, and game store services, in-store retailing.....		459120-A	06/00	83.576	83.496	83.498	83.498	83.498
Retailing of hobby and craft goods, toys, and games (including video games) ..		459120-A1	12/13	85.734	85.734	85.734	85.734	85.734
Retailing of all other goods.....		459120-A2	12/13	69.685	69.513	69.517	69.517	69.517
Book retailers and news dealers.....	4592		12/03	134.584	135.073	134.650	135.897	135.897
Book retailers and news dealers.....	45921		12/03	148.325	148.865	148.399	149.773	149.773
Book retailers and news dealers.....	459210		06/00	184.456	185.127	184.547	186.256	186.256
Primary services.....		459210-P	06/00	184.338	185.009	184.429	186.137	186.137
Book retailer and news dealer services, in-store retailing.....		459210-A	06/00	187.259	188.167	187.382	189.690	189.690
Retailing of books.....		459210-A1	06/14	132.619	133.509	132.739	135.003	135.003
Retailing of all other goods.....		459210-A2	06/14	110.124	110.124	110.124	110.124	110.124
Office supplies, stationery, and gift retailers.....	4594		12/03	159.563	159.613	160.319	160.427	160.557
Office supplies, stationery, and gift retailers.....	45940		12/03	159.563	159.613	160.319	160.427	160.557
Office supplies, stationery, and gift retailers.....	459400		05/19	109.267	109.302	109.785	109.860	109.948
Primary services.....		459400-P	05/19	109.267	109.302	109.785	109.860	109.948
Office supplies, stationery, and gift retailer services, in-store retailing.....		459400-A	05/19	121.883	121.940	122.722	122.842	122.985
Air transportation.....	481		12/92	262.722	250.373	265.267	261.355	263.636
Scheduled air transportation.....	4811		12/89	322.095	304.938	324.973	319.302	322.408
Scheduled air transportation.....	48111		12/89	322.095	304.938	324.973	319.302	322.408
Scheduled passenger air transportation.....	481111		12/89	328.599	310.272	330.896	324.891	328.203
Primary services.....		481111-P	12/89	358.834	338.821	361.343	354.785	358.402
Domestic.....		481111-1	12/89	368.629	364.269	393.221	388.245	384.944
Domestic first class, including business.....		481111-101	12/99	177.750	185.525	201.728	207.283	202.095
Domestic coach.....		481111-102	12/99	211.236	207.743	224.108	220.456	218.926
International.....		481111-2	12/89	289.549	243.741	251.265	242.749	258.516
International first class, including business.....		481111-201	09/18	99.897	107.643	112.832	101.034	105.282
International coach.....		481111-202	12/89	298.356	244.609	251.641	245.329	261.907
Scheduled freight air transportation.....	481112		12/03	167.246	169.812	177.733	177.723	177.334
Primary services.....		481112-P	12/87	156.272	156.463	160.424	165.217	164.980
Scheduled freight air transportation services.....		481112-1	12/87	163.756	163.911	168.266	173.560	173.249
Domestic scheduled freight air transportation services.....		481112-101	12/14	120.187	118.096	122.004	120.289	115.802
International scheduled freight air transportation services.....		481112-102	12/14	63.179	64.330	65.658	70.475	72.465
Scheduled mail air transportation services.....		481112-2	12/87	129.858	130.632	131.095	131.319	131.987
Nonscheduled air transportation.....	4812		12/96	204.571	206.561	207.946	209.924	209.924
Nonscheduled air transportation.....	48121		12/96	204.571	206.561	207.946	209.924	209.924
Nonscheduled air passenger chartering.....	481211		06/92	210.173	211.373	212.733	216.166	216.166
Primary services.....		481211-P	12/00	169.108	170.187	171.411	174.499	174.499
Domestic nonscheduled air passenger services.....		481211-1	06/08	121.110	122.062	123.142	125.867	125.867
International nonscheduled air passenger services.....		481211-2	06/08	117.828	117.828	117.828	117.828	117.828
Nonscheduled air freight chartering.....	481212		06/08	145.730	148.651	149.751	148.684	148.684
Primary services.....		481212-P	06/08	143.199	146.181	147.304	146.215	146.215
Domestic nonscheduled air freight services.....		481212-1	06/08	197.844	197.844	197.844	197.406	197.406
International nonscheduled air freight services.....		481212-2	06/08	101.203	107.516	109.893	108.033	108.033
Rail transportation.....	482		12/96	229.422	230.969	233.718	234.578	234.466
Rail transportation.....	4821		12/96	229.422	230.969	233.718	234.578	234.466
Rail transportation.....	48211		12/96	229.422	230.969	233.718	234.578	234.466
Line-haul railroads.....	482111		12/84	255.906	257.632	260.697	261.657	261.532
Primary services.....		482111-P	12/84	255.906	257.632	260.697	261.657	261.532
Freight rail transportation.....		482111-4	05/15	127.934	128.822	130.398	130.892	130.828
Carload freight rail transportation.....		482111-411	12/96	234.145	234.928	237.965	238.904	238.695
Intermodal freight rail transportation.....		482111-412	12/96	207.789	212.334	214.341	215.011	215.239
Passenger rail transportation.....		482111-5	12/96	181.801	181.801	181.801	181.801	181.801
Coach service class.....		482111-506	06/05	164.929	164.929	164.929	164.929	164.929
All other service classes.....		482111-507	06/05	157.022	157.022	157.022	157.022	157.022
Water transportation.....	483		12/03	201.854	199.965	195.440	196.099	195.969

See footnotes at end of table.

Table 11. Producer price indexes for net output of selected industries and their products, not seasonally adjusted — Continued
 [December 2023]

Title ¹	Industry code	Product code	Index base	Unadjusted index ²				
				Aug. 2023	Sept. 2023 ^p	Oct. 2023 ^p	Nov. 2023 ^p	Dec. 2023 ^p
Deep sea freight transportation.....	483111		06/88	452.689	432.525	408.920	415.261	415.261
Primary services.....		483111-P	06/88	462.462	441.863	417.749	424.227	424.227
Deep sea freight transportation services.....		483111-5	06/88	462.462	441.863	417.749	424.227	424.227
Coastal and Great Lakes freight transport.....	483113		12/03	218.593	222.902	222.647	221.156	221.513
Primary services.....		483113-P	12/03	212.593	216.858	216.500	215.092	215.494
Coastal and intercoastal freight transportation.....		483113-1	12/03	190.001	194.641	193.454	192.257	193.265
Great Lakes - St. Lawrence Seaway freight transportation.....		483113-2	12/91	231.270	235.971	236.568	235.066	233.185
Coastal and intercoastal towing transportation.....		483113-3	12/03	266.973	268.839	271.377	269.334	268.607
Inland water transportation.....	4832		12/03	211.913	214.595	216.224	216.357	214.084
Inland water transportation.....	48321		12/03	211.917	214.599	216.228	216.361	214.088
Inland water freight transportation.....	483211		12/90	268.835	272.238	274.304	274.473	271.589
Primary services.....		483211-P	12/90	274.301	277.833	279.976	280.171	277.172
Inland water freight transportation services.....		483211-3	12/90	274.301	277.833	279.976	280.171	277.172
Truck transportation.....	484		12/03	181.217	185.728	186.813	187.042	185.256
General freight trucking.....	4841		12/03	187.135	193.485	195.248	196.054	193.704
General freight trucking, local.....	48411		12/03	166.129	169.427	170.394	168.540	175.234
General freight trucking, local.....	484110		12/03	166.151	169.449	170.417	168.562	175.260
Primary services.....		484110-P	06/93	175.123	176.155	176.306	175.929	177.536
General freight trucking services, local.....		484110-1	06/93	175.123	176.155	176.306	175.929	177.536
General freight trucking, local, truckload.....		484110-15	06/09	112.938	113.597	113.745	113.745	113.745
General freight trucking, local, less than truckload.....		484110-16	06/09	154.348	155.276	155.276	154.309	158.430
General freight trucking, long-distance.....	48412		12/03	192.238	199.492	201.493	203.101	198.047
General freight trucking, long-distance TL.....	484121		12/03	173.268	181.947	184.082	187.180	182.137
Primary services.....		484121-P	06/92	175.030	178.269	177.984	178.677	173.300
General freight trucking, long-distance, truckload.....		484121-2	06/92	175.030	178.269	177.984	178.677	173.300
General freight trucking, long-distance LTL.....	484122		12/03	240.812	242.879	244.315	240.901	236.187
Primary services.....		484122-P	06/92	406.009	409.493	411.915	406.159	398.210
General freight trucking, long-distance less than truckload.....		484122-1	06/92	406.009	409.493	411.915	406.159	398.210
Specialized freight trucking.....	4842		12/03	170.832	170.578	169.896	168.605	168.325
Used household and office goods moving.....	48421		12/03	170.716	169.425	167.777	167.059	166.582
Used household and office goods moving.....	484210		12/03	170.678	169.387	167.739	167.021	166.545
Primary services.....		484210-P	12/03	173.910	172.595	170.916	170.184	169.699
Used household and office goods moving, except local.....		484210-2	06/92	267.758	274.929	270.974	269.252	268.108
Residential moving services, except local.....		484210-21	09/15	145.680	149.660	147.045	146.218	145.888
Commercial and other goods moving services, except local.....		484210-22	09/15	115.561	118.252	118.907	117.598	115.619
Used household and office goods moving, local.....		484210-4	12/03	150.679	139.769	139.769	139.769	139.769
Residential moving services, local.....		484210-41	09/15	131.507	120.592	120.592	120.592	120.592
Commercial and other goods moving services, local.....		484210-42	09/15	118.112	116.889	116.889	116.889	116.889
Specialized freight (except used) trucking, local.....	48422		12/03	180.012	178.761	178.995	178.508	178.609
Specialized freight (except used goods) trucking, local.....	484220		12/03	180.022	178.772	179.005	178.519	178.620
Primary services.....		484220-P	06/93	218.009	218.648	219.004	218.263	218.417
Specialized freight (except used goods) trucking, local.....		484220-6	06/93	218.009	218.648	219.004	218.263	218.417
Local hazardous materials trucking (except waste).....		484220-601	06/13	132.160	134.596	134.596	131.839	131.839
Local agricultural products trucking without storage.....		484220-602	06/13	103.142	103.142	103.142	103.142	103.674
Dump trucking.....		484220-603	06/13	148.190	148.190	148.190	148.190	148.190
Local specialized trucking without storage.....		484220-604	06/13	122.788	122.788	123.652	123.652	123.652
Specialized freight (except used) trucking, long-distance.....	48423		12/03	161.729	162.816	161.605	159.327	158.751
Specialized freight (except used goods) trucking, long-distance.....	484230		12/03	161.735	162.823	161.611	159.334	158.757
Primary services.....		484230-P	06/01	158.863	160.037	158.675	156.153	155.411
Specialized freight (except used goods) trucking, long-distance.....		484230-6	06/01	158.863	160.037	158.675	156.153	155.411
Agricultural products trucking, long-distance.....		484230-602	06/13	153.679	156.508	157.697	154.521	153.820
All other specialized trucking, long-distance.....		484230-603	06/13	124.341	125.040	123.649	121.771	121.188
Pipeline Transportation.....	486		05/22	110.209	110.031	109.816	109.673	109.676
Pipeline transportation of crude oil.....	4861		12/03	295.775	295.775	295.775	295.775	295.867
Pipeline transportation of crude oil.....	48611		12/03	295.775	295.775	295.775	295.775	295.867
Pipeline transportation of crude oil.....	486110		06/86	327.793	327.793	327.793	327.793	327.895
Primary services.....		486110-P	06/86	327.454	327.454	327.454	327.454	327.562
Pipeline transportation of crude oil.....		486110-3	06/86	317.731	317.731	317.731	317.731	317.836
Trans-Alaskan Pipeline System transportation.....		486110-311	06/86	130.782	130.782	130.782	130.782	130.782
Pipeline transportation of crude petroleum, except on the Trans-Alaskan Pipeline System.....		486110-312	06/86	428.162	428.162	428.162	428.162	428.313

See footnotes at end of table.

Table 11. Producer price indexes for net output of selected industries and their products, not seasonally adjusted — Continued
 [December 2023]

Title ¹	Industry code	Product code	Index base	Unadjusted index ²				
				Aug. 2023	Sept. 2023 ^P	Oct. 2023 ^P	Nov. 2023 ^P	Dec. 2023 ^P
Pipeline transportation of natural gas.....	4862		05/22	102.873	102.528	102.169	101.858	101.850
Pipeline transportation of natural gas.....	48621		05/22	102.873	102.528	102.169	101.858	101.850
Pipeline transportation of natural gas.....	486210		05/22	102.873	102.528	102.169	101.858	101.850
Primary services.....		486210-P	05/22	102.873	102.528	102.169	101.858	101.850
Pipeline transportation of natural gas services.....		486210-1	05/22	102.873	102.528	102.169	101.858	101.850
Other pipeline transportation.....	4869		12/03	228.491	228.775	228.775	229.203	229.203
Pipeline transportation of refined petroleum products.....	48691		12/03	228.491	228.775	228.775	229.203	229.203
Refined petroleum product pipeline transport.....	486910		06/86	261.487	261.812	261.812	262.302	262.302
Primary services.....		486910-P	06/86	261.919	262.244	262.244	262.735	262.735
Pipeline transportation of refined petroleum products.....		486910-1	06/86	265.658	265.987	265.987	266.485	266.485
Transportation support activities.....	488		12/03	135.539	136.596	138.427	137.987	138.560
Air transportation support activities.....	4881		12/96	212.651	212.120	215.869	214.508	213.674
Airport operations.....	48811		12/03	165.114	161.111	163.624	162.117	161.486
Other airport operations.....	488119		12/03	165.141	161.137	163.650	162.143	161.512
Primary services.....		488119-P	06/92	228.678	223.134	226.614	224.527	223.654
Aeronautical services.....		488119-5	06/14	121.582	121.155	124.085	124.916	123.983
Landing fees.....		488119-501	06/14	110.168	110.157	113.863	113.862	113.850
Terminal rental.....		488119-502	06/14	131.781	130.792	134.630	136.571	134.405
Other aeronautical services.....		488119-503	06/14	120.801	120.801	120.898	120.898	120.898
Non-aeronautical services.....		488119-6	06/14	141.244	134.920	135.826	132.303	132.303
Airport parking.....		488119-601	06/14	139.287	139.287	139.860	139.860	139.860
Lease space for rental cars.....		488119-602	06/14	189.144	163.824	158.113	141.589	141.589
Lease space for concessions.....		488119-603	06/92	195.959	184.169	186.823	185.021	185.021
Other non-aeronautical services.....		488119-604	06/14	112.466	112.466	118.762	118.762	118.762
Other air transportation support activities.....	48819		12/03	171.881	177.675	181.396	181.077	180.378
Other support activities for air transport.....	488190		12/03	171.876	177.669	181.390	181.072	180.372
Primary services.....		488190-P	06/92	220.764	228.312	233.096	232.812	232.093
Other air transportation support activities.....		488190-5	06/07	153.258	158.498	161.819	161.622	161.122
Water transportation support activities.....	4883		12/03	161.689	161.634	163.069	163.696	164.923
Port and harbor operations.....	48831		12/03	188.490	187.290	188.605	188.525	188.525
Port and harbor operations.....	488310		12/03	188.513	187.313	188.628	188.548	188.548
Primary services.....		488310-P	12/03	191.722	190.347	191.854	191.761	191.761
Port and harbor services.....		488310-1	12/03	191.722	190.347	191.854	191.761	191.761
Marine cargo handling.....	48832		12/03	151.409	151.389	152.884	154.145	156.175
Marine cargo handling.....	488320		12/91	170.546	170.525	172.208	173.629	175.915
Primary services.....		488320-P	12/91	166.334	166.313	167.964	169.357	171.599
Movement of containers.....		488320-8	12/98	149.229	149.213	150.727	152.181	154.133
Other marine cargo handling.....		488320-9	12/98	156.708	156.666	157.966	157.685	160.263
Navigational services to shipping.....	48833		12/03	170.146	170.922	172.409	172.319	172.926
Navigational services to shipping.....	488330		12/92	223.219	224.236	226.187	226.069	226.865
Primary services.....		488330-P	12/92	228.790	229.907	232.050	231.920	232.796
Navigational services to shipping and salvage.....		488330-1	12/92	228.790	229.907	232.050	231.920	232.796
Freight transportation arrangement.....	4885		12/96	104.648	106.656	107.900	107.568	108.593
Freight transportation arrangement.....	48851		12/96	104.648	106.656	107.900	107.568	108.593
Freight transportation arrangement.....	488510		12/94	106.789	108.837	110.107	109.768	110.813
Primary services.....		488510-P	12/94	105.902	108.037	109.403	109.059	110.180
Freight forwarding.....		488510-1	12/94	107.603	107.611	107.611	107.611	107.611
Arrangement of freight and cargo n.e.c.....		488510-2	12/94	103.427	107.649	110.354	109.672	111.894
U.S. Postal Service.....	491		06/89	292.039	292.039	292.039	292.039	292.039
U.S. Postal Service.....	4911		06/89	292.039	292.039	292.039	292.039	292.039
U.S. Postal Service.....	49111		06/89	292.039	292.039	292.039	292.039	292.039
U.S. Postal Service.....	491110		06/89	292.039	292.039	292.039	292.039	292.039
Primary services.....		491110-P	06/89	292.039	292.039	292.039	292.039	292.039
Mailing services (market dominant services).....		491110-7	12/12	147.490	147.490	147.490	147.490	147.490
First class mail.....		491110-71	06/89	261.519	261.519	261.519	261.519	261.519
Retail letters.....		491110-711	12/12	146.346	146.346	146.346	146.346	146.346
Commercial letters.....		491110-712	12/12	141.369	141.369	141.369	141.369	141.369
Retail and commercial flats.....		491110-713	12/12	144.053	144.053	144.053	144.053	144.053
Other first class mail and fees.....		491110-714	12/12	162.808	162.808	162.808	162.808	162.808
Periodicals mail.....		491110-72	06/89	357.340	357.340	357.340	357.340	357.340

See footnotes at end of table.

Table 11. Producer price indexes for net output of selected industries and their products, not seasonally adjusted — Continued
 [December 2023]

Title ¹	Industry code	Product code	Index base	Unadjusted index ²				
				Aug. 2023	Sept. 2023 ^P	Oct. 2023 ^P	Nov. 2023 ^P	Dec. 2023 ^P
U.S. Postal Service - Continued								
Outside county.....		491110-721	06/89	365.275	365.275	365.275	365.275	365.275
Other periodicals mail and fees.....		491110-722	12/12	139.998	139.998	139.998	139.998	139.998
Standard class mail.....		491110-73	06/89	338.571	338.571	338.571	338.571	338.571
High density and saturation flats and parcels.....		491110-731	12/12	127.501	127.501	127.501	127.501	127.501
Carrier route basic mail.....		491110-732	12/12	148.454	148.454	148.454	148.454	148.454
Bulk letters.....		491110-733	12/12	144.324	144.324	144.324	144.324	144.324
Bulk flats.....		491110-734	12/12	158.621	158.621	158.621	158.621	158.621
Other standard mail and fees.....		491110-735	12/12	198.808	198.808	198.808	198.808	198.808
Package services mail.....		491110-74	06/89	330.910	330.910	330.910	330.910	330.910
Special services and fees.....		491110-75	06/89	353.467	353.467	353.467	353.467	353.467
Shipping services (competitive services).....		491110-8	12/12	170.603	170.603	170.603	170.603	170.603
Domestic priority mail.....		491110-81	06/89	405.137	405.137	405.137	405.137	405.137
Other shipping services and shipping special services & fees.....		491110-82	12/12	192.075	192.075	192.075	192.075	192.075
Couriers and messengers.....	492		12/03	306.736	307.968	308.519	307.012	306.398
Couriers and express delivery services.....	4921		12/03	317.827	319.175	319.779	318.129	317.457
Couriers and express delivery services.....	49211		12/03	317.843	319.191	319.795	318.145	317.474
Couriers and express delivery services.....	492110		12/03	317.800	319.148	319.752	318.102	317.431
Primary services.....		492110-P	12/03	318.914	320.267	320.874	319.219	318.546
Standard courier services.....		492110-1	12/92	467.925	469.094	469.484	468.704	469.094
Expedited courier services.....		492110-2	12/87	481.754	485.275	487.095	481.612	478.104
Domestic expedited courier services.....		492110-201	12/98	440.027	443.267	444.628	439.617	436.381
International expedited courier services.....		492110-202	12/98	374.670	377.363	379.355	375.097	372.427
Local messengers and local delivery.....	4922		12/03	165.956	165.956	165.956	165.956	165.956
Local messengers and local delivery.....	49221		12/03	165.616	165.616	165.616	165.616	165.616
Local messengers and local delivery.....	492210		12/03	165.587	165.587	165.587	165.587	165.587
Primary services.....		492210-P	12/92	213.628	213.628	213.628	213.628	213.628
Local messengers and local delivery services.....		492210-1	12/92	213.628	213.628	213.628	213.628	213.628
Warehousing and storage.....	493		12/06	141.801	145.463	144.864	143.692	143.486
Warehousing and storage.....	4931		12/06	141.753	145.414	144.815	143.644	143.437
General warehousing and storage.....	49311		12/03	146.455	150.299	149.876	148.816	148.275
General warehousing and storage.....	493110		12/03	146.543	150.389	149.966	148.905	148.364
Primary services.....		493110-P	06/93	160.475	164.687	164.224	163.062	162.469
General warehousing and storage services.....		493110-1	06/93	160.475	164.687	164.224	163.062	162.469
Refrigerated warehousing and storage.....	49312		12/03	149.556	153.591	151.948	149.827	151.135
Refrigerated warehousing and storage.....	493120		12/91	164.355	168.789	166.984	164.653	166.090
Primary services.....		493120-P	12/91	164.640	169.082	167.274	164.939	166.378
Warehousing and storage of refrigerated goods.....		493120-2	12/91	164.827	169.275	167.464	165.127	166.568
Farm product warehousing and storage.....	49313		12/03	146.608	147.195	147.115	147.091	147.093
Farm product warehousing and storage.....	493130		12/92	170.460	171.142	171.049	171.021	171.024
Primary services.....		493130-P	12/92	169.013	169.790	169.790	169.790	169.790
Farm product warehousing and storage services.....		493130-1	12/92	169.013	169.790	169.790	169.790	169.790
Publishing industries.....	513		12/22	104.739	104.853	105.345	104.339	105.975
Newspaper, book, and directory publishers.....	5131		12/22	103.305	103.013	102.407	102.247	103.383
Newspaper publishers.....	51311		12/22	99.011	98.789	98.603	98.504	101.099
Newspaper publishers.....	513110		12/22	99.011	98.789	98.603	98.504	101.099
Primary services.....		513110-P	12/22	99.011	98.789	98.603	98.504	101.099
Newspaper publishing.....		513110-1	12/22	99.011	98.789	98.603	98.504	101.099
Newspaper publishing from print publishers.....		513110-11	12/79	597.094	595.754	594.634	594.037	609.685
Newspaper advertising sales.....		513110-111	09/15	87.240	86.556	85.945	85.588	85.588
Newspaper advertising sales, print only.....		513110-1111	09/15	84.328	83.524	82.806	82.387	82.387
Newspaper advertising sales, digital only and print and digital bundled.....		513110-1112	09/15	104.357	104.357	104.357	104.357	104.357
Newspaper subscription and single copy sales.....		513110-112	09/15	179.967	180.009	180.080	180.146	186.949
Newspaper subscriptions, print only.....		513110-1121	09/15	178.175	178.175	178.175	178.175	185.564
Newspaper subscriptions, online only and print and online bundled.....		513110-1122	09/15	198.776	199.325	200.253	201.114	200.725
Periodical publishers.....	51312		12/22	106.673	105.285	101.938	100.358	100.366
Periodical publishers.....	513120		12/22	106.639	105.264	101.950	100.387	100.394
Primary services.....		513120-P	12/22	103.192	103.192	103.192	103.192	103.192
Periodical publishing.....		513120-1	12/22	103.192	103.192	103.192	103.192	103.192
Periodical publishing from print publishers.....		513120-11	12/79	463.284	463.284	463.284	463.284	463.284
Periodicals, advertising sales.....		513120-111	12/14	109.846	109.846	109.846	109.846	109.846

See footnotes at end of table.

Table 11. Producer price indexes for net output of selected industries and their products, not seasonally adjusted — Continued
 [December 2023]

Title ¹	Industry code	Product code	Index base	Unadjusted index ²				
				Aug. 2023	Sept. 2023 ^P	Oct. 2023 ^P	Nov. 2023 ^P	Dec. 2023 ^P
Periodical publishers - Continued								
Periodicals, subscriptions and single copy sales.....		513120-112	12/14	104.178	104.178	104.178	104.178	104.178
Specialized business and professional periodicals, subscriptions and single copy sales.....		513120-1121	12/79	580.511	580.511	580.511	580.511	580.511
General and consumer periodicals, subscriptions and single copy sales.		513120-1122	12/06	100.339	100.339	100.339	100.339	100.339
Book publishers.....	51313		12/22	103.739	103.863	104.808	105.500	106.918
Book publishers.....	513130		12/22	103.711	103.834	104.772	105.459	106.866
Primary services.....		513130-P	12/22	104.175	104.314	105.369	106.141	107.725
Book publishing from print publishers.....		513130-1	12/80	548.409	549.142	554.697	558.761	567.099
Print book publishing.....		513130-101	09/15	132.834	133.012	134.357	135.342	137.361
General adult and juvenile book publishing.....		513130-1011	06/09	110.673	111.078	109.988	112.593	113.602
General adult book publishing.....		513130-10111	06/09	115.402	115.562	114.897	115.310	115.938
Juvenile book publishing.....		513130-10112	06/09	99.088	99.708	98.267	102.869	104.189
Textbook publishing, including teachers' editions and workbooks.....		513130-1012	12/80	892.500	898.626	943.310	939.942	942.972
College textbook publishing.....		513130-10121	12/80	887.121	910.589	897.120	884.217	895.824
Elementary and high school textbook publishing.....		513130-10122	12/02	203.649	203.649	218.500	218.500	218.500
Technical, scientific, and professional book publishing.....		513130-1013	12/80	924.080	924.080	924.080	928.342	929.525
General reference book publishing.....		513130-1014	12/80	218.651	215.332	219.616	218.336	245.348
Religious book publishing.....		513130-1015	12/80	260.227	260.350	261.167	260.578	259.993
Directory and mailing list publishers.....	51314		12/22	106.019	106.487	106.082	106.314	106.053
Directory and mailing list publishers.....	513140		12/22	106.010	106.480	106.074	106.306	106.045
Primary services.....		513140-P	12/22	105.822	106.314	105.889	106.132	105.858
Directory and mailing list publishing.....		513140-1	12/22	105.822	106.314	105.889	106.132	105.858
Directory and mailing list publishing from print publishers.....		513140-11	12/03	128.966	131.002	128.165	129.954	131.989
Directory and mailing list publishing from print - ad sales incl. phone directory listings.....		513140-111	09/84	293.846	293.938	293.938	293.938	293.938
Directory and mailing list publishing from print - subscription, content, and licensing sales.....		513140-112	01/08	150.155	154.130	148.545	152.066	156.073
Directory and mailing list publishing from Internet publishers.....		513140-12	12/22	106.032	106.184	106.308	106.198	105.361
Other publishers.....	51319		12/22	101.510	101.690	101.700	101.720	101.720
Greeting card publishers.....	513191		12/22	100.068	100.075	100.075	100.076	100.076
Primary services.....		513191-P	12/22	99.965	99.965	99.965	99.965	99.965
Greeting card publishing.....		513191-1	12/22	99.965	99.965	99.965	99.965	99.965
Greeting card publishing from print publishers.....		513191-101	12/85	242.441	242.441	242.441	242.441	242.441
All other publishers.....	513199		12/22	106.042	106.763	106.805	106.885	106.885
Primary services.....		513199-P	12/22	105.253	106.112	106.161	106.256	106.256
All other publishing including yearbooks, art prints, patterns, and trading cards.		513199-1	12/22	105.253	106.112	106.161	106.256	106.256
All other publishing including yearbooks, art prints, patterns, and trading cards, from print.....		513199-11	12/03	131.828	132.904	132.965	133.085	133.085
Software publishers.....	5132		12/03	96.913	97.289	98.471	96.974	98.810
Software publishers.....	51321		12/03	96.913	97.289	98.471	96.974	98.810
Software publishers.....	513210		12/97	91.614	91.969	93.085	91.672	93.406
Primary services.....		513210-P	12/97	94.780	95.183	96.449	94.845	96.747
Software publishing, except games.....		513210-5	06/06	103.480	103.157	104.025	102.003	104.218
System & application software publishing, excluding maintenance, tech support & games.....		513210-505	05/22	102.825	102.452	103.971	101.683	104.094
System software publishing.....		513210-50501	05/22	107.409	105.461	108.692	107.499	108.988
Application software publishing.....		513210-50502	12/97	106.484	108.075	107.564	103.676	107.478
Desktop and portable device application software publishing.....		513210-505021	06/06	101.984	105.696	103.688	101.919	101.936
Other application software publishing.....		513210-505022	06/06	119.181	119.345	119.894	114.098	121.031
Software maintenance, technical support, and other services related to software publishing.....		513210-506	12/97	181.572	181.841	172.659	173.666	174.131
Game software publishing.....		513210-7	12/13	86.779	95.955	103.053	104.724	104.861
Other receipts.....		513210-SM	12/97	64.551	64.552	64.552	64.553	-
Broadcasting, except Internet.....	516		12/03	113.923	112.240	115.191	121.139	124.580
Radio and television broadcasting.....	5161		06/01	97.925	97.922	100.029	101.847	100.904
Radio broadcasting.....	51611		12/03	95.715	96.931	96.565	102.037	101.414
Radio broadcasting stations.....	516110		06/88	172.895	175.093	174.431	184.318	183.193
Primary services.....		516110-P	06/88	173.364	175.612	174.934	185.043	183.887
Radio station services.....		516110-1	06/88	183.750	186.132	185.413	196.128	194.903
Radio station advertising sales.....		516110-101	06/88	175.379	178.111	177.287	189.574	188.170
Radio station advertising sales, local.....		516110-10101	12/95	132.565	130.513	130.973	139.424	136.721
Radio station advertising sales, national and regional.....		516110-10102	12/95	115.906	127.194	124.153	134.202	137.052
Other radio station services.....		516110-102	12/03	141.978	141.978	141.978	141.978	141.978
Other receipts.....		516110-SM	12/03	135.144	135.073	135.144	134.933	135.144

See footnotes at end of table.

Table 11. Producer price indexes for net output of selected industries and their products, not seasonally adjusted — Continued
 [December 2023]

Title ¹	Industry code	Product code	Index base	Unadjusted index ²				
				Aug. 2023	Sept. 2023 ^P	Oct. 2023 ^P	Nov. 2023 ^P	Dec. 2023 ^P
Television broadcasting.....	51612		12/03	91.608	91.229	93.980	94.608	93.618
Television broadcasting stations.....	516120		06/01	92.293	91.911	94.685	95.320	94.322
Primary services.....		516120-P	06/01	74.544	74.252	76.368	76.958	76.197
Television station advertising sales.....		516120-3	06/08	72.971	72.478	76.056	77.055	75.766
Other television station broadcasting services.....		516120-4	06/08	117.939	117.939	117.939	117.939	117.939
Other receipts.....		516120-SM	06/01	191.674	191.683	191.741	185.191	185.203
Cable and other subscription programming.....	5162		12/03	126.519	123.789	127.345	135.997	142.228
Cable and other subscription programming.....	51621		12/03	128.698	125.921	129.538	138.339	144.678
Media streaming dist svcs, social networks, and other media networks and content providers.....	516210		12/03	126.598	123.881	127.445	136.104	142.340
Primary services.....		516210-P	12/03	132.055	129.058	132.721	141.738	148.232
Cable networks.....		516210-1	12/03	118.112	115.075	120.406	132.821	139.799
Cable network advertising services.....		516210-11	06/93	139.875	135.661	143.058	160.285	169.966
Cable network programming services.....		516210-12	06/93	294.830	294.830	294.830	294.830	294.830
Radio network and national syndication services.....		516210-3	12/95	112.099	105.956	106.305	110.293	121.840
Telecommunications.....	517		12/03	108.885	108.031	108.069	108.176	108.677
Wired and wireless telecommunications carriers.....	5173		12/17	111.563	110.682	110.720	110.831	111.348
Wired and wireless telecommunications carriers.....	51731		12/17	111.563	110.682	110.720	110.831	111.348
Wired telecommunications carriers.....	517311		12/03	137.623	135.804	135.887	136.103	137.179
Primary products.....		517311-P	12/03	137.434	135.618	135.700	135.917	136.991
Local telephone service, except private lines.....		517311-1	12/03	152.572	152.524	152.229	151.969	152.370
Residence local telephone service.....		517311-111	12/03	168.858	169.020	169.010	168.999	169.709
Business and other local telephone service.....		517311-112	12/03	132.017	131.618	130.836	130.150	130.055
Public switched toll service.....		517311-2	12/03	136.337	137.706	136.945	137.341	136.076
Residence switched toll service.....		517311-21	12/03	207.998	210.200	211.010	211.334	210.759
Business switched toll and other toll service.....		517311-22	12/03	66.084	66.714	65.749	66.026	65.005
Private line telephone service.....		517311-3	12/03	102.355	102.317	102.510	102.857	103.596
All-distance telephone service.....		517311-4	12/11	143.100	143.141	143.687	145.560	145.878
Residential all-distance telephone service.....		517311-401	12/11	150.900	151.332	152.196	152.026	152.442
Business all-distance telephone service.....		517311-402	12/11	136.365	136.070	136.342	139.971	140.204
Video programming distribution.....		517311-5	12/03	186.539	186.637	186.845	187.154	187.835
Video programming subscriber services.....		517311-501	06/93	268.021	268.171	268.489	268.946	269.989
Advertising services.....		517311-502	06/93	115.499	115.499	115.499	115.613	115.613
Internet access services.....		517311-6	06/04	60.135	59.313	59.323	59.896	59.731
Residential Internet access services.....		517311-601	12/11	89.079	87.580	88.023	88.831	88.548
Business Internet access services.....		517311-602	12/11	97.659	97.104	95.935	96.980	96.813
Bundled access services.....		517311-7	12/11	129.684	125.942	126.208	126.015	128.464
Other wired telecommunications services.....		517311-9	12/03	105.075	105.075	105.075	105.075	105.075
Wireless telecommunications carriers.....	517312		06/99	44.538	44.538	44.537	44.542	44.538
Primary services.....		517312-P	06/99	44.019	44.019	44.018	44.023	44.019
Wireless telecommunications services.....		517312-1	06/99	44.019	44.019	44.018	44.023	44.019
Data processing and related services.....	5182		12/03	114.775	114.603	114.812	115.043	115.313
Data processing and related services.....	51821		12/03	114.775	114.603	114.812	115.043	115.313
Data processing, hosting and related services.....	518210		12/00	118.474	118.297	118.513	118.752	119.030
Primary services.....		518210-P	12/00	112.076	111.875	112.120	112.390	112.705
Business process management services.....		518210-1	12/00	104.652	104.745	104.745	104.834	104.834
Data management, information transformation, and related services.....		518210-4	12/00	105.641	105.641	105.641	105.641	105.641
Hosting, ASP, and other IT infrastructure provisioning services.....		518210-5	12/06	113.954	113.550	113.990	114.433	114.999
Other receipts.....		518210-SM	12/00	138.116	138.116	138.116	138.116	138.116
Depository credit intermediation.....	5221		12/03	137.405	137.490	135.473	139.234	137.921
Commercial banking.....	52211		12/03	140.959	140.943	138.798	142.748	141.324
Commercial banking.....	522110		12/03	140.959	140.943	138.798	142.748	141.324
Primary services.....		522110-P	12/03	140.959	140.943	138.798	142.748	141.324
Loan services.....		522110-1	12/03	227.494	222.707	216.849	223.889	218.976
Residential real estate loans, except home equity.....		522110-101	12/03	82.209	85.950	86.192	89.118	98.616
Nonresidential real estate loans.....		522110-102	12/03	540.855	519.352	501.802	522.331	501.397
Home equity loans.....		522110-103	12/03	266.610	266.359	259.595	247.450	242.684
Commercial, industrial, and agricultural loans, except real estate.....		522110-105	12/03	235.584	230.947	223.524	232.662	220.904
New and used auto and truck loans.....		522110-106	12/03	81.401	73.613	70.629	77.485	74.010
Credit cards, overdraft credit, and related plans.....		522110-107	12/03	194.502	187.187	183.988	189.298	189.655
Other loan services.....		522110-108	12/03	112.089	110.126	109.624	112.402	111.160
Deposit services.....		522110-2	12/03	66.396	70.038	70.680	72.846	74.059
Demand deposits.....		522110-201	12/11	105.204	116.442	117.940	121.189	119.426
Time and other deposits.....		522110-202	12/11	135.573	135.856	136.536	141.196	148.498

See footnotes at end of table.

Table 11. Producer price indexes for net output of selected industries and their products, not seasonally adjusted — Continued
 [December 2023]

Title ¹	Industry code	Product code	Index base	Unadjusted index ²				
				Aug. 2023	Sept. 2023 ^P	Oct. 2023 ^P	Nov. 2023 ^P	Dec. 2023 ^P
Commercial banking - Continued								
Trust services.....		522110-3	12/03	105.708	105.715	105.689	97.433	97.362
Other banking services.....		522110-4	12/03	102.080	102.080	102.080	102.591	102.591
Savings institutions.....	52218		12/03	104.820	106.508	106.156	107.585	107.797
Savings institutions and other depository credit intermediation.....	522180		12/03	104.821	106.509	106.157	107.585	107.798
Primary services.....		522180-P	12/03	104.989	106.680	106.327	107.759	107.971
Loan services.....		522180-1	12/03	120.617	123.846	124.068	127.634	127.594
Residential real estate loans, except home equity.....		522180-101	12/03	87.185	89.497	87.674	89.300	85.617
Nonresidential real estate loans.....		522180-102	12/03	206.414	212.790	216.231	226.435	225.416
Home equity loans.....		522180-103	12/03	329.507	330.747	329.916	331.922	335.613
Commercial, industrial, and agricultural loans, except real estate.....		522180-105	12/03	291.340	296.613	301.031	308.039	324.362
New and used auto and truck loans.....		522180-106	12/03	106.761	110.932	109.466	112.691	112.311
Credit cards, overdraft credit, and related plans.....		522180-109	12/11	146.217	151.004	150.977	157.723	155.782
Other loan services.....		522180-111	12/03	95.207	98.547	97.739	98.241	96.075
Deposit services.....		522180-2	12/03	91.702	90.762	89.200	86.769	87.529
Demand deposits.....		522180-201	12/11	119.430	123.265	123.656	124.390	128.611
Time and other deposits.....		522180-202	12/11	115.040	112.231	109.489	105.183	105.094
Trusts and other banking services.....		522180-3	12/03	195.693	195.693	195.693	195.693	195.693
Security, commodity contracts and like activity.....	523		12/03	265.734	265.632	260.032	258.347	261.550
Securities and commodity contracts intermediation and brokerage.....	5231		06/00	218.110	219.667	218.333	219.385	219.927
Investment banking and securities intermediation.....	52315		12/22	115.187	116.009	115.305	115.860	116.147
Investment banking and securities intermediation.....	523150		12/22	115.187	116.009	115.305	115.860	116.147
Primary services.....		523150-P	12/22	115.187	116.009	115.305	115.860	116.147
Securities brokerage.....		523150-1	12/03	134.142	134.422	132.382	132.435	132.483
Brokerage services.....		523150-101	06/00	55.511	55.880	55.032	55.032	55.032
Brokerage services, equities and ETFs.....		523150-1011	06/00	47.597	48.444	46.393	46.393	46.393
Brokerage services, all other securities.....		523150-1012	06/00	74.538	74.497	74.698	74.698	74.698
Other securities related services including margin lending and mutual fund sales.....		523150-102	06/00	201.950	201.977	198.912	199.026	199.129
Investment banking and securities dealing.....		523150-2	12/03	463.428	468.358	468.445	472.103	473.939
Dealer transactions.....		523150-201	06/00	108.125	109.585	108.671	111.777	116.732
Dealer transactions, equity securities.....		523150-2011	06/05	122.050	125.207	125.122	127.484	136.936
Dealer transactions, debt securities and all other trading.....		523150-2012	06/00	122.735	122.279	119.915	125.043	125.262
Investment banking services.....		523150-202	06/00	266.600	274.242	273.904	271.911	267.646
Other securities dealing services.....		523150-203	12/03	2,625.404	2,621.660	2,636.016	2,652.452	2,637.360
Portfolio management and investment advice.....	52394		12/22	109.359	108.609	104.897	103.153	105.371
Portfolio management and investment advice.....	523940		12/22	109.359	108.609	104.897	103.153	105.371
Primary services.....		523940-P	12/22	109.359	108.609	104.897	103.153	105.371
Portfolio management.....		523940-1	06/02	324.442	322.769	313.169	307.727	312.359
Mutual fund and exchange traded fund management.....		523940-11	06/02	366.491	364.003	353.254	339.487	347.914
Management of equity funds.....		523940-1101	01/17	174.432	172.650	165.453	155.533	161.067
Management of bond funds.....		523940-1102	01/17	102.429	102.041	99.873	99.100	100.821
Management of other funds.....		523940-1103	01/17	111.910	112.103	112.362	112.233	112.233
Private portfolio management.....		523940-12	06/02	300.819	299.533	290.589	288.921	291.799
Management of equity private portfolios.....		523940-1201	01/17	157.164	156.204	150.018	148.951	151.308
Management of bond private portfolios.....		523940-1202	01/17	104.038	103.927	103.684	103.532	103.662
Management of other private portfolios.....		523940-1203	01/17	130.896	130.677	127.510	126.823	126.939
Investment advice.....		523940-2	06/02	244.946	240.827	226.260	223.545	237.130
Investment advisory services.....		523940-21	06/02	244.946	240.827	226.260	223.545	237.130
Insurance carriers and related activities.....	524		12/03	151.763	152.068	152.126	152.146	152.194
Insurance carriers.....	5241		12/03	152.511	152.822	152.883	152.904	152.952
Direct life/health/medical insurance carriers.....	52411		12/03	155.405	155.315	155.408	155.407	155.407
Direct life insurance carriers.....	524113		12/98	117.603	117.244	117.263	117.261	117.261
Primary services.....		524113-P	12/98	117.390	117.031	117.050	117.048	117.048
Life insurance policies.....		524113-1	12/98	111.946	111.519	111.575	111.574	111.574
Individual life insurance policies.....		524113-101	12/98	119.520	119.521	119.506	119.505	119.505
Term life insurance policies.....		524113-10101	12/98	106.491	106.494	106.495	106.494	106.494
Whole life insurance policies.....		524113-10102	12/98	130.220	130.221	130.221	130.221	130.221
Universal life insurance policies.....		524113-10103	12/98	112.669	112.669	112.735	112.729	112.729
Variable-universal and other individual life insurance policies.....		524113-10105	12/17	103.206	103.206	103.108	103.108	103.108
Group life insurance policies.....		524113-102	12/98	93.491	91.727	92.004	92.004	92.004
Annuities.....		524113-2	12/98	150.943	150.918	150.490	150.479	150.479
Variable deferred annuities.....		524113-201	12/98	187.235	187.235	186.363	186.363	186.363
Fixed-rate deferred annuities.....		524113-202	12/98	116.660	116.660	116.660	116.635	116.635
Immediate annuities.....		524113-203	12/98	126.454	126.198	126.044	126.044	126.044

See footnotes at end of table.

Table 11. Producer price indexes for net output of selected industries and their products, not seasonally adjusted — Continued
 [December 2023]

Title ¹	Industry code	Product code	Index base	Unadjusted index ²				
				Aug. 2023	Sept. 2023 ^P	Oct. 2023 ^P	Nov. 2023 ^P	Dec. 2023 ^P
Direct life insurance carriers - Continued								
Disability insurance policies.....		524113-3	06/06	102.695	102.695	102.695	102.695	102.695
Direct health and medical insurance carriers.....	524114		12/02	200.131	200.217	200.372	200.372	200.372
Primary services.....		524114-P	12/02	203.337	203.424	203.582	203.582	203.582
Medical service plans.....		524114-1	12/02	212.568	212.659	212.825	212.825	212.825
Comprehensive medical service plans.....		524114-101	12/02	222.469	222.393	222.757	222.757	222.757
Group managed care medical service plans.....		524114-10101	12/02	218.169	218.286	219.055	219.055	219.055
Group fee-for-service medical service plans.....		524114-10102	12/02	206.710	206.710	206.710	206.710	206.710
Individual comprehensive medical service plans.....		524114-10103	12/02	336.575	336.092	336.092	336.092	336.092
Non-comprehensive medical service plans.....		524114-103	06/07	129.470	129.611	129.616	129.616	129.616
Dental service plans.....		524114-10301	12/02	137.285	137.463	137.512	137.512	137.512
Supplemental Medicare service plans.....		524114-10302	12/02	166.294	166.770	166.770	166.770	166.770
Other medical service plans.....		524114-10303	12/02	168.758	168.758	168.758	168.758	168.758
Indemnity health insurance plans.....		524114-2	12/02	114.184	114.184	114.184	114.184	114.184
Other direct insurance carriers.....	52412		12/98	172.490	173.825	173.823	173.899	174.070
Direct property and casualty insurers.....	524126		06/98	172.617	173.952	173.950	174.027	174.198
Primary services.....		524126-P	06/98	172.764	174.100	174.098	174.175	174.346
Private passenger auto insurance.....		524126-1	06/98	214.878	215.347	215.544	215.903	216.231
Homeowner's insurance.....		524126-2	06/98	229.612	236.656	236.795	236.591	236.931
Commercial auto insurance.....		524126-3	06/98	129.522	131.262	131.262	131.716	131.716
Non-auto liability insurance.....		524126-4	06/98	129.333	129.880	129.880	129.880	129.880
Medical malpractice insurance.....		524126-402	06/98	115.022	115.022	115.022	115.022	115.022
Product and other non-auto liability insurance.....		524126-403	06/98	132.274	132.920	132.920	132.920	132.920
Commercial multiple peril insurance.....		524126-5	06/98	151.690	155.934	155.897	155.897	155.897
Worker's compensation insurance.....		524126-6	06/98	90.450	87.972	87.972	87.354	87.354
Other property and casualty insurance.....		524126-7	12/03	121.250	121.220	120.513	120.513	120.541
Insurance agencies and brokerages.....	52421		12/03	113.934	113.978	113.943	113.943	113.988
Insurance agencies and brokerages.....	524210		12/02	117.967	118.012	117.976	117.976	118.022
Primary services.....		524210-P	12/02	118.751	118.799	118.760	118.760	118.810
Sale of property and casualty insurance.....		524210-1	12/02	119.897	119.971	119.928	119.928	120.004
Sale of personal property and casualty insurance.....		524210-101	06/09	117.724	117.780	117.780	117.780	117.926
Sale of private passenger auto insurance.....		524210-10101	12/02	122.157	122.244	122.244	122.244	122.468
Sale of homeowner's insurance.....		524210-10102	12/02	125.478	125.478	125.478	125.478	125.478
Sale of other personal property and casualty insurance.....		524210-10103	06/09	102.821	102.821	102.821	102.821	102.821
Sale of commercial property and casualty insurance.....		524210-102	12/02	119.381	119.472	119.383	119.383	119.383
Sale of life insurance and annuities.....		524210-2	12/02	107.007	107.007	107.006	107.006	107.006
Sale of health and medical insurance.....		524210-3	12/02	134.262	134.262	134.185	134.185	134.185
Sale of other insurance.....		524210-4	12/02	103.281	103.281	103.281	103.281	103.281
Lessors of nonresidential buildings (except miniwarehouses).....	53112		12/03	141.066	144.209	139.562	142.013	144.199
Lessors of nonresidential buildings.....	531120		12/95	165.037	168.713	163.277	166.144	168.702
Primary services.....		531120-P	12/95	160.373	163.945	158.663	161.449	163.935
Leasing of shopping centers and retail stores.....		531120-1	12/95	142.418	148.096	139.021	145.229	150.490
Leasing of professional and office buildings.....		531120-2	12/95	178.238	178.943	176.046	179.865	176.895
Leasing of manufacturing and industrial buildings.....		531120-3	12/95	140.630	140.260	141.106	141.106	141.959
Leasing of other nonresidential buildings and facilities.....		531120-7	12/02	160.730	167.711	164.012	155.371	164.266
Lessors of miniwarehouse and self storage units.....	53113		12/03	198.829	199.196	197.518	199.409	200.737
Miniwarehouse and self-storage unit operators.....	531130		12/03	198.818	199.185	197.506	199.397	200.725
Primary services.....		531130-P	06/93	302.255	302.813	300.261	303.135	305.155
Miniwarehouse and self-storage unit operation.....		531130-1	06/93	302.255	302.813	300.261	303.135	305.155
Offices of real estate agents and brokers.....	5312		12/03	192.246	192.736	192.874	192.933	193.241
Offices of real estate agents and brokers.....	53121		12/03	192.246	192.736	192.875	192.933	193.241
Offices of real estate agents and brokers.....	531210		12/03	192.121	192.611	192.750	192.809	193.116
Primary services.....		531210-P	12/03	192.145	192.635	192.773	192.832	193.140
Real estate brokerage, residential property sales and leases.....		531210-1	12/95	269.043	269.882	270.259	270.397	270.981
Real estate brokerage, nonresidential property sales and leases including land sales and leases.....		531210-6	12/06	142.220	142.219	141.893	141.804	141.669
Real estate brokerage, nonresidential property sales including land sales.....		531210-601	12/09	158.731	158.717	158.158	157.505	157.280
Real estate brokerage, nonresidential property leases including land leases.....		531210-602	12/09	130.423	130.444	130.468	131.310	131.310
Real estate property managers.....	53131		12/03	130.866	130.466	130.613	132.010	131.720
Residential property managers.....	531311		12/03	141.022	140.276	139.271	140.744	140.285
Primary services.....		531311-P	12/03	143.098	142.342	141.322	142.817	142.351
Residential property management services.....		531311-1	12/95	149.478	148.688	147.622	149.184	148.697
Nonresidential property managers.....	531312		12/03	113.876	113.943	115.608	116.867	116.809
Primary services.....		531312-P	12/03	113.876	113.943	115.608	116.867	116.809

See footnotes at end of table.

Table 11. Producer price indexes for net output of selected industries and their products, not seasonally adjusted — Continued
 [December 2023]

Title ¹	Industry code	Product code	Index base	Unadjusted index ²				
				Aug. 2023	Sept. 2023 ^P	Oct. 2023 ^P	Nov. 2023 ^P	Dec. 2023 ^P
Nonresidential property managers - Continued								
Nonresidential property management services.....		531312-1	12/95	126.437	126.512	128.361	129.758	129.693
Offices of real estate appraisers.....	531320		12/03	112.889	111.813	111.409	110.717	111.484
Primary services.....		531320-P	12/03	114.651	113.558	113.149	112.446	113.224
Real estate appraisal services.....		531320-1	12/95	122.543	121.375	120.937	120.186	121.018
Automotive equipment rental and leasing.....	5321		06/01	157.523	151.809	156.273	149.177	147.330
Passenger car rental and leasing.....	53211		12/03	144.697	136.306	142.820	133.111	130.733
Passenger car rental.....	532111		12/91	212.383	200.065	209.627	195.376	191.887
Primary services.....		532111-P	12/91	211.296	199.041	208.555	194.377	190.905
Standard passenger car rental.....		532111-2	12/91	202.355	186.870	198.530	180.038	175.434
Passenger car rental for business travel.....		532111-211	12/98	100.096	95.982	96.620	93.086	96.715
Passenger car rental for leisure travel.....		532111-221	12/98	204.925	186.803	202.141	179.552	170.825
Replacement passenger car rental.....		532111-3	12/91	271.597	271.666	273.134	275.644	276.579
Truck, utility trailer and RV rental and leasing.....	53212		12/03	140.624	141.796	140.963	140.997	140.706
Truck, utility trailer, and RV rental and leasing.....	532120		06/91	161.417	162.761	161.805	161.844	161.510
Primary services.....		532120-P	06/91	158.009	159.498	158.639	158.653	158.340
Rental of trucks, truck trailers, RVs.....		532120-1	06/91	165.580	165.257	163.740	165.031	164.222
Leasing of trucks, truck trailers, and RVs.....		532120-4	06/91	145.315	147.734	147.288	146.589	146.570
Other receipts.....		532120-SM	06/91	177.217	177.105	175.347	175.612	175.120
Other heavy machinery rental and leasing.....	532412		12/03	138.267	138.777	139.053	138.924	139.247
Primary services.....		532412-P	12/03	120.723	121.266	121.559	121.440	121.758
Construction equipment rental and leasing.....		532412-1	12/03	130.734	131.567	132.016	131.834	132.321
Oilfield and well drilling equipment rental and leasing.....		532412-2	12/03	99.554	99.554	99.554	99.554	99.554
Other receipts.....		532412-SM	12/03	211.915	211.915	211.915	211.772	211.977
Legal services.....	5411		12/96	271.576	271.549	273.602	273.104	273.508
Offices of lawyers.....	54111		12/96	271.576	271.549	273.602	273.104	273.508
Offices of lawyers.....	541110		12/96	271.576	271.549	273.602	273.104	273.508
Primary services.....		541110-P	12/96	270.744	270.717	272.764	272.268	272.671
Labor and employment legal services.....		541110-A	12/14	128.188	128.209	130.237	129.265	129.460
Other legal services.....		541110-C	12/14	121.054	121.054	121.054	121.054	121.054
Real estate legal services.....		541110-2	12/96	261.435	261.435	264.469	261.942	263.328
Civil negligence legal services.....		541110-3	12/96	207.532	207.718	208.370	208.510	208.665
Defendant representation.....		541110-301	12/96	261.397	261.160	262.582	262.582	262.582
Plaintiff representation.....		541110-302	12/96	145.564	146.053	146.053	146.285	146.542
Wills, estate planning, and probate.....		541110-6	12/96	245.708	245.708	245.708	245.708	245.708
Business and commercial legal services.....		541110-9	12/14	155.797	155.719	157.412	157.234	157.494
Tax legal services.....		541110-901	12/14	177.044	177.044	177.071	177.084	177.058
Intellectual property legal services.....		541110-902	12/14	149.795	149.795	152.214	151.436	149.895
Bankruptcy and other business and commercial legal services.....		541110-903	12/14	155.705	155.607	157.233	157.175	157.840
Offices of certified public accountants.....	541211		12/03	139.824	143.535	139.953	139.900	140.692
Primary services.....		541211-P	12/03	144.359	147.743	143.943	143.876	144.501
Other accounting services.....		541211-A	12/08	115.968	123.464	125.136	128.198	129.131
Financial auditing.....		541211-4	06/95	184.202	185.365	180.138	179.914	179.882
Tax preparation and planning.....		541211-5	06/95	180.765	186.512	178.351	176.164	177.799
Bookkeeping and compilation.....		541211-9	12/08	141.019	141.004	140.426	141.211	141.354
Other accounting services.....	541219		12/03	156.506	155.649	155.649	155.649	155.649
Primary services.....		541219-P	12/03	156.666	155.808	155.808	155.808	155.808
Other accounting services (non-CPA firms).....		541219-1	12/03	156.666	155.808	155.808	155.808	155.808
Architectural, engineering and related services.....	5413		12/96	189.137	189.103	190.574	190.585	190.589
Architectural services.....	54131		12/03	125.844	125.844	126.641	126.641	126.641
Architectural services.....	541310		12/96	151.957	151.957	152.920	152.920	152.920
Primary services.....		541310-P	12/96	155.344	155.344	156.443	156.443	156.443
Residential building projects.....		541310-1	12/96	175.726	175.726	175.211	175.211	175.211
Nonresidential building projects.....		541310-7	12/10	113.053	113.053	114.239	114.239	114.239
Commercial and industrial building projects.....		541310-71	09/19	104.203	104.203	105.985	105.985	105.985
Institutional building projects.....		541310-72	09/19	107.612	107.612	108.389	108.389	108.389
Other architectural services, incl. historic restoration & architectural consulting services.....		541310-8	12/10	146.292	146.292	146.292	146.292	146.292
Engineering services.....	54133		12/03	155.666	155.634	156.881	156.891	156.895
Engineering services.....	541330		12/96	196.517	196.476	198.052	198.065	198.070
Primary services.....		541330-P	12/96	198.380	198.289	200.041	200.053	200.057
Building related engineering projects.....		541330-1	12/96	176.403	176.389	179.295	179.300	179.301
Residential building engineering projects.....		541330-101	12/09	108.526	108.526	108.526	108.526	108.526

See footnotes at end of table.

Table 11. Producer price indexes for net output of selected industries and their products, not seasonally adjusted — Continued
 [December 2023]

Title ¹	Industry code	Product code	Index base	Unadjusted index ²				
				Aug. 2023	Sept. 2023 ^P	Oct. 2023 ^P	Nov. 2023 ^P	Dec. 2023 ^P
Engineering services - Continued								
Commercial, public, and institutional building engineering projects.....		541330-102	12/09	133.674	133.639	133.682	133.694	133.697
Industrial and manufacturing plant and process engineering projects.....		541330-103	12/09	124.041	124.041	127.523	127.523	127.523
Non-building related engineering projects.....		541330-2	12/96	212.051	211.903	212.748	212.767	212.773
Transportation engineering projects.....		541330-201	12/09	135.252	134.912	135.721	135.764	135.778
Highway and roadway engineering projects.....		541330-20101	12/09	130.133	129.691	130.732	130.773	130.783
Other transportation engineering projects, including mass transit engineering projects.....		541330-20102	12/09	142.632	142.471	142.871	142.916	142.935
Municipal utility and power generation and distribution engineering projects.....		541330-202	12/09	144.158	144.158	144.997	144.997	144.997
All other non-building related engineering projects.....		541330-203	12/09	154.013	154.013	154.336	154.336	154.336
Other receipts.....		541330-SM	12/96	179.815	180.236	180.190	180.208	180.221
Management and technical consulting services.....	5416		06/06	129.281	133.334	130.586	130.594	131.900
Management consulting services.....	54161		06/06	129.282	133.335	130.586	130.595	131.900
Management consulting services.....	541610		06/06	128.932	134.286	130.399	130.506	132.239
Primary services.....		541610-P	06/06	128.747	135.253	130.358	130.554	132.666
Administrative and general management consulting services.....		541610-1	06/06	146.122	158.140	148.660	148.788	152.671
Marketing consulting services.....		541610-3	06/06	67.389	67.391	67.394	67.394	67.394
Process, physical distribution and logistics consulting services.....		541610-4	06/06	119.731	120.009	120.612	121.852	122.571
Human resources consulting services.....		541610-5	06/06	115.919	117.010	118.255	118.443	118.174
Advertising agencies.....	54181		12/03	123.854	123.883	123.833	123.787	123.757
Advertising agencies.....	541810		06/95	150.139	150.174	150.113	150.057	150.021
Primary services.....		541810-P	06/95	153.113	153.151	153.085	153.024	152.984
Advertising agency services.....		541810-4	09/21	109.256	109.283	109.235	109.192	109.164
Advertising creative services billed separately.....		541810-401	06/95	142.072	142.505	142.505	142.505	142.505
Advertising placement services, including bundled placement and creative services.....		541810-402	06/95	163.218	163.091	162.982	162.884	162.818
Other advertising services billed separately.....		541810-403	12/08	102.598	102.598	102.598	102.598	102.598
Employment services.....	5613		12/96	159.886	159.375	159.663	159.874	160.145
Employee leasing services.....	56133		12/03	130.804	130.804	130.847	131.015	131.015
Professional employer organizations.....	561330		12/03	130.804	130.804	130.847	131.015	131.015
Primary services.....		561330-P	06/94	169.183	169.183	169.238	169.457	169.457
Co-employment staffing.....		561330-1	06/94	169.183	169.183	169.238	169.457	169.457
Staffing services (except PEOs).....	56138		12/10	135.973	135.207	135.605	135.788	136.194
Staffing services (except PEOs).....	561380		12/10	135.962	135.196	135.594	135.777	136.183
Primary services.....		561380-P	12/10	136.741	135.950	136.355	136.542	136.956
Temporary help services.....		561380-1	06/94	178.945	177.685	178.258	178.535	178.917
Temporary help services, office and clerical.....		561380-101	06/94	190.425	190.669	191.167	191.356	190.816
Temporary help services, light and heavy industrial.....		561380-102	06/94	184.647	184.652	184.785	188.286	189.122
Temporary help services, technical and professional.....		561380-103	06/94	100.989	101.467	102.427	101.998	103.345
Temporary help services, medical.....		561380-104	06/94	196.513	185.309	179.141	174.972	171.167
Temporary help services, other.....		561380-105	06/94	183.911	180.631	185.246	184.043	182.588
Employment placement services.....		561380-2	12/03	142.990	143.510	143.230	143.807	144.081
Executive search services.....		561380-3	12/06	108.163	109.539	110.384	109.084	113.078
Travel agencies.....	56151		12/03	108.982	109.326	108.838	108.806	108.532
Travel agencies.....	561510		12/89	122.109	122.492	121.944	121.909	121.601
Primary services.....		561510-P	12/89	123.469	122.941	122.129	122.076	121.620
Flight bookings.....		561510-1	12/89	102.429	101.883	100.180	100.426	100.147
Domestic flight bookings.....		561510-111	12/89	103.337	103.676	103.370	103.370	103.370
International flight bookings.....		561510-112	12/89	74.197	73.249	71.137	71.470	71.093
Other travel agency services, except flight bookings.....		561510-2	12/89	176.091	175.461	175.491	175.081	174.317
Hotel and car rental bookings.....		561510-211	12/89	176.078	175.784	174.452	174.259	174.091
Hotel bookings.....		561510-2111	12/11	104.291	104.118	103.345	103.232	103.142
Car rental bookings.....		561510-2112	12/11	100.101	99.790	95.330	94.928	92.956
Cruise and tour bookings.....		561510-222	06/02	112.311	111.882	112.543	111.786	110.288
Cruise bookings.....		561510-2221	12/11	116.635	116.848	118.162	117.217	115.347
Packaged tour bookings.....		561510-2222	12/11	88.747	85.931	84.090	84.090	84.090
All other travel agency services.....		561510-233	06/02	135.737	135.154	135.154	135.154	135.154
Security guards and patrol services.....	561612		12/04	161.668	161.474	162.779	162.452	166.294
Primary services.....		561612-P	12/04	161.472	161.278	162.582	162.256	166.093
Security guard services.....		561612-1	12/04	161.472	161.278	162.582	162.256	166.093
Janitorial services.....	56172		12/03	137.643	134.494	134.385	134.556	134.601
Janitorial services.....	561720		12/94	162.822	159.097	158.968	159.170	159.224
Primary services.....		561720-P	12/94	163.906	160.000	159.865	160.077	160.133
Janitorial cleaning services.....		561720-5	12/94	163.906	160.000	159.865	160.077	160.133

See footnotes at end of table.

Table 11. Producer price indexes for net output of selected industries and their products, not seasonally adjusted — Continued
 [December 2023]

Title ¹	Industry code	Product code	Index base	Unadjusted index ²				
				Aug. 2023	Sept. 2023 ^P	Oct. 2023 ^P	Nov. 2023 ^P	Dec. 2023 ^P
Janitorial services - Continued								
Nonresidential cleaning services.....		561720-51	06/03	136.049	132.523	132.400	132.592	132.643
Residential cleaning services.....		561720-52	06/03	166.937	166.937	166.937	166.937	166.937
Waste collection.....	5621		12/03	184.454	185.942	185.985	186.801	185.050
Waste collection.....	56211		12/03	184.455	185.943	185.986	186.802	185.051
Solid waste collection.....	562111		12/03	184.472	185.960	186.003	186.818	185.067
Primary services.....		562111-P	06/93	255.216	257.367	257.418	258.788	256.330
Solid waste collection services.....		562111-2	06/93	255.216	257.367	257.418	258.788	256.330
Offices of physicians.....	6211		12/96	144.138	144.149	144.272	144.270	144.261
Offices of physicians.....	62111		12/96	144.138	144.149	144.272	144.270	144.261
Offices of physicians, except mental health.....	621111		12/93	155.333	155.345	155.478	155.475	155.466
Primary services.....		621111-P	12/93	156.006	156.018	156.155	156.152	156.143
One and two physician practices and single specialty group practices.....		621111-4	12/93	149.079	149.079	149.158	149.158	149.168
General/family practice.....		621111-411	12/93	165.872	165.872	166.472	166.472	166.546
Internal medicine.....		621111-412	12/99	132.131	132.131	132.131	132.131	132.131
General surgery and other surgical specialties.....		621111-413	12/99	116.920	116.920	116.726	116.726	116.726
Pediatrics.....		621111-414	12/93	248.686	248.686	249.130	249.130	249.130
Obstetrics/gynecology.....		621111-415	12/93	149.237	149.237	149.237	149.237	149.237
Other specialty.....		621111-419	12/99	127.454	127.454	127.456	127.456	127.456
Multispecialty group practice.....		621111-5	12/93	184.559	184.605	184.903	184.893	184.833
Offices of dentists.....	6212		06/10	131.466	131.466	131.434	131.595	131.595
Offices of dentists.....	62121		06/10	131.466	131.466	131.434	131.595	131.595
Offices of dentists.....	621210		06/10	131.469	131.469	131.437	131.598	131.598
Primary services.....		621210-P	06/10	131.661	131.661	131.630	131.791	131.791
Dental visits and consultations.....		621210-1	06/10	143.367	143.367	143.288	143.776	143.776
Private insurance patients: dental visits and consultations.....		621210-11	06/14	132.314	132.314	132.238	132.997	132.997
Medicare, Medicaid and all other patients: dental visits and consultations.....		621210-12	06/14	129.989	129.989	129.923	129.923	129.923
Dental surgical intervention services.....		621210-2	06/10	117.588	117.588	117.588	117.588	117.588
Private insurance patients: dental surgical intervention services.....		621210-21	06/14	114.204	114.204	114.204	114.204	114.204
Medicare, Medicaid and all other patients: dental surgical intervention services..		621210-22	06/14	112.477	112.477	112.477	112.477	112.477
Dental non-surgical intervention services.....		621210-3	06/10	128.598	128.598	128.586	128.586	128.586
Private insurance patients: dental non-surgical intervention services.....		621210-31	06/14	113.455	113.455	113.445	113.445	113.445
Medicare, Medicaid and all other patients: dental non-surgical intervention services.....		621210-32	06/14	129.214	129.214	129.202	129.202	129.202
Medical and diagnostic laboratories.....	6215		12/03	103.850	103.885	103.885	103.830	103.830
Medical and diagnostic laboratories.....	62151		12/03	103.850	103.885	103.885	103.830	103.830
Medical laboratories.....	621511		12/03	100.878	100.908	100.908	100.826	100.826
Primary services.....		621511-P	06/94	120.012	120.047	120.047	119.949	119.949
Medical laboratory services.....		621511-2	06/94	120.012	120.047	120.047	119.949	119.949
Medicare patients.....		621511-23	06/14	79.423	79.423	79.423	79.423	79.423
Medicaid patients.....		621511-24	06/14	95.625	95.625	95.625	95.625	95.625
Private insurance patients.....		621511-25	06/14	98.177	98.227	98.227	98.086	98.086
All other patients.....		621511-26	06/14	103.207	103.207	103.207	103.207	103.207
Diagnostic imaging centers.....	621512		12/03	107.989	108.034	108.034	108.034	108.034
Primary services.....		621512-P	06/94	113.312	113.359	113.359	113.359	113.359
Diagnostic imaging services.....		621512-4	06/94	113.312	113.359	113.359	113.359	113.359
Medicare and Medicaid patients.....		621512-41	06/14	91.903	92.039	92.039	92.039	92.039
Private insurance and all other patients.....		621512-42	06/14	104.908	104.917	104.917	104.917	104.917
Home health care services.....	6216		12/96	162.348	163.032	163.669	163.686	163.686
Home health care services.....	62161		12/96	162.348	163.032	163.669	163.686	163.686
Home health care services.....	621610		12/96	162.417	163.103	163.739	163.755	163.755
Primary services.....		621610-P	12/96	156.501	157.206	157.778	157.778	157.778
Medicare and Medicaid patients.....		621610-3	12/03	131.899	132.572	133.252	133.252	133.252
Medicare patients.....		621610-31	12/96	138.359	138.359	139.880	139.880	139.880
Medicaid patients.....		621610-32	12/03	145.979	147.277	147.397	147.398	147.398
Private insurance and all other patients.....		621610-4	12/03	154.776	155.250	155.250	155.250	155.250
Private insurance patients.....		621610-41	06/14	109.336	112.620	112.620	112.620	112.620
All other patients.....		621610-42	06/14	154.852	154.852	154.852	154.852	154.852
Other receipts.....		621610-SM	12/96	297.508	297.508	299.857	300.307	300.307
All other ambulatory health care services.....	62199		06/06	132.789	131.701	132.006	132.798	133.205
Blood and organ banks.....	621991		06/06	132.783	131.695	132.000	132.792	133.199
Primary services.....		621991-P	06/06	131.251	130.154	130.443	131.241	131.645
Human blood services.....		621991-1	06/06	118.304	117.075	117.064	117.385	117.965

See footnotes at end of table.

Table 11. Producer price indexes for net output of selected industries and their products, not seasonally adjusted — Continued
 [December 2023]

Title ¹	Industry code	Product code	Index base	Unadjusted index ²				
				Aug. 2023	Sept. 2023 ^P	Oct. 2023 ^P	Nov. 2023 ^P	Dec. 2023 ^P
Blood and organ banks - Continued								
Human red blood and whole blood services.....		621991-12	06/06	115.250	115.431	115.779	115.633	116.073
Human blood plasma services.....		621991-13	06/06	117.906	115.071	114.639	115.404	116.186
Human blood platelet and other blood services.....		621991-14	06/06	133.416	133.965	134.466	134.493	134.773
Human organ, bone, tissue, and other bank services.....		621991-2	06/06	185.607	184.891	186.245	188.758	188.578
Other receipts.....		621991-SM	06/06	154.338	154.186	155.110	155.276	155.688
Hospitals.....	622		12/92	229.533	228.890	231.107	231.127	231.242
General medical and surgical hospitals.....	6221		12/03	166.957	166.468	167.987	167.989	168.063
General medical and surgical hospitals.....	62211		12/03	166.930	166.440	167.959	167.961	168.035
General medical and surgical hospitals.....	622110		12/92	230.425	229.750	231.846	231.849	231.951
Primary services.....		622110-P	12/92	238.092	237.354	239.644	239.647	239.759
Certain infectious and parasitic diseases.....		622110-201	06/08	132.362	132.362	131.960	131.960	131.960
Neoplasms.....		622110-202	12/17	126.789	128.528	130.158	130.158	130.201
Diseases of the blood & blood-forming organs & certain disorders involving the immune mechanism.....		622110-203	12/17	128.310	128.310	128.341	128.341	128.341
Endocrine, nutritional and metabolic diseases.....		622110-204	12/17	107.223	107.223	106.844	106.844	106.844
Mental and behavioural disorders.....		622110-205	12/17	135.236	123.450	123.724	123.724	123.724
Diseases of the nervous system.....		622110-206	12/17	111.747	112.714	113.890	113.948	113.948
Diseases of the circulatory system.....		622110-209	06/08	134.678	134.678	135.243	134.543	134.863
Diseases of the respiratory system.....		622110-210	12/17	117.977	117.977	120.450	120.450	120.438
Diseases of the digestive system.....		622110-211	06/08	151.329	151.832	155.214	155.023	155.098
Diseases of the skin and subcutaneous tissue.....		622110-212	06/08	118.848	118.848	120.718	120.718	120.718
Diseases of the musculoskeletal system and connective tissue.....		622110-213	06/08	151.400	151.400	153.780	153.377	153.500
Diseases of the genitourinary system.....		622110-214	12/17	110.235	110.235	111.690	114.118	113.784
Pregnancy, childbirth and the puerperium.....		622110-215	06/08	176.394	178.901	179.348	179.839	179.749
Certain conditions originating in the perinatal period.....		622110-216	06/08	152.340	152.340	153.339	153.067	153.181
Symptoms, signs and abnormal clinical and laboratory findings, not elsewhere classified.....		622110-218	12/17	120.434	120.434	120.638	120.638	120.910
Injury, poisoning and certain other consequences of external causes.....		622110-219	12/17	112.014	112.682	113.531	113.531	113.531
Factors influencing health status and contact with health services.....		622110-221	12/17	116.847	116.847	118.133	118.133	118.106
Other diseases.....		622110-223	12/17	115.486	115.486	115.297	115.297	114.900
Psychiatric and substance abuse hospitals.....	6222		12/03	172.754	172.754	172.754	172.786	172.786
Psychiatric and substance abuse hospitals.....	62221		12/03	172.754	172.754	172.754	172.786	172.786
Psychiatric and substance abuse hospitals.....	622210		12/92	203.515	203.515	203.515	203.553	203.553
Primary services.....		622210-P	12/92	203.506	203.506	203.506	203.543	203.543
Psychiatric hospitals.....		622210-3	12/92	210.661	210.661	210.661	210.711	210.711
Medicare patients: psychiatric hospitals.....		622210-31	06/14	122.416	122.416	122.416	122.416	122.416
Medicaid patients: psychiatric hospitals.....		622210-32	06/14	161.745	161.745	161.745	161.745	161.745
Private insurance and all other patients: psychiatric hospitals.....		622210-33	06/14	131.185	131.185	131.185	131.233	131.233
Other specialty hospitals.....	6223		12/03	164.941	164.703	169.576	169.883	170.247
Other specialty hospitals.....	62231		12/03	164.941	164.703	169.576	169.883	170.247
Other specialty hospitals.....	622310		12/92	247.253	246.897	254.209	254.670	255.216
Primary services.....		622310-P	12/92	283.396	282.940	292.286	292.875	293.572
Specialty, except psychiatric and substance abuse, hospitals.....		622310-6	12/92	283.396	282.940	292.286	292.875	293.572
Medicare patients.....		622310-61	06/14	116.316	116.429	118.382	118.743	118.898
Medicaid patients.....		622310-62	06/14	108.826	106.733	133.974	134.745	137.666
Private insurance and all other patients.....		622310-63	06/14	108.263	108.247	108.758	108.814	108.688
Nursing care facilities.....	6231		12/03	177.655	177.265	178.844	178.698	178.713
Nursing care facilities.....	62311		12/03	177.655	177.265	178.843	178.697	178.713
Nursing care facilities.....	623110		12/94	269.526	268.934	271.328	271.107	271.131
Primary services.....		623110-P	12/94	271.246	270.620	273.152	272.918	272.942
Medicare and Medicaid patients.....		623110-1	12/94	260.161	259.039	262.916	262.811	262.658
Medicaid patients.....		623110-101	06/12	150.256	149.218	150.191	150.104	149.962
Medicare patients.....		623110-102	06/12	119.248	119.250	122.703	122.691	122.691
Private insurance and all other patients.....		623110-3	12/94	289.999	290.063	290.737	290.318	290.591
Private insurance patients.....		623110-301	06/14	105.795	105.795	105.795	105.795	105.795
All other patients.....		623110-302	06/14	136.526	136.562	136.943	136.706	136.861
Residential developmental disability homes.....	62321		12/03	229.079	229.199	231.012	231.066	231.066
Residential developmental disability homes.....	623210		12/03	229.071	229.191	231.003	231.057	231.057
Primary services.....		623210-P	12/03	228.920	229.058	229.170	229.232	229.232
Residential intellectual and developmental disability services.....		623210-1	12/03	228.920	229.058	229.170	229.232	229.232
Medicaid patients.....		623210-11	06/14	147.925	148.038	148.128	148.179	148.179
Non-Medicaid patients.....		623210-12	06/14	156.714	156.714	156.714	156.714	156.714
Amusement and theme parks.....	7131		06/06	203.054	203.311	216.198	219.425	223.896

See footnotes at end of table.

Table 11. Producer price indexes for net output of selected industries and their products, not seasonally adjusted — Continued
 [December 2023]

Title ¹	Industry code	Product code	Index base	Unadjusted index ²				
				Aug. 2023	Sept. 2023 ^P	Oct. 2023 ^P	Nov. 2023 ^P	Dec. 2023 ^P
Amusement and theme parks.....	71311		06/06	202.739	202.996	215.862	219.084	223.548
Amusement and theme parks.....	713110		06/06	202.725	202.981	215.847	219.070	223.535
Primary services.....		713110-P	06/06	197.971	198.149	210.779	214.232	218.821
Amusement and theme park admissions.....		713110-1	06/06	208.871	209.348	228.060	233.364	240.410
Amusement and theme park food and beverage sales.....		713110-2	06/06	208.599	208.599	208.599	208.599	208.599
Amusement and theme park merchandise sales, games, and other services.....		713110-3	06/06	132.063	130.005	136.929	136.929	136.929
Other receipts.....		713110-SM	06/06	266.299	268.065	283.672	281.849	283.201
Golf courses and country clubs.....	71391		12/05	157.746	157.729	157.823	161.559	163.529
Golf courses and country clubs.....	713910		12/05	157.747	157.730	157.824	161.560	163.530
Primary services.....		713910-P	12/05	157.745	157.726	157.823	161.751	163.794
Membership dues and fees.....		713910-1	12/05	172.601	172.564	172.564	172.564	172.564
Greens and guest fees.....		713910-2	12/05	121.901	121.901	122.279	137.010	143.165
Food and beverage sales.....		713910-3	12/05	176.849	176.849	176.849	177.415	179.661
Equipment rentals and all other golf services.....		713910-4	12/05	136.398	136.398	136.398	137.348	137.348
Fitness and recreational sports centers.....	71394		12/04	117.049	117.061	117.365	117.754	120.404
Fitness and recreational sports centers.....	713940		12/04	117.051	117.063	117.368	117.757	120.408
Primary services.....		713940-P	12/04	112.660	112.673	113.006	113.431	116.326
Fitness and recreational facility memberships.....		713940-1	12/04	101.811	101.828	102.103	102.653	106.402
Recreational facility admissions, classes, and other fitness center services.....		713940-2	12/04	149.479	149.479	150.011	150.011	150.011
Other receipts.....		713940-SM	12/04	134.673	134.673	134.673	134.673	134.673
Accommodation.....	721		12/96	197.144	195.650	194.911	191.476	183.689
Accommodation.....	7211		12/96	197.144	195.651	194.911	191.476	183.689
Hotels (exc casino hotels) and motels.....	72111		12/03	176.525	173.196	172.081	167.511	159.707
Hotels and motels, except casino hotels.....	721110		12/03	176.539	173.208	172.093	167.523	159.715
Primary services.....		721110-P	12/03	179.097	175.632	174.509	169.865	161.790
Guestroom rental.....		721110-1	12/03	184.576	180.225	178.678	172.507	162.170
Limited service hotels and motels guestroom rental.....		721110-101	06/93	209.792	206.560	200.850	194.907	181.160
Full service hotels and motels guestroom rental.....		721110-102	06/93	283.751	280.721	281.430	265.726	249.752
Luxury and resort hotels guestroom rental.....		721110-103	06/93	269.571	257.465	254.331	252.157	238.631
Hotel and motel food and beverage and related services.....		721110-2	12/03	155.523	155.329	156.000	156.856	156.995
Hotel and motel food and nonalcoholic beverage and related services.....		721110-201	12/03	152.111	151.824	152.527	153.183	153.187
Hotel and motel alcoholic beverage and related services.....		721110-202	12/03	173.487	173.753	174.270	176.121	176.936
Other hotel and motel services.....		721110-5	12/10	159.846	159.389	159.040	159.882	159.843
Other receipts.....		721110-SM1	12/10	180.171	183.979	182.081	178.089	183.056
Casino hotels.....	72112		12/03	129.962	133.544	134.095	135.257	132.032
Casino hotels.....	721120		12/03	129.942	133.523	134.074	135.236	132.011
Primary services.....		721120-P	12/03	131.411	135.056	135.627	136.641	133.167
Casino hotel guestroom rental.....		721120-1	06/01	149.389	168.515	158.252	164.730	135.075
Casino hotel food and beverage and related services.....		721120-2	12/03	215.906	215.906	225.019	225.297	225.526
Casino hotel food and nonalcoholic beverage and related services.....		721120-201	12/03	193.063	193.063	202.802	202.819	202.811
Casino hotel alcoholic beverage and related services.....		721120-202	12/03	281.461	281.461	288.515	289.583	290.530
Casino gaming receipts.....		721120-5	06/01	112.023	112.669	114.555	114.375	116.385
Other casino hotel services.....		721120-6	06/11	108.346	108.346	108.346	109.246	109.246
Other receipts.....		721120-SM1	06/11	134.451	135.830	135.098	152.061	169.508
Commercial machinery repair and maintenance.....	8113		06/06	188.132	191.369	191.369	191.369	191.369
Commercial machinery repair and maintenance.....	81131		06/06	188.154	191.391	191.391	191.391	191.391
Commercial machinery repair and maintenance.....	811310		06/06	188.084	191.320	191.320	191.320	191.320
Primary services.....		811310-P	06/06	170.372	173.353	173.353	173.353	173.353
Maintenance and repair services for agricultural, construction, and mining machinery.....		811310-5	12/13	168.580	170.070	170.070	170.070	170.070
Maintenance and repair services for commercial and service industry machinery.....		811310-6	12/13	143.959	149.009	149.009	149.009	149.009
Maintenance and repair services for industrial machinery.....		811310-7	12/13	122.530	124.631	124.631	124.631	124.631
Maintenance and repair services for general purpose machinery.....		811310-8	12/13	139.151	139.151	139.151	139.151	139.151
Special indexes								
New nonresidential building construction by contractor type/region.....	236400		02/14	160.655	160.738	160.187	159.914	160.027
General contractors.....		236400-1	02/14	157.560	157.692	157.133	156.859	156.734
General contractors, Northeast.....		236400-11	02/14	146.499	146.572	146.149	146.651	146.485
General contractors, South.....		236400-12	02/14	162.051	162.542	161.996	160.862	160.845
General contractors, Midwest.....		236400-13	02/14	144.514	144.220	144.721	144.994	144.635
General contractors, West.....		236400-14	02/14	170.145	170.189	168.616	168.558	168.510
Plumbing, heating, and air conditioning contractors.....		236400-221	02/14	150.925	151.005	152.122	151.255	151.451
Plumbing, heating, and air conditioning contractors, Northeast.....		236400-2211	02/14	175.161	175.161	176.092	175.715	176.314
Plumbing, heating, and air conditioning contractors, South.....		236400-2212	02/14	147.721	147.721	148.981	148.851	149.662

See footnotes at end of table.

Table 11. Producer price indexes for net output of selected industries and their products, not seasonally adjusted — Continued
 [December 2023]

Title ¹	Industry code	Product code	Index base	Unadjusted index ²				
				Aug. 2023	Sept. 2023 ^p	Oct. 2023 ^p	Nov. 2023 ^p	Dec. 2023 ^p
New nonresidential building construction by contractor type/region - Continued								
Plumbing, heating, and air conditioning contractors, Midwest.....		236400-2213	02/14	138.162	138.105	138.920	138.892	139.002
Plumbing, heating, and air conditioning contractors, West.....		236400-2214	02/14	146.270	146.650	147.985	144.946	144.027
Electrical contractors.....		236400-222	02/14	178.095	178.330	176.952	176.952	176.989
Electrical contractors, Northeast.....		236400-2221	02/14	182.205	182.328	180.952	180.952	180.810
Electrical contractors, South.....		236400-2222	02/14	177.540	177.540	175.571	175.571	175.503
Electrical contractors, Midwest.....		236400-2223	02/14	165.374	166.185	165.250	165.250	165.736
Electrical contractors, West.....		236400-2224	02/14	186.578	186.731	185.802	185.802	185.733
Roofing contractors.....		236400-223	02/14	179.162	178.132	179.254	179.399	178.957
Roofing contractors, Northeast.....		236400-2231	02/14	154.603	154.524	158.484	158.484	157.926
Roofing contractors, South.....		236400-2232	02/14	205.724	201.410	203.671	203.489	202.030
Roofing contractors, Midwest.....		236400-2233	02/14	174.113	174.641	175.183	175.587	175.587
Roofing contractors, West.....		236400-2234	02/14	160.586	160.785	160.079	160.339	160.504
Poured concrete foundation and structure contractors.....		236400-224	02/14	162.617	162.549	165.576	165.682	165.799
Poured concrete foundation and structure contractors, Northeast.....		236400-2241	02/14	150.218	150.218	154.669	154.728	154.725
Poured concrete foundation and structure contractors, South.....		236400-2242	02/14	174.955	175.088	178.696	178.895	178.672
Poured concrete foundation and structure contractors, Midwest.....		236400-2243	02/14	155.167	154.688	156.462	156.579	156.625
Poured concrete foundation and structure contractors, West.....		236400-2244	02/14	159.241	159.241	162.066	162.066	162.712
New nonresidential building construction by region.....	236500		02/14	160.975	161.066	160.428	160.171	160.274
New nonresidential building construction, Northeast.....		236500-1	02/14	166.789	166.827	167.165	167.304	168.072
New nonresidential building construction, South.....		236500-2	02/14	159.229	159.425	159.143	158.594	158.658
New nonresidential building construction, Midwest.....		236500-3	02/14	151.662	151.559	151.892	151.927	151.819
New nonresidential building construction, West.....		236500-4	02/14	166.956	167.076	164.770	164.457	164.378
Nonresidential building maintenance & repair.....	2381MR		04/09	147.293	147.314	147.396	147.461	147.572
General medical and surgical hospitals by patient type.....	62211A							
Medicare patients.....		62211A-2	12/92	191.489	191.489	195.070	195.070	195.142
Medicaid patients.....		62211A-4	12/92	151.590	151.590	151.590	151.590	151.590
Private insurance and all other patients.....		62211A-6	12/92	306.278	304.078	305.531	305.473	305.706
Private insurance patients.....		62211A-61	06/14	133.080	133.227	133.909	133.881	133.975
All other patients.....		62211A-62	06/14	135.932	126.757	127.019	127.019	127.172
Premiums for property and casualty insurance ³	924126		06/98	168.454	169.443	169.473	169.537	169.671
Primary services.....		924126-P	06/98	168.616	169.606	169.636	169.700	169.834
Premiums for private passenger auto insurance.....		924126-1	06/98	207.217	207.673	207.854	208.177	208.420
Premiums for homeowner's insurance.....		924126-2	06/98	228.179	233.743	233.854	233.674	234.001
Premiums for commercial auto insurance.....		924126-3	06/98	120.408	120.995	120.995	121.129	121.129
Premiums for non-auto liability insurance.....		924126-4	06/98	125.011	125.317	125.317	125.317	125.317
Premiums for medical malpractice insurance.....		924126-402	06/98	119.025	119.025	119.025	119.025	119.025
Premiums for product and other non-auto liability insurance.....		924126-403	06/98	125.844	126.204	126.204	126.204	126.204
Premiums for commercial multiple peril insurance.....		924126-5	06/98	141.127	142.365	142.362	142.362	142.362
Premiums for worker's compensation insurance.....		924126-6	06/98	97.749	97.275	97.275	96.809	96.809
Premiums for other property and casualty insurance.....		924126-7	12/03	119.952	119.952	119.534	119.534	119.534

¹ Industry and product class indexes may include products not shown separately.

² All indexes are subject to revision for 4 months after their originally scheduled publication to incorporate late reports and corrections by survey respondents.

³ The special index for 924126, in which prices reflect premiums only, contrasts with the index shown elsewhere in this table for NAICS 524126, where prices reflect premiums plus the amount of investment income earned on the invested portion of the premium.

^p Preliminary

"-" Data not available.

n.e.c. = Not elsewhere classified.

NOTE: Titles of some industries and products are not shown in this table because they fail to meet our publication criteria.

Table 12. Producer price index percentage changes for the net output of selected industries and their products, not seasonally adjusted
 [December 2023]

Title ¹	Industry code	Product code	Unadjusted 12-month percent change ²	Unadjusted 1-month percent change ²				
				Dec. 2022 to Dec. 2023 ^P	July to Aug.	Aug. to Sept. ^P	Sept. to Oct. ^P	Oct. to Nov. ^P
Logging.....	1133		-5.2	0.8	-0.1	0.1	-1.3	-0.2
Logging.....	11331		-5.2	0.8	-0.1	0.1	-1.3	-0.2
Logging.....	113310		-5.2	0.8	-0.1	0.1	-1.3	-0.2
Primary products.....		113310-P	-5.2	0.8	-0.1	0.1	-1.3	-0.2
Secondary products and miscellaneous receipts.....		113310-SM						
Mining								
Total mining industries.....			-18.2	3.4	4.6	-1.7	-3.2	-5.1
Oil and gas extraction.....	211		-29.7	6.4	8.0	-3.0	-6.1	-9.3
Oil and gas extraction.....	2111		-29.7	6.4	8.0	-3.0	-6.1	-9.3
Crude petroleum and natural gas extraction.....	211111		-29.2	6.6	8.2	-2.6	-6.9	-10.7
Primary products.....		211111-P	-29.2	6.6	8.2	-2.6	-6.9	-10.7
Crude petroleum.....		211111-1	-10.8	8.1	10.3	-3.4	-9.7	-13.2
Natural gas (from the wellhead).....		211111-3	-60.8	-0.4	-2.4	1.8	7.8	0.9
Natural gas liquids extraction.....	211112		-32.8	4.9	6.6	-6.3	0.0	0.1
Primary products.....		211112-P	-32.8	4.9	6.6	-6.3	0.0	0.1
Natural gas liquids.....		211112-1	-14.0	5.5	9.6	-7.1	-5.9	-1.4
Isopentane and natural gasoline.....		211112-11	-5.7	11.5	9.7	-8.7	-8.2	-3.8
Propane.....		211112-12	-5.5	12.2	9.7	-7.8	-9.1	6.5
Butane.....		211112-13	16.6	16.7	5.2	-8.7	10.4	24.9
Plant condensate, ethane, gas mixtures, and other natural gas liquids.....		211112-14	-24.9	-0.1	10.5	-6.1	-7.5	-9.2
Residue gas shipped from natural gas liquids plants.....		211112-3	-58.0	2.8	-4.0	-2.9	22.6	4.7
Mining (except oil & gas).....	212		4.4	-0.8	-0.5	0.9	1.0	0.9
Coal mining.....	2121		-0.1	1.4	-3.2	2.5	-1.5	1.0
Coal mining.....	21211		-0.1	1.4	-3.2	2.5	-1.5	1.0
Coal mining.....	212110		-0.2	1.4	-3.2	2.5	-1.5	1.0
Primary products.....		212110-P	-0.3	1.4	-3.2	2.5	-1.5	1.0
Coal, utility sold.....		212110-1	0.6	1.5	-3.9	3.1	-2.4	1.3
Bituminous coal and lignite surface mining (utility sold).....		212110-11	2.1	6.1	-9.1	10.8	-8.1	5.8
Raw bituminous and lignite from surface mining operations (utility sold).....		212110-111	-10.4	3.8	-2.5	7.3	-7.2	-0.7
Processed bituminous coal and lignite surface operations (utility sold).....		212110-113	6.1	6.8	-10.9	11.8	-8.3	7.7
Bituminous coal underground mining (utility sold).....		212110-12	-0.2	-0.8	-1.2	-0.7	0.7	-0.9
Raw bituminous coal shipped from underground mining operations (utility sold).....		212110-121	12.8	-0.3	1.2	-0.3	1.6	0.5
Processed bituminous coal shipped from underground mines (utility sold).....		212110-123	-1.9	-0.9	-1.6	-0.7	0.5	-1.1
Coal exports.....		212110-4	-9.5	0.8	-1.7	0.8	0.5	0.8
Coal non-utility sold (including anthracite).....		212110-5	4.6	0.5	3.1	-2.0	6.2	-2.0
Secondary products and miscellaneous receipts.....		212110-SM						
Metal ore mining.....	2122		6.2	-3.1	0.6	1.2	3.4	1.6
Iron ore mining.....	21221		-6.0	1.1	0.5	-1.1	-1.9	0.0
Iron ore mining.....	212210		-6.0	1.1	0.5	-1.1	-1.9	0.0
Primary products.....		212210-P	-6.0	1.1	0.5	-1.1	-1.9	0.0
Iron ore (including crude, concentrates, agglomerates and pellets).....		212210-0	-6.0	1.1	0.5	-1.1	-1.9	0.0
Copper, nickel, lead & zinc mining.....	21223		11.1	-6.8	1.2	0.2	11.5	3.8
Copper, nickel, lead and zinc mining.....	212230		11.1	-6.8	1.2	0.2	11.6	3.8
Primary products.....		212230-P	12.5	-7.4	1.6	0.7	12.4	4.3
Secondary products and miscellaneous receipts.....		212230-SM						
Nonmetallic mineral mining & quarrying.....	2123		6.1	-0.1	0.5	-0.4	0.4	0.2
Stone mining & quarrying.....	21231		9.3	1.0	0.1	0.0	0.1	0.4
Dimension stone mining and quarrying.....	212311		27.3	0.0	0.0	0.0	0.0	0.0
Primary products.....		212311-P	28.5	0.0	0.0	0.0	0.0	0.0
Dimension stone.....		212311-0	28.5	0.0	0.0	0.0	0.0	0.0
Secondary products and miscellaneous receipts.....		212311-SM						
Crushed and broken limestone mining.....	212312		9.2	0.7	0.2	0.0	0.2	0.5
Primary products.....		212312-P	9.4	0.8	0.2	0.0	0.2	0.6
Crushed and broken limestone.....		212312-0	9.4	0.8	0.2	0.0	0.2	0.6
Secondary products and miscellaneous receipts.....		212312-SM						
Crushed and broken granite mining.....	212313		8.7	0.3	-0.3	0.0	0.0	0.0

See footnotes at end of table.

Table 12. Producer price index percentage changes for the net output of selected industries and their products, not seasonally adjusted — Continued
 [December 2023]

Title ¹	Industry code	Product code	Unadjusted 12-month percent change ²	Unadjusted 1-month percent change ²				
				Dec. 2022 to Dec. 2023 ^P	July to Aug.	Aug. to Sept. ^P	Sept. to Oct. ^P	Oct. to Nov. ^P
Crushed and broken granite mining - Continued								
Primary products.....		212313-P	8.7	0.3	-0.3	0.0	0.0	0.0
Crushed and broken granite.....		212313-0	8.7	0.3	-0.3	0.0	0.0	0.0
Secondary products and miscellaneous receipts.....		212313-SM						
Other crushed and broken stone mining.....	212319		7.3	3.3	0.0	0.0	0.0	0.0
Primary products.....		212319-P	7.7	3.4	0.0	0.0	0.0	0.0
Bituminous limestone and sandstone, and other crushed and broken stone.....		212319-0	7.7	3.4	0.0	0.0	0.0	0.0
Secondary products and miscellaneous receipts.....		212319-SM						
Sand/gravel/clay/refractory minerals mining.....	21232		7.8	0.8	0.1	0.0	0.2	0.0
Construction sand and gravel mining.....	212321		7.5	1.0	0.1	-0.1	0.2	0.0
Primary products.....		212321-P	7.8	1.0	0.1	-0.1	0.2	0.0
Construction sand and gravel (run of pit/bank, washed, screened, etc).....		212321-0	7.8	1.0	0.1	-0.1	0.2	0.0
Construction sand and gravel, Midwest.....		212321-02	8.6	0.8	0.0	-0.3	0.4	0.0
Construction sand and gravel, West.....		212321-04	7.8	1.5	0.1	0.0	0.1	0.1
Secondary products and miscellaneous receipts.....		212321-SM						
Miscellaneous receipts.....		212321-M	6.3	0.0	0.0	0.0	0.0	0.0
Kaolin, clay, and ceramic and refractory minerals mining.....	212323		9.3	0.0	0.0	0.2	0.3	0.0
Primary products.....		212323-P	9.3	0.0	0.0	0.2	0.3	0.0
Kaolin and ball clay.....		212323-1	-	0.0	0.0	-	-	-
Bentonite.....		212323-2	5.4	0.0	0.0	1.5	0.5	0.0
Secondary products and miscellaneous receipts.....		212323-SM						
Other nonmetallic mineral mining & quarrying.....	21239		-5.6	-5.3	2.6	-2.1	1.6	0.1
Other nonmetallic mineral mining and quarrying.....	212390		-5.6	-5.3	2.6	-2.1	1.6	0.1
Primary products.....		212390-P	-5.6	-5.3	2.6	-2.1	1.6	0.1
Rock salt.....		212390-5	-	1.8	0.0	0.0	-	-
All other nonmetallic minerals, including gypsum.....		212390-9	8.5	2.8	0.3	-3.8	6.6	0.0
Secondary and miscellaneous.....		212390-SM						
Mining support activities.....	213		2.0	-0.3	0.8	-0.7	1.2	0.2
Mining support activities.....	2131		2.0	-0.3	0.8	-0.7	1.2	0.2
Mining support activities.....	21311		2.0	-0.3	0.8	-0.7	1.2	0.2
Drilling oil and gas wells.....	213111		0.8	4.7	0.0	0.0	-0.4	-0.2
Primary services.....		213111-P	0.8	4.7	0.0	0.0	-0.4	-0.2
Oil and gas well directional drilling control.....		213111-03	-4.1	-0.2	0.0	0.0	0.0	-2.5
Drilling oil and gas wells, including drilling in, spudding in or tailing in.....		213111-04	1.8	5.7	0.0	0.0	-0.1	0.0
Reworking oil and gas wells.....		213111-05	-4.4	0.0	0.0	0.0	-3.4	0.0
Support activities for oil and gas operations.....	213112		2.3	-2.0	1.1	-0.9	1.9	0.3
Primary services.....		213112-P	2.7	-2.1	1.2	-1.0	2.0	0.3
Oil and gas field support services.....		213112-0	2.7	-2.1	1.2	-1.0	2.0	0.3
Secondary products and miscellaneous receipts.....		213112-SM						
Support activities for coal mining.....	213113		6.2	2.6	0.1	0.1	-0.2	0.0
Primary services.....		213113-P	6.2	2.6	0.1	0.1	-0.2	0.0
Coal mining services.....		213113-0	6.2	2.6	0.1	0.1	-0.2	0.0
Support activities for metal and nonmetallic minerals mining.....	213118		-	0.0	0.0	0.0	0.0	0.0
Primary services.....		213118-P	-	0.0	0.0	0.0	0.0	0.0
Support activities for metal and nonmetallic minerals mining.....		213118-1	-	0.0	0.0	0.0	0.0	0.0
Utilities.....	221		-19.1	13.1	-8.7	-7.6	2.1	-2.1
Electric power generation, transmission, and distribution.....	2211		-21.3	15.9	-10.4	-9.4	1.7	-2.8
Electric power generation.....	22111		-50.2	56.9	-28.0	-21.6	6.7	-8.3
Electric power generation.....	221110		-50.2	56.9	-28.0	-21.6	6.7	-8.3
Primary products.....		221110-P	-50.6	57.0	-28.3	-21.9	6.8	-8.5
Utilities.....		221110-4	-39.1	2.9	-11.1	-0.4	1.5	-5.0
Non-utilities.....		221110-5	-58.8	111.1	-36.8	-36.6	12.5	-11.8
Secondary products and miscellaneous receipts.....		221110-SM						
Electric power transmission, control, and distribution.....	22112		-1.3	0.0	0.3	-4.1	-0.1	-0.7
Electric bulk power transmission and control.....	221121		4.2	0.2	1.5	0.4	0.1	-0.6
Primary products.....		221121-P	4.2	0.2	1.5	0.4	0.1	-0.6
Electric bulk power transmission and control.....		221121-3	4.2	0.2	1.5	0.4	0.1	-0.6
Electric power distribution.....	221122		-1.5	0.0	0.2	-4.3	-0.1	-0.7

See footnotes at end of table.

Table 12. Producer price index percentage changes for the net output of selected industries and their products, not seasonally adjusted — Continued
 [December 2023]

Title ¹	Industry code	Product code	Unadjusted 12-month percent change ²	Unadjusted 1-month percent change ²				
			Dec. 2022 to Dec. 2023 ^P	July to Aug.	Aug. to Sept. ^P	Sept. to Oct. ^P	Oct. to Nov. ^P	Nov. to Dec. ^P
Electric power distribution - Continued								
Primary products.....		221122-P	5.5	0.2	0.2	-4.4	-0.6	0.0
Residential electric power.....		221122-41	4.8	0.2	0.0	-2.8	-0.7	0.0
New England residential electric power.....		221122-411	3.6	0.0	0.2	4.8	0.0	0.0
Middle Atlantic residential electric power.....		221122-412	-3.7	0.2	0.0	-2.0	1.0	-1.7
East North Central residential electric power.....		221122-413	11.5	0.1	0.0	-5.0	0.8	1.1
West North Central residential electric power.....		221122-414	-0.7	1.2	-3.0	-8.5	-0.1	-1.7
South Atlantic residential electric power.....		221122-415	8.3	0.9	0.9	-4.5	-0.1	0.2
East South Central residential electric power.....		221122-416	3.1	-0.3	-1.5	0.2	-0.5	0.1
West South Central residential electric power.....		221122-417	-2.0	-0.9	0.4	-1.8	-4.9	0.5
Mountain residential electric power.....		221122-418	5.0	0.0	-1.3	0.4	-2.4	0.3
Pacific residential electric power.....		221122-419	10.5	0.0	0.5	-2.9	0.0	0.0
Commercial electric power.....		221122-42	5.7	0.1	0.4	-5.6	-0.8	-0.2
New England commercial electric power.....		221122-421	-2.5	0.0	0.4	2.1	0.0	0.0
Middle Atlantic commercial electric power.....		221122-422	-10.9	-1.0	1.8	-9.6	0.3	-0.8
East North Central commercial electric power.....		221122-423	13.6	0.4	0.0	-6.4	0.6	0.9
West North Central commercial electric power.....		221122-424	-2.6	3.0	-3.4	-6.8	-0.6	-3.8
South Atlantic commercial electric power.....		221122-425	5.8	0.6	1.4	-1.2	-0.8	0.4
East South Central commercial electric power.....		221122-426	0.3	-0.4	-1.1	-1.6	-0.1	-0.9
West South Central commercial electric power.....		221122-427	-3.3	-0.7	1.2	-4.5	-5.2	0.0
Mountain commercial electric power.....		221122-428	10.6	0.0	-2.7	1.3	-1.4	0.7
Pacific commercial electric power.....		221122-429	27.1	0.0	0.8	-11.2	-0.5	0.0
Industrial electric power.....		221122-43	7.3	0.6	0.3	-5.9	0.1	0.2
New England industrial electric power.....		221122-431	-34.5	-3.0	-6.0	-9.1	6.9	12.6
Middle Atlantic industrial electric power.....		221122-432	-8.6	0.8	1.0	4.3	-1.3	0.3
East North Central industrial electric power.....		221122-433	52.9	1.5	-0.8	-7.4	3.2	2.3
West North Central industrial electric power.....		221122-434	-5.2	0.9	-5.6	-6.3	-4.8	-1.3
South Atlantic industrial electric power.....		221122-435	4.9	0.8	1.7	-0.2	-0.1	0.4
East South Central industrial electric power.....		221122-436	-0.2	0.6	-1.0	-3.2	-0.8	-0.7
West South Central industrial electric power.....		221122-437	-6.0	-0.7	-0.4	-2.1	-4.4	-0.1
Mountain industrial electric power.....		221122-438	-2.9	2.4	10.9	-19.2	9.8	-6.1
Pacific industrial electric power.....		221122-439	23.5	0.0	0.4	-8.2	-1.8	0.0
Transportation electric power.....		221122-45	8.2	0.0	1.2	-3.8	-0.6	0.1
Secondary products and miscellaneous receipts.....		221122-SM						
Miscellaneous receipts.....		221122-M	2.1	0.0	0.4	0.4	0.0	0.0
Natural gas distribution.....	2212		-9.4	1.2	-0.5	0.6	3.5	0.6
Natural gas distribution.....	22121		-9.4	1.2	-0.5	0.6	3.5	0.6
Natural gas distribution.....	221210		-9.4	1.2	-0.5	0.6	3.5	0.6
Primary products.....		221210-P	-9.6	1.3	-0.5	0.4	3.7	0.6
Natural gas to ultimate consumers.....		221210-11	-12.3	1.5	-0.6	0.1	4.2	0.8
Residential natural gas.....		221210-112	-9.9	1.0	-0.8	-0.1	4.3	0.0
New England residential natural gas.....		221210-1121	-3.9	-0.4	-0.9	1.2	33.5	-0.1
Middle Atlantic residential natural gas.....		221210-1122	-2.9	1.4	-0.1	-2.0	0.6	2.5
East North Central residential natural gas.....		221210-1123	-20.9	-0.4	-1.7	-0.7	4.5	-1.2
West North Central residential natural gas.....		221210-1124	-19.5	-1.4	-0.1	0.0	1.3	1.2
South Atlantic residential natural gas.....		221210-1125	-5.2	-0.6	-0.3	1.8	0.6	1.9
East South Central residential natural gas.....		221210-1126	-13.8	-0.5	-11.6	1.0	5.8	1.2
West South Central residential natural gas.....		221210-1127	-11.1	0.9	0.7	3.7	4.7	-0.8
Mountain residential natural gas.....		221210-1128	3.2	0.9	0.1	-0.1	-0.9	0.1
Pacific residential natural gas.....		221210-1129	-9.9	5.1	-0.8	0.3	6.8	-3.7
Commercial natural gas.....		221210-113	-15.8	1.8	-2.2	2.0	8.3	0.0
New England commercial natural gas.....		221210-1131	-7.9	-1.4	-3.2	1.7	56.5	-0.1
Middle Atlantic commercial natural gas.....		221210-1132	-11.1	4.1	-0.3	-0.7	2.1	1.2
East North Central commercial natural gas.....		221210-1133	-23.9	-1.0	-8.1	9.0	6.9	1.8
West North Central commercial natural gas.....		221210-1134	-21.9	-1.1	-0.5	-0.2	2.5	2.8
South Atlantic commercial natural gas.....		221210-1135	-14.6	0.9	-1.7	2.4	-1.1	1.2
East South Central commercial natural gas.....		221210-1136	-19.0	2.7	-5.7	-2.9	2.8	2.4
West South Central commercial natural gas.....		221210-1137	-14.2	2.3	0.6	5.1	4.5	-0.3
Mountain commercial natural gas.....		221210-1138	4.4	1.7	0.7	-0.6	-2.1	0.2
Pacific commercial natural gas.....		221210-1139	-22.1	6.7	-0.5	-0.2	20.8	-6.6
Industrial natural gas.....		221210-114	-16.8	3.8	-1.4	-0.1	6.0	2.8
New England industrial natural gas.....		221210-1141	-11.8	-1.5	-3.5	2.5	62.6	-0.1
Middle Atlantic industrial natural gas.....		221210-1142	-33.2	0.8	-0.4	-15.8	2.8	1.0
East North Central industrial natural gas.....		221210-1143	-33.3	0.4	0.5	-1.4	9.7	6.6

See footnotes at end of table.

Table 12. Producer price index percentage changes for the net output of selected industries and their products, not seasonally adjusted — Continued
 [December 2023]

Title ¹	Industry code	Product code	Unadjusted 12-month percent change ²	Unadjusted 1-month percent change ²				
				Dec. 2022 to Dec. 2023 ^P	July to Aug.	Aug. to Sept. ^P	Sept. to Oct. ^P	Oct. to Nov. ^P
Natural gas distribution - Continued								
West North Central industrial natural gas.....		221210-1144	-12.4	1.3	1.1	-0.8	1.1	1.3
South Atlantic industrial natural gas.....		221210-1145	-10.1	0.1	0.3	-0.4	4.6	1.2
East South Central industrial natural gas.....		221210-1146	-33.4	3.0	-6.7	-2.8	3.7	1.8
West South Central industrial natural gas.....		221210-1147	-18.6	10.6	-3.1	6.3	5.3	0.5
Mountain industrial natural gas.....		221210-1148	19.7	4.7	0.2	-0.4	-2.5	0.0
Pacific industrial natural gas.....		221210-1149	7.7	1.4	-1.2	-1.5	6.0	6.7
To electric power.....		221210-115	-13.1	1.8	0.6	-0.6	2.2	1.9
Delivered to ultimate consumers for the account of others (transportation only)....		221210-12	9.3	0.0	-0.3	2.4	0.9	-0.4
Industrial consumer.....		221210-122	6.8	0.4	0.1	2.9	0.6	0.8
Other consumers.....		221210-123	10.9	-0.1	-0.6	2.1	1.1	-1.1
Secondary products and miscellaneous receipts.....		221210-SM						
Miscellaneous receipts.....		221210-M	-4.1	0.1	-0.2	0.3	0.2	0.1
Construction industries								
New industrial building construction.....	236211		0.5	0.1	0.6	0.0	-0.1	0.0
Primary products.....		236211-P	0.5	0.1	0.6	0.0	-0.1	0.0
New warehouse building construction.....	236221		-1.4	0.1	0.0	-0.3	-0.2	0.1
Primary products.....		236221-P	-1.4	0.1	0.0	-0.3	-0.2	0.1
New school building construction.....	236222		-0.1	0.0	0.1	-0.2	0.0	-0.2
Primary products.....		236222-P	-0.1	0.0	0.1	-0.2	0.0	-0.2
New office building construction.....	236223		2.0	0.2	-0.1	-0.8	-0.1	0.2
Primary products.....		236223-P	2.0	0.2	-0.1	-0.8	-0.1	0.2
New health care building construction.....	236224		0.5	0.1	0.0	0.0	-0.6	0.2
Primary products.....		236224-P	0.5	0.1	0.0	0.0	-0.6	0.2
Concrete contractors, nonresidential building work.....	23811X		-1.5	0.1	0.0	1.8	0.0	0.3
Primary products.....		23811X-P	-1.5	0.1	0.0	1.8	0.0	0.3
Roofing contractors, nonresidential building work.....	23816X		8.9	0.0	-0.2	0.4	0.2	-0.1
Primary products.....		23816X-P	8.9	0.0	-0.2	0.4	0.2	-0.1
Electrical contractors, nonresidential building work.....	23821X		2.5	-0.1	0.1	-0.6	0.0	0.0
Primary products.....		23821X-P	2.5	-0.1	0.1	-0.6	0.0	0.0
Plumbing, heating and air-conditioning contractors, nonresidential building work.....	23822X		3.3	0.2	0.0	0.5	-0.3	0.1
Primary products.....		23822X-P	3.3	0.2	0.0	0.5	-0.3	0.1
Manufacturing								
Total manufacturing industries.....			-1.0	2.3	0.5	-1.3	-1.1	-1.5
Food mfg.....	311		-1.1	0.5	0.6	-0.2	-1.1	-0.5
Animal food mfg.....	3111		-3.4	-1.0	-0.7	-1.0	0.2	-0.3
Animal food mfg.....	31111		-3.4	-1.0	-0.7	-1.0	0.2	-0.3
Dog and cat food manufacturing.....	311111		6.6	0.0	0.0	0.0	0.0	0.0
Primary products.....		311111-P	6.6	0.0	0.0	0.0	0.0	0.0
Dog food.....		311111-1	5.3	0.0	0.0	0.0	0.0	0.0
Canned dog food.....		311111-11	14.3	0.0	0.0	0.0	0.0	0.0
Dry and semi moist dog food.....		311111-14	3.4	0.0	0.0	0.0	0.0	0.0
Cat food.....		311111-4	9.6	0.2	0.0	0.0	0.0	0.0
Canned cat food.....		311111-44	5.6	0.0	0.0	0.0	0.0	0.0
Dry and semi moist cat food.....		311111-45	10.6	0.2	0.0	0.0	0.0	0.0
Secondary products and miscellaneous receipts.....		311111-SM						
Miscellaneous receipts.....		311111-M1	0.3	0.0	0.0	0.0	0.0	0.0
Other animal food manufacturing.....	311119		-10.0	-1.7	-1.2	-1.8	0.3	-0.4
Primary products.....		311119-P	-10.6	-1.8	-1.3	-1.9	0.4	-0.5
Complete swine feed, supplements, concentrates, and premixes.....		311119-B	-4.7	-2.6	-0.1	-1.3	-0.6	-0.3
Complete beef cattle feed, supplements, concentrates, and premixes.....		311119-H	-10.1	-1.2	-1.4	-1.6	-0.2	-0.1
Poultry, exc. chicken and turkey, and livestock, exc. cattle and swine, feed.....		311119-N	-1.9	-0.1	0.0	0.0	0.4	0.2
Pet (excluding dog and cat), laboratory, and fur animal feed.....		311119-R	-3.1	0.0	-0.3	-0.5	-0.5	0.4
Chicken and turkey feed, supplements, concentrates, and premixes.....		311119-1	-13.4	-2.9	-1.9	-3.7	0.9	-2.1
Complete dairy cattle feed, supplements, concentrates, and premixes.....		311119-5	-15.3	-0.9	-1.6	-0.3	1.2	1.3
Other prepared animal feeds, including feeding materials and adjuncts.....		311119-9	-11.7	-1.8	-1.9	-2.2	-0.8	0.1
Secondary products and miscellaneous receipts.....		311119-SM						
Miscellaneous receipts.....		311119-M	-2.1	1.0	-0.1	-0.5	-2.8	-0.2
Secondary products.....		311119-S	2.7	0.0	0.0	0.0	0.0	0.0

See footnotes at end of table.

Table 12. Producer price index percentage changes for the net output of selected industries and their products, not seasonally adjusted — Continued
 [December 2023]

Title ¹	Industry code	Product code	Unadjusted 12-month percent change ²	Unadjusted 1-month percent change ²				
			Dec. 2022 to Dec. 2023 ^P	July to Aug.	Aug. to Sept. ^P	Sept. to Oct. ^P	Oct. to Nov. ^P	Nov. to Dec. ^P
Grain & oilseed milling.....	3112		-6.3	1.4	-1.7	-2.0	-0.8	-0.5
Flour milling & malt mfg.....	31121		-7.7	-1.4	-0.9	-1.5	-0.8	0.6
Flour milling.....	311211		-10.3	-1.7	-0.3	-1.6	-0.7	0.8
Primary products.....		311211-P	-10.5	-1.7	-0.3	-1.7	-0.7	0.9
Prepared flour mixes, including refrigerated and frozen doughs and batters, made in flour mills.....		311211-A	-0.6	-0.2	0.0	-0.3	0.0	0.0
Wheat flour (except flour mixes), made in flour mills.....		311211-1	-9.0	-2.4	0.7	-1.5	-0.3	1.7
Wheat mill products, except flour.....		311211-4	-24.5	-5.8	-1.1	-3.8	-2.6	1.7
Corn mill products.....		311211-7	-8.3	2.6	-2.4	-1.1	-0.9	-0.2
Other grain mill products.....		311211-9	-11.4	-2.5	0.1	-2.5	-1.2	-1.2
Secondary products and miscellaneous receipts.....		311211-SM						
Miscellaneous receipts.....		311211-M	-27.0	-5.9	-0.1	-1.5	0.5	-1.0
Rice milling.....	311212		-3.9	-0.9	-2.7	-1.6	-1.4	0.1
Primary products.....		311212-P	-3.9	-0.9	-2.7	-1.6	-1.4	0.1
Milled rice and byproducts.....		311212-0	-3.9	-0.9	-2.7	-1.6	-1.4	0.1
Milled rice (incl second heads, screenings, brewers, bran, sharps, rice flour, and byproducts).....		311212-04	-8.3	-1.7	-3.2	-2.8	-2.6	-1.0
Head rice not packaged with other ingredients.....		311212-06	-1.6	-0.4	-2.9	-0.8	-1.0	1.0
Malt manufacturing.....	311213		9.9	0.0	0.0	0.1	0.0	0.0
Primary products.....		311213-P	10.1	0.0	0.0	0.1	0.0	0.0
Malt and malt byproducts.....		311213-0	10.1	0.0	0.0	0.1	0.0	0.0
Secondary products and miscellaneous receipts.....		311213-SM1						
Starch & vegetable fats & oils mfg.....	31122		-9.0	2.8	-2.4	-2.7	-1.0	-1.1
Wet corn milling and starch manufacturing.....	311221		8.7	0.4	-2.1	-1.2	-1.0	-0.9
Primary products.....		311221-P	8.8	0.3	-2.1	-1.2	-1.1	-0.7
Wet process corn byproducts.....		311221-A	-14.8	-3.2	0.6	-11.7	3.8	0.2
Corn sweeteners, made by wet milling.....		311221-1	14.3	0.9	-4.0	-0.1	-5.6	-2.0
Manufactured starch, made by wet milling.....		311221-4	38.9	0.7	-1.3	1.6	-3.1	0.6
Secondary products and miscellaneous receipts.....		311221-SM						
Soybean and other oilseed processing.....	311224		-15.3	4.6	-2.0	-3.3	-1.5	-1.1
Primary products.....		311224-P	-13.9	2.4	-1.2	-1.9	0.4	-0.9
Cottonseed cake, meal, hulls, and other byproducts.....		311224-B	-15.0	-2.2	-2.8	-0.4	1.5	-1.4
Cottonseed cake and meal.....		311224-B1	-13.7	-2.6	-6.5	-0.5	2.9	0.0
Soybean oil.....		311224-3	-16.2	3.1	-0.9	-7.4	-4.7	-0.8
Crude soybean oil, degummed, made from soybeans crushed in the same establishment.....		311224-31	-10.4	3.0	-0.7	-3.1	-1.7	-1.1
Soybean oil, all other types.....		311224-32	-20.0	3.2	-1.0	-10.2	-6.8	-0.5
Soybean cake, meal, and other byproducts.....		311224-4	-0.5	0.5	-2.4	-2.6	3.8	-0.1
Soybean cake and meal.....		311224-41	1.9	1.5	-2.5	-1.8	4.4	-0.1
Other soybean products, including isolates and concentrates.....		311224-42	-18.1	-6.6	-1.3	-8.9	-1.3	-0.7
Cotton linters.....		311224-7	-53.6	-12.7	-35.4	-1.9	0.0	-4.6
Other crude and refined vegetable oils and other vegetable mill products.....		311224-9	-2.5	0.8	0.4	-0.9	-0.1	0.1
Other crude vegetable oils, including linseed, peanut, sunflower, safflower, etc.....		311224-91	-3.0	0.9	0.1	-0.4	-0.1	-0.2
Other vegetable oil mill products, including all oil seed cake and meal.....		311224-93	-1.5	0.7	0.6	-1.4	0.0	0.5
Secondary products and miscellaneous receipts.....		311224-SM						
Miscellaneous products.....		311224-M	-18.8	3.4	3.6	3.1	4.5	7.4
Fats and oils refining and blending.....	311225		-6.8	0.2	-3.4	-2.1	1.2	-1.3
Primary products.....		311225-P	-9.9	-0.4	-3.8	-2.7	1.4	-1.7
Shortening and cooking oils.....		311225-2	-11.3	0.8	-4.6	-3.6	1.8	-2.2
Margarine, butter blends, and butter substitutes.....		311225-4	-	-4.0	-1.0	-	-	-
Secondary products and miscellaneous receipts.....		311225-SM						
Secondary products.....		311225-S	-	2.3	-2.2	-	-	-
Breakfast cereal manufacturing.....	31123		9.2	0.0	0.0	0.0	0.0	0.0
Breakfast cereal manufacturing.....	311230		9.2	0.0	0.0	0.0	0.0	0.0
Primary products.....		311230-P	10.1	0.0	0.0	0.0	0.0	0.0
Breakfast cereal.....		311230-1	10.1	0.0	0.0	0.0	0.0	0.0
Secondary products and miscellaneous receipts.....		311230-SM						
Sugar & confectionery product mfg.....	3113		7.0	0.6	-0.1	0.3	1.4	0.6
Sugar mfg.....	31131		10.2	0.9	-1.8	1.7	2.3	0.0
Beet sugar manufacturing.....	311313		11.6	2.0	-5.6	1.9	6.2	-0.3
Primary products.....		311313-P	11.6	2.0	-5.7	1.9	6.2	-0.3

See footnotes at end of table.

Table 12. Producer price index percentage changes for the net output of selected industries and their products, not seasonally adjusted — Continued
 [December 2023]

Title ¹	Industry code	Product code	Unadjusted 12-month percent change ²	Unadjusted 1-month percent change ²				
				Dec. 2022 to Dec. 2023 ^P	July to Aug.	Aug. to Sept. ^P	Sept. to Oct. ^P	Oct. to Nov. ^P
Beet sugar manufacturing - Continued								
Beet sugar.....		311313-0	11.6	2.0	-5.7	1.9	6.2	-0.3
Secondary products and miscellaneous receipts.....		311313-SM1						
Cane sugar manufacturing.....	311314		9.5	0.3	0.5	1.6	0.1	0.1
Primary products.....		311314-P	9.5	0.4	0.5	1.6	0.1	0.1
Raw cane sugar and sugarcane mill products and byproducts.....		311314-1	12.7	0.6	-0.3	4.1	-0.7	-0.3
Refined granulated cane sugar and byproducts.....		311314-3	7.4	0.2	1.1	0.0	0.6	0.4
Secondary products and miscellaneous receipts.....		311314-SM						
Nonchocolate confectionery mfg.....	31134		3.0	0.0	0.1	0.0	0.4	0.1
Nonchocolate confectionery manufacturing.....	311340		3.0	0.0	0.1	0.0	0.4	0.1
Primary products.....		311340-P	3.1	0.0	0.1	0.0	0.4	0.1
Nonchocolate-type confectioneries.....		311340-5	3.2	0.0	0.1	0.0	0.5	0.1
Other confectionery-type products.....		311340-7	0.8	0.0	0.0	0.0	0.0	0.0
Secondary products and miscellaneous receipts.....		311340-SM						
Secondary products.....		311340-S	1.8	0.1	0.4	-0.2	0.6	0.0
Chocolate and confectionery manufacturing.....	31135		7.4	0.7	0.9	-0.6	1.5	1.4
Chocolate and confectionery mfg. from cacao.....	311351		17.8	1.7	1.1	-1.0	2.2	4.3
Primary products.....		311351-P	17.7	1.8	1.1	-1.0	2.2	4.3
Chocolate coatings, made from cacao beans.....		311351-1	20.9	2.2	1.2	-0.6	2.4	7.0
Chocolate/chocolate-type confectionery products, made from cacao beans.....		311351-4	3.6	0.0	0.1	0.0	0.0	0.0
Other chocolate and cocoa products, made from cacao beans.....		311351-7	25.9	2.7	1.6	-1.7	3.4	6.1
Secondary products and miscellaneous receipts.....		311351-SM1						
Confectionery mfg. from purchased chocolate.....	311352		2.8	0.2	0.8	-0.4	1.2	0.0
Primary products.....		311352-P	2.8	0.2	0.9	-0.5	1.3	0.0
Chocolate/confectionery products, made from purchased chocolate.....		311352-3	2.8	0.2	0.9	-0.5	1.3	0.0
Secondary products and miscellaneous receipts.....		311352-SM						
Miscellaneous receipts.....		311352-M	14.7	0.0	0.0	13.3	0.0	0.0
Fruit & vegetable preserving & specialty food mfg.....	3114		6.8	1.9	0.5	0.3	-0.1	0.1
Frozen food manufacturing.....	31141		6.7	0.3	1.5	0.4	0.1	0.1
Frozen fruit and vegetable manufacturing.....	311411		13.9	0.7	3.9	1.1	-0.1	0.2
Primary products.....		311411-P	14.3	0.7	4.0	1.0	-0.2	0.2
Frozen fruits, juices, ades, drinks, and cocktails.....		311411-1	18.3	1.0	6.7	4.9	1.8	0.2
Frozen fruits.....		311411-11	-10.0	2.2	0.2	-3.0	0.0	0.6
Frozen vegetables.....		311411-4	13.2	0.6	3.2	0.0	-0.7	0.2
Frozen vegetables, other than potato products.....		311411-47	0.9	0.6	-0.1	0.0	-0.5	0.5
Frozen potato products (French-fried, patties, puffs, etc.).....		311411-48	22.4	0.7	5.4	0.0	-0.8	0.0
Secondary products and miscellaneous receipts.....		311411-SM						
Miscellaneous receipts.....		311411-M	70.3	7.2	13.1	10.3	3.5	-1.8
Frozen specialty food manufacturing.....	311412		1.9	0.0	-0.3	0.0	0.3	0.0
Primary products.....		311412-P	1.9	0.0	-0.3	0.0	0.3	0.0
Frozen dinners (beef, pork, and poultry pies) and nationality foods, incl. frozen pizza.....		311412-1	1.6	0.0	-0.1	0.0	0.1	0.0
Other frozen specialties, incl. all whipped topping, waffles, soups, etc., excluding seafood.....		311412-4	3.1	0.4	-0.9	0.0	0.9	0.0
Secondary products and miscellaneous receipts.....		311412-SM						
Secondary products.....		311412-S	-0.3	0.1	-1.2	-0.2	0.1	0.0
Fruit & vegetable canning, pickling & drying.....	31142		6.9	3.2	-0.3	0.2	-0.2	0.2
Fruit and vegetable canning.....	311421		6.0	2.1	-0.5	0.2	0.0	0.3
Primary products.....		311421-P	6.2	0.2	1.2	0.3	0.3	0.3
Canned catsup and other tomato based sauces.....		311421-D	10.0	0.4	2.7	1.4	0.0	0.1
Canned jams, jellies, and preserves.....		311421-G	2.0	0.1	0.1	-0.2	0.0	0.0
Canned and fresh fruit juices, nectars, and concentrates.....		311421-K	15.8	0.2	1.8	1.1	1.5	1.9
Pickles and other pickled products, including horseradish.....		311421-Q	-1.4	0.6	0.0	-1.2	0.0	0.0
Canned fruits, excluding baby foods.....		311421-1	3.9	0.0	0.3	0.1	-0.1	-0.7
Canned vegetables.....		311421-5	0.1	0.2	0.3	-0.8	-0.1	0.0
Secondary products and miscellaneous receipts.....		311421-SM						
Miscellaneous receipts.....		311421-M	10.9	53.8	-29.1	-2.9	-8.7	1.8
Secondary products.....		311421-S	-2.4	0.8	-0.9	-0.1	-0.4	-2.4
Specialty canning.....	311422		8.9	8.7	0.0	0.0	0.0	0.0
Primary products.....		311422-P	8.0	10.2	0.0	0.0	0.0	0.0
Canned baby foods and other canned specialty/nationality foods.....		311422-5	26.7	47.8	0.0	0.0	0.0	0.0

See footnotes at end of table.

Table 12. Producer price index percentage changes for the net output of selected industries and their products, not seasonally adjusted — Continued
 [December 2023]

Title ¹	Industry code	Product code	Unadjusted 12-month percent change ²	Unadjusted 1-month percent change ²				
			Dec. 2022 to Dec. 2023 ^P	July to Aug.	Aug. to Sept. ^P	Sept. to Oct. ^P	Oct. to Nov. ^P	Nov. to Dec. ^P
Specialty canning - Continued								
Canned soups and stews, excluding frozen and seafood.....		311422-6	0.5	-0.1	0.0	0.0	0.0	0.0
Canned dry beans.....		311422-7	11.9	0.0	0.0	0.0	0.0	0.0
Secondary products and miscellaneous receipts.....		311422-SM						
Dried and dehydrated food manufacturing.....								
Primary products.....	311423	311423-P	7.4	-0.3	0.0	0.9	-0.9	0.3
Soup mixes (including dried/dehydrated/freeze-dried) and bouillon.....		311423-1	7.9	-0.4	0.0	0.9	-1.0	0.5
Dried and dehydrated fruits and vegetables, including freeze-dried.....		311423-5	0.5	-4.6	0.0	0.0	0.0	0.0
Secondary products and miscellaneous receipts.....		311423-SM	8.8	1.2	0.1	0.1	-0.3	0.6
Dairy product mfg.....								
Dairy product (except frozen) mfg.....	3115		-5.8	1.7	1.7	2.0	-0.9	-1.0
Fluid milk manufacturing.....	31151		-6.4	1.8	1.8	2.2	-1.0	-1.1
Primary products.....	311511	311511-P	0.4	-0.5	2.5	2.3	0.0	-0.3
Yogurt, except frozen.....		311511-A	-0.7	-0.5	2.6	2.5	0.1	-0.6
Perishable dairy product alternatives, including plant-based.....		311511-D	3.5	0.0	0.0	-0.2	-0.2	0.0
Perishable beverage dairy milk alternatives, including plant-based.....		311511-D1	1.9	0.0	0.0	0.1	0.1	-0.1
All other perishable dairy product alternatives, including plant-based.....		311511-D2	-	-	-	0.0	0.5	0.0
Fluid milk and cream, bulk sales.....		311511-1	-0.4	0.6	4.2	7.4	1.7	-4.6
Fluid milk and related products, packaged (incl. cartons, bottles, cans, etc.) excl. U.H.T.....		311511-5	-3.3	-1.1	3.7	2.7	-0.1	0.0
Whole fluid milk, packaged, excluding U.H.T. and flavored.....		311511-51	-3.0	-1.5	4.5	2.3	1.1	0.1
Fluid milk, lowfat, incl. 2.0, 1.0, and 0.5 percent packaged, excl. U.H.T. and flavored.....		311511-52	-3.4	-1.6	4.4	2.0	-1.7	1.3
Fat free or skim milk, packaged, excluding U.H.T. and flavored.....		311511-53	-1.8	-1.7	3.9	3.4	-3.7	2.4
Other fluid milk related products, incl. heavy & light cream, unflavored sour cream, etc.....		311511-59	-4.2	0.2	1.6	4.1	1.4	-2.4
Cottage cheese (including bakers', pot, and farmers' cheese).....		311511-7	1.1	0.4	0.1	0.9	1.3	0.0
Other packaged milk products incl. flavored milks, eggnog, buttermilk, etc.....		311511-9	3.1	-0.6	2.4	2.1	-0.6	0.6
Secondary products and miscellaneous receipts.....		311511-SM						
Miscellaneous receipts.....		311511-M	-	-0.7	0.6	-	-	-
Secondary products.....		311511-S	10.8	0.1	1.6	0.6	-0.8	2.5
Creamery butter manufacturing.....								
Primary products.....	311512	311512-P	-7.3	9.1	0.6	25.1	-18.0	-6.4
Creamery butter.....		311512-0	-7.3	9.0	0.6	25.1	-18.0	-6.4
Cheese manufacturing.....								
Primary products.....	311513	311513-P	-12.7	5.0	1.5	-2.2	-1.0	-1.9
Raw liquid whey.....		311513-A	-9.2	6.5	1.6	-1.8	-1.0	-1.2
Natural cheese (cheddar, Swiss, Italian, brick, cream, grated, dried etc.) excl. cottage cheese.....		311513-1	-10.0	-0.7	1.3	4.5	4.0	5.5
Natural cheese, except lowfat, shipped in consumer packages or containers (3 lbs. or less).....		311513-1111	-9.5	6.2	1.7	-1.8	-1.4	-1.3
Natural cheese, except lowfat, shipped in packages or containers (more than 3 lbs.) or bulk.....		311513-1121	-2.4	-0.6	0.0	0.3	0.0	0.0
Lowfat natural cheese, except cottage cheese, shipped in consumer packages (3 lbs. or less).....		311513-1131	-15.5	12.1	3.5	-3.9	-2.8	-2.2
Lowfat natural cheese, except cottage cheese, shipped in packages (more than 3 lbs.) or in bulk.....		311513-1141	0.6	0.2	0.4	-0.1	0.0	0.0
Process cheese and related products.....		311513-4	-19.8	20.8	3.5	-4.3	-3.3	-3.9
Process cheese, shipped in consumer packages or containers (3 lbs. or less).....		311513-41	-8.0	8.5	1.2	-2.3	0.7	-1.5
All other process cheese and related products.....		311513-49	-6.2	7.6	0.8	-4.0	0.8	-0.9
Process cheese, shipped in packages or containers (more than 3 lbs.) or in bulk.....		311513-4921	-9.4	9.3	1.6	-0.9	0.6	-2.0
Cheese food, spread, and other related products.....		311513-4961	-9.9	-0.8	1.2	10.5	-0.9	-1.5
Secondary products and miscellaneous receipts.....		311513-SM	-8.9	19.3	1.9	-10.3	2.2	-2.6
Miscellaneous receipts.....		311513-M	6.9	-0.3	1.4	0.1	3.5	-0.9
Secondary products.....		311513-S	-38.1	-6.3	0.9	-6.1	-1.5	-8.0
Dry, condensed, and evaporated dairy products.....								
Primary products.....	311514	311514-P	-7.2	-3.2	1.1	2.9	6.0	0.7
Ice cream mixes and related products.....		311514-A	-7.8	-4.1	0.8	2.1	6.5	1.7
Dairy product alternatives, including plant-based.....		311514-D	-3.0	-0.1	1.3	1.4	1.1	-3.2
Dry milk products and mixtures.....		311514-1	6.3	0.0	0.0	0.5	0.0	0.0
Milk products, shipped in consumer-type cans, excluding substitutes.....		311514-5	-12.6	-7.6	1.6	3.3	12.0	3.4
Concentrated milk products shipped in bulk (barrels, drums, and tanks).....		311514-7	1.2	0.1	0.3	0.1	0.7	-0.4
Secondary products and miscellaneous receipts.....		311514-SM	-19.4	1.4	-2.4	3.5	-1.8	0.2
Secondary products.....		311514-S	-1.1	5.1	3.9	9.7	1.5	-7.4

See footnotes at end of table.

Table 12. Producer price index percentage changes for the net output of selected industries and their products, not seasonally adjusted — Continued
 [December 2023]

Title ¹	Industry code	Product code	Unadjusted 12-month percent change ²	Unadjusted 1-month percent change ²				
				Dec. 2022 to Dec. 2023 ^P	July to Aug.	Aug. to Sept. ^P	Sept. to Oct. ^P	Oct. to Nov. ^P
Ice cream and frozen dessert mfg.	31152		1.4	0.0	0.0	0.2	0.0	0.3
Ice cream and frozen dessert manufacturing.	311520		1.4	0.0	0.0	0.2	0.0	0.3
Primary products.		311520-P	1.7	0.0	0.1	0.2	0.0	0.3
Ice cream and frozen dessert manufacturing.		311520-0	1.7	0.0	0.1	0.2	0.0	0.3
Ice cream, incl. custards (excl. lowfat and nonfat) shipped in bulk (containers 3 gal or more).		311520-01	1.8	-0.1	0.2	1.1	-0.1	0.6
Ice cream, incl. custards (excl. lowfat and nonfat) shipped in sizes less than 3 gallons.		311520-02	1.5	0.1	0.0	0.1	0.1	0.3
Ice cream, including custards (excluding lowfat and nonfat), novelty forms.		311520-03	0.8	0.0	0.1	0.2	0.0	-0.2
Ice cream, including custards, lowfat and nonfat.		311520-04	2.8	0.0	0.0	0.0	0.0	1.4
Frozen desserts containing fats other than butterfat (incl. soy, rice, almond, oats, etc.).		311520-06	5.3	0.1	-0.1	0.1	0.0	-0.1
Other frozen desserts (yogurt, sherbet, water ices, mellorine, frozen pudding, gelato, etc.).		311520-09	3.8	-0.4	0.2	0.2	-0.1	0.7
Secondary products and miscellaneous receipts.		311520-SM						
Miscellaneous receipts.		311520-M	5.8	0.5	0.7	-0.1	-0.3	0.3
Secondary products.		311520-S	-	0.1	-0.5	0.0	0.4	0.9
Animal slaughtering & processing.	31161		-0.9	-0.3	1.7	-0.7	-3.9	-1.3
Animal, except poultry, slaughtering.	311611		7.4	-2.1	0.6	-0.4	0.1	-1.0
Primary products.		311611-P	7.8	-2.1	0.6	-0.4	0.1	-1.1
Pork, fresh/frozen, unprocessed, all cuts, except sausage, made in slaughtering plants.		311611-A	-4.7	-2.8	-2.3	2.2	-1.6	-2.2
Pork, processed or cured, not canned or made into sausage, made in slaughtering plants.		311611-G	8.3	5.8	2.1	-0.4	-1.8	2.2
Fresh and processed sausage, deli, and cooked meats, made in slaughtering plants.		311611-J	-1.6	-0.2	4.2	2.7	-2.4	1.1
Hides, skins, and pelts, made in slaughtering plants.		311611-Q	-8.4	2.4	0.7	-7.1	1.7	-1.3
Miscellaneous byproducts of slaughtering plants.		311611-R	-20.9	2.7	1.3	-4.0	-5.2	-4.7
Beef, fresh or frozen, not canned or made into sausage, made in slaughtering plants.		311611-1	20.8	-3.6	1.2	-0.4	1.9	-0.4
Beef, fresh/frozen whole/half carcass, not canned or made into sausage, misp.		311611-10	13.7	5.0	0.6	3.7	-4.5	-6.5
Beef, fresh/frozen variety meats, not canned or made into sausage, made in slaughtering plants.		311611-16	9.6	1.0	1.2	-1.8	-1.1	-1.1
Beef, fresh/frozen, primal and subprimal cuts, made in slaughtering plants.		311611-17	22.4	-4.6	1.2	-0.7	2.8	0.2
Lamb/mutton, fresh or frozen, not canned or made into sausage, made in slaughtering plants.		311611-7	2.3	0.1	0.8	1.3	-1.6	2.7
Secondary products and miscellaneous receipts.		311611-SM						
Secondary products.		311611-S	-23.1	-0.3	0.5	0.0	-1.5	1.0
Meat processed from carcasses.	311612		-2.1	0.9	0.1	-1.3	-2.6	-2.7
Primary products.		311612-P	-1.9	0.9	0.0	-1.3	-2.5	-2.8
Other processed, frozen, or cooked meats, made from purchased carcasses.		311612-A	2.1	-1.2	0.3	-1.5	-3.6	-3.5
Boxed meat (beef, pork, lamb, etc.), made from purchased carcasses.		311612-A1	2.2	0.3	0.4	-0.3	0.3	-2.7
Frozen ground meat patties and other processed, frozen, or cooked meats, mfpc.		311612-A5	2.1	-1.7	0.3	-1.9	-4.9	-3.8
Pork, processed or cured, not canned or made into sausage, mfpc.		311612-1	-14.2	2.2	2.5	-0.8	-6.0	-5.3
Pork, sweet-pickled, dry-cured, or dry salt, not canned or made into sausage, mfpc.		311612-11	-0.2	-0.1	-0.3	-0.7	0.5	0.1
Smoked hams and picnics, excluding canned, made from purchased carcasses.		311612-12	0.0	-1.4	1.5	-0.7	-2.9	1.8
Smoked slab bacon, made from purchased carcasses.		311612-13	-20.1	10.8	-3.7	-5.7	-1.1	-6.2
Smoked sliced bacon, made from purchased carcasses.		311612-14	-21.6	3.8	5.6	0.0	-12.5	-6.3
Other smoked pork, not canned or made into sausage, made from purchased carcasses.		311612-15	-6.6	-0.2	0.5	-0.1	-0.2	-0.5
Boiled ham, barbecue pork, and other cooked pork, except canned meats and sausage, mfpc.		311612-16	-26.4	3.5	1.1	-1.2	-1.5	-21.6
Sausage and similar products, excluding canned, made from purchased carcasses.		311612-4	1.9	3.8	-2.4	-1.5	1.8	0.1
Fresh sausage (pork sausage, breakfast links, etc.), excluding canned, mfpc.		311612-41	1.3	7.0	-3.8	-7.4	4.8	1.5
Dry or semidry sausage (salami, cervelat, pepperoni, summer sausage, pork roll, etc), mfpc.		311612-42	0.8	4.3	0.7	-0.8	-0.6	-1.3
Frankfurters, including wieners, excluding canned, made from purchased carcasses.		311612-43	2.1	-0.1	0.3	0.2	0.0	-0.5
Other sausage (smoked or cooked) & jellied goods & similar preparations, excluding canned, mfpc.		311612-44	4.6	0.8	-7.5	6.2	2.4	0.7
Secondary products and miscellaneous receipts.		311612-SM						
Secondary products.		311612-S	-8.4	0.4	3.9	-0.1	-5.0	-2.8
Rendering and meat byproduct processing.	311613		-19.0	3.7	2.6	-1.4	-7.8	-9.3
Primary products.		311613-P	-18.9	3.4	2.7	-1.4	-7.8	-9.3
Lard, inedible tallow, and other greases, excluding wool grease.		311613-2	-31.0	4.2	3.7	-1.0	-9.9	-7.9

See footnotes at end of table.

Table 12. Producer price index percentage changes for the net output of selected industries and their products, not seasonally adjusted — Continued
 [December 2023]

Title ¹	Industry code	Product code	Unadjusted 12-month percent change ²	Unadjusted 1-month percent change ²				
				Dec. 2022 to Dec. 2023 ^P	July to Aug.	Aug. to Sept. ^P	Sept. to Oct. ^P	Oct. to Nov. ^P
Rendering and meat byproduct processing - Continued								
Animal and marine feed and fertilizer byproducts.....		311613-5	-9.7	3.0	2.1	-1.6	-6.7	-10.0
Meat and bone meal.....		311613-51	-27.5	4.2	2.4	-3.0	-11.2	-22.3
Animal and marine feed and fertilizer byproducts, except meat and bone meal.....		311613-52	6.9	1.9	1.8	-0.4	-2.6	0.0
Secondary products and miscellaneous receipts.....		311613-SM						
Poultry processing.....	311615		-10.0	1.2	4.9	-0.6	-10.8	0.6
Primary products.....		311615-P	-10.0	1.2	4.9	-0.7	-10.8	0.6
Processed poultry and small game (except soups), containing 20 percent or more poultry or meat.....		311615-D	-2.8	4.7	9.8	-0.2	-16.7	-2.8
Young chickens, including bulk, chilled, frozen, whole, and in parts.....		311615-1	-3.8	0.6	4.6	-0.8	-10.6	2.9
Turkeys (including frozen, whole, and parts).....		311615-7	-40.5	-3.2	-2.5	-1.4	-1.6	-2.3
Other poultry and small game (including frozen), whole, and parts.....		311615-9	2.0	0.0	0.0	0.6	-1.0	3.3
Secondary products and miscellaneous receipts.....		311615-SM						
Secondary products.....		311615-S	-13.1	4.6	-3.9	3.2	-1.2	3.9
Seafood product preparation & packaging.....	3117		-2.8	-1.3	-0.1	-1.2	0.7	-0.5
Seafood product preparation and packaging.....	31171		-2.8	-1.3	-0.1	-1.2	0.7	-0.5
Seafood product preparation and packaging.....	311710		-2.8	-1.3	-0.1	-1.2	0.7	-0.5
Primary products.....		311710-P	-2.8	-1.3	-0.1	-1.3	0.7	-0.6
Prepared frozen shellfish.....		311710-3	-12.7	-4.5	-1.3	1.9	2.3	1.3
Prepared fresh fish/seafood, inc. surimi/surimi-based products.....		311710-6	-3.5	-0.8	1.1	-1.1	2.4	-1.4
Prepared frozen fish.....		311710-7	-8.8	-1.4	-0.6	-2.0	0.1	-0.9
Other prepared fresh and frozen seafood.....		311710-9	28.6	-0.2	0.0	0.7	-1.4	0.0
Secondary products and miscellaneous receipts.....		311710-SM						
Secondary products.....		311710-S	-	0.1	0.0	9.7	-0.1	0.1
Bakeries & tortilla mfg.....	3118		2.8	0.1	0.7	0.1	0.0	0.1
Bread & bakery product mfg.....	31181		3.9	0.1	1.1	0.0	0.1	0.1
Retail bakeries.....	311811		4.8	-0.2	0.7	0.0	0.2	0.2
Primary products.....		311811-P	5.7	-0.2	0.8	0.0	0.3	0.2
Retail bakery products.....		311811-0	5.7	-0.2	0.8	0.0	0.3	0.2
Secondary products and miscellaneous receipts.....		311811-SM						
Commercial bakeries.....	311812		3.4	0.0	1.3	-0.1	0.1	0.1
Primary products.....		311812-P	3.6	0.2	1.3	0.0	0.1	0.1
Bread (white, wheat, rye, etc.), including frozen.....		311812-1	3.7	-0.5	1.1	-0.2	-0.1	0.3
White pan bread.....		311812-15	3.3	-1.3	1.0	-0.4	-0.1	0.4
White hearth bread (French, Italian, etc.).....		311812-16	3.0	0.3	0.0	0.5	0.1	0.0
Dark wheat breads (whole wheat, cracked wheat, multigrain, etc.).....		311812-17	5.4	0.0	-0.6	-0.3	-0.1	0.3
Other variety breads (rye, unleavened, raisin, potato, self-rising, salt-free, canned, etc.).....		311812-18	3.5	-0.1	3.3	0.0	-0.1	0.4
Rolls, bread-type (including muffins, bagels, and croissants), including frozen.....		311812-5	1.6	0.9	1.7	0.2	0.4	-0.3
Rolls, hamburger and wiener.....		311812-51	-3.6	0.0	2.8	0.2	0.3	0.0
All other rolls, bread-type (incl. muffins, bagels, and croissants).....		311812-59	6.5	1.7	0.7	0.2	0.4	-0.5
Soft cakes, excluding frozen.....		311812-7	6.2	0.7	2.3	-0.1	-0.6	0.2
Pies (fruit, cream, and custard), excluding frozen.....		311812-8	-	-	-	-	0.4	0.8
Other sweet goods, excluding frozen.....		311812-9	6.8	0.0	0.2	0.0	0.1	0.1
Secondary products and miscellaneous receipts.....		311812-SM						
Miscellaneous receipts.....		311812-M	-	2.4	0.1	-	-	-
Secondary products.....		311812-S	0.3	-2.4	1.5	-0.6	0.0	0.0
Frozen cakes and other pastries manufacturing.....	311813		6.3	0.5	-0.2	0.0	0.0	0.3
Primary products.....		311813-P	6.6	0.5	-0.2	0.0	0.0	0.3
Frozen cakes, pies, and other pastries.....		311813-0	6.6	0.5	-0.2	0.0	0.0	0.3
Secondary products and miscellaneous receipts.....		311813-SM						
Secondary products.....		311813-S	-	0.6	0.0	0.0	-	-
Cookie, cracker & pasta mfg.....	31182		-0.1	0.1	-0.1	0.1	-0.1	0.0
Cookie and cracker manufacturing.....	311821		2.7	-0.1	0.0	0.0	0.0	0.0
Primary products.....		311821-P	2.5	-0.1	0.0	0.0	0.0	0.0
Crackers, biscuits, and related products.....		311821-2	0.2	0.0	0.0	0.0	0.0	0.0
Saltines and all other crackers, cracker meal and crumbs, and biscuits.....		311821-24	0.2	0.0	0.0	0.0	0.0	0.0
Cookies, wafers, and ice cream cones and cups (excluding frozen).....		311821-4	4.0	-0.1	0.0	0.0	0.0	0.0
Secondary products and miscellaneous receipts.....		311821-SM						
Secondary products.....		311821-S	4.7	0.0	0.0	0.0	0.3	0.1
Dry pasta, dough, and flour mixes manufacturing from purchased flour.....	311824		-2.1	0.1	-0.1	0.3	-0.2	0.0
Primary products.....		311824-P	-2.2	0.2	-0.2	0.3	-0.2	0.0

See footnotes at end of table.

Table 12. Producer price index percentage changes for the net output of selected industries and their products, not seasonally adjusted — Continued
 [December 2023]

Title ¹	Industry code	Product code	Unadjusted 12-month percent change ²	Unadjusted 1-month percent change ²					
				Dec. 2022 to Dec. 2023 ^P	July to Aug.	Aug. to Sept. ^P	Sept. to Oct. ^P	Oct. to Nov. ^P	Nov. to Dec. ^P
Dry pasta, dough, and flour mixes manufacturing from purchased flour - Continued									
Prepared flour mixes (incl refrigerated & frozen doughs & batters) made from purchased flour.....		311824-1	-3.3	0.3	-0.3	-0.2	-0.3	0.0	
Flour mixes (refrigerated & frozen doughs & batters), ex cake mixes, made from purchased flour.....		311824-12	-3.5	0.3	-0.4	-0.2	-0.3	0.0	
Dry macaroni, spaghetti and egg noodle products (excluding canned or frozen)...		311824-3	0.1	0.0	0.0	1.2	0.0	0.0	
Secondary products and miscellaneous receipts.....		311824-SM							
Secondary products.....		311824-S	-0.6	-1.6	2.0	0.0	0.0	-0.2	
Tortilla mfg.....	31183		5.8	1.0	1.7	0.7	0.0	0.0	
Tortilla manufacturing.....	311830		5.8	1.0	1.7	0.7	0.0	0.0	
Primary products.....		311830-P	5.9	1.1	1.8	0.8	0.0	0.0	
Tortillas, sold in bulk or packages, excluding frozen or canned.....		311830-0	5.9	1.1	1.8	0.8	0.0	0.0	
Secondary products and miscellaneous receipts.....		311830-SM							
Miscellaneous receipts.....		311830-M	4.0	0.0	0.0	2.8	0.0	0.0	
Secondary products.....		311830-S	-	-0.9	0.1	-0.3	0.0	-	
Other food manufacturing.....	3119		-3.9	0.7	-0.3	-0.5	0.1	0.2	
Snack food mfg.....	31191		6.2	-0.3	-0.6	0.1	-0.1	0.1	
Roasted nuts and peanut butter manufacturing.....	311911		-1.6	-1.8	-2.1	0.5	-0.4	0.3	
Primary products.....		311911-P	-1.2	-1.9	-2.3	0.5	-0.4	0.6	
Nuts and seeds (salted, roasted, cooked, or blanched).....		311911-1	-2.3	-2.2	-2.8	0.5	-0.4	0.6	
Nuts (salted, roasted, cooked, or blanched), sold in bulk.....		311911-11	-2.5	-2.4	-3.3	0.7	-0.5	0.7	
Canned nuts (salted, roasted, cooked, or blanched).....		311911-12	-0.2	-3.4	4.1	-1.3	1.1	0.4	
All other packaged nuts, including all types of seeds (salted, roasted, cooked, or blanched).....		311911-13	-0.9	1.6	0.5	-0.2	0.1	0.5	
Peanut butter.....		311911-4	7.5	0.4	1.8	0.2	-0.3	0.0	
Secondary products and miscellaneous receipts.....		311911-SM							
Secondary products.....		311911-S	5.0	3.0	3.3	0.0	0.0	0.0	
Other snack food manufacturing.....	311919		10.1	0.4	0.0	-0.1	0.0	0.0	
Primary products.....		311919-P	10.3	0.5	0.0	-0.1	0.0	0.0	
Potato chips and sticks, plain and flavored.....		311919-1	13.4	0.0	0.0	-0.1	0.0	0.0	
Corn chips and related products.....		311919-4	5.3	1.3	0.0	-0.3	0.0	0.0	
Other chips, sticks (hard pretzels, bacon rinds, popcorn (except candied), etc.)...		311919-7	12.4	0.0	0.1	0.0	0.0	0.0	
Secondary products and miscellaneous receipts.....		311919-SM							
Coffee & tea mfg.....	31192		6.7	5.3	0.3	-0.2	0.0	0.2	
Coffee and tea manufacturing.....	311920		6.7	5.3	0.3	-0.2	0.0	0.2	
Primary products.....		311920-P	6.8	5.3	0.3	-0.2	0.0	0.2	
Roasted coffee.....		311920-1	6.1	5.9	0.3	-0.2	0.0	0.2	
Coffee, concentrated, including coffee substitutes.....		311920-5	2.9	2.9	0.0	0.0	0.0	0.0	
Tea in consumer packages.....		311920-7	14.3	0.8	0.1	-0.3	-0.2	0.5	
Secondary products and miscellaneous receipts.....		311920-SM							
Miscellaneous receipts.....		311920-M	0.0	0.0	0.0	0.0	0.0	0.0	
Flavoring syrup & concentrate mfg.....	31193		3.0	0.0	0.0	0.0	-0.7	-0.1	
Flavoring syrup and concentrate manufacturing.....	311930		3.0	0.0	0.0	0.0	-0.7	-0.1	
Primary products.....		311930-P	3.5	0.0	0.0	0.0	-0.7	0.0	
Liquid beverage bases, excluding use by soft drink bottlers.....		311930-1	-0.9	0.0	0.0	0.0	-2.3	0.0	
Soft drink flavoring syrup, sold in bulk.....		311930-6	7.7	0.0	0.0	0.0	0.0	0.0	
Other flavoring agents (except chocolate syrups).....		311930-8	2.4	0.0	0.0	0.0	0.0	0.0	
Secondary products and miscellaneous receipts.....		311930-SM							
Secondary products.....		311930-S	-	0.0	0.0	0.0	-	-	
Seasoning & dressing mfg.....	31194		4.6	0.2	-0.1	0.0	0.5	0.0	
Mayonnaise, dressing, and sauce manufacturing.....	311941		7.3	0.2	-0.1	0.0	0.9	0.1	
Primary products.....		311941-P	7.4	0.0	-0.1	0.0	1.0	0.1	
Vinegar and cider.....		311941-1	4.6	0.0	0.0	0.0	0.0	0.0	
Prepared sauces, excluding tomato-based sauces and sauces comprised of 20 percent or more meat.....		311941-4	13.8	0.0	0.0	0.0	1.4	0.2	
Mayonnaise, salad dressings, and sandwich spreads.....		311941-7	1.5	0.0	-0.3	0.0	0.6	0.0	
Spoon-type salad dressing incl. mayonnaise, sandwich spreads, refrigerated dressings, semisolid.....		311941-75	2.7	0.0	0.0	0.0	0.9	0.0	
Pourable-type salad dressing (reduced calorie, cheese, vinegar and oil, etc.)...		311941-76	-0.4	0.0	-0.8	0.0	0.0	0.0	
Secondary products and miscellaneous receipts.....		311941-SM							
Miscellaneous receipts.....		311941-M	2.1	0.0	0.0	0.0	0.0	0.0	
Secondary products.....		311941-S	5.8	2.1	0.0	0.0	0.1	0.1	

See footnotes at end of table.

Table 12. Producer price index percentage changes for the net output of selected industries and their products, not seasonally adjusted — Continued
 [December 2023]

Title ¹	Industry code	Product code	Unadjusted 12-month percent change ²	Unadjusted 1-month percent change ²				
			Dec. 2022 to Dec. 2023 ^P	July to Aug.	Aug. to Sept. ^P	Sept. to Oct. ^P	Oct. to Nov. ^P	Nov. to Dec. ^P
Spice and extract manufacturing.....	311942		1.7	0.3	0.0	0.0	0.0	0.0
Primary products.....		311942-P	1.7	0.3	0.1	0.0	0.0	0.0
Table salt (evaporated), pepper (white and black), and other spices.....		311942-1	0.7	-0.2	-0.2	0.2	-0.1	0.0
Pepper and other spices in commercial sizes (1 lb or more).....		311942-16	-0.6	0.0	-1.1	0.7	-0.2	0.0
Flavoring extracts, emulsions, liquid flavors, and food colorings.....		311942-6	2.2	0.3	0.0	0.0	0.0	0.0
Dry mix food preparations.....		311942-7	2.0	0.7	0.3	-0.2	0.0	0.0
Secondary products and miscellaneous receipts.....		311942-SM						
All other food mfg.....	31199		-24.5	0.5	-0.3	-2.0	0.4	0.4
Perishable prepared food manufacturing.....	311991		-13.4	0.7	1.0	-2.3	0.4	0.2
Primary products.....		311991-P	-13.9	0.7	1.0	-2.3	0.4	0.2
Perishable prepared foods.....		311991-0	-13.9	0.7	1.0	-2.3	0.4	0.2
Secondary products and miscellaneous receipts.....		311991-SM						
Miscellaneous receipts.....		311991-M	1.7	0.0	0.0	0.0	0.0	0.0
All other miscellaneous food manufacturing.....	311999		-33.8	0.3	-1.6	-1.6	0.3	0.7
Primary products.....		311999-P	-35.4	0.3	-1.6	-1.7	0.4	0.5
All other miscellaneous manufactured foods.....		311999-0	-35.4	0.3	-1.6	-1.7	0.4	0.5
Secondary products and miscellaneous receipts.....		311999-SM						
Beverage & tobacco mfg.....	312		5.6	0.7	0.0	0.6	0.3	-0.5
Beverage mfg.....	3121		2.8	0.5	-0.2	0.3	-0.2	-0.8
Soft drink & ice mfg.....	31211		4.0	0.9	-0.8	0.3	-0.6	-1.6
Soft drink manufacturing.....	312111		4.1	0.5	-0.9	0.7	-1.0	-2.1
Primary products.....		312111-P	4.1	0.6	-0.9	0.7	-1.0	-2.2
Soft drinks, non-carbonated.....		312111-A	-3.9	1.1	-1.2	1.5	-1.2	-12.5
Soft drinks, non-carbonated, all other types.....		312111-A3	5.8	-0.1	0.7	0.5	-0.5	0.7
Soft drinks, non-carbonated, fruit drinks, cocktails, ades.....		312111-A4	-9.2	1.7	-2.2	2.0	-1.6	-19.1
Soft drinks, bottled, canned, glass, plastic, carbonated.....		312111-2	7.4	0.4	-0.7	0.3	-0.8	2.3
Secondary products and miscellaneous receipts.....		312111-SM						
Miscellaneous receipts.....		312111-M	2.6	0.9	0.0	3.3	-1.1	0.1
Secondary products.....		312111-S	4.7	-1.7	-0.8	1.9	-1.4	-0.2
Bottled water manufacturing.....	312112		4.0	3.1	-0.3	-2.2	1.6	0.9
Primary products.....		312112-P	4.0	3.1	-0.3	-2.2	1.6	0.9
Bottled water.....		312112-0	4.0	3.1	-0.3	-2.2	1.6	0.9
Secondary products and miscellaneous receipts.....		312112-SM						
Secondary products.....		312112-S2	-	0.2	0.0	0.5	-	-
Ice manufacturing.....	312113		1.5	0.0	0.2	0.6	0.0	0.6
Primary products.....		312113-P	1.5	0.0	0.2	0.6	0.0	0.6
Ice, manufactured (cubed, crushed, etc.), including can or block.....		312113-0	1.5	0.0	0.2	0.6	0.0	0.6
Secondary products and miscellaneous receipts.....		312113-SM						
Miscellaneous receipts.....		312113-M	32.4	0.0	0.0	0.0	0.0	0.0
Breweries.....	31212		1.9	0.0	0.3	0.6	0.0	-0.1
Breweries.....	312120		1.9	0.0	0.3	0.6	0.0	-0.1
Primary products.....		312120-P	1.5	0.0	0.4	0.7	0.0	-0.1
Canned beer and ale case goods.....		312120-1	0.7	-0.1	0.1	-0.1	0.0	-0.1
Bottled beer and ale case goods.....		312120-5	1.6	-0.1	0.0	1.7	0.3	-0.6
Beer and ale in barrels and kegs.....		312120-7	2.5	0.0	1.0	1.2	-0.1	0.1
All other malt beverages and brewing products.....		312120-9	0.1	0.3	-0.8	0.0	0.4	0.0
Secondary products and miscellaneous receipts.....		312120-SM						
Miscellaneous receipts.....		312120-M	4.6	0.0	0.0	0.0	0.0	0.0
Wineries.....	31213		3.0	0.3	0.5	0.0	0.2	0.3
Wineries.....	312130		3.0	0.3	0.5	0.0	0.2	0.3
Primary products.....		312130-P	2.7	0.3	0.5	0.0	0.2	0.4
Wines, brandy, and brandy spirits.....		312130-0	2.7	0.3	0.5	0.0	0.2	0.4
Wines, white, red, and rose grape, and other fruits, 14 percent or less alcohol...		312130-08	2.4	0.2	0.6	-0.1	0.3	0.3
Wines, white grape, 14 percent or less alcohol content.....		312130-0811	2.9	0.0	1.2	0.3	0.0	0.1
Wines, red grape, 14 percent or less alcohol content.....		312130-0821	1.8	0.4	0.0	-0.6	0.6	0.3
Wines, rose grape and other fruits and berries, 14 percent or less alcohol. . .		312130-0831	2.0	0.0	0.0	0.0	-0.9	2.7
Wines, dessert, effervescent, and wine coolers.....		312130-09	9.9	1.9	-0.1	4.1	0.0	1.2
All other wines, brandy, and brandy spirits.....		312130-0B	2.0	0.0	0.0	-0.8	-0.4	1.1
Secondary products and miscellaneous receipts.....		312130-SM						
Miscellaneous receipts.....		312130-M	14.4	0.0	0.0	0.2	0.7	0.0
Distilleries.....	31214		-1.1	0.0	0.0	-0.1	0.0	0.0

See footnotes at end of table.

Table 12. Producer price index percentage changes for the net output of selected industries and their products, not seasonally adjusted — Continued
 [December 2023]

Title ¹	Industry code	Product code	Unadjusted 12-month percent change ²	Unadjusted 1-month percent change ²				
				Dec. 2022 to Dec. 2023 ^P	July to Aug.	Aug. to Sept. ^P	Sept. to Oct. ^P	Oct. to Nov. ^P
Distilleries.....	312140		-1.1	0.0	0.0	-0.1	0.0	0.0
Primary products.....		312140-P	-1.2	0.0	0.0	-0.1	0.0	0.0
Distilled liquor, excluding brandy.....		312140-2	-3.6	0.0	0.0	0.0	0.0	0.0
Distilled whiskey, all other distilled liquor, excluding brandy.....		312140-22	-3.6	0.0	0.0	0.0	0.0	0.0
Bottled liquor, excluding brandy.....		312140-5	1.0	0.0	0.0	-0.2	0.0	0.0
Bottled whiskey.....		312140-5B	0.7	0.0	0.0	0.0	0.0	0.0
Bottled gin, vodka, rum, cordials, cocktails, and similiar compounds.....		312140-5C	1.8	0.0	0.0	-0.5	0.0	0.0
Secondary products and miscellaneous receipts.....		312140-SM						
Miscellaneous receipts.....		312140-M	8.9	4.1	0.0	0.0	0.0	0.0
Tobacco mfg.....	3122		10.6	1.1	0.2	1.0	1.3	0.0
Tobacco manufacturing.....	31223		10.6	1.1	0.2	1.0	1.3	0.0
Tobacco manufacturing.....	312230		10.6	1.1	0.2	1.0	1.3	0.0
Primary products.....		312230-P	10.6	1.1	0.2	1.0	1.3	0.0
Tobacco stemming and redrying.....		312230-0	0.3	0.0	0.0	0.0	0.0	0.0
Tobacco, unstemmed leaf, redried before packing.....		312230-01	0.3	0.1	0.0	0.1	0.1	0.1
Tobacco, stemmed.....		312230-04	0.2	-0.2	0.0	0.0	0.0	0.0
Cigarettes, excluding electronic.....		312230-1	11.6	1.3	0.4	1.2	1.4	0.0
Other tobacco products.....		312230-9	5.7	0.0	-0.5	0.2	0.8	0.0
Cigars.....		312230-91	7.3	0.0	0.0	0.0	0.0	0.0
Chewing and smoking tobacco.....		312230-94	5.4	0.0	-0.6	0.3	0.9	0.0
Secondary products and miscellaneous receipts.....		312230-SM						
Textile mills.....	313		-2.1	-0.3	0.1	-0.3	-0.3	0.2
Fiber, yarn, and thread mills.....	3131		-7.2	-0.2	0.3	-0.2	-1.1	0.2
Fiber, yarn, and thread mills.....	31311		-7.2	-0.2	0.3	-0.2	-1.1	0.2
Fiber, yarn, and thread mills.....	313110		-7.2	-0.2	0.3	-0.2	-1.1	0.2
Primary products.....		313110-P	-7.2	-0.2	0.3	-0.2	-1.1	0.2
Spun yarns.....		313110-4	-7.4	0.1	0.0	0.8	0.0	0.0
Cotton spun yarns.....		313110-42	-6.5	0.0	0.0	0.1	0.0	0.0
Rayon, acetate, and lyocell spun yarns.....		313110-45	1.0	0.0	0.0	0.0	0.0	0.0
Noncellulosic fiber and other natural fiber (excluding cotton and wool) spun yarns.....		313110-47	-6.6	1.0	0.0	-0.1	0.0	0.0
Other noncellulosic fiber & other natural fiber yarns, spun & finished in the same est.....		313110-475	-	0.0	0.0	-0.3	0.0	0.0
Textured and twisted yarns.....		313110-6	-7.3	-0.6	0.6	-1.2	-2.4	0.4
Textured/cripped/bulked filament yarns, incl. stretch yarn, made from purchased filament yarn.....		313110-6H	-	-0.6	0.6	-1.2	-2.5	0.5
Fabric mills.....	3132		-0.1	-0.4	0.1	0.0	0.0	0.1
Broadwoven fabric mills.....	31321		2.8	-0.2	0.1	0.2	-0.1	0.2
Broadwoven fabric mills.....	313210		2.8	-0.2	0.1	0.2	-0.1	0.2
Primary products.....		313210-P	2.8	-0.2	0.1	0.2	-0.1	0.2
Fabricated textile products, made in weaving mills.....		313210-W	-4.7	-3.7	-0.2	-0.4	0.6	-0.2
Cotton broadwoven fabrics.....		313210-4	5.7	0.0	0.3	0.0	0.2	0.0
Manmade, silk, and other natural fiber (excluding cotton and wool) broadwoven fabrics.....		313210-8	0.7	-0.1	0.0	0.3	-0.3	0.3
Greige manmade, silk, and other natural fiber (exc cotton/wool) broadwoven fabrics.....		313210-81	0.7	-0.1	0.1	0.3	-0.4	0.4
Finished manmade, silk, & natural fiber (exc cotton/wool) broadwoven, finished in weaving mills.....		313210-83	0.6	0.1	-0.1	0.2	0.0	0.0
Secondary products and miscellaneous receipts.....		313210-SM						
Narrow fabric mills and schiffli embroidery.....	31322		5.4	0.8	0.1	-0.2	-0.1	4.6
Narrow fabric mills and schiffli embroidery.....	313220		5.4	0.8	0.1	-0.2	-0.1	4.6
Primary products.....		313220-P	5.5	0.8	0.1	-0.2	-0.1	4.6
Woven narrow fabrics (12 inches or less in width).....		313220-2	8.2	1.1	0.2	0.1	0.0	6.8
Braided narrow fabrics (12 inches or less in width).....		313220-4	-2.3	0.0	0.0	-0.2	-1.1	-0.8
Secondary products and miscellaneous receipts.....		313220-SM						
Secondary products.....		313220-S	0.6	0.0	0.0	-0.1	-0.1	0.8
Nonwoven fabric mills.....	31323		-2.5	-0.7	0.0	-0.1	0.1	-0.5
Nonwoven fabric mills.....	313230		-2.5	-0.7	0.0	-0.1	0.1	-0.5
Primary products.....		313230-P	-2.5	-0.7	0.0	-0.1	0.1	-0.5
Nonwoven fabrics.....		313230-1	-2.3	-0.7	0.0	-0.2	0.1	-0.5
Pressed, punched, or needled felts, excluding hats.....		313230-5	-5.0	0.3	-0.3	0.7	-0.6	-0.1
Secondary products and miscellaneous receipts.....		313230-SM1						

See footnotes at end of table.

Table 12. Producer price index percentage changes for the net output of selected industries and their products, not seasonally adjusted — Continued
 [December 2023]

Title ¹	Industry code	Product code	Unadjusted 12-month percent change ²	Unadjusted 1-month percent change ²				
				Dec. 2022 to Dec. 2023 ^P	July to Aug.	Aug. to Sept. ^P	Sept. to Oct. ^P	Oct. to Nov. ^P
Knit fabric mills.....	31324		0.6	0.0	0.3	0.0	-0.3	0.1
Knit fabric mills.....	313240		0.6	0.0	0.3	0.0	-0.3	0.1
Primary products.....		313240-P	0.6	0.0	0.3	0.0	-0.3	0.1
Weft (circular) knit fabrics.....		313240-2	-0.9	0.0	0.2	0.0	-0.6	0.2
Weft (circular) knit fabrics, greige goods (excluding hosiery).....		313240-21	-2.6	0.0	0.0	0.0	-0.6	0.0
Weft (circular) knit fabrics, knit and finished in the same establishment (excl hosiery).....		313240-23	0.0	0.0	0.2	0.0	-0.6	0.3
Other knit fabrics and laces.....		313240-4	2.1	-0.1	0.4	0.0	0.0	0.0
Warp knit fabrics, greige goods (excluding hosiery).....		313240-41	-0.5	0.0	0.0	0.0	-0.7	0.0
Warp knit fabrics, knit and finished in same establishment.....		313240-43	4.6	-0.2	0.7	-0.1	0.4	0.0
Secondary products and miscellaneous receipts.....		313240-SM1						
Textile and fabric finishing mills.....	3133		-1.4	-0.1	-0.1	-0.7	-0.2	0.4
Textile and fabric finishing mills.....	31331		-3.8	-0.3	-0.5	-0.8	-0.4	0.5
Textile and fabric finishing mills.....	313310		-3.8	-0.3	-0.5	-0.8	-0.4	0.5
Primary products.....		313310-P	-4.2	-0.4	-0.5	-0.9	-0.4	0.5
Textile and fabric finishing, except broadwoven.....		313310-B	-13.7	-0.8	0.0	-3.3	0.0	0.2
Finished broadwoven fabrics, finished in finishing mills.....		313310-4	-0.5	-0.2	-0.7	0.0	-0.5	0.6
Commission finishing of cotton broadwoven fabrics.....		313310-43	5.5	-0.2	-0.2	0.0	0.0	0.0
Other finished broadwoven fabrics (excl. cotton and wool), finished in finishing mills.....		313310-45	-13.1	-0.2	-2.2	0.0	-1.3	1.7
Other commission finishing of broadwoven fabrics (excl. cotton & wool).....		313310-47	4.0	-0.3	0.1	0.0	0.0	0.0
Secondary products and miscellaneous receipts.....		313310-SM						
Fabric coating mills.....	31332		4.0	0.5	0.7	-0.5	0.3	0.1
Fabric coating mills.....	313320		4.0	0.5	0.7	-0.5	0.3	0.1
Primary products.....		313320-P	4.0	0.5	0.7	-0.5	0.3	0.1
Vinyl coated fabrics, including expanded vinyl coated.....		313320-1	0.5	0.7	1.4	-2.0	1.1	-0.2
Rubber coated fabrics, garments, and footwear.....		313320-4	4.8	2.1	0.0	0.0	0.0	0.0
Coated or laminated fabrics and coated yarns, incl. impregnated fabrics.....		313320-5	5.4	0.2	0.5	0.0	0.0	0.2
Secondary products and miscellaneous receipts.....		313320-SM						
Secondary products.....		313320-S	0.4	-0.8	0.0	-0.3	1.5	0.2
Textile product mills.....	314		1.1	0.6	0.9	-0.5	-0.7	0.0
Textile furnishings mills.....	3141		0.3	0.9	1.4	-0.8	-1.3	0.0
Carpet and rug mills.....	31411		0.3	1.2	1.8	-1.1	-1.7	0.0
Carpet and rug mills.....	314110		0.3	1.2	1.8	-1.1	-1.7	0.0
Primary products.....		314110-P	0.3	1.2	1.8	-1.1	-1.7	0.0
Carpet and rugs.....		314110-0	0.3	1.2	1.8	-1.1	-1.7	0.0
Secondary products and miscellaneous receipts.....		314110-SM						
Curtain and linen mills.....	31412		0.5	0.0	0.0	0.1	0.0	0.0
Curtain and linen mills.....	314120		0.5	0.0	0.0	0.1	0.0	0.0
Primary products.....		314120-P	0.4	0.0	0.0	0.1	0.0	0.0
Curtains and draperies, made from purchased materials.....		314120-1	0.7	0.0	0.0	0.0	0.0	0.0
Other household textile products, made from purchased materials.....		314120-8	0.3	0.0	0.0	0.1	-0.1	0.0
Bedspreads, made from purchased materials.....		314120-83	0.0	0.0	0.0	0.0	0.0	0.0
Other household furnishings, made from purchased materials.....		314120-89	0.3	0.0	0.0	0.1	-0.1	0.0
Secondary products and miscellaneous receipts.....		314120-SM						
Miscellaneous receipts.....		314120-M	2.3	0.0	0.0	0.0	0.0	0.0
Secondary products.....		314120-S	-0.4	0.0	0.0	0.7	0.0	0.1
Other textile product mills.....	3149		2.1	0.1	0.3	0.0	0.0	0.0
Textile bag and canvas mills.....	31491		2.5	0.0	0.0	0.0	0.0	0.1
Textile bag and canvas mills.....	314910		2.5	0.0	0.0	0.0	0.0	0.1
Primary products.....		314910-P	2.6	0.0	0.0	0.1	0.0	0.1
Textile bags.....		314910-1	-	0.0	0.0	0.0	-	-
Canvas and related products.....		314910-5	2.1	0.0	0.0	0.1	0.0	0.1
Secondary products and miscellaneous receipts.....		314910-SM						
Miscellaneous receipts.....		314910-M	0.0	0.0	0.0	0.0	0.0	0.0
Secondary products.....		314910-S	1.9	0.0	0.0	-0.4	0.0	0.0
All other textile product mills.....	31499		2.0	0.2	0.4	-0.1	0.1	-0.1
Rope, twine, tire cord, and tire fabric mills.....	314994		-3.3	0.5	-0.1	-0.7	0.0	-0.3
Primary products.....		314994-P	-3.5	0.5	-0.1	-0.7	0.0	-0.3
Rope, cordage, and twine.....		314994-4	7.2	0.3	-0.2	-0.2	1.7	-0.6

See footnotes at end of table.

Table 12. Producer price index percentage changes for the net output of selected industries and their products, not seasonally adjusted — Continued
 [December 2023]

Title ¹	Industry code	Product code	Unadjusted 12-month percent change ²	Unadjusted 1-month percent change ²				
			Dec. 2022 to Dec. 2023 ^P	July to Aug.	Aug. to Sept. ^P	Sept. to Oct. ^P	Oct. to Nov. ^P	Nov. to Dec. ^P
Rope, twine, tire cord, and tire fabric mills - Continued								
Tire cord and tire fabrics.....		314994-7	-11.8	0.7	0.0	-1.2	-1.7	0.0
Secondary products and miscellaneous receipts.....		314994-SM						
Miscellaneous receipts.....		314994-M	8.5	0.0	-0.4	-0.1	1.2	0.0
All other miscellaneous textile product mills.....	314999		3.9	0.1	0.6	0.1	0.1	0.0
Primary products.....		314999-P	4.1	0.1	0.5	0.1	0.1	0.0
Embroideries (excluding Schiffli machine products) and embroidery contractors. . .		314999-6	3.0	0.6	0.5	0.0	0.0	0.0
Trimmings and findings, excluding automobile and apparel.....		314999-7	22.0	0.0	0.5	0.1	2.9	2.1
All other miscellaneous fabricated textile products.....		314999-8	3.6	0.0	0.3	0.2	-0.1	-0.3
Secondary products and miscellaneous receipts.....		314999-SM						
Miscellaneous receipts.....		314999-M	4.0	0.0	2.1	0.0	0.0	0.0
Secondary products.....		314999-S	0.6	-0.2	0.3	0.2	0.0	0.0
Apparel manufacturing.....	315		1.5	0.0	0.3	-0.4	0.0	0.4
Apparel knitting mills.....	3151		1.4	0.0	0.0	0.0	-0.1	0.0
Apparel Knitting Mills.....	31512		1.4	0.0	0.0	0.0	-0.1	0.0
Apparel knitting mills.....	315120		1.4	0.0	0.0	0.0	-0.1	0.0
Primary products.....		315120-P	1.4	0.0	0.0	0.0	-0.1	0.0
Hosiery and socks.....		315120-1	0.6	0.0	0.0	0.0	-0.1	0.0
Hosiery and socks.....		315120-10	0.6	0.0	0.0	0.0	-0.1	0.0
Other apparel knitting mills.....		315120-2	-	0.0	0.0	0.0	-	-
Secondary products and miscellaneous receipts.....		315120-SM						
Cut and sew apparel manufacturing.....	3152		1.1	0.0	0.1	-0.5	0.0	0.5
Cut and sew apparel contractors.....	31521		4.1	0.0	0.0	0.0	0.0	2.0
Cut and sew apparel contractors.....	315210		4.1	0.0	0.0	0.0	0.0	2.0
Primary products.....		315210-P	4.2	0.0	0.0	0.0	0.0	2.0
Contract receipts for men's and boys' (including unisex) apparel.....		315210-4	4.8	0.0	0.0	0.0	0.0	4.8
Contract receipts for men's and boys' pants, work apparel, and other outerwear.....		315210-48	8.9	0.0	0.0	0.0	0.0	8.9
Secondary products and miscellaneous receipts.....		315210-SM						
Cut and sew apparel manufacturing (except contractors).....	31525		0.0	0.0	0.1	-0.7	0.0	0.0
Cut and sew apparel manufacturing (except contractors).....	315250		0.1	0.0	0.1	-0.7	0.0	0.0
Primary products.....		315250-P	0.0	0.0	0.1	-0.7	0.0	0.0
Men's and boys' cut and sew apparel manufacturing.....		315250-1	2.2	0.0	0.0	-0.6	0.0	0.0
Men's and boys' nightwear, robes, and underwear, made from purchased fabrics.....		315250-11	0.3	0.0	0.0	0.3	0.0	0.0
Men's and boys' suits, coats, and overcoats, made from purchased fabrics. . . .		315250-12	-	0.0	0.0	0.7	0.0	0.0
Men's and boys' shirts, except work shirts, made from purchased fabrics.....		315250-13	4.2	0.2	0.0	0.1	0.0	0.0
Men's and boys' pants, except work pants, made from purchased fabrics.		315250-14	-	0.0	0.0	0.0	-	-
Men's and boys' work clothing, made from purchased fabrics.....		315250-15	2.5	0.0	0.0	0.0	0.0	0.0
Men's and boys' other outerwear, made from purchased fabrics.....		315250-16	-5.0	0.0	0.1	-6.4	0.0	0.0
Women's, girls', and infants' cut and sew apparel manufacturing.....		315250-2	-2.3	0.0	0.0	-1.1	0.0	0.0
Women's and girls' lingerie and nightwear, made from purchased fabrics.....		315250-21	0.8	0.0	0.0	0.0	0.0	0.0
Women's and girls' blouses and shirts, made from purchased fabrics.....		315250-22	-3.3	0.0	0.0	-3.4	0.0	0.0
Women's and girls' dresses, made from purchased fabrics.....		315250-23	-4.0	0.0	0.0	0.0	0.0	0.0
Women's and girls' suits, coats, and skirts, made from purchased fabrics.....		315250-24	1.7	0.0	0.0	0.0	0.0	0.0
Women's and girls' other outerwear, made from purchased fabrics.....		315250-25	0.7	0.0	0.1	0.0	0.0	0.0
Other cut and sew apparel manufacturing.....		315250-3	3.3	0.0	0.4	0.0	0.0	0.0
Fur and leather apparel, made from purchased materials.....		315250-31	3.1	0.0	1.7	0.0	0.0	0.0
All other cut and sew apparel, made from purchased materials.....		315250-32	3.4	0.0	0.2	0.0	0.0	0.0
Secondary products and miscellaneous receipts.....		315250-SM						
Miscellaneous receipts.....		315250-M	-	0.0	0.5	0.0	0.0	0.0
Secondary products.....		315250-S	0.3	0.0	0.2	0.0	0.0	0.0
Accessories and other apparel manufacturing.....	3159		3.6	0.0	1.9	0.0	0.0	0.0
Accessories and other apparel manufacturing.....	31599		3.6	0.0	1.9	0.0	0.0	0.0
Accessories and other apparel manufacturing.....	315990		3.6	0.0	1.9	0.0	0.0	0.0
Primary products.....		315990-P	3.8	0.0	2.1	0.0	0.0	0.0
All other accessories and apparel.....		315990-B	2.0	0.0	0.0	0.0	0.0	0.0
Leather belts, made from purchased materials.....		315990-BC	-	0.0	0.0	0.0	0.0	-
All other apparel accessories, made from purchased materials.....		315990-BE	2.4	0.0	0.0	0.0	0.0	0.0
Hats, caps, and millinery products.....		315990-4	5.8	0.0	5.3	0.0	0.0	0.0
Men's and boys' fabric, straw, and felt hats, made from purchased materials. . . .		315990-41	6.4	0.0	6.4	0.0	0.0	0.0

See footnotes at end of table.

Table 12. Producer price index percentage changes for the net output of selected industries and their products, not seasonally adjusted — Continued
 [December 2023]

Title ¹	Industry code	Product code	Unadjusted 12-month percent change ²	Unadjusted 1-month percent change ²				
			Dec. 2022 to Dec. 2023 ^P	July to Aug.	Aug. to Sept. ^P	Sept. to Oct. ^P	Oct. to Nov. ^P	Nov. to Dec. ^P
Accessories and other apparel manufacturing - Continued								
Women's, girls', and infants' fabric, straw, and felt hats, made from purchased materials.....		315990-43	-	0.0	0.0	0.0	0.0	-
Hat bodies and fabric caps, made from purchased materials.....		315990-45	4.7	0.0	0.0	0.0	0.0	0.0
Gloves and mittens, made from purchased materials.....		315990-7	3.8	0.0	0.0	0.0	0.0	0.0
Secondary products and miscellaneous receipts.....		315990-SM						
Miscellaneous receipts.....		315990-M	0.3	0.0	0.0	0.0	0.0	0.0
Secondary products.....		315990-S	2.6	0.0	0.0	0.0	0.0	0.0
Leather and allied product manufacturing.....	316		3.0	0.2	0.0	0.0	0.1	0.1
Leather and hide tanning and finishing.....	3161		1.8	0.8	-0.1	0.0	0.1	0.2
Leather and hide tanning and finishing.....	31611		1.8	0.8	-0.1	0.0	0.1	0.2
Leather and hide tanning and finishing.....	316110		1.8	0.8	-0.1	0.0	0.1	0.2
Primary products.....		316110-P	1.8	0.8	-0.1	0.0	0.1	0.2
Finished and unfinished leather.....		316110-1	1.7	0.8	-0.1	0.0	0.1	0.2
Tanning or finishing leather owned by others, and furs, dressed and dyed or bleached.....		316110-2	2.4	0.8	0.0	0.1	0.0	0.0
Contract and commission receipts for tanning or finishing leather owned by others.....		316110-21	1.3	0.1	0.0	0.1	0.0	0.0
Secondary products and miscellaneous receipts.....		316110-SM						
Footwear manufacturing.....	3162		1.2	0.0	0.0	0.0	0.1	0.0
Footwear manufacturing.....	31621		1.2	0.0	0.0	0.0	0.1	0.0
Footwear manufacturing.....	316210		1.2	0.0	0.0	0.0	0.1	0.0
Primary products.....		316210-P	1.2	0.0	0.0	0.0	0.1	0.0
Rubber and plastics footwear, including athletic footwear.....		316210-1	0.6	0.0	0.0	0.0	0.0	0.0
Men's footwear (size 6 and larger), excluding athletic.....		316210-2	1.7	0.0	0.0	0.0	0.0	0.0
Women's footwear (size 4 and larger), excluding athletic.....		316210-5	1.2	0.0	0.0	-0.2	0.6	0.0
Secondary products and miscellaneous receipts.....		316210-SM						
Miscellaneous receipts.....		316210-M	1.0	0.0	0.0	0.0	0.0	0.0
Other leather product manufacturing.....	3169		5.7	0.0	0.1	0.1	0.0	0.0
Other leather product manufacturing.....	31699		5.7	0.0	0.1	0.1	0.0	0.0
Other leather and allied product manufacturing.....	316990		5.7	0.0	0.1	0.1	0.0	0.0
Primary products.....		316990-P	5.7	0.0	0.1	0.1	0.0	0.0
Women's and children's handbags and purses.....		316990-1	0.6	0.0	0.0	0.2	0.0	0.0
All other leather goods and allied products.....		316990-2	7.2	0.0	0.1	0.1	0.0	0.0
Luggage (including suitcases, travel bags, backpacks, and other types).....		316990-21	14.3	0.0	0.3	0.0	0.0	0.0
Personal leather goods (excluding women's handbags and purses).....		316990-22	2.3	0.0	0.0	1.1	0.0	0.0
Boot and shoe cut stock and findings.....		316990-24	2.1	0.0	0.0	0.0	0.0	0.0
All other miscellaneous leather goods.....		316990-25	2.9	0.0	0.0	0.2	0.0	0.0
Secondary products and miscellaneous receipts.....		316990-SM						
Miscellaneous receipts.....		316990-M	2.6	0.0	0.0	0.0	0.0	0.0
Wood product manufacturing.....	321		-4.3	-0.4	0.0	-2.4	-0.8	0.0
Sawmills and wood preservation.....	3211		-7.0	-4.9	-0.1	-3.3	-2.4	0.1
Sawmills and wood preservation.....	32111		-7.0	-4.9	-0.1	-3.3	-2.4	0.1
Sawmills.....	321113		-9.3	-6.1	0.3	-4.3	-2.7	-0.3
Primary products.....		321113-P	-9.8	-6.5	0.3	-4.6	-3.0	-0.3
Hardwood lumber, made in sawmills.....		321113-1	1.8	-13.2	6.0	-9.1	2.2	-1.1
Softwood lumber, made in sawmills.....		321113-3	-15.9	-5.0	-2.0	-3.5	-5.7	0.3
Softwood dressed lumber, less than 2 inches in nominal thickness, not edge worked.....		321113-32	-42.0	-4.9	-5.1	-5.9	-6.9	0.8
Softwood dressed 2-inch lumber, 2 inches in nominal thickness only, not edge worked.....		321113-33	-12.3	-7.3	-1.8	-5.6	-7.6	1.9
Softwood dressed lumber and timbers, more than 2 inches in nominal thickness, not edge worked.....		321113-34	-23.7	2.7	-5.3	0.2	-9.9	-3.4
Wood chips, excluding field chips.....		321113-5	-2.5	-0.8	0.3	-0.7	-0.3	-1.1
Wood ties, siding, shingles, and shakes, and contract sawing of logs owned by others.....		321113-7	9.3	6.6	0.0	0.3	-1.0	-1.7
Secondary products and miscellaneous receipts.....		321113-SM						
Wood preservation.....	321114		1.1	-0.8	-1.2	0.0	-1.3	1.4
Primary products.....		321114-P	3.3	-0.4	-0.9	0.3	-1.0	1.5
Wood poles, piles, and posts owned and treated by the same establishment.....		321114-1	6.2	0.8	-1.9	1.0	-0.8	1.9
Other wood products owned and treated by the same establishment.....		321114-5	-0.1	-1.8	0.2	-0.6	-1.4	1.2

See footnotes at end of table.

Table 12. Producer price index percentage changes for the net output of selected industries and their products, not seasonally adjusted — Continued
 [December 2023]

Title ¹	Industry code	Product code	Unadjusted 12-month percent change ²	Unadjusted 1-month percent change ²					
				Dec. 2022 to Dec. 2023 ^P	July to Aug.	Aug. to Sept. ^P	Sept. to Oct. ^P	Oct. to Nov. ^P	Nov. to Dec. ^P
Wood preservation - Continued									
Receipts for treating wood owned by others w/ arsenical chemicals, creosote, & other chemicals.....		321114-9	1.6	0.2	0.1	0.0	-0.1	0.3	
Secondary products and miscellaneous receipts.....		321114-SM							
Plywood and engineered wood product mfg.....	3212		-5.6	3.9	0.5	-6.3	-1.3	-0.3	
Plywood and engineered wood product mfg.....	32121		-5.6	3.9	0.5	-6.3	-1.3	-0.3	
Hardwood veneer and plywood manufacturing.....	321211		-5.8	-0.3	-1.1	-0.1	-0.1	0.2	
Primary products.....		321211-P	-6.4	0.0	-1.2	-0.1	-0.1	0.1	
Hardwood veneer, including veneer backed with paper, cloth, or other flexible material.....		321211-1	-2.4	-0.1	-0.1	-0.5	-0.5	0.6	
Hardwood plywood.....		321211-4	-13.3	0.4	-2.4	0.4	-0.3	0.0	
Hardwood veneered panels, including two-ply veneers.....		321211-7	-3.3	-0.3	-1.9	0.0	1.0	-0.8	
Secondary products and miscellaneous receipts.....		321211-SM							
Softwood veneer and plywood manufacturing.....	321212		-5.3	1.2	3.0	2.7	-2.9	-0.3	
Primary products.....		321212-P	-2.1	2.6	3.3	3.0	-2.1	-0.4	
Softwood veneer, incl. veneer backed w/ paper, cloth, or other flexible material. ...		321212-1	-7.9	1.8	1.7	1.6	-0.2	-1.4	
Softwood plywood products: rough, sanded, and specialties.....		321212-4	1.2	3.0	4.2	3.8	-3.2	0.2	
Secondary products and miscellaneous receipts.....		321212-SM							
Secondary products.....		321212-S	-37.0	-12.6	-1.2	-1.3	-12.8	-0.2	
Engineered wood member manufacturing.....	321215		-11.3	-2.1	0.8	-0.1	-0.1	-1.7	
Primary products.....		321215-P	-11.2	-1.4	1.0	0.0	-0.3	-1.8	
Engineered wood members (excluding trusses).....		321215-1	-9.2	-2.9	-0.3	-0.2	-0.3	0.3	
Laminated veneer lumber.....		321215-11	-13.9	-5.3	-0.9	-0.6	-0.6	0.8	
Other engineered structural wood members, excluding trusses & laminated veneer lumber.....		321215-12	-6.5	-1.6	0.0	0.0	-0.1	0.1	
Wood trusses.....		321215-2	-12.1	-0.7	1.6	0.1	-0.3	-2.6	
Secondary products and miscellaneous receipts.....		321215-SM							
Reconstituted wood product manufacturing.....	321219		1.8	13.0	-0.2	-17.4	-2.3	1.0	
Primary products.....		321219-P	2.2	13.5	-0.2	-17.9	-2.4	1.1	
Hardboard products.....		321219-B	0.0	-0.2	0.0	0.0	0.0	0.0	
Particleboard made from particleboard produced at the same location.....		321219-1	-10.8	-1.9	-1.4	-0.2	-1.3	-0.5	
Secondary products and miscellaneous receipts.....		321219-SM							
Other wood product manufacturing.....	3219		-2.7	-0.8	-0.3	-0.1	0.0	0.1	
Millwork.....	32191		-1.5	-1.1	-0.2	0.5	0.1	0.0	
Wood window and door manufacturing.....	321911		-0.2	-1.8	0.3	0.5	0.2	0.2	
Primary products.....		321911-P	-0.4	-1.9	0.3	0.5	0.1	0.2	
Wood window units.....		321911-1	4.5	0.0	0.0	0.0	0.0	0.0	
Double hung wood window units.....		321911-11	4.3	0.0	0.0	0.0	0.0	0.0	
Casement wood window units.....		321911-12	4.8	0.0	0.0	0.0	0.0	0.0	
All other wood window units, including horizontal sliding, awning and single hung.....		321911-13	4.4	0.0	0.0	0.0	0.0	0.0	
Wood sash, excluding sash shipped in window units.....		321911-3	4.6	0.0	0.0	0.0	0.0	0.0	
Wood window & door frames, incl. door frames in door units, excl. window frames in window units.....		321911-5	-15.5	-10.9	1.4	4.4	1.0	1.0	
Wood panel, flush, & molded face doors, interior & exterior, incl. doors with glazed sections.....		321911-7	1.5	-0.5	0.2	-0.2	-0.1	0.1	
Other wood doors, incl. garage, patio, bifold, cabinet, screen, storm and louver. ...		321911-9	2.3	0.0	0.0	-0.4	0.0	0.0	
Secondary products and miscellaneous receipts.....		321911-SM							
Secondary products.....		321911-S	-0.6	0.0	0.9	0.0	0.6	0.1	
Cut stock, resawing lumber, and planing.....	321912		-4.9	-1.5	0.3	0.1	0.2	0.1	
Primary products.....		321912-P	-3.5	-1.8	0.4	0.1	0.2	0.1	
Softwood lumber, made from purchased lumber.....		321912-3	0.2	-0.4	0.4	-0.4	-0.2	0.1	
Hardwood cut stock and dimension.....		321912-6	0.4	-0.1	0.2	0.2	0.2	0.2	
Softwood cut stock and dimension.....		321912-8	-15.4	-3.6	-0.3	-2.9	-1.9	-0.2	
Sawn wood fence stock, wood lath, and contract resawing and planing.....		321912-9	0.0	0.0	0.0	0.0	0.0	0.0	
Secondary products and miscellaneous receipts.....		321912-SM							
Other millwork, including flooring.....	321918		-1.0	0.2	-1.5	0.7	-0.1	-0.3	
Primary products.....		321918-P	-1.0	-0.1	-0.7	-0.2	-0.1	-0.2	
Wood moldings.....		321918-2	-2.9	0.0	-0.2	-0.3	-0.2	-0.3	
Other wood millwork products, including stairwork, exterior millwork, and softwood flooring.....		321918-5	-0.7	0.0	-1.7	-0.3	0.0	-0.3	
Hardwood flooring.....		321918-7	0.9	-0.5	0.3	0.1	-0.2	0.0	
Hardwood flooring, other than oak and maple.....		321918-72	0.2	0.0	0.0	0.0	0.0	0.0	

See footnotes at end of table.

Table 12. Producer price index percentage changes for the net output of selected industries and their products, not seasonally adjusted — Continued
 [December 2023]

Title ¹	Industry code	Product code	Unadjusted 12-month percent change ²	Unadjusted 1-month percent change ²					
				Dec. 2022 to Dec. 2023 ^P	July to Aug.	Aug. to Sept. ^P	Sept. to Oct. ^P	Oct. to Nov. ^P	Nov. to Dec. ^P
Other millwork, including flooring - Continued									
Oak and maple hardwood flooring.....		321918-73	0.9	-0.5	0.3	0.1	-0.2	0.0	
Secondary products and miscellaneous receipts.....		321918-SM							
Miscellaneous receipts.....		321918-M	-	-	-	-	-	-	
Secondary products.....		321918-S	-6.7	1.5	-0.1	-0.7	-1.2	-1.0	
Wood container and pallet manufacturing.....	32192		-12.0	-1.0	-0.5	-2.2	-1.4	-0.4	
Wood container and pallet manufacturing.....	321920		-12.0	-1.0	-0.5	-2.2	-1.4	-0.4	
Primary products.....		321920-P	-12.0	-1.0	-0.8	-2.1	-1.4	-0.5	
Nailed and lock-corner wood boxes.....		321920-1	-1.2	0.0	0.0	0.0	0.0	0.0	
Wood box and crate shook.....		321920-3	-7.5	0.0	-0.6	-0.1	-3.5	0.0	
Wood pallets and pallet containers, wood and metal combination.....		321920-5	-12.8	-1.1	-0.8	-1.9	-1.4	-0.5	
Other wood container parts and wood containers.....		321920-7	-	0.0	0.0	-6.8	-	-	
Secondary products and miscellaneous receipts.....		321920-SM							
Miscellaneous receipts.....		321920-M	-45.8	-9.0	-2.1	-4.9	-12.2	-1.3	
Secondary products.....		321920-S	-2.0	-0.7	6.4	-4.7	0.6	0.4	
All other wood product manufacturing.....	32199		1.5	0.1	-0.2	0.2	0.7	0.4	
Manufactured home, mobile home, manufacturing.....	321991		-3.6	-0.9	-1.1	0.0	0.1	0.0	
Primary products.....		321991-P	-3.6	-0.9	-1.1	0.0	0.1	0.0	
Manufactured homes (mobile homes), all width sizes (incl. multisection).....		321991-1	-3.6	-0.9	-1.1	0.0	0.1	0.0	
Secondary products and miscellaneous receipts.....		321991-SM							
Prefabricated wood building manufacturing.....	321992		-0.8	0.2	-0.1	0.4	-0.3	0.2	
Primary products.....		321992-P	-0.8	0.1	-0.1	0.4	-0.3	0.1	
Prefabricated stationary wood buildings, components (not sold as complete units).....		321992-1	5.7	0.0	0.0	0.0	0.0	0.0	
Prefabricated stationary wood buildings, shipped in panel form (complete units).....		321992-5	-3.6	0.1	-0.3	1.4	-0.3	0.7	
Prefabricated stationary wood buildings, precut packages (complete units).....		321992-6	0.6	0.2	0.1	-0.3	-0.6	0.1	
Prefabricated stationary wood buildings, shipped in three-dimensional assemblies.....		321992-7	0.3	0.0	0.0	0.0	0.0	-0.4	
Prefabricated stationary wood buildings, three-dimensional assemblies, residential.....		321992-71	1.3	0.0	0.0	0.0	0.0	-0.5	
Prefabricated stationary wood buildings, three-dimensional assemblies, nonresidential.....		321992-72	-7.6	0.0	0.0	0.0	0.0	0.0	
Secondary products and miscellaneous receipts.....		321992-SM							
Miscellaneous receipts.....		321992-M	-4.6	5.0	-3.3	-2.8	-2.6	1.6	
Secondary products.....		321992-S	-	0.0	0.0	0.0	-0.1	0.3	
Miscellaneous wood product manufacturing.....	321999		8.3	0.9	0.7	0.2	2.0	0.9	
Primary products.....		321999-P	8.0	0.8	0.8	0.2	2.4	1.0	
All other miscellaneous wood products.....		321999-0	8.0	0.8	0.8	0.2	2.4	1.0	
Secondary products and miscellaneous receipts.....		321999-SM							
Paper manufacturing.....	322		-4.0	-0.5	0.0	-0.2	-0.3	-0.3	
Pulp, paper & paperboard mills.....	3221		-7.7	-0.6	0.3	-0.5	-0.6	-1.5	
Pulp mills.....	32211		-21.2	-3.1	-4.4	3.4	0.4	1.1	
Pulp mills.....	322110		-21.2	-3.1	-4.4	3.4	0.4	1.1	
Primary products.....		322110-P	-21.2	-3.1	-4.4	3.4	0.4	1.1	
Special alpha and dissolving wood pulp, incl. sulfite and sulfate and other wood pulp.....		322110-6	-21.4	-3.6	-5.2	6.8	0.5	1.4	
All other miscellaneous pulp, other than wood, and pulp mill by-products, incl. turpentine.....		322110-9	-20.2	0.0	0.0	-15.0	0.2	-1.0	
Paper mills.....	32212		-5.8	-0.6	0.2	-1.1	-1.5	-1.4	
Paper mills.....	322120		-5.8	-0.5	0.2	-1.1	-1.5	-1.4	
Primary products.....		322120-P	-4.5	-0.5	0.3	-1.1	-1.9	-1.5	
Bleached bristol, clay-coated, uncoated, and industrial converted paper.....		322120-1	-1.4	0.0	0.9	-1.7	-0.1	-0.3	
Construction paper.....		322120-2	-	-0.8	0.0	2.9	0.0	0.0	
Sanitary tissue paper products, made in paper mills.....		322120-4	-6.2	-0.6	0.0	-1.5	-3.5	-2.8	
Newsprint and uncoated ground-wood paper.....		322120-5	-16.0	-3.6	1.0	-3.3	-3.0	0.0	
Secondary products and miscellaneous receipts.....		322120-SM							
Paperboard mills.....	32213		-7.9	-0.4	1.0	-0.3	0.2	-1.9	
Paperboard mills.....	322130		-7.9	-0.4	1.0	-0.3	0.2	-1.9	
Primary products.....		322130-P	-7.9	-0.6	1.0	-0.2	0.0	-2.0	
Bleached packaging and industrial converting paperboard.....		322130-B	-2.0	-2.0	0.0	0.0	0.0	0.0	
Unbleached kraft packaging and industrial converting paperboard.....		322130-1	-8.9	-0.2	2.2	-0.5	0.0	-3.6	
Recycled paperboard.....		322130-7	-10.5	-0.2	-0.8	0.1	0.1	-0.6	

See footnotes at end of table.

Table 12. Producer price index percentage changes for the net output of selected industries and their products, not seasonally adjusted — Continued
 [December 2023]

Title ¹	Industry code	Product code	Unadjusted 12-month percent change ²	Unadjusted 1-month percent change ²				
			Dec. 2022 to Dec. 2023 ^P	July to Aug.	Aug. to Sept. ^P	Sept. to Oct. ^P	Oct. to Nov. ^P	Nov. to Dec. ^P
Paperboard mills - Continued								
Secondary products and miscellaneous receipts.....		322130-SM						
Converted paper product mfg.....	3222		-2.2	-0.4	-0.1	0.0	-0.2	0.1
Paper container mfg.....	32221		-3.6	-0.3	-0.3	0.0	-0.2	0.3
Corrugated and solid fiber box manufacturing.....	322211		-5.9	-0.5	-0.3	0.2	-0.1	0.4
Primary products.....		322211-P	-6.1	-0.5	-0.3	0.2	-0.1	0.5
Corrugated and solid fiber boxes, including pallets.....		322211-0	-6.1	-0.5	-0.3	0.2	-0.1	0.5
Corrugated shipping containers for food and beverages and carryout boxes for retail food.....		322211-01	-5.6	-1.4	-0.1	-0.2	0.0	0.0
Corrugated shipping containers for paper and allied products.....		322211-02	-15.2	-2.0	-0.1	0.4	0.0	0.0
Corrugated shipping containers for metal and electrical machinery.....		322211-03	-3.4	0.0	-0.1	0.1	0.0	0.0
Corrugated shipping containers for all other end uses.....		322211-04	-4.4	-0.1	-0.1	0.0	0.0	0.0
Corrugated paperboard in sheets and rolls, lined and unlined.....		322211-05	-9.7	1.0	-1.7	1.2	-0.6	0.5
Other corrugated and solid fiber products, including containers, pallets, pads, etc.....		322211-09	-0.1	-0.4	0.0	0.0	0.0	2.7
Secondary products and miscellaneous receipts.....		322211-SM						
Miscellaneous receipts.....		322211-M	-2.1	0.1	-0.2	0.2	-1.5	-0.2
Secondary products.....		322211-S	2.2	0.7	0.0	0.0	0.3	0.0
Folding paperboard box manufacturing.....	322212		2.1	0.0	-0.3	-0.1	-1.1	0.0
Primary products.....		322212-P	1.9	0.0	-0.3	-0.1	-1.2	-0.1
Folding paperboard boxes, packaging, and packaging components.....		322212-0	1.9	0.0	-0.3	-0.1	-1.2	-0.1
Secondary products and miscellaneous receipts.....		322212-SM						
Other paperboard container manufacturing.....	322219		0.0	0.1	0.0	-0.5	0.8	0.1
Primary products.....		322219-P	0.0	0.1	0.0	-0.5	0.9	0.1
Setup (rigid) paperboard boxes.....		322219-1	8.3	-1.8	-1.9	-0.1	1.8	0.0
Paperboard fiber drums with ends of any material.....		322219-7	-2.8	2.5	-0.1	0.2	-2.4	0.0
Fiber cans, tubes, and similar fiber products.....		322219-8	4.1	0.1	0.3	-0.1	0.1	0.2
Fiber cans, all fiber and composite.....		322219-81	6.8	0.2	0.4	-0.2	0.3	0.4
Fiber cores and tubes.....		322219-82	-1.1	0.0	0.0	0.0	-0.4	0.0
Paperboard cones, reels, spools, bobbins, blocks, and all vulcanized fiber products.....		322219-83	8.4	0.0	0.0	0.0	0.0	0.0
Secondary products and miscellaneous receipts.....		322219-SM						
Paper bag and coated and treated paper mfg.....	32222		-0.9	-0.5	0.0	0.0	-0.4	-0.2
Paper bag and coated and treated paper manufacturing.....	322220		-0.9	-0.5	0.0	0.0	-0.4	-0.2
Primary products.....		322220-P	-1.1	-0.6	0.0	-0.1	-0.4	-0.2
Specialty bags, pouches, and liners, multiweb laminations and foil, except film-film.....		322220-C	0.8	-0.1	0.1	0.0	0.0	0.0
Uncoated single-web paper grocers' bags and sacks and variety and shopping bags.....		322220-D	14.2	0.0	0.0	-0.6	0.0	0.0
Laminated aluminum foil rolls and sheets for flexible packaging uses.....		322220-F	2.3	-0.1	-0.3	0.0	0.0	0.0
Pasted, lined, laminated, or surface-coated paperboard.....		322220-G	-3.3	0.0	-1.3	0.0	0.0	0.0
Single-web paper, rolls and sheets, including waxed, for flexible packaging uses.....		322220-H	2.8	0.0	0.0	0.0	0.0	0.0
Multiweb laminated rolls and sheets, except foil, for flexible packaging uses.....		322220-J	-6.6	0.0	0.0	-0.4	0.0	0.0
Pressure-sensitive products.....		322220-N	-2.1	0.1	-0.2	0.3	-0.1	-1.2
Wallcoverings.....		322220-7	1.7	0.0	0.0	0.0	0.0	0.0
Converted foil for nonpackaging applications.....		322220-8	-0.9	0.9	0.0	0.0	0.0	0.0
Other coated and processed papers, except for packaging uses.....		322220-9	-0.7	-0.7	1.3	1.0	-3.5	1.6
Secondary products and miscellaneous receipts.....		322220-SM						
Miscellaneous receipts.....		322220-M	20.9	3.6	0.0	11.2	-4.3	4.1
Stationery product mfg.....	32223		-0.2	-0.9	0.6	-0.6	0.9	0.3
Stationery product manufacturing.....	322230		-0.2	-0.9	0.6	-0.6	0.9	0.3
Primary products.....		322230-P	-0.3	-0.9	0.6	-0.6	0.8	0.3
Die-cut paper and paperboard office supplies.....		322230-4	9.3	0.0	0.0	0.0	7.3	0.0
Envelopes, commercial, all types and materials.....		322230-5	-3.0	-0.2	-0.1	0.1	1.0	-0.7
Tablets, pads and related products.....		322230-9	1.7	-0.8	-0.3	-0.3	0.0	0.1
Secondary products and miscellaneous receipts.....		322230-SM						
Miscellaneous receipts.....		322230-M	-2.7	1.7	-0.6	-2.4	0.6	-0.5
Other converted paper product mfg.....	32229		1.0	-0.7	0.1	0.0	-0.1	-0.2
Sanitary paper product manufacturing.....	322291		1.8	-0.7	0.3	0.1	0.0	-0.1
Primary products.....		322291-P	1.8	-0.7	0.3	0.1	0.0	-0.2
Disposable diapers and similar disposable products, made from purchased sanitary paper stock.....		322291-2	0.0	0.0	0.0	0.0	0.0	0.0

See footnotes at end of table.

Table 12. Producer price index percentage changes for the net output of selected industries and their products, not seasonally adjusted — Continued
 [December 2023]

Title ¹	Industry code	Product code	Unadjusted 12-month percent change ²	Unadjusted 1-month percent change ²				
				Dec. 2022 to Dec. 2023 ^P	July to Aug.	Aug. to Sept. ^P	Sept. to Oct. ^P	Oct. to Nov. ^P
Sanitary paper product manufacturing - Continued								
Sanitary tissue paper products, made from purchased sanitary paper stock or wadding.....		322291-5	3.3	-1.2	0.5	0.1	0.1	-0.3
Secondary products and miscellaneous receipts.....		322291-SM						
Miscellaneous receipts.....		322291-M	5.2	-15.3	-2.5	-2.9	-1.1	7.1
All other converted paper product mfg.....	322299		-1.1	-0.7	-0.4	-0.1	-0.6	-0.3
Primary products.....		322299-P	-0.4	-0.6	-0.6	0.1	-0.6	-0.4
Molded pulp goods, including egg cartons, florist pots, food trays, etc.....		322299-1	-3.1	0.1	-1.6	-0.2	-0.9	-0.7
Miscellaneous converted paper and paperboard products.....		322299-3	0.6	-0.9	-0.2	0.2	-0.6	-0.3
Secondary products and miscellaneous receipts.....		322299-SM						
Secondary products.....		322299-S	-	-	-	-	-	-
Printing and related support activities.....	323		4.5	1.1	0.5	0.0	0.9	0.0
Printing and related support activities.....	3231		4.5	1.1	0.5	0.0	0.9	0.0
Printing.....	32311		4.6	1.1	0.5	0.0	0.9	0.0
Commercial screen printing.....	323113		1.7	0.0	0.5	0.1	-0.1	0.1
Primary products.....		323113-P	1.7	0.0	0.6	0.0	-0.1	0.1
Screen printing on garments, apparel accessories, and other fabric articles, excluding labels.....		323113-4	1.1	0.0	0.7	0.0	-0.1	0.1
Screen printing (excluding on textiles, apparel, apparel accessories, and labels) ...		323113-6	3.3	0.0	0.0	0.0	0.0	0.0
Secondary products and miscellaneous receipts.....		323113-SM						
Miscellaneous receipts.....		323113-M	4.6	-0.4	0.0	1.6	-0.4	0.0
Secondary products.....		323113-S	1.1	0.0	0.1	0.1	0.0	0.0
Books printing.....	323117		5.6	-0.9	0.5	0.0	1.3	0.0
Primary products.....		323117-P	6.6	-1.2	0.6	0.0	1.6	0.0
Other book and pamphlet printing and binding.....		323117-E	0.0	0.0	0.1	0.0	0.0	0.0
Textbook printing and binding.....		323117-1	-2.2	-0.3	-0.9	0.0	0.0	0.0
Technical, scientific, & professional book printing & binding.....		323117-3	-0.8	-0.1	-0.2	0.5	0.0	0.0
Religious book printing and binding.....		323117-5	0.7	-1.6	0.0	0.0	0.8	0.0
General book (trade, etc.) printing & binding.....		323117-7	17.6	-2.1	1.8	0.0	3.4	0.0
Secondary products and miscellaneous receipts.....		323117-SM						
Commercial printing, except screen and books.....	32311K		4.7	1.3	0.5	0.0	1.0	0.0
Primary products.....		32311K-P	2.3	0.4	0.2	0.0	0.1	0.0
Commercial lithographic printing.....		32311K-0	-0.4	0.0	0.0	-0.1	0.0	0.0
Other commercial and general job printing (lithographic).....		32311K-0B	-1.9	0.0	0.2	-1.7	0.0	0.0
Magazine and periodical printing (lithographic).....		32311K-01	-1.1	0.0	0.0	-0.2	0.0	0.0
Label and wrapper printing (lithographic).....		32311K-03	-2.0	0.0	0.0	0.0	0.0	0.0
Catalog and directory printing (lithographic).....		32311K-05	-0.6	0.0	0.0	-0.4	0.0	0.0
Advertising printing (lithographic).....		32311K-09	0.4	0.0	0.0	0.0	0.1	0.0
Commercial flexographic printing.....		32311K-2	3.6	0.6	0.0	0.0	0.0	0.0
Label and wrapper printing (flexographic).....		32311K-21	3.7	0.3	0.0	0.0	0.0	0.0
Quick printing.....		32311K-4	7.3	0.0	3.9	0.0	0.0	0.0
Digital printing.....		32311K-5	5.8	0.9	0.4	0.0	0.2	0.0
Manifold business forms printing.....		32311K-6	0.0	0.0	0.0	0.0	0.0	0.0
Other commercial printing.....		32311K-9	3.0	2.8	0.4	0.0	0.0	0.0
All other commercial and general job printing.....		32311K-9V	-	0.0	1.7	0.0	0.0	-
Secondary products and miscellaneous receipts.....		32311K-SM						
Miscellaneous receipts.....		32311K-M	-1.2	0.1	-2.0	0.1	0.3	0.0
Secondary products.....		32311K-S	-	4.7	2.1	0.1	-	-
Support activities for printing.....	32312		1.3	0.5	0.0	-0.1	0.1	0.1
Support activities for printing.....	323120		1.3	0.5	0.0	-0.1	0.1	0.1
Primary products.....		323120-P	1.3	0.5	0.0	-0.1	0.1	0.1
Softcover, pamphlet, sample book, and other binding of books and materials printed elsewhere.....		323120-3	3.3	0.0	0.0	-0.4	0.1	0.0
Miscellaneous binding and postpress work, incl collating, perforating, folding, gluing, etc.....		323120-5	-1.8	-0.3	-0.3	0.0	-0.5	-0.3
Prepress services, excl platemaking (incl film, assembled flats, color sep., typesetting, etc.).....		323120-7	0.8	-	0.0	0.0	0.0	0.0
Printing plates and cylinders, prepared for printing (excl blank plates and blank cylinders).....		323120-9	1.4	1.4	0.0	0.0	0.0	0.0
Secondary products and miscellaneous receipts.....		323120-SM						
Petroleum and coal products manufacturing.....	324		-12.8	15.8	2.3	-8.3	-6.3	-9.8
Petroleum and coal products mfg.....	3241		-12.8	15.8	2.3	-8.3	-6.3	-9.8
Petroleum refineries.....	32411		-13.8	17.2	2.5	-8.9	-6.8	-10.6

See footnotes at end of table.

Table 12. Producer price index percentage changes for the net output of selected industries and their products, not seasonally adjusted — Continued
 [December 2023]

Title ¹	Industry code	Product code	Unadjusted 12-month percent change ²	Unadjusted 1-month percent change ²				
			Dec. 2022 to Dec. 2023 ^P	July to Aug.	Aug. to Sept. ^P	Sept. to Oct. ^P	Oct. to Nov. ^P	Nov. to Dec. ^P
Petroleum refineries.....	324110		-13.8	17.2	2.5	-8.9	-6.8	-10.6
Primary products.....		324110-P	-14.2	17.6	2.6	-9.1	-6.9	-10.9
Kerosene, except jet fuel.....		324110-B	-16.0	23.5	5.7	0.2	-9.6	-13.6
Light fuel oils.....		324110-C	-18.9	31.9	4.6	-8.6	-3.8	-13.4
Home heating oil and other distillates, NEC.....		324110-C1	-22.7	17.7	7.9	-5.9	-10.0	-12.4
Diesel fuel.....		324110-C2	-18.7	32.9	4.4	-8.8	-3.4	-13.4
Heavy fuel oils, including No. 5, No. 6, heavy diesel, gas enrichment oils, etc.....		324110-E	-1.9	7.3	5.7	4.0	-3.1	-7.9
Unfinished oils and lubricating oil base stock.....		324110-J	-21.4	1.9	-0.1	11.9	2.1	0.6
Liquefied refinery gases, including other aliphatics (feed stock and other uses).....		324110-R	-33.5	0.5	3.5	3.6	6.3	-1.9
Other finished petroleum products, including waxes.....		324110-T	-42.2	2.7	12.4	26.8	-15.7	-17.1
Gasoline, including finished base stocks and blending agents.....		324110-1	-5.3	11.0	-0.2	-14.6	-9.9	-9.1
Motor gasoline, including finished base stocks and blending agents.....		324110-12	-5.4	11.0	-0.3	-14.8	-9.6	-9.3
Regular gasoline.....		324110-121	-5.7	11.3	-0.5	-15.2	-9.6	-9.2
Mid-premium gasoline.....		324110-122	-0.6	16.3	-1.0	-15.3	-6.3	-12.6
Premium gasoline.....		324110-123	-4.6	9.3	0.7	-13.4	-10.0	-9.1
Jet fuel.....		324110-6	-12.3	22.7	7.1	-3.2	-5.8	-12.1
Asphalt.....		324110-9	23.9	-0.7	-0.5	-4.2	0.4	-7.2
Secondary products and miscellaneous receipts.....		324110-SM1						
Asphalt paving and roofing materials mfg.....	32412		2.2	-0.1	0.4	0.4	0.1	-0.3
Asphalt paving mixture & block manufacturing.....	324121		1.7	0.7	0.2	0.3	0.3	-0.8
Primary products.....		324121-P	1.6	0.7	0.2	0.3	0.4	-0.8
Asphalt paving mixtures & blocks.....		324121-0	1.6	0.7	0.2	0.3	0.4	-0.8
Emulsified asphalt, including liquid additives.....		324121-0111	3.9	0.8	0.6	0.1	0.2	0.0
Other liquid asphalt and tar paving materials, including cut-backs.....		324121-0121	-5.2	0.4	0.3	0.0	-0.1	0.0
Asphalt and tar paving mixt. (excl liquid), incl bitum. or asph. concrete, asph. paving cement.....		324121-0131	0.4	0.3	-0.1	0.4	0.6	-1.6
Secondary products and miscellaneous receipts.....		324121-SM						
Miscellaneous receipts.....		324121-M	5.2	0.0	0.0	0.0	0.0	0.0
Asphalt shingle and coating materials manufacturing.....	324122		2.7	-1.1	0.6	0.7	-0.3	0.3
Primary products.....		324122-P	2.7	-1.1	0.7	0.7	-0.3	0.3
Roofing asphalts and pitches, coatings, and cements.....		324122-1	1.9	0.0	-0.2	0.0	0.1	0.0
Prepared asphalt and tar roofing and siding products, incl. saturated felts for nonbuilding use.....		324122-2	2.8	-1.2	0.7	0.7	-0.3	0.3
Asphalt smooth-surfaced roll roofing and cap sheets, organic and fiberglass base.....		324122-21	16.7	0.2	-2.6	0.1	3.1	0.0
Asphalt mineral-surfaced roll roofing and cap sheets, organic and fiberglass base.....		324122-22	3.6	-0.2	-0.1	0.1	0.1	0.0
Other prepared asphalt and tar products for roofing and siding.....		324122-27	0.7	0.1	0.3	-0.8	0.0	-0.4
Secondary products and miscellaneous receipts.....		324122-SM						
Other petroleum and coal products mfg.....	32419		-3.6	-0.1	-1.0	-0.3	0.1	0.3
Petroleum lubricating oil and grease mfg.....	324191		-1.7	-0.1	-1.2	0.5	0.1	0.8
Primary products.....		324191-P	-2.7	-0.1	-1.3	-0.2	0.1	0.8
Petroleum lubricating oils and greases, refined petroleum.....		324191-0	-2.7	-0.1	-1.3	-0.2	0.1	0.8
Lubricating oils (incl. hydraulic fluids, etc.), refined petroleum.....		324191-011	-4.0	-0.1	-1.4	-0.2	0.1	0.9
Secondary products and miscellaneous receipts.....		324191-SM						
Miscellaneous receipts.....		324191-M	4.8	-1.2	0.0	-4.3	0.0	0.0
All other petroleum and coal products mfg.....	324199		-9.8	-0.1	-0.2	-3.2	-0.2	-1.2
Primary products.....		324199-P	-9.8	-0.1	-0.2	-3.2	-0.2	-1.2
Coke oven and blast furnace products, made in coke oven establishments.....		324199-3	3.1	0.3	-1.9	-0.1	-0.6	-0.8
All other petroleum and coal products (excl. coke oven products), made in coke oven estab.....		324199-9	-10.5	-0.1	-0.1	-3.5	-0.1	-1.2
Secondary products and miscellaneous receipts.....		324199-SM						
Secondary products.....		324199-S	-	0.0	0.0	0.6	0.0	-6.0
Chemical mfg.....	325		-2.6	-0.4	0.0	0.0	-0.4	-0.5
Basic chemical mfg.....	3251		-7.3	-1.0	0.5	0.4	-1.8	-2.1
Petrochemical mfg.....	32511		-4.2	-1.2	4.8	4.0	-1.2	-1.6
Petrochemical manufacturing.....	325110		-4.2	-1.3	4.8	4.1	-1.2	-1.5
Primary products.....		325110-P	-3.7	-2.1	4.5	6.7	-1.9	0.6
Secondary products and miscellaneous receipts.....		325110-SM						
Industrial gas mfg.....	32512		4.6	-1.5	1.5	0.8	-1.7	0.1
Industrial gas manufacturing.....	325120		4.6	-1.5	1.5	0.8	-1.7	0.1
Primary products.....		325120-P	4.6	-1.5	1.5	0.8	-1.7	0.1
Oxygen.....		325120-A	5.7	0.0	0.0	-0.9	-0.4	0.2

See footnotes at end of table.

Table 12. Producer price index percentage changes for the net output of selected industries and their products, not seasonally adjusted — Continued
 [December 2023]

Title ¹	Industry code	Product code	Unadjusted 12-month percent change ²	Unadjusted 1-month percent change ²				
			Dec. 2022 to Dec. 2023 ^P	July to Aug.	Aug. to Sept. ^P	Sept. to Oct. ^P	Oct. to Nov. ^P	Nov. to Dec. ^P
Industrial gas manufacturing - Continued								
Argon and hydrogen.....		325120-C	6.8	-0.4	6.6	-1.4	2.3	0.6
Other industrial gases (including fluorocarbon and acetylene).....		325120-T	12.3	-2.4	2.6	2.3	2.9	0.0
Carbon dioxide.....		325120-4	3.8	-1.3	-2.3	-0.5	0.5	0.0
Nitrogen.....		325120-7	-19.0	-1.5	0.2	0.0	-20.6	0.2
Secondary products and miscellaneous receipts.....		325120-SM						
Synthetic dye and pigment mfg.....	32513		-5.1	4.6	-1.3	-4.1	0.3	-0.4
Synthetic dye and pigment manufacturing.....	325130		-5.1	4.6	-1.3	-4.1	0.3	-0.4
Primary products.....		325130-P	-5.2	4.7	-1.3	-4.2	0.3	-0.4
All other inorganic pigments, including TiO ₂ , chrome colors, and other white opaque pigments.....		325130-N	-6.5	6.0	-1.7	-4.2	-1.4	0.0
Synthetic organic dyes, pigments, lakes, and toners.....		325130-R	-0.9	0.3	0.3	-4.0	6.5	-1.7
Synthetic organic dyes.....		325130-R8	-7.3	-2.9	-3.9	-0.7	2.6	-3.0
Synthetic organic pigments, lakes, and toners.....		325130-R9	5.2	3.5	4.2	-6.8	10.0	-0.7
Secondary products and miscellaneous receipts.....		325130-SM						
Secondary products.....		325130-S	0.6	0.0	-1.0	-0.8	0.9	0.1
Other basic inorganic chemical manufacturing.....	32518		-10.6	-0.6	0.1	-2.4	-0.1	0.2
Other basic inorganic chemical manufacturing.....	325180		-10.6	-0.6	0.1	-2.4	-0.1	0.2
Primary products.....		325180-P	-10.7	-0.6	0.3	-2.5	-0.1	0.2
Potassium and sodium compounds, excluding bleaches, alkalies, and alum.....		325180-A	-5.9	-1.4	-1.1	-0.5	-0.6	0.0
All other inorganic chemicals.....		325180-H	1.8	-0.3	2.1	-1.9	0.1	0.6
Inorganic acids, excluding nitric, sulfuric and phosphoric.....		325180-3	-2.5	0.9	-0.3	2.7	-0.8	0.0
Sodium hydroxide (caustic soda).....		325180-4	-40.6	-3.1	-4.8	-9.9	-1.3	0.1
Carbon black, all processes.....		325180-6	8.0	0.9	3.3	2.3	2.9	0.0
Other alkalies.....		325180-7	-13.2	0.3	0.3	-5.2	-0.1	-0.4
Sulfuric acid.....		325180-9	-	0.0	0.0	0.0	0.8	0.0
Secondary products and miscellaneous receipts.....		325180-SM						
Miscellaneous receipts.....		325180-M	-	0.0	0.0	-	-	-
Secondary products.....		325180-S	-17.2	-2.1	-2.8	-2.8	0.7	0.2
Other basic organic chemical mfg.....	32519		-8.3	-1.5	-0.4	0.8	-2.6	-3.0
Ethyl alcohol manufacturing.....	325193		-20.4	-3.4	-0.4	-0.4	-6.8	-9.9
Primary products.....		325193-P	-19.6	-3.8	-0.3	0.2	-8.1	-11.5
Ethyl alcohol.....		325193-0	-20.6	-4.6	-0.2	0.4	-9.9	-12.5
Distillers' dried grains (dark and light) and dried solubles.....		325193-2	-11.7	3.5	-1.8	-0.8	8.8	-3.7
Secondary products and miscellaneous receipts.....		325193-SM						
Secondary products.....		325193-S	-24.3	-0.7	-0.9	-4.1	0.6	-1.1
Cyclic crude, intermediate, and gum and wood chemical mfg.....	325194		-7.7	-1.2	0.3	0.8	-6.2	-0.2
Primary products.....		325194-P	-8.6	-1.3	0.3	-0.4	-5.8	-0.2
Gum and wood chemicals, including wood distillation products.....		325194-1	-6.9	-4.8	0.9	0.0	-2.7	-0.2
Cyclic crude and intermediate chemicals.....		325194-2	-9.2	-0.2	0.1	-0.5	-6.7	-0.2
Secondary products and miscellaneous receipts.....		325194-SM						
All other basic organic chemical manufacturing.....	325199		-2.4	-0.6	-0.4	1.4	-0.3	-0.3
Primary products.....		325199-P	-4.3	-0.8	-0.6	1.7	-0.4	-0.6
Natural organic chemicals.....		325199-E	-4.5	-6.0	-2.3	0.0	-0.4	0.0
Synthetic organic chemicals for use as flavor and perfume materials.....		325199-H	-	0.0	0.0	0.0	-	-
Synthetic organic rubber-processing chemicals.....		325199-K	-	-2.5	-	-	-	-
Synthetic organic plasticizers.....		325199-N	1.2	3.9	-3.5	2.6	0.4	0.7
Other synthetic organic chemicals.....		325199-R	-5.5	-2.1	-2.7	5.2	0.8	0.2
Miscellaneous end use chemicals and chemical products, excluding urea.....		325199-T	-0.6	-0.1	0.0	0.2	-0.9	0.1
Miscellaneous cyclic and acyclic chemicals and chemical products, excluding fatty acid esters.....		325199-V	-7.0	-1.8	-1.3	1.5	1.2	0.0
Fatty acids.....		325199-1	-19.1	2.4	5.2	0.5	-5.6	-7.8
Industrial organic flavor oil mixtures and blends.....		325199-7	-18.7	-9.9	-8.1	-5.7	-0.8	-0.3
Secondary products and miscellaneous receipts.....		325199-SM						
Miscellaneous receipts.....		325199-M	-	0.0	0.0	-	-	-
Resin, synthetic rubber, and artificial/synthetic fiber/filaments mfg.....	3252		-6.5	-1.3	0.1	-1.3	0.2	-0.7
Resin and synthetic rubber mfg.....	32521		-6.7	-1.2	-0.1	-1.8	0.4	-0.3
Plastics material and resin manufacturing.....	325211		-6.5	-1.3	-0.2	-2.2	0.4	-0.2
Primary products.....		325211-P	-6.8	-1.3	-0.2	-2.3	0.4	-0.2
Thermoplastic resins and plastics materials.....		325211-1	-5.4	-1.7	-0.4	-2.1	0.6	-0.2
Thermosetting resins and plastics materials.....		325211-4	-15.0	1.2	0.5	-3.1	-1.0	-0.3
Secondary products and miscellaneous receipts.....		325211-SM						

See footnotes at end of table.

Table 12. Producer price index percentage changes for the net output of selected industries and their products, not seasonally adjusted — Continued
 [December 2023]

Title ¹	Industry code	Product code	Unadjusted 12-month percent change ²	Unadjusted 1-month percent change ²				
			Dec. 2022 to Dec. 2023 ^P	July to Aug.	Aug. to Sept. ^P	Sept. to Oct. ^P	Oct. to Nov. ^P	Nov. to Dec. ^P
Synthetic rubber manufacturing.....	325212		-8.7	0.1	1.2	2.8	0.2	-1.8
Primary products.....		325212-P	-8.8	0.1	1.3	2.9	0.2	-1.8
Synthetic rubber (vulcanizable elastomers).....		325212-0	-8.8	0.1	1.3	2.9	0.2	-1.8
Secondary products and miscellaneous receipts.....		325212-SM						
Artificial fibers and filaments manufacturing.....	32522		-4.8	-3.1	3.1	4.4	-1.5	-4.6
Artificial fibers and filaments manufacturing.....	325220		-4.8	-3.1	3.1	4.4	-1.5	-4.6
Primary products.....		325220-P	-5.2	-3.3	3.3	4.6	-1.5	-5.2
Polyester manufactured fibers.....		325220-7	-7.5	0.2	0.2	0.9	0.0	0.0
Other noncellulosic organic fibers, incl. polyamide, polyolefin, and producer-textured.....		325220-9	-4.1	-4.8	4.7	6.9	-2.4	-7.4
Secondary products and miscellaneous receipts.....		325220-SM						
Pesticide, fertilizer, and other agricultural chemical mfg.....	3253		-19.9	0.1	-2.1	2.4	0.7	0.5
Fertilizer mfg.....	32531		-22.7	1.2	-0.3	4.3	1.3	0.8
Nitrogenous fertilizer manufacturing.....	325311		-38.0	-1.3	-0.4	7.7	2.4	0.7
Primary products.....		325311-P	-38.2	-1.3	-0.4	7.8	2.4	0.7
Synthetic ammonia, nitric acid, ammonium compounds, and urea.....		325311-A	-40.8	-1.4	-0.5	8.8	2.7	0.8
Fertilizer materials of organic origin.....		325311-7	-0.4	0.0	0.0	0.0	0.0	0.0
Secondary products and miscellaneous receipts.....		325311-SM						
Secondary products.....		325311-S	-	-9.1	6.2	0.0	0.0	-
Phosphatic fertilizer manufacturing.....	325312		-9.5	6.0	1.0	4.0	1.0	1.4
Primary products.....		325312-P	-9.9	6.0	1.1	4.1	1.1	1.5
Phosphoric acid, superphosphates, and other phosphatic fertilizer materials.....		325312-A	-11.7	7.8	1.1	5.7	1.5	2.1
Mixed fertilizers, made in plants which manufacture fertilizer materials.....		325312-7	-5.5	2.6	0.9	0.9	0.0	0.0
Secondary products and miscellaneous receipts.....		325312-SM						
Fertilizer, mixing only, manufacturing (including compost).....	325314		-12.7	-2.7	-2.3	-0.2	0.0	-0.1
Primary products.....		325314-P	-12.4	-2.7	-2.3	-0.3	0.0	-0.1
Mixed fertilizers, mixing only.....		325314-0	-12.4	-2.7	-2.3	-0.3	0.0	-0.1
Mixed fertilizers, dry, mixing only.....		325314-01	-8.4	-2.4	-0.2	-0.4	0.0	-0.1
Mixed fertilizers, liquid, mixing only.....		325314-02	-29.1	-3.6	-12.4	0.4	0.0	0.0
Secondary products and miscellaneous receipts.....		325314-SM						
Miscellaneous receipts.....		325314-M	-24.1	-5.4	-0.7	0.8	0.7	0.7
Pesticide and other agricultural chemical mfg.....	32532		-15.9	-1.1	-4.2	0.2	-0.1	0.0
Pesticide and other agricultural chemical manufacturing.....	325320		-15.9	-1.1	-4.2	0.2	-0.1	0.0
Primary products.....		325320-P	-16.0	-1.1	-4.3	0.2	-0.1	0.0
Agricultural and commercial pesticides and chemicals.....		325320-1	-17.5	-1.2	-4.5	0.2	-0.1	0.0
Lawn and garden pesticides and chemicals.....		325320-4	0.9	0.0	-3.0	0.0	0.0	0.0
Household and institutional pesticides and chemicals.....		325320-7	7.3	0.3	0.0	0.0	0.0	0.0
Secondary products and miscellaneous receipts.....		325320-SM						
Pharmaceutical and medicine mfg.....	3254		3.2	-0.2	-0.1	0.1	0.0	0.0
Pharmaceutical and medicine mfg.....	32541		3.2	-0.2	-0.1	0.1	0.0	0.0
Medicinal and botanical manufacturing.....	325411		0.8	-0.2	0.0	0.9	0.0	-0.3
Primary products.....		325411-P	0.9	-0.2	0.0	1.0	0.0	-0.3
Synthetic organic medicinal chemicals, medicinal & botanical drugs, & other products.....		325411-0	0.9	-0.2	0.0	1.0	0.0	-0.3
Secondary products and miscellaneous receipts.....		325411-SM1						
Pharmaceutical preparation manufacturing.....	325412		3.1	-0.1	0.0	0.1	0.0	-0.1
Primary products.....		325412-P	3.1	-0.1	0.0	0.1	0.0	-0.1
Pharmaceuticals acting on the respiratory system, for human use.....		325412-A	-1.2	-3.3	0.0	0.0	0.0	0.0
Antihistamines and bronchodilators, including antiasthmatics.....		325412-A111	2.7	0.0	0.0	0.0	0.0	0.0
Other respiratory preparations.....		325412-A112	-7.1	-8.2	0.0	0.0	0.0	0.0
Other respiratory preparations, over-the-counter.....		325412-A112OC	1.9	0.0	0.0	0.0	0.0	0.0
Other respiratory preparations, prescription.....		325412-A112RX	-16.1	-16.7	0.0	0.0	0.0	0.0
Pharmaceuticals acting on the digestive or the genito-urinary systems, for human use.....		325412-D	-0.4	0.0	0.0	0.4	0.0	0.0
Other digestive or genito-urinary preparations.....		325412-D112	-0.4	0.0	0.0	0.4	0.0	0.0
Other digestive or genito-urinary preparations, prescription.....		325412-D112RX	-0.3	0.0	0.0	0.5	0.0	0.0
Pharmaceuticals acting on the skin, for human use.....		325412-G	0.1	0.0	0.0	0.0	0.0	-0.7
Other pharmaceutical preparations acting on the skin.....		325412-G311	0.9	0.0	0.0	0.0	0.0	0.0
Anti-acne preparations.....		325412-G611	0.1	0.0	0.0	0.0	0.0	0.0
Vitamin, nutrient, and hematonic preparations, for human use.....		325412-L	4.9	1.4	-0.1	1.1	0.2	0.0
Multivitamins.....		325412-L111	8.0	0.0	0.0	-0.8	0.0	0.0
Other vitamins and nutrients.....		325412-L112	2.5	0.0	-0.1	1.8	0.2	0.0

See footnotes at end of table.

Table 12. Producer price index percentage changes for the net output of selected industries and their products, not seasonally adjusted — Continued
 [December 2023]

Title ¹	Industry code	Product code	Unadjusted 12-month percent change ²	Unadjusted 1-month percent change ²				
				Dec. 2022 to Dec. 2023 ^P	July to Aug.	Aug. to Sept. ^P	Sept. to Oct. ^P	Oct. to Nov. ^P
Pharmaceutical preparation manufacturing - Continued								
Pharmaceuticals affecting parasitic and infective diseases, for human use.....		325412-Q	1.8	0.0	0.0	0.0	0.0	0.0
Broad and medium spectrum antibiotics.....		325412-Q111	0.0	0.0	0.0	0.0	0.0	0.0
Systemic antivirals.....		325412-Q112	3.2	0.0	0.0	0.0	0.0	0.0
Other parasitic and infective diseases.....		325412-Q113	3.3	0.0	0.0	0.0	0.0	0.0
Pharmaceuticals for veterinary use, incl medicinal premixes/pet care products.....		325412-W	—	0.0	0.0	0.0	0.0	0.0
Pharmaceuticals affecting neoplasms, the endocrine system, & metabolic diseases, for human use.....		325412-1	1.3	0.0	0.0	0.0	0.0	0.0
Cancer therapy products.....		325412-1111	2.5	0.0	0.0	0.0	0.0	0.0
Insulin/antidiabetes products.....		325412-1112	2.8	0.0	0.0	0.0	0.0	0.0
Other neoplasms, endocrine system, and metabolic diseases.....		325412-1113	1.1	0.0	0.0	0.0	0.0	0.0
Hormones and oral contraceptives.....		325412-1114	0.8	0.0	0.0	0.0	0.0	0.0
Pharmaceuticals acting on the central nervous system and the sense organs, for human use.....		325412-4	4.7	0.0	0.0	0.0	0.0	0.0
Analgesics.....		325412-4111	4.6	0.0	0.0	0.0	0.0	0.0
Psychotherapeutics.....		325412-4112	9.3	0.0	0.0	0.0	0.0	0.0
Antidepressants.....		325412-41121	10.0	0.0	0.0	0.0	0.0	0.0
Other psychotherapeutics, including tranquilizers.....		325412-41123	4.3	0.1	0.0	0.0	0.0	0.0
Other central nervous system and sense organs.....		325412-4113	4.8	0.0	0.0	0.0	0.0	0.0
Anticonvulsants.....		325412-4114	-9.6	0.0	0.0	0.0	0.0	0.0
Analgesics, over-the-counter.....		325412-4111OC	5.5	0.0	0.0	0.0	0.0	0.0
Analgesics, prescription.....		325412-4111RX	4.6	0.0	0.0	0.0	0.0	0.0
Pharmaceuticals acting on the cardiovascular system, for human use.....		325412-7	5.1	0.0	0.0	0.0	0.0	0.0
Other cardiovascular preparations.....		325412-7113	3.9	0.0	0.0	0.0	0.0	0.0
Secondary products and miscellaneous receipts.....		325412-SM						
Miscellaneous receipts.....		325412-M	0.2	0.0	0.0	0.0	0.0	0.0
Secondary products.....		325412-S	—	0.0	0.0	0.0	0.0	—
In-vitro diagnostic substance manufacturing.....	325413		0.5	-0.5	-1.0	-0.2	0.2	0.2
Primary products.....		325413-P	0.5	-0.5	-1.1	-0.2	0.3	0.3
In-vitro diagnostic substances.....		325413-0	0.5	-0.5	-1.1	-0.2	0.3	0.3
Secondary products and miscellaneous receipts.....		325413-SM						
Secondary products.....		325413-S	—	0.0	0.1	0.0	0.0	0.1
Other biological product manufacturing.....	325414		6.9	-0.4	0.3	0.6	0.0	0.0
Primary products.....		325414-P	6.7	-0.4	0.4	0.6	0.0	0.0
Biological products, excluding diagnostic, for veterinary, industrial, and all other misc. uses.....		325414-A	—	-1.3	1.1	1.7	0.0	—
Biological products, excluding diagnostic, for human use.....		325414-T	2.7	0.0	0.0	0.0	0.0	0.0
Secondary products and miscellaneous receipts.....		325414-SM1						
Paint, coating & adhesive mfg.....	3255		-0.2	-0.1	-0.2	-0.2	0.1	0.0
Paint and coating mfg.....	32551		-1.2	0.0	-0.4	-0.3	0.1	-0.1
Paint and coating manufacturing.....	325510		-1.2	0.0	-0.4	-0.3	0.1	-0.1
Primary products.....		325510-P	-1.2	0.0	-0.4	-0.4	0.1	-0.2
Miscellaneous allied paint products including paint and varnish removers, thinners, etc.....		325510-B	-2.3	-0.1	-2.4	-1.9	2.1	0.2
Architectural coatings.....		325510-1	-0.3	0.0	0.0	-0.4	0.0	0.0
Exterior architectural coatings.....		325510-11	0.3	0.0	0.0	0.0	0.0	0.0
Interior architectural coatings.....		325510-12	-0.6	0.0	0.0	-0.6	0.0	0.0
Product finishes for original equipment manufacturers (OEM), excluding marine coatings.....		325510-4	-2.0	0.2	0.3	-1.1	-0.2	0.4
Transportation finishes, except powdered and high-solids coatings.....		325510-41	-3.9	0.6	0.2	-2.3	1.0	0.0
All other product finishes for original equipment manufacturers (OEM), excluding marine coating.....		325510-42	-1.5	0.1	0.4	-0.8	-0.5	0.5
Special purpose coatings incl. marine, industrial, construction and maintenance coatings, etc.....		325510-7	-2.3	-0.1	-1.3	0.9	-0.2	-1.2
Automotive, other transportation and machinery refinish paints and enamels, including primers.....		325510-71	0.8	3.8	-0.8	-1.0	1.4	8.3
Special purpose coatings, including all marine coatings and traffic marking paints.....		325510-72	-2.5	-0.3	-1.3	1.0	-0.3	-1.7
Secondary products and miscellaneous receipts.....		325510-SM						
Secondary products.....		325510-S	0.4	0.0	0.0	-0.2	0.0	0.0
Adhesive mfg.....	32552		1.7	-0.3	0.1	0.0	0.0	0.0
Adhesive manufacturing.....	325520		1.7	-0.3	0.1	0.0	0.0	0.0
Primary products.....		325520-P	1.6	-0.3	0.1	0.0	0.0	0.0
Nonstructural caulking compounds and sealants.....		325520-A	2.7	0.0	0.0	0.0	0.0	0.0
Structural sealants (load bearing).....		325520-B	0.0	0.0	0.0	0.0	0.0	0.0

See footnotes at end of table.

Table 12. Producer price index percentage changes for the net output of selected industries and their products, not seasonally adjusted — Continued
 [December 2023]

Title ¹	Industry code	Product code	Unadjusted 12-month percent change ²	Unadjusted 1-month percent change ²				
				Dec. 2022 to Dec. 2023 ^P	July to Aug.	Aug. to Sept. ^P	Sept. to Oct. ^P	Oct. to Nov. ^P
Adhesive manufacturing - Continued								
Synthetic resin & rubber adhesives, incl all types of bonding & laminating adhesives.....		325520-4	1.2	-0.5	0.2	-0.1	0.0	0.0
Epoxy adhesives.....		325520-41	3.0	0.0	0.1	0.0	0.3	0.0
Other synthetic resin and rubber adhesives.....		325520-46	0.0	-0.9	0.6	-0.3	0.0	0.0
Secondary products and miscellaneous receipts.....		325520-SM						
Secondary products.....		325520-S	6.6	-0.2	0.0	0.1	0.0	-0.1
Soap, cleaners, and toilet preparation mfg.....	3256		3.0	0.0	-0.2	0.3	-0.1	0.0
Soap & cleaning compound mfg.....	32561		1.4	0.0	-0.2	0.2	-0.1	-0.1
Soap and other detergent manufacturing.....	325611		2.5	0.0	-0.1	0.0	-0.2	-0.1
Primary products.....		325611-P	2.2	0.0	-0.1	0.0	-0.2	-0.1
Soaps and detergents, commercial, industrial, and institutional.....		325611-1	2.6	0.0	-0.2	0.0	0.1	0.0
Commercial, industrial, and institutional hard surface cleaners.....		325611-11	7.7	0.0	0.0	0.0	0.0	0.0
Commercial, industrial, and institutional laundry detergents.....		325611-12	5.7	0.0	0.0	0.0	0.0	0.0
Commercial, industrial, and institutional dishwashing detergents.....		325611-13	0.6	0.0	0.0	0.0	0.0	0.0
Commercial, industrial, and institutional metal cleaners.....		325611-14	4.7	0.0	0.0	0.0	0.0	0.0
Dairy, farm, and food plant cleaners, sanitizers, etc.....		325611-16	-	0.0	0.0	0.0	-	-
Commercial, industrial, and institutional soaps, excluding specialty cleaners.....		325611-17	1.6	0.0	-0.9	0.0	0.0	0.0
Household detergents.....		325611-4	1.1	0.3	0.1	0.1	0.1	0.1
Household alkaline detergents and cleaners.....		325611-45	1.1	0.3	0.1	0.1	0.1	0.1
Household dry and liquid laundry detergents.....		325611-46	0.0	0.0	0.0	0.0	0.0	0.0
Soaps, excluding specialty cleaners, household.....		325611-7	-0.5	0.0	-0.1	0.0	-0.8	-0.3
Secondary products and miscellaneous receipts.....		325611-SM						
Miscellaneous receipts.....		325611-M	0.0	0.0	0.0	0.0	0.0	0.0
Secondary products.....		325611-S	7.2	0.0	0.0	0.1	-0.3	0.0
Polish and other sanitation good mfg.....	325612		1.8	0.0	0.0	0.1	-0.1	0.0
Primary products.....		325612-P	2.0	0.0	0.0	0.1	-0.1	0.0
Polishing preparations and related products.....		325612-7	-0.2	0.1	0.0	0.7	-1.1	0.0
Specialty cleaning and sanitation products.....		325612-8	1.0	0.0	0.0	0.0	0.0	0.0
Disinfectants, nonagricultural, industrial and institutional.....		325612-81	2.0	0.0	0.0	0.0	0.0	0.0
Air and room fresheners.....		325612-83	0.2	0.0	0.0	0.0	0.0	0.0
Laundry fabric softeners and rinses, liquid and dry.....		325612-88	3.4	0.0	0.0	0.0	0.0	0.0
Other specialty cleaning and sanitation products.....		325612-89	0.7	0.0	0.0	0.0	0.0	0.0
Secondary products and miscellaneous receipts.....		325612-SM						
Miscellaneous receipts.....		325612-M	3.5	0.0	0.0	0.0	0.0	0.0
Surface active agent manufacturing.....	325613		-2.2	0.0	-0.6	0.9	0.0	-0.1
Primary products.....		325613-P	-1.4	0.0	-0.7	1.0	0.0	0.0
Surfactants, finishing agents, and assistants.....		325613-0	-1.4	0.0	-0.7	1.0	0.0	0.0
Surfactants (bulk surface active agents).....		325613-02	2.2	0.0	-0.9	1.3	0.0	0.0
Secondary products and miscellaneous receipts.....		325613-SM						
Toilet preparation mfg.....	32562		4.4	0.0	-0.1	0.3	0.0	0.0
Toilet preparation manufacturing.....	325620		4.4	0.0	-0.1	0.3	0.0	0.0
Primary products.....		325620-P	4.6	0.0	-0.1	0.3	0.0	0.0
Denture cleaners, mouthwashes, gargles, and rinses.....		325620-A	10.5	-0.1	0.0	3.1	0.0	0.0
Creams, lotions, and oils, excluding shaving, hair, and deodorant.....		325620-D	5.6	0.0	0.0	0.0	0.0	0.0
Other cosmetics and toilet preparations.....		325620-G	4.5	0.0	-0.3	0.1	0.0	0.0
Shaving preparations.....		325620-1	0.2	0.0	0.0	0.0	-0.1	0.0
Perfumes, toilet waters, and colognes.....		325620-4	3.0	0.0	0.0	0.0	0.0	0.0
Hair preparations (including shampoos).....		325620-7	1.3	0.0	0.0	0.0	0.0	0.0
Hair preparations incl professional, consumer, and cream/gel shampoos.....		325620-71	1.4	0.0	0.0	0.0	0.0	0.0
Hair tonics and hair dressings incl professional and consumer use.....		325620-72	1.2	0.0	0.0	0.0	0.0	0.0
Secondary products and miscellaneous receipts.....		325620-SM						
Secondary products.....		325620-S	0.2	0.0	0.0	1.2	0.1	0.2
Other chemical product & preparation mfg.....	3259		1.0	0.8	-0.4	0.0	-1.2	1.3
Printing ink mfg.....	32591		1.8	-0.9	-0.1	0.2	-0.2	0.2
Printing ink manufacturing.....	325910		1.8	-0.9	-0.1	0.2	-0.2	0.2
Primary products.....		325910-P	1.8	-0.9	-0.1	0.2	-0.2	0.2
Flexographic printing inks.....		325910-A	-3.8	-3.6	0.0	-0.2	0.0	0.0
Nonimpact/digital inks.....		325910-E	4.9	-0.6	0.0	1.2	-0.4	0.7
All other printing inks.....		325910-H	5.9	0.9	1.6	-0.3	-0.5	0.4
Lithographic and offset inks.....		325910-6	4.3	0.5	-0.3	-0.2	0.0	0.0
News and nonheat web offset printing inks.....		325910-61	2.1	0.2	-2.9	0.0	0.0	0.0

See footnotes at end of table.

Table 12. Producer price index percentage changes for the net output of selected industries and their products, not seasonally adjusted — Continued
 [December 2023]

Title ¹	Industry code	Product code	Unadjusted 12-month percent change ²	Unadjusted 1-month percent change ²				
			Dec. 2022 to Dec. 2023 ^P	July to Aug.	Aug. to Sept. ^P	Sept. to Oct. ^P	Oct. to Nov. ^P	Nov. to Dec. ^P
Printing ink manufacturing - Continued								
Publication and commercial web inks.....		325910-62	7.5	0.5	0.0	0.0	0.0	0.0
Sheet-fed general inks.....		325910-63	-0.5	-0.3	0.0	-0.5	0.0	0.0
Sheet-fed packaging inks.....		325910-64	0.6	1.3	-0.3	-0.4	0.0	0.0
Gravure printing inks.....		325910-7	0.0	0.0	0.0	0.0	0.0	0.0
Secondary products and miscellaneous receipts.....		325910-SM						
Miscellaneous receipts.....		325910-M	0.0	0.0	0.0	0.0	0.0	0.0
Explosives mfg.....	32592		2.1	-0.5	0.0	0.0	0.5	-0.1
Explosives manufacturing.....	325920		2.1	-0.5	0.0	0.0	0.5	-0.1
Primary products.....		325920-P	2.7	-0.6	0.2	0.0	0.6	-0.1
Explosives and blasting accessories.....		325920-0	2.7	-0.6	0.2	0.0	0.6	-0.1
Secondary products and miscellaneous receipts.....		325920-SM						
All other chemical product & preparation mfg.....	32599		0.8	1.1	-0.4	0.0	-1.4	1.6
Custom compounding of purchased resins.....	325991		-3.3	1.4	-0.3	-0.6	-0.1	-0.2
Primary products.....		325991-P	-3.2	1.5	-0.3	-0.6	-0.1	-0.2
Custom compounding of purchased resins and color concentrates.....		325991-0	-3.2	1.5	-0.3	-0.6	-0.1	-0.2
Secondary products and miscellaneous receipts.....		325991-SM						
Photographic Film, Paper, Plate, Chemical, and Copy Toner Manufacturing.....	325992		9.4	1.3	2.6	0.9	-7.9	9.6
Primary products.....		325992-P	10.2	1.1	3.0	0.9	-8.4	10.6
Photographic sensitized film, plates, paper, & cloth.....		325992-T	14.7	1.7	4.9	1.3	-11.6	15.6
Photographic sensitized film, plates, paper, & cloth, silver-halide-type (excl X-ray).....		325992-T1	18.2	1.9	5.8	1.5	-13.5	18.5
Photographic sensitized film, plates, paper & cloth, other than silver-halide-type (incl X-ray).....		325992-T3	-2.3	0.2	-0.4	0.0	-0.1	1.0
Prepared photographic chemicals.....		325992-5	-0.6	-0.1	-1.7	-0.2	0.0	-1.3
Secondary products and miscellaneous receipts.....		325992-SM						
Other miscellaneous chemical product manufacturing.....	325998		0.8	0.8	-1.4	0.1	-0.2	0.3
Primary products.....		325998-P	0.9	0.9	-1.5	0.1	-0.2	0.4
Water treating compounds.....		325998-A	-2.5	2.9	-4.2	0.0	-2.2	0.0
All other chemical preparations, including essential oils, matches, and gelatin.....		325998-J	2.4	0.5	-0.3	-0.1	0.3	0.6
Secondary products and miscellaneous receipts.....		325998-SM						
Miscellaneous receipts.....		325998-M	1.7	0.0	0.0	0.0	0.0	0.0
Secondary products.....		325998-S	-	-0.4	0.1	0.2	-0.1	-
Plastics and rubber products mfg.....	326		-1.4	-0.2	-0.1	0.0	0.1	0.0
Plastics product mfg.....	3261		-2.0	-0.2	-0.1	0.0	0.1	0.0
Unsupported plastics film, sheet, and bag mfg.....	32611		-3.4	-0.3	-0.7	0.1	0.1	0.1
Plastics bag and pouch manufacturing.....	326111		-0.1	-0.2	0.0	0.1	-0.1	0.0
Primary products.....		326111-P	-0.1	-0.2	-0.1	0.1	0.0	0.0
Single-web film specialty bags, pouches, and liners.....		326111-1	0.0	-0.2	-0.1	0.1	0.0	0.0
Polyethylene grocery and variety bags and pouches.....		326111-11	-2.4	0.1	0.1	0.2	0.0	0.0
Polyethylene refuse bags.....		326111-12	-2.4	-0.3	-0.6	-0.5	0.6	0.0
Other polyethylene bags, pouches, and liners.....		326111-15	2.8	-0.3	0.0	0.5	-0.5	0.0
Coextruded single-web film specialty bags, pouches, & liners.....		326111-16	-0.5	-0.1	0.0	0.0	0.0	0.0
Multiweb film/film combination specialty bags, pouches, and liners.....		326111-3	-1.4	-1.6	1.3	0.5	0.0	0.0
Secondary products and miscellaneous receipts.....		326111-SM						
Secondary products.....		326111-S	2.2	-0.1	1.0	1.2	-0.8	1.0
Plastics packaging film and sheet mfg.....	326112		1.4	-0.3	0.8	0.2	0.1	-0.1
Primary products.....		326112-P	1.4	-0.4	0.7	0.2	0.2	-0.1
Single-web film, rolls, and sheets, including coextruded, for flexible packaging uses.....		326112-1	2.1	-0.1	0.9	0.7	-0.5	-0.2
Single-web film, rolls, and sheets for flexible packaging uses.....		326112-11	3.0	0.1	0.7	0.3	-0.4	0.0
Coextruded single-web film, for flexible packaging uses.....		326112-12	-1.3	-0.7	1.8	2.6	-0.7	-1.1
Film/film multiweb laminated rolls and sheets, excluding foil, for flexible packaging uses.....		326112-3	-1.7	-2.0	0.0	-2.2	3.4	0.5
Secondary products and miscellaneous receipts.....		326112-SM						
Secondary products.....		326112-S	0.2	0.7	1.2	0.1	-2.0	0.6
Nonpackaging plastics film and sheet mfg.....	326113		-9.5	-0.3	-2.5	0.0	0.1	0.3
Primary products.....		326113-P	-9.8	-0.3	-2.6	0.0	0.1	0.3
Unlaminated plastics film and sheet, excluding packaging.....		326113-0	-9.8	-0.3	-2.6	0.0	0.1	0.3
Unlaminated polyethylene film and sheet.....		326113-01	-9.1	-0.4	-2.7	0.2	0.0	0.0
Unlaminated vinyl and vinyl copolymer film and sheet.....		326113-03	-2.4	0.0	-0.7	0.0	0.0	0.0
Miscellaneous unlaminated plastics film and sheet.....		326113-04	-12.0	-0.3	-2.9	-0.4	0.0	0.0

See footnotes at end of table.

Table 12. Producer price index percentage changes for the net output of selected industries and their products, not seasonally adjusted — Continued
 [December 2023]

Title ¹	Industry code	Product code	Unadjusted 12-month percent change ²	Unadjusted 1-month percent change ²				
				Dec. 2022 to Dec. 2023 ^P	July to Aug.	Aug. to Sept. ^P	Sept. to Oct. ^P	Oct. to Nov. ^P
Nonpackaging plastics film and sheet mfg. - Continued								
Secondary products and miscellaneous receipts.....		326113-SM						
Secondary products.....		326113-S	-2.1	-1.1	0.2	-0.5	0.4	1.1
Plastics pipe/fitting/unsupported shapes mfg.....	32612		-6.2	-1.0	-0.1	0.5	-0.6	0.1
Unlaminated plastics profile shape mfg.....	326121		1.1	-1.4	0.6	1.3	0.5	2.2
Primary products.....		326121-P	1.6	-1.6	0.6	1.5	0.6	2.5
Unlaminated plastics profile shapes.....		326121-0	1.6	-1.6	0.6	1.5	0.6	2.5
Secondary products and miscellaneous receipts.....		326121-SM						
Plastics pipe and pipe fitting manufacturing.....	326122		-9.4	-0.7	-0.4	0.1	-1.1	-0.9
Primary products.....		326122-P	-9.6	-0.7	-0.4	0.1	-1.1	-0.9
Plastics pipe.....		326122-1	-11.0	-1.1	-0.4	0.1	-1.2	-1.3
Plastics drain, waste, and vent pipe.....		326122-11	-17.7	-0.5	0.1	-2.7	-1.3	-1.5
Plastics water pipe.....		326122-13	-7.8	-2.0	-0.4	2.1	-2.2	-2.0
Plastics sewer, stormdrain, and water main pipe.....		326122-18	-11.9	-1.4	-1.3	0.4	-0.5	-0.7
Other plastics pipe.....		326122-1B	-8.5	0.0	0.0	0.0	0.0	0.0
Plastics pipe fittings and unions.....		326122-3	-2.0	1.1	-0.4	0.2	-0.4	0.7
Secondary products and miscellaneous receipts.....		326122-SM						
Miscellaneous receipts.....		326122-M	-7.4	1.9	4.5	-3.3	-1.0	-0.1
Secondary products.....		326122-S1	4.0	-0.2	-0.6	1.7	0.0	0.4
Laminated plastics plate, sheet, and shape mfg.....	32613		4.5	0.1	0.0	0.0	0.0	0.0
Laminated plastics plate, sheet (except packaging), and shape manufacturing.....	326130		4.5	0.1	0.0	0.0	0.0	0.0
Primary products.....		326130-P	4.4	0.1	0.0	0.0	0.0	0.0
Laminated plastics plates, sheet (except packaging), and shapes.....		326130-0	4.4	0.1	0.0	0.0	0.0	0.0
Secondary products and miscellaneous receipts.....		326130-SM						
Secondary products.....		326130-S	-	0.1	0.0	-	-	-
Polystyrene foam product mfg.....	32614		-3.4	-0.2	-0.4	0.3	0.1	-0.3
Polystyrene foam product manufacturing.....	326140		-3.4	-0.2	-0.4	0.3	0.1	-0.3
Primary products.....		326140-P	-4.5	-0.3	-0.5	0.4	0.1	-0.4
Packaging, polystyrene foam products.....		326140-2	-4.8	-0.5	-0.4	0.2	0.1	-0.1
Polystyrene foam food containers.....		326140-21	-4.0	-0.4	0.0	0.3	0.7	-0.2
Polystyrene foam protective shipping pads, shaped cushioning, etc.....		326140-22	-6.2	-0.6	-1.1	0.0	-1.2	0.0
Building and construction polystyrene foam products.....		326140-3	-8.3	-0.4	0.0	0.0	-0.1	0.0
Consumer and institutional polystyrene foam products.....		326140-5	-2.7	0.0	-1.0	0.9	0.2	-1.1
All other polystyrene foam products incl. transportation application uses.....		326140-9	-	0.0	0.0	0.0	0.0	-
Secondary products and miscellaneous receipts.....		326140-SM						
Foam product (ex polystyrene) mfg.....	32615		-6.3	-0.5	-0.1	0.0	-0.3	0.0
Urethane and other foam product mfg.....	326150		-6.3	-0.5	-0.1	0.0	-0.3	0.0
Primary products.....		326150-P	-6.5	-0.5	-0.2	0.0	-0.3	0.0
Packaging polyurethane foam products.....		326150-2	1.3	0.0	0.0	0.0	0.0	0.0
Furniture and furnishings polyurethane foam products.....		326150-4	-15.7	-1.1	-0.4	0.0	-0.8	0.0
Polyurethane foam formed and slab stock for pillows, seating, and cushioning...		326150-41	-8.2	-0.5	-1.5	0.0	-0.8	0.0
Consumer and institutional polyurethane foam products.....		326150-5	3.0	-	-	-	-	0.0
All other miscellaneous polyurethane foam products.....		326150-6	-0.2	0.0	0.0	0.0	-0.2	0.0
Products made of foam other than polystyrene or polyurethane.....		326150-9	2.0	0.0	0.0	0.0	0.0	0.0
Secondary products and miscellaneous receipts.....		326150-SM						
Secondary products.....		326150-S	1.1	0.1	0.1	-0.1	0.3	0.0
Plastics bottle mfg.....	32616		-3.8	-0.4	-0.1	-0.3	0.3	0.3
Plastics bottle manufacturing.....	326160		-3.8	-0.4	-0.1	-0.3	0.3	0.3
Primary products.....		326160-P	-4.0	-0.4	-0.1	-0.3	0.3	0.4
Plastics bottles.....		326160-0	-4.0	-0.4	-0.1	-0.3	0.3	0.4
Secondary products and miscellaneous receipts.....		326160-SM						
Other plastics product mfg.....	32619		0.0	0.0	0.1	-0.1	0.3	0.0
Plastics plumbing fixture manufacturing.....	326191		0.8	0.6	0.0	0.0	-0.6	-1.1
Primary products.....		326191-P	0.8	0.7	0.0	0.0	-0.6	-1.1
Plastics plumbing fixtures.....		326191-0	0.8	0.7	0.0	0.0	-0.6	-1.1
Secondary products and miscellaneous receipts.....		326191-SM						
Miscellaneous receipts.....		326191-M	-2.1	0.0	0.0	0.0	0.0	0.0
All other plastics product manufacturing.....	326199		0.0	0.0	0.1	-0.1	0.3	0.1
Primary products.....		326199-P	-0.4	0.0	0.1	-0.2	0.3	0.0
All other reinforced and fiberglass plastics products.....		326199-A	8.9	0.0	0.1	0.0	0.0	0.8

See footnotes at end of table.

Table 12. Producer price index percentage changes for the net output of selected industries and their products, not seasonally adjusted — Continued
 [December 2023]

Title ¹	Industry code	Product code	Unadjusted 12-month percent change ²	Unadjusted 1-month percent change ²				
			Dec. 2022 to Dec. 2023 ^P	July to Aug.	Aug. to Sept. ^P	Sept. to Oct. ^P	Oct. to Nov. ^P	Nov. to Dec. ^P
All other plastics product manufacturing - Continued								
Consumer/institutional/commercial fabricated plastics products (excl. foam and wire coated).....		326199-C	0.9	0.1	-0.2	0.0	0.0	0.2
Transportation fabricated plastics products (excluding foam and reinforced plastics).....		326199-1	-3.1	0.0	-0.3	-0.2	-0.6	0.0
Electrical and electronic fabricated plastics (excluding foam and reinforced plastics).....		326199-2	-1.7	-1.4	0.9	-0.7	0.7	2.5
Industrial machinery plastics products, excluding foam (incl. gears, bearings, etc.).....		326199-3	0.6	0.0	0.0	0.0	0.6	0.0
Plastics packaging (excluding film, sheet, foam, and bottles).....		326199-4	-5.3	-0.1	0.2	-0.6	0.5	-1.0
Building & construction fabricated plastics products (excl foam, plumbing fixtures, hardware).....		326199-8	2.5	0.2	0.8	0.0	1.6	0.3
Secondary products and miscellaneous receipts.....		326199-SM						
Miscellaneous receipts.....		326199-M	2.3	-0.2	0.0	0.0	0.0	0.5
Secondary products.....		326199-S	5.2	-0.3	0.0	0.5	0.2	0.4
Rubber product mfg.....	3262		1.8	-0.1	0.0	-0.1	0.1	0.1
Tire mfg.....	32621		2.0	0.0	-0.1	-0.1	0.0	0.0
Tire manufacturing, except retreading.....	326211		2.0	0.0	-0.1	-0.1	0.0	0.0
Primary products.....		326211-P	2.1	0.0	-0.1	-0.1	0.0	0.0
Tread rubber, tire sundries, and repair materials.....		326211-H	6.1	0.0	-0.1	0.0	0.0	0.3
Pneumatic tires (including passenger, truck, bus, tractor, industrial, and other tires).....		326211-0	2.0	0.0	-0.1	-0.1	0.0	0.0
Passenger car pneumatic tires (casings).....		326211-01	4.5	0.0	0.0	-0.2	0.0	0.0
Truck and bus (including off-the-highway) pneumatic tires.....		326211-03	-5.1	0.0	0.0	0.0	-0.1	0.0
Secondary products and miscellaneous receipts.....		326211-SM						
Rubber and plastics hose and belting.....	32622		-1.0	0.0	0.1	-0.3	0.0	0.0
Rubber and plastics hose and belting mfg.....	326220		-1.0	0.0	0.1	-0.3	0.0	0.0
Primary products.....		326220-P	-0.9	0.0	0.1	-0.3	0.0	0.0
Rubber and plastics belt and belting mfg.....		326220-D	1.1	0.0	0.0	-0.3	0.0	0.0
Rubber and plastics transmission belts and belting (excluding flat).....		326220-D2	2.6	0.1	0.0	0.0	-0.1	0.0
Rubber and plastic hose mfg.....		326220-H	-3.0	0.1	0.1	-0.3	0.0	0.0
Rubber and plastics hose for on- and off-highway motor vehicles.....		326220-H3	3.2	0.9	0.0	0.0	0.0	0.0
Industrial rubber and plastics hose without fittings.....		326220-H4	-2.7	0.0	0.0	0.0	0.0	0.0
Rubber and plastics water hose (incl. fire, irrigation, etc.).....		326220-H5	-18.3	-1.2	0.8	-2.0	0.0	0.0
Secondary products and miscellaneous receipts.....		326220-SM						
Other rubber product mfg.....	32629		2.5	-0.2	0.1	0.0	0.2	0.2
Rubber product mfg. for mechanical use.....	326291		7.7	0.0	0.0	0.0	0.6	0.0
Primary products.....		326291-P	7.9	0.0	0.0	0.0	0.7	0.0
Other extruded rubber mechanical goods (excl. auto)(excl. tubing).....		326291-C	0.7	0.0	0.0	0.0	0.0	0.0
Molded rubber mechanical goods, automotive.....		326291-1	11.4	0.0	0.0	0.0	0.1	0.0
Molded rubber mechanical goods, transportation (excluding automotive)/off-highway machinery.....		326291-2	3.6	-0.1	0.0	0.0	0.0	0.0
Other molded rubber mechanical goods (excluding tubing).....		326291-9	8.2	0.2	0.0	0.0	2.3	0.0
Secondary products and miscellaneous receipts.....		326291-SM						
Secondary products.....		326291-S	2.4	-0.4	-0.1	0.0	0.0	0.0
All other rubber product manufacturing.....	326299		-0.9	-0.3	0.1	0.0	-0.1	0.3
Primary products.....		326299-P	-1.0	-0.3	0.1	-0.3	-0.1	0.3
All other miscellaneous rubber goods.....		326299-B	3.4	-0.1	0.0	0.0	0.1	0.0
Rubber compounds or mixtures for sale or interplant transfer.....		326299-6	-6.5	-0.7	0.4	-0.6	-0.6	0.4
All other industrial rubber products.....		326299-7	2.0	0.2	0.0	-0.4	0.3	0.6
Secondary products and miscellaneous receipts.....		326299-SM						
Secondary products.....		326299-S	-	-	-	-	0.0	-0.2
Nonmetallic mineral product manufacturing.....	327		5.4	0.2	0.5	0.0	0.2	0.0
Clay product and refractory manufacturing.....	3271		3.3	-0.3	0.2	-0.2	0.6	0.2
Pottery, ceramics, and plumbing fixture mfg.....	32711		1.9	0.0	0.0	-0.2	0.0	0.2
Pottery, ceramics, and plumbing fixture mfg.....	327110		1.9	0.0	0.0	-0.2	0.0	0.2
Primary products.....		327110-P	2.1	0.0	0.0	-0.2	0.1	0.2
Vitreous china, porcelain, and earthenware (semivitreous) table and kitchenware.....		327110-5	-	0.0	0.0	0.0	0.0	0.0
All other pottery products (including china decorated for the trade).....		327110-6	2.4	0.0	0.0	0.0	0.0	0.0
Porcelain, steatite, and other ceramic electrical products.....		327110-7	3.5	0.0	-0.1	-0.5	0.1	0.5
Secondary products and miscellaneous receipts.....		327110-SM						
Clay building material and refractories mfg.....	32712		3.9	-0.3	0.3	-0.2	0.9	0.2

See footnotes at end of table.

Table 12. Producer price index percentage changes for the net output of selected industries and their products, not seasonally adjusted — Continued
 [December 2023]

Title ¹	Industry code	Product code	Unadjusted 12-month percent change ²	Unadjusted 1-month percent change ²				
			Dec. 2022 to Dec. 2023 ^P	July to Aug.	Aug. to Sept. ^P	Sept. to Oct. ^P	Oct. to Nov. ^P	Nov. to Dec. ^P
Clay building material and refractories mfg.....	327120		3.9	-0.3	0.3	-0.2	0.9	0.2
Primary products.....		327120-P	3.6	-0.6	0.4	-0.2	0.9	0.2
Brick and structural clay tile.....		327120-1	5.5	0.0	0.0	0.2	0.0	0.0
Building or common brick.....		327120-11	5.5	0.0	0.0	0.2	0.0	0.0
Glazed brick and other brick (paving, floor, and sewer).....		327120-12	6.4	0.0	0.6	0.0	0.0	0.0
Clay floor and wall tile, glazed and unglazed (including quarry tile and ceramic mosaic tile).....		327120-2	5.1	-2.7	0.7	-0.5	4.5	0.0
Nonclay refractories (excluding dead-burned magnesia).....		327120-6	3.9	-0.2	1.4	-1.1	-0.2	1.2
Clay refractories.....		327120-7	1.6	0.0	0.0	0.0	0.0	0.0
All other structural clay products, excluding clay refractories.....		327120-9	7.3	0.0	0.0	0.0	0.2	0.0
Secondary products and miscellaneous receipts.....		327120-SM						
Miscellaneous receipts.....		327120-M	4.5	0.0	0.0	0.0	0.0	0.0
Glass and glass product manufacturing.....	3272		4.6	-0.6	0.6	-0.1	0.0	0.3
Glass and glass product manufacturing.....	32721		4.6	-0.6	0.6	-0.1	0.0	0.3
Flat glass manufacturing.....	327211		-5.8	-0.3	-1.0	0.2	-0.1	0.0
Primary products.....		327211-P	-5.7	-0.4	-1.0	0.2	-0.1	0.0
Flat glass (float, sheet, and plate process), made by flat glass producers.....		327211-1	-	-0.5	-1.5	0.3	-	-
Other glass products, made by flat glass producers.....		327211-4	-0.1	0.0	0.0	0.0	0.0	0.0
Secondary products and miscellaneous receipts.....		327211-SM						
Other pressed and blown glass and glassware.....	327212		9.3	-0.1	0.0	-0.1	0.1	0.0
Primary products.....		327212-P	8.8	-0.1	0.0	-0.1	0.1	0.0
Glass fiber and machine-made pressed and blown glass and glassware, made by glass producers.....		327212-B	8.8	-0.1	0.0	-0.1	0.1	0.0
Handmade pressed and blown glass and glassware, made by glass producers....		327212-9	10.5	0.0	0.0	0.0	0.0	0.0
Secondary and miscellaneous receipts.....		327212-SM						
Glass container manufacturing.....	327213		6.2	0.4	-2.1	0.0	-0.7	-0.1
Primary products.....		327213-P	6.2	0.4	-2.1	0.0	-0.7	-0.1
Glass containers (including value of packaging).....		327213-0	6.2	0.4	-2.1	0.0	-0.7	-0.1
Secondary products and miscellaneous receipts.....		327213-SM1						
Glass product mfg. made of purchased glass.....	327215		6.7	-1.3	2.4	-0.2	0.3	0.6
Primary products.....		327215-P	6.7	-1.3	2.4	-0.2	0.3	0.6
Pressed and blown glassware, made from purchased glass.....		327215-E	5.4	-0.2	0.7	-0.6	0.0	1.1
Other glass products, made from purchased glass.....		327215-F	6.4	-1.1	1.0	0.2	0.3	0.8
Mirrors (decorated and undecorated), made from purchased glass.....		327215-9	-	-2.8	8.0	-1.2	0.7	-0.4
Secondary products and miscellaneous receipts.....		327215-SM						
Secondary products.....		327215-S	-	0.0	0.0	0.0	0.2	0.0
Cement and concrete product manufacturing.....	3273		7.3	0.7	0.8	0.1	0.3	-0.1
Cement manufacturing.....	32731		8.2	0.2	0.6	-0.5	-0.1	0.0
Cement manufacturing.....	327310		8.2	0.2	0.6	-0.5	-0.1	0.0
Primary products.....		327310-P	8.2	0.2	0.6	-0.5	-0.1	0.0
Cement, hydraulic (including cost of shipping containers).....		327310-0	8.2	0.2	0.6	-0.5	-0.1	0.0
Secondary products and miscellaneous receipts.....		327310-SM						
Ready-mix concrete manufacturing.....	32732		7.8	1.1	1.0	0.1	0.2	-0.4
Ready-mix concrete manufacturing.....	327320		7.8	1.1	1.0	0.1	0.2	-0.4
Primary products.....		327320-P	7.8	1.2	1.1	0.1	0.2	-0.4
Northeast region ready-mix concrete.....		327320-A	-	2.6	0.3	0.0	-0.6	-
Midwest region ready-mix concrete.....		327320-B	12.2	3.3	1.1	-0.9	-0.6	0.0
South region ready-mix concrete.....		327320-C	7.8	0.6	1.8	0.6	0.5	-0.9
West region ready-mix concrete.....		327320-D	3.4	-0.2	0.1	0.2	0.7	0.0
Secondary products and miscellaneous receipts.....		327320-SM						
Miscellaneous receipts.....		327320-M	3.8	0.0	0.0	0.0	0.0	0.0
Secondary products.....		327320-S	7.4	0.0	0.0	0.0	0.0	0.0
Concrete pipe, brick, and block manufacturing.....	32733		8.4	-0.2	0.7	0.7	0.0	1.2
Concrete block and brick manufacturing.....	327331		10.3	0.5	-0.3	1.1	0.0	1.6
Primary products.....		327331-P	10.3	0.5	-0.3	1.1	0.0	1.6
Concrete block and brick.....		327331-0	10.3	0.5	-0.3	1.1	0.0	1.6
Structural concrete block, lightweight units (weighing less than 105 lb/cubic ft.) (dry weight).....		327331-01	9.8	0.6	0.0	0.3	0.0	0.9
Structural concrete block, mediumweight units (weighing 105 - 124 lb/cubic ft.) (dry weight).....		327331-02	14.0	0.0	0.3	1.3	0.0	1.8
Structural concrete block, normalweight units (weighing 125 lb or more/cubic ft.) (dry weight).....		327331-03	12.0	1.1	-2.9	4.6	0.0	0.9

See footnotes at end of table.

Table 12. Producer price index percentage changes for the net output of selected industries and their products, not seasonally adjusted — Continued
 [December 2023]

Title ¹	Industry code	Product code	Unadjusted 12-month percent change ²	Unadjusted 1-month percent change ²				
			Dec. 2022 to Dec. 2023 ^P	July to Aug.	Aug. to Sept. ^P	Sept. to Oct. ^P	Oct. to Nov. ^P	Nov. to Dec. ^P
Concrete block and brick manufacturing - Continued								
Decorative concrete block (including screen, split, slump, shadowal block, etc.).....		327331-04	10.4	1.4	0.0	1.3	0.0	0.3
Concrete pavers (including grid, interlocking, etc.).....		327331-05	8.4	0.0	0.0	0.6	0.0	1.7
Concrete brick.....		327331-06	12.9	0.0	0.0	0.0	0.0	4.3
Secondary products and miscellaneous receipts.....		327331-SM						
Miscellaneous receipts.....		327331-M	5.7	0.0	0.0	0.0	0.0	1.1
Secondary products.....		327331-S	9.8	0.0	0.1	0.0	0.1	1.2
Concrete pipe manufacturing.....	327332		3.8	-1.9	3.3	-0.2	0.0	0.1
Primary products.....		327332-P	4.2	-1.9	3.0	0.5	0.1	0.0
Concrete pipe.....		327332-0	4.2	-1.9	3.0	0.5	0.1	0.0
Concrete storm sewer pipe.....		327332-02	9.8	-0.6	7.4	1.0	0.1	0.0
Concrete pipe, except concrete culvert and storm sewer pipe.....		327332-03	3.5	0.0	0.0	0.0	0.0	0.0
Secondary products and miscellaneous receipts.....		327332-SM1						
Other concrete product manufacturing.....	32739		5.6	0.4	0.5	0.1	0.6	0.0
Other concrete product manufacturing.....	327390		5.6	0.4	0.5	0.1	0.6	0.0
Primary products.....		327390-P	5.4	0.4	0.5	0.1	0.6	0.0
Precast concrete products.....		327390-1	5.6	0.2	0.6	0.0	0.0	0.0
Precast concrete slabs and tile, roof and floor units.....		327390-11	2.8	-0.3	0.0	0.0	0.0	0.0
Precast concrete architectural wall panels.....		327390-12	4.6	0.2	2.3	0.0	-0.3	0.0
Burial vaults and boxes, precast concrete.....		327390-13	5.8	0.0	0.0	0.8	0.0	0.0
Precast concrete products (excl burial vaults and boxes, slabs and tile, and arch. wall panels).....		327390-14	6.1	0.3	0.4	0.0	0.1	0.0
Prestressed concrete products.....		327390-4	4.6	1.0	-0.2	0.1	3.7	-0.3
Prestressed concrete products (excl bridge beams and solid and hollow cored slabs and panels).....		327390-43	12.0	1.4	0.0	0.0	8.3	0.0
Prestressed concrete bridge beams.....		327390-46	-1.1	1.2	-0.6	0.3	-0.3	-0.7
Prestressed concrete solid and hollow cored slabs and panels.....		327390-47	-3.0	-0.7	0.0	0.0	0.0	0.0
Secondary products and miscellaneous receipts.....		327390-SM						
Secondary products.....		327390-S	9.3	0.0	0.1	0.0	0.0	0.0
Lime and gypsum product manufacturing.....	3274		3.7	0.0	-0.2	0.0	0.0	-0.2
Lime manufacturing.....	32741		16.9	0.4	0.5	0.0	0.1	0.0
Lime manufacturing.....	327410		16.9	0.4	0.5	0.0	0.1	0.0
Primary products.....		327410-P	17.0	0.5	0.4	0.0	0.1	0.0
Lime.....		327410-0	17.0	0.5	0.4	0.0	0.1	0.0
Secondary products and miscellaneous receipts.....		327410-SM1						
Gypsum product manufacturing.....	32742		-1.7	-0.2	-0.5	0.0	0.0	-0.3
Gypsum product manufacturing.....	327420		-1.7	-0.2	-0.5	0.0	0.0	-0.3
Primary products.....		327420-P	-1.7	-0.2	-0.5	0.0	0.0	-0.3
Gypsum building materials.....		327420-1	-2.0	-0.3	-0.6	0.0	0.0	-0.3
Other gypsum products.....		327420-5	0.0	0.0	0.0	0.0	0.0	0.0
Secondary products and miscellaneous receipts.....		327420-SM						
Other nonmetallic mineral products.....	3279		2.8	0.0	0.0	-0.1	0.0	0.1
Abrasive product manufacturing.....	32791		3.3	0.1	0.7	-0.5	0.1	0.3
Abrasive product manufacturing.....	327910		3.4	0.1	0.7	-0.5	0.2	0.3
Primary products.....		327910-P	3.1	0.1	0.7	-0.5	0.1	0.3
Nonmetallic sized grains, powders, and flour abrasives (incl. graded only).....		327910-1	3.4	0.4	2.9	0.0	0.0	0.0
Nonmetallic abrasive products (including diamond abrasives).....		327910-4	2.5	0.1	0.2	0.0	0.0	0.0
Nonmetallic coated abrasive products and buffing wheels, polishing wheels, and laps.....		327910-7	2.6	0.0	0.0	0.0	0.1	0.0
Secondary products and miscellaneous receipts.....		327910-SM						
Miscellaneous receipts.....		327910-M	3.0	0.0	0.0	0.0	0.0	0.0
All other nonmetallic mineral product mfg.....	32799		2.7	0.0	-0.1	0.0	0.0	0.0
Cut stone and stone product manufacturing.....	327991		2.1	0.0	-0.5	0.4	0.0	0.0
Primary products.....		327991-P	2.2	0.0	-0.5	0.4	0.0	0.0
Dressed dimension granite (including gneiss, syenite, diorite, and cut granite).....		327991-1	2.0	0.0	-0.9	0.8	0.0	0.0
Dressed dimension marble and other stone.....		327991-7	2.9	0.0	0.0	0.0	0.0	0.0
Secondary products and miscellaneous receipts.....		327991-SM						
Secondary products.....		327991-S	—	0.0	-2.3	0.0	0.0	0.0
Ground or treated mineral and earth manufacturing.....	327992		4.9	1.0	0.4	-0.1	0.0	0.0
Primary products.....		327992-P	4.9	1.1	0.3	-0.1	0.0	0.0

See footnotes at end of table.

Table 12. Producer price index percentage changes for the net output of selected industries and their products, not seasonally adjusted — Continued
 [December 2023]

Title ¹	Industry code	Product code	Unadjusted 12-month percent change ²	Unadjusted 1-month percent change ²				
				Dec. 2022 to Dec. 2023 ^P	July to Aug.	Aug. to Sept. ^P	Sept. to Oct. ^P	Oct. to Nov. ^P
Ground or treated mineral and earth manufacturing - Continued								
Ground or treated minerals and earths.....		327992-0	4.9	1.1	0.3	-0.1	0.0	0.0
Treated lightweight aggregate and crushed slag, minerals and earths.....		327992-04	6.0	0.3	0.8	0.0	0.0	0.0
Other minerals or earths, treated.....		327992-06	-	2.2	0.0	-0.2	0.0	-
Secondary products and miscellaneous receipts.....		327992-SM						
Mineral wool manufacturing.....	327993		0.9	-0.5	-0.2	-0.2	-0.1	0.1
Primary products.....		327993-P	0.9	-0.5	-0.2	-0.2	-0.1	0.1
Mineral wool for thermal and acoustical envelope insulation.....		327993-1	-1.3	-0.9	-0.5	-0.3	-0.1	0.0
Mineral wool for industrial, equipment, and appliance insulation.....		327993-4	4.4	0.0	0.1	-0.2	-0.1	0.2
Secondary products and miscellaneous receipts.....		327993-SM						
Miscellaneous nonmetallic mineral products manufacturing.....	327999		4.2	0.0	0.0	-0.1	0.0	0.0
Primary products.....		327999-P	4.3	0.0	0.0	0.0	0.0	0.0
All other nonmetallic mineral products.....		327999-0	4.3	0.0	0.0	0.0	0.0	0.0
Other nonmetallic mineral products.....		327999-09	4.9	0.0	0.0	0.0	0.0	0.0
Secondary products and miscellaneous receipts.....		327999-SM						
Primary metal mfg.....	331		-3.3	-1.3	-2.1	-2.0	-1.1	1.2
Iron & steel mills & ferroalloy mfg.....	3311		-4.9	-1.9	-3.9	-3.0	-2.7	1.8
Iron & steel mills & ferroalloy mfg.....	33111		-4.9	-1.9	-3.9	-3.0	-2.7	1.8
Iron and steel mills and ferroalloy mfg.....	331110		-4.9	-1.9	-3.9	-3.0	-2.7	1.9
Primary products.....		331110-P	-2.4	-2.0	-4.2	-2.9	-3.0	2.0
Steel ingots and semifinished products.....		331110-3	2.2	-0.9	-1.1	-1.4	-0.6	1.9
Ferroalloys and related products.....		331110-6	-25.1	-	-	-	-3.4	-1.0
Hot rolled steel bars, plates, and structural shapes.....		331110-7	-4.6	0.2	-2.5	-1.3	-1.1	1.3
Hot rolled steel bars, plates, and structural shapes, carbon.....		331110-71	-5.0	0.2	-2.6	-1.2	-1.0	1.5
Hot rolled steel bars, plates, and structural shapes, alloy.....		331110-76	-	2.2	0.0	-1.6	-3.5	1.3
Secondary products and miscellaneous receipts.....		331110-SM						
Steel product mfg from purchased steel.....	3312		-8.5	-2.6	-1.8	-2.2	1.0	2.2
Iron & steel pipe and tube mfg from purchased steel.....	33121		-17.0	-1.3	-1.8	-0.2	0.3	-2.3
Iron and steel pipe and tube manufacturing from purchased steel.....	331210		-17.0	-1.3	-1.8	-0.2	0.3	-2.3
Primary products.....		331210-P	-17.5	-1.3	-1.8	-0.2	0.2	-2.7
Iron and steel pipes and tubes, from purchased iron and steel.....		331210-0	-17.5	-1.3	-1.8	-0.2	0.2	-2.7
Pipe and tube, carbon.....		331210-02	-18.3	-0.9	-2.3	-0.4	0.3	-3.5
Pipe and tube, alloy.....		331210-03	-22.2	-2.9	-0.2	2.1	1.1	0.7
Pipe and tube, stainless.....		331210-04	-7.9	-2.3	-0.5	-0.6	-1.1	-1.2
Secondary products and miscellaneous receipts.....		331210-SM1						
Rolling & drawing of purchased steel.....	33122		1.8	-4.0	-1.8	-4.3	1.8	7.0
Rolled steel shape mfg.....	331221		19.9	-6.6	-2.7	-6.0	4.8	14.2
Primary products.....		331221-P	19.8	-7.4	-3.0	-6.6	5.2	15.8
Cold rolled steel sheet and strip, made from purchased steel.....		331221-1	38.7	-10.3	-4.4	-9.6	8.2	25.6
Cold finished steel bars and bar shapes, made from purchased steel.....		331221-3	-7.0	-1.7	-0.5	-1.6	0.7	-0.5
Secondary products and miscellaneous receipts.....		331221-SM						
Steel wire drawing.....	331222		-12.2	-1.4	-0.9	-2.6	-0.8	0.2
Primary products.....		331222-P	-12.7	-1.5	-1.2	-2.5	-0.8	0.2
Steel wire, including galvanized and other coated wire.....		331222-5	-8.6	-1.1	-1.7	-1.1	-1.2	0.2
Carbon steel wire.....		331222-5A	-10.0	-1.3	-1.3	-1.1	-1.5	0.1
Secondary products and miscellaneous receipts.....		331222-SM						
Miscellaneous receipts.....		331222-M	-9.1	0.0	0.0	0.0	-1.2	0.1
Alumina & aluminum production & processing.....	3313		-3.1	-0.4	-0.9	-0.4	-0.4	-0.3
Alumina & aluminum production & processing.....	33131		-3.1	-0.4	-0.9	-0.4	-0.4	-0.3
Secondary smelting and alloying of aluminum.....	331314		-9.2	-1.4	-1.6	-1.4	-2.1	0.1
Primary products.....		331314-P	-9.3	-1.5	-1.5	-1.4	-2.1	0.1
Aluminum ingot, including billet, made by secondary smelters.....		331314-2	-11.1	-1.9	-1.7	-1.6	-2.3	0.2
Aluminum and aluminum-base alloys powders, paste, and flakes.....		331314-5	10.1	2.9	0.1	-0.2	-0.1	-0.2
Secondary products and miscellaneous receipts.....		331314-SM						
Aluminum sheet, plate, and foil mfg.....	331315		-3.6	0.8	-1.1	-0.5	0.0	0.1
Primary products.....		331315-P	-3.6	0.8	-1.1	-0.5	0.0	0.1
Aluminum sheet, plate, and foil.....		331315-0	-3.6	0.8	-1.1	-0.5	0.0	0.1
Secondary products and miscellaneous receipts.....		331315-SM2						
Other aluminum rolling, drawing, and extruding.....	331318		0.5	-1.3	-1.0	-0.3	-0.3	-0.3

See footnotes at end of table.

Table 12. Producer price index percentage changes for the net output of selected industries and their products, not seasonally adjusted — Continued
 [December 2023]

Title ¹	Industry code	Product code	Unadjusted 12-month percent change ²	Unadjusted 1-month percent change ²				
				Dec. 2022 to Dec. 2023 ^P	July to Aug.	Aug. to Sept. ^P	Sept. to Oct. ^P	Oct. to Nov. ^P
Other aluminum rolling, drawing, and extruding - Continued								
Primary products.....		331318-P	0.6	-1.2	-0.9	-0.4	-0.3	-0.3
Other extruded aluminum shapes, including rod, bar, and wire.....		331318-0	0.4	-1.2	-0.9	-0.4	-0.3	-0.3
Secondary products and miscellaneous receipts.....		331318-SM						
Nonferrous (exc alum) production & processing.....	3314		0.4	-0.7	0.2	-1.2	0.6	0.6
Nonferrous metal (except aluminum) smelting and refining.....	33141		—	-2.6	1.0	-1.6	—	—
Nonferrous metal (except aluminum) smelting and refining.....	331410		—	-2.6	1.0	-1.6	—	—
Primary products.....		331410-P	—	-2.6	1.0	-1.7	—	—
Secondary products and miscellaneous receipts.....		331410-SM1						
Copper rolling/drawing/extruding & alloying.....	33142		-0.6	-0.1	-0.3	-1.3	0.0	1.4
Copper rolling, drawing, extruding, and alloying.....	331420		-0.6	-0.1	-0.3	-1.3	0.0	1.4
Primary products.....		331420-P	-0.3	-0.2	-0.3	-1.3	0.0	1.4
Copper wire and cable.....		331420-A	0.1	-0.5	-0.6	-1.2	0.3	1.9
Copper and copper alloy mill shapes, except wire and cable.....		331420-B	-1.4	0.1	-0.1	-1.4	-0.3	1.1
Secondary products and miscellaneous receipts.....		331420-SM						
Miscellaneous receipts.....		331420-M	—	-0.2	-0.3	-1.2	0.4	3.3
Other nonferrous roll/draw/extruding/alloying.....	33149		0.3	-0.5	0.6	-1.0	1.2	0.1
Nonferrous metal (except copper and aluminum) rolling, drawing, and extruding.....	331491		2.4	-0.4	0.3	-0.7	0.0	-0.1
Primary products.....		331491-P	2.4	-0.4	0.3	-0.7	0.0	-0.1
All other nonferrous metal mill shapes.....		331491-D	6.2	-1.2	-0.3	1.0	0.1	0.0
Nickel and nickel-base alloy mill shapes.....		331491-2	-4.2	-0.8	0.1	-2.5	0.0	-0.2
Titanium and titanium-base alloy mill shapes.....		331491-3	4.0	0.6	0.7	0.0	-0.1	0.0
Secondary products and miscellaneous receipts.....		331491-SM						
Secondary products.....		331491-S	3.2	1.4	0.0	0.0	0.0	-4.2
Secondary smelting, refining, and alloying of nonferrous metal (except copper and aluminum).....	331492		-1.3	-0.6	0.8	-1.2	2.3	0.3
Primary products.....		331492-P	-1.4	-0.6	0.8	-1.2	2.4	0.3
All other miscellaneous secondary nonferrous metals, including secondary lead and zinc.....		331492-B	—	-0.8	2.7	-0.4	1.2	0.0
Secondary products and miscellaneous receipts.....		331492-SM						
Foundries.....	3315		2.3	0.4	0.0	-0.6	-0.1	0.2
Ferrous metal foundries.....	33151		2.2	0.8	0.0	-1.0	0.1	0.1
Iron foundries.....	331511		0.5	-0.6	-0.2	-0.4	0.0	0.2
Primary products.....		331511-P	0.7	-0.6	-0.3	0.0	0.0	0.2
Cast iron pressure and soil pipe and fittings, all sizes.....		331511-B	—	—	—	—	0.6	0.0
Standard and pearlitic malleable iron castings.....		331511-T	—	—	—	—	-0.3	-0.4
Ductile iron pressure pipe and fittings.....		331511-1	—	-3.0	-0.3	—	—	—
Other ductile iron castings.....		331511-3	0.9	-0.2	-0.4	0.2	-0.2	0.4
Other gray iron castings (including molds and stools for heavy steel ingots).....		331511-9	1.6	-0.7	-0.3	-0.2	0.1	0.0
Secondary products and miscellaneous receipts.....		331511-SM						
Steel investment foundries.....	331512		1.4	0.0	0.0	-1.1	0.0	0.0
Primary products.....		331512-P	1.4	0.0	0.0	-1.1	0.0	0.0
Steel investment castings.....		331512-0	1.4	0.0	0.0	-1.1	0.0	0.0
Secondary products and miscellaneous receipts.....		331512-SM						
Secondary products.....		331512-S	—	0.0	0.0	0.0	0.0	—
Steel foundries, except investment.....	331513		8.5	5.7	0.4	-2.6	0.3	0.0
Primary products.....		331513-P	8.6	5.8	0.4	-2.7	0.3	0.0
Carbon steel castings, except investment.....		331513-1	6.1	1.2	1.3	0.1	0.0	0.0
Alloy steel castings, excluding investment.....		331513-4	9.4	7.4	0.1	-3.6	0.4	0.0
High alloy steel castings, except investment.....		331513-41	—	7.1	0.0	-5.6	0.0	—
Other alloy steel castings, except investment.....		331513-43	11.7	8.0	0.2	0.0	1.1	0.0
Secondary products and miscellaneous receipts.....		331513-SM						
Nonferrous metal foundries.....	33152		2.5	0.0	0.0	0.0	-0.3	0.4
Nonferrous metal die-casting foundries.....	331523		-1.4	-0.3	0.0	-0.5	-0.5	0.7
Primary products.....		331523-P	-1.5	-0.3	0.0	-0.5	-0.5	0.7
Aluminum die-castings.....		331523-1	-1.8	-0.3	-0.3	-0.6	-0.6	0.9
Nonferrous (except aluminum) die-castings.....		331523-3	-0.4	-0.3	1.0	-0.2	0.0	0.0
Secondary products and miscellaneous receipts.....		331523-SM						
Secondary products.....		331523-S	1.5	0.1	0.0	0.0	0.1	-0.4
Aluminum foundries, except die-casting.....	331524		3.9	0.4	0.0	0.2	0.0	-0.2

See footnotes at end of table.

Table 12. Producer price index percentage changes for the net output of selected industries and their products, not seasonally adjusted — Continued
 [December 2023]

Title ¹	Industry code	Product code	Unadjusted 12-month percent change ²	Unadjusted 1-month percent change ²				
				Dec. 2022 to Dec. 2023 ^P	July to Aug.	Aug. to Sept. ^P	Sept. to Oct. ^P	Oct. to Nov. ^P
Aluminum foundries, except die-casting - Continued								
Primary products.....		331524-P	2.8	0.4	0.0	0.2	0.0	-0.3
Aluminum castings, excluding die-castings.....		331524-0	2.8	0.4	0.0	0.2	0.0	-0.3
Secondary products and miscellaneous receipts.....		331524-SM						
Secondary products.....		331524-S1	9.4	0.0	0.0	0.0	0.0	0.1
Other nonferrous metal foundries, except die-casting.....	331529		11.5	0.2	0.0	1.2	-0.3	0.7
Primary products.....		331529-P	12.6	0.2	0.0	1.3	-0.4	0.9
Copper foundries (excluding die-casting).....		331529-5	1.6	0.3	0.0	-0.9	-0.7	1.7
Secondary products and miscellaneous receipts.....		331529-SM						
Fabricated metal product mfg.....	332		2.9	-0.1	-0.1	0.2	0.0	0.5
Forging & stamping.....	3321		-0.8	-0.9	-0.2	-0.6	-0.1	0.0
Forging & stamping.....	33211		-0.8	-0.9	-0.2	-0.6	-0.1	0.0
Iron and steel forging.....	332111		0.6	-0.5	-0.2	0.0	-0.8	-0.2
Primary products.....		332111-P	0.2	-0.5	-0.2	0.0	-0.8	-0.2
Hot impression die impact, press and upset steel forgings.....		332111-1	1.1	-0.3	0.0	0.2	-1.0	-0.2
Hot impression die impact, press and upset carbon steel forgings.....		332111-11	1.7	0.0	0.2	0.0	-1.9	0.0
Hot impression die impact, press and upset alloy steel forgings.....		332111-12	-1.0	-0.5	-0.2	0.4	-0.3	-0.5
Secondary products and miscellaneous receipts.....		332111-SM						
Nonferrous forging.....	332112		6.4	0.0	0.0	0.9	0.5	0.3
Primary products.....		332112-P	6.6	0.0	0.0	0.9	0.5	0.4
Hot impression die impact, press and upset nonferrous forgings.....		332112-4	7.4	0.0	0.0	1.0	0.6	0.4
Hot impression die impact, press, and upset aluminum and aluminum alloy forgings.....		332112-41	0.4	0.0	0.0	1.7	0.0	0.6
Hot impression die impact, press, and upset titanium and titanium alloy forgings.....		332112-42	16.0	0.0	0.0	0.0	1.8	0.0
Other nonferrous hot impression die impact, press, and upset forgings.....		332112-43	38.7	-	0.0	0.0	0.0	0.6
Secondary products and miscellaneous receipts.....		332112-SM						
Custom roll forming.....	332114		-11.5	-1.9	-1.8	-2.2	0.0	0.2
Primary products.....		332114-P	-13.1	-2.2	-2.0	-2.5	0.0	0.3
Custom roll formed products (steel, aluminum and other metal).....		332114-0	-13.1	-2.2	-2.0	-2.5	0.0	0.3
Secondary products and miscellaneous receipts.....		332114-SM						
Powder metallurgy part mfg.....	332117		-	-0.1	0.2	0.0	-	-
Primary products.....		332117-P	-	-0.1	0.2	0.0	-	-
Powder metallurgy parts.....		332117-0	-	-0.1	0.2	0.0	-	-
Other metal stamping, except automotive.....	332119		4.5	-0.7	0.8	-0.4	0.1	0.0
Primary products.....		332119-P	4.4	-0.7	1.0	-0.2	0.1	0.0
Metal job stampings, except automotive.....		332119-3	4.1	-1.0	1.5	0.0	0.1	0.0
Motor and generator metal job stamping.....		332119-32	-0.1	-0.9	0.0	-2.9	-0.2	0.0
Other metal job stampings.....		332119-33	1.3	-1.3	0.0	0.1	0.1	0.0
Secondary products and miscellaneous receipts.....		332119-SM						
Cutlery & handtool mfg.....	3322		4.1	0.0	0.0	0.8	0.0	0.1
Cutlery & handtool mfg.....	33221		4.1	0.0	0.0	0.8	0.0	0.1
Metal cookware, cutlery, and flatware mfg.....	332215		0.2	0.0	0.0	0.1	0.0	0.0
Primary products.....		332215-P	0.1	0.0	0.0	0.1	0.0	0.0
Cutlery, scissors, shears, trimmers, and snips.....		332215-2	-4.0	0.0	0.0	-0.3	0.0	0.0
Secondary products and miscellaneous receipts.....		332215-SM						
Miscellaneous receipts.....		332215-M	3.7	0.0	0.0	0.8	0.0	0.0
Secondary products.....		332215-S	1.9	0.0	0.0	1.9	0.0	0.0
Saw blade, handsaw, and hand and edge tool mfg.....	332216		6.1	-0.1	0.0	1.1	0.0	0.2
Primary products.....		332216-P	6.5	-0.1	0.0	1.2	0.0	0.1
Edge tools, hand-operated.....		332216-4	6.6	0.0	0.0	0.0	0.0	0.0
All other miscellaneous hand tools, except handsaws.....		332216-7	2.9	0.0	0.0	-0.1	0.1	0.0
Secondary products and miscellaneous receipts.....		332216-SM						
Miscellaneous receipts.....		332216-M	2.4	0.0	0.0	0.0	0.0	0.7
Secondary products.....		332216-S	0.7	0.0	-0.3	0.0	0.2	0.3
Architectural & structural metals mfg.....	3323		3.5	0.1	0.0	-0.1	0.2	1.4
Plate work & fabricated structural prod mfg.....	33231		5.7	0.1	0.1	-0.2	0.5	2.5
Prefabricated metal buildings and components mfg.....	332311		7.3	-0.1	-0.5	-0.3	0.2	0.2
Primary products.....		332311-P	7.3	0.0	-0.6	-0.3	0.2	0.1

See footnotes at end of table.

Table 12. Producer price index percentage changes for the net output of selected industries and their products, not seasonally adjusted — Continued
 [December 2023]

Title ¹	Industry code	Product code	Unadjusted 12-month percent change ²	Unadjusted 1-month percent change ²				
				Dec. 2022 to Dec. 2023 ^P	July to Aug.	Aug. to Sept. ^P	Sept. to Oct. ^P	Oct. to Nov. ^P
Prefabricated metal buildings and components mfg - Continued								
Prefabricated metal bldg & component systems (excl. farm service bldgs, resid. bldgs, & parts).....		332311-1	9.2	-0.4	-0.6	0.0	0.2	0.3
Other prefabricated and portable metal buildings and parts.....		332311-3	2.1	1.1	-0.5	-1.1	0.4	-0.4
Secondary products and miscellaneous receipts.....		332311-SM						
Fabricated structural metal mfg.....	332312		6.4	0.2	0.2	-0.3	0.7	3.5
Primary products.....		332312-P	5.6	0.2	0.0	-0.3	0.6	3.8
Fabricated structural metal bar joists and concrete reinforcing bars.....		332312-1	9.8	-0.2	-0.9	0.4	0.4	5.8
Fabricated structural iron and steel for industrial buildings metal bar joists, short span.....		332312-11	1.4	0.0	0.1	-0.2	0.4	0.5
Fabricated structural iron & steel for commercial, residential, institutional, & public bldgs.....		332312-12	12.0	-0.3	-1.1	0.5	0.4	7.1
Other fabricated structural metal.....		332312-5	2.3	0.3	0.7	-0.9	1.0	2.2
Fabricated structural metal for bridges.....		332312-6	0.3	3.5	2.2	0.4	-0.9	3.0
Secondary products and miscellaneous receipts.....		332312-SM						
Plate work mfg.....	332313		—	0.0	0.0	0.0	0.0	—
Primary products.....		332313-P	—	0.0	0.0	0.0	0.0	—
Fabricated plate work (stacks and weldments).....		332313-0	—	0.0	0.0	0.0	0.0	—
Secondary products and miscellaneous receipts.....		332313-SM1						
Ornamental & architectural metal prod mfg.....	33232		1.0	0.2	0.0	0.0	-0.1	0.1
Metal window and door mfg.....	332321		1.8	0.3	0.4	0.0	0.0	0.0
Primary products.....		332321-P	1.8	0.3	0.4	0.0	-0.1	0.0
Metal molding and trim and store fronts.....		332321-B	-0.1	0.0	0.0	0.0	0.0	0.0
Metal windows (except storm sash).....		332321-D	-0.5	0.0	0.0	0.0	-0.1	0.0
Metal doors (except storm doors).....		332321-1	2.1	0.4	0.6	0.0	-0.1	0.0
Metal window and door screens (except combination screens) and metal weather strip.....		332321-9	-0.1	0.0	0.0	0.0	0.0	0.0
Secondary products and miscellaneous receipts.....		332321-SM						
Secondary products.....		332321-S	3.2	0.1	0.0	0.0	0.4	0.0
Sheet metal work mfg.....	332322		1.1	0.2	-0.2	0.0	-0.1	0.2
Primary products.....		332322-P	0.8	0.2	-0.2	0.0	-0.2	0.2
Sheet metal electronic enclosures.....		332322-C	6.4	0.6	0.1	-0.1	0.4	0.1
Steel sheet metal computer & peripheral equipment enclosures.....		332322-C1	11.9	1.5	0.2	-0.1	0.6	0.3
Aluminum sheet metal computer & peripheral equipment enclosures.....		332322-C2	6.8	0.0	0.0	0.0	0.0	0.0
Other sheet metal electronic enclosures (excluding computers).....		332322-C3	1.0	0.0	0.1	-0.1	0.3	-0.1
Other sheet metal work.....		332322-G	-0.4	0.4	0.0	0.0	-0.2	0.1
Aluminum and other sheet metal work.....		332322-G3	-2.7	0.7	0.1	0.0	-0.4	-0.2
Sheet metal air-conditioning ducts and stove pipe.....		332322-1	0.2	-0.5	0.0	0.0	0.0	0.0
Sheet metal roofing and roof drainage equipment.....		332322-7	1.9	-0.1	-1.1	0.5	-1.2	0.7
Secondary products and miscellaneous receipts.....		332322-SM						
Secondary products.....		332322-S	1.0	0.3	0.0	0.0	-0.3	0.0
Ornamental and architectural metal work mfg.....	332323		-0.1	-0.1	0.0	0.0	0.0	-0.1
Primary products.....		332323-P	0.0	-0.1	0.0	0.0	0.0	-0.1
Ornamental and architectural metal work.....		332323-8	-1.0	-0.2	0.0	0.0	0.0	-0.2
Iron, steel, and aluminum stairs, staircases, and fire escapes.....		332323-81	-0.5	-0.2	0.0	0.0	0.0	0.0
Steel and aluminum fences, gates (not wire), and railings and window guards.....		332323-82	-2.1	-0.3	0.1	0.0	0.0	-0.5
Other architectural and ornamental work.....		332323-9	0.1	0.0	0.0	0.0	0.0	0.0
Other aluminum and metal architectural and ornamental work.....		332323-91	0.1	0.0	0.0	0.0	0.0	0.0
Metal stalls and corrals.....		332323-94	—	0.0	0.0	—	—	—
Secondary products and miscellaneous receipts.....		332323-SM						
Secondary products.....		332323-S	-4.3	-0.4	0.1	0.0	-0.1	0.1
Boiler, tank & shipping container mfg.....	3324		-1.4	-0.5	-0.2	-0.5	-0.2	0.0
Power boiler & heat exchanger mfg.....	33241		3.2	1.4	0.0	0.1	-0.1	0.1
Power boiler and heat exchanger mfg.....	332410		3.2	1.4	0.0	0.1	-0.1	0.1
Primary products.....		332410-P	3.3	1.4	0.0	0.0	-0.1	0.1
Fabricated heat exchangers and steam condensers (excluding nuclear applications).....		332410-1	0.1	0.2	0.0	0.1	-0.1	0.2
Secondary products and miscellaneous receipts.....		332410-SM						
Secondary products.....		332410-S	9.0	—	—	—	0.1	-0.1
Metal tank (heavy gauge) mfg.....	33242		1.3	0.2	-0.2	-0.3	0.0	0.0
Metal tanks, heavy gauge, mfg.....	332420		1.3	0.2	-0.2	-0.3	0.0	0.0
Primary products.....		332420-P	1.7	0.0	0.0	-0.2	0.0	0.0
Metal tanks, heavy gauge.....		332420-0	1.7	0.0	0.0	-0.2	0.0	0.0

See footnotes at end of table.

Table 12. Producer price index percentage changes for the net output of selected industries and their products, not seasonally adjusted — Continued
 [December 2023]

Title ¹	Industry code	Product code	Unadjusted 12-month percent change ²	Unadjusted 1-month percent change ²					
				Dec. 2022 to Dec. 2023 ^P	July to Aug.	Aug. to Sept. ^P	Sept. to Oct. ^P	Oct. to Nov. ^P	Nov. to Dec. ^P
Metal tanks, heavy gauge, mfg - Continued									
Secondary products and miscellaneous receipts.....		332420-SM							
Secondary products.....		332420-S	-	1.8	-1.6	-0.6	-	-	
Light gauge metal container mfg.....	33243		-4.8	-1.7	-0.2	-0.9	-0.4	0.0	
Metal can mfg.....	332431		-4.8	-2.1	-0.3	-1.0	0.0	0.0	
Primary products.....		332431-P	-4.8	-2.1	-0.3	-1.0	0.0	0.0	
Steel cans and tinware products.....		332431-1	-	0.0	-0.7	0.0	0.0	-	
Aluminum cans (including lids, ends, and parts shipped separately).....		332431-3	-8.1	-3.5	0.0	-1.8	0.0	0.0	
Secondary products and miscellaneous receipts.....		332431-SM							
Other metal container mfg.....	332439		-4.9	0.0	0.0	-0.3	-2.2	0.1	
Primary products.....		332439-P	-	0.6	0.0	-0.4	-2.5	0.1	
Steel shipping barrels & drums, exc. beer barrels (more than 12-gallon capacity)...		332439-3	-7.6	2.0	0.0	-1.3	-6.5	0.3	
All other metal containers.....		332439-6	-3.2	-1.0	0.0	0.0	0.0	0.0	
Secondary products and miscellaneous receipts.....		332439-SM							
Secondary products.....		332439-S	-9.6	-4.5	0.0	0.0	0.0	0.0	
Hardware mfg.....	3325		-0.6	0.0	0.0	-0.1	0.2	-0.5	
Hardware mfg.....	33251		-0.6	0.0	0.0	-0.1	0.2	-0.5	
Hardware mfg.....	332510		-0.6	0.0	0.0	-0.1	0.2	-0.5	
Primary products.....		332510-P	-0.6	0.0	0.0	0.0	0.2	-0.6	
All other miscellaneous hardware.....		332510-A	-7.1	0.0	0.0	0.0	0.0	-5.6	
Furniture hardware (excluding cabinet hardware).....		332510-2	-3.1	-0.2	0.0	0.0	0.0	0.0	
Builders' hardware, including fabricated metal safe and vault locks, & cabinet hardware.....		332510-4	-1.7	0.0	0.0	0.0	0.0	0.0	
Motor vehicle hardware (lock units, door & window handles, window regulators, hinges, etc.).....		332510-6	-	0.0	-	-	-	-	
Other transportation equipment hardware, incl. marine & aircraft (excl. motor vehicle hardware).....		332510-7	-	0.0	-	-	-	-	
Secondary products and miscellaneous receipts.....		332510-SM							
Miscellaneous receipts.....		332510-M	-2.8	0.0	0.0	-4.3	0.4	0.3	
Secondary products.....		332510-S	0.0	0.0	0.0	0.0	0.0	0.0	
Spring & wire product mfg.....	3326		-3.0	0.0	0.1	-0.6	0.1	-0.6	
Spring & wire product mfg.....	33261		-3.0	0.0	0.1	-0.6	0.1	-0.6	
Spring mfg.....	332613		0.6	0.0	-0.1	-0.8	0.1	-0.4	
Primary products.....		332613-P	0.5	0.0	-0.1	-0.8	0.1	-0.4	
Cold formed steel springs, except wire.....		332613-3	1.0	0.0	-0.1	0.0	0.2	0.0	
Precision mechanical wire springs.....		332613-5	8.1	-0.1	0.0	0.1	0.2	0.0	
Precision mechanical extension- and torsion-type wire springs.....		332613-51	0.2	-0.4	0.2	0.1	0.8	0.0	
Precision mechanical compression-type wire springs.....		332613-52	13.6	0.0	0.0	0.0	-0.1	0.0	
Secondary products and miscellaneous receipts.....		332613-SM							
Secondary products.....		332613-S	6.6	0.0	0.0	0.0	0.6	-0.1	
Other fabricated wire product mfg.....	332618		-6.5	0.0	0.3	-0.4	0.1	-0.9	
Primary products.....		332618-P	-2.7	0.1	0.4	-0.2	0.2	-1.0	
Other ferrous wire products, excluding springs, made from purchased wire.....		332618-B	-0.7	0.0	0.0	-0.7	0.0	0.0	
Other fabricated wire products, made from purchased wire.....		332618-2	-5.6	0.0	0.0	0.0	0.3	-2.0	
Ferrous wire cloth and other ferrous woven wire products, made from purchased wire.....		332618-3	0.1	0.0	0.0	0.0	0.0	0.0	
Steel fencing and fence gates, made from purchased wire.....		332618-7	-5.0	0.9	-1.3	-0.8	0.1	-1.7	
Secondary products and miscellaneous receipts.....		332618-SM							
Secondary products.....		332618-S	3.5	0.4	0.1	0.0	0.2	0.0	
Mach shops, turn prod, screw, nut, bolt mfg.....	3327		2.9	-0.2	0.1	-0.4	0.3	0.0	
Machine shops.....	33271		1.4	0.0	0.0	-0.2	0.0	0.0	
Machine shops.....	332710		1.4	0.0	0.0	-0.2	0.0	0.0	
Primary products.....		332710-P	1.5	0.0	0.0	-0.2	0.0	0.0	
Machine shop job work and job order repairs.....		332710-0	1.5	0.0	0.0	-0.2	0.0	0.0	
Secondary products and miscellaneous receipts.....		332710-SM							
Turned product & screw, nut & bolt mfg.....	33272		4.4	-0.4	0.2	-0.7	0.6	0.0	
Precision turned product mfg.....	332721		2.8	-0.9	0.0	-0.8	0.2	0.0	
Primary products.....		332721-P	3.1	-1.0	0.0	-0.9	0.3	0.0	
Precision turned products, automotive.....		332721-1	5.5	0.1	0.0	-1.6	0.0	0.0	
Precision turned products, except automotive.....		332721-3	2.4	-1.4	0.0	-0.7	0.4	0.1	
Secondary products and miscellaneous receipts.....		332721-SM							

See footnotes at end of table.

Table 12. Producer price index percentage changes for the net output of selected industries and their products, not seasonally adjusted — Continued
 [December 2023]

Title ¹	Industry code	Product code	Unadjusted 12-month percent change ²	Unadjusted 1-month percent change ²				
			Dec. 2022 to Dec. 2023 ^P	July to Aug.	Aug. to Sept. ^P	Sept. to Oct. ^P	Oct. to Nov. ^P	Nov. to Dec. ^P
Bolt, nut, screw, rivet, and washer mfg.	332722		6.9	0.3	0.5	-0.5	1.1	0.0
Primary products.....		332722-P	7.1	0.3	0.5	-0.5	1.2	0.0
Nonthreaded metal fasteners (except aircraft types).....		332722-B	3.4	-0.3	0.0	1.6	0.1	0.0
Aircraft fasteners, except plastics (including aerospace).....		332722-1	10.7	1.8	0.0	0.0	2.9	0.0
Externally threaded metal fasteners (except aircraft types).....		332722-3	7.9	-0.4	1.0	-1.0	0.5	0.0
Hex bolts, including heavy, tap-and-joint (excluding high-strength structural & aircraft types).....		332722-3122	7.1	0.4	0.0	-0.2	1.9	0.0
Other metal bolts, including square, round, plow, high-strength structural, & bent bolts.....		332722-3133	12.7	0.0	0.0	0.0	0.0	0.0
Cap, set, machine, lag, flange, and self-locking screws (except aircraft types) ..		332722-3144	6.2	-0.9	0.0	-0.4	-0.4	0.3
Other externally threaded metal fasteners, including studs (except aircraft types).....		332722-3199	-	-	-	-	1.3	-0.1
Internally threaded fasteners (except aircraft types).....		332722-5	0.9	-0.1	0.2	-1.8	1.2	-0.2
Secondary products and miscellaneous receipts.....		332722-SM						
Miscellaneous receipts.....		332722-M	6.2	0.0	0.0	-0.7	0.0	0.0
Coating/engrave/heat treating & other activity.....	3328		7.9	0.2	-0.3	1.1	-0.3	0.6
Coating/engrave/heat treating & other activity.....	33281		7.9	0.2	-0.2	1.1	-0.3	0.6
Metal heat treating.....	332811		22.7	0.0	0.0	4.7	0.3	1.4
Primary products.....		332811-P	15.0	0.0	0.0	2.7	0.3	1.4
Heat treating of metal for the trade (pickling, annealing, etc.).....		332811-0	15.0	0.0	0.0	2.7	0.3	1.4
Secondary products and miscellaneous receipts.....		332811-SM						
Metal coating and nonprecious engraving.....	332812		2.3	0.4	-0.7	0.0	-0.7	0.5
Primary products.....		332812-P	2.5	0.4	-0.7	0.0	-0.8	0.6
Metal coating, engraving, and allied services.....		332812-0	2.5	0.4	-0.7	0.0	-0.8	0.6
Secondary products and miscellaneous receipts.....		332812-SM						
Electroplating, anodizing and coloring metal.....	332813		6.9	0.2	0.3	-0.1	0.0	0.0
Primary products.....		332813-P	6.9	0.2	0.3	-0.7	0.0	0.0
Electroplating, plating, polishing, anodizing and coloring metal.....		332813-0	6.9	0.2	0.3	-0.7	0.0	0.0
Secondary products and miscellaneous receipts.....		332813-SM						
Other fabricated metal product mfg.	3329		5.6	-0.1	-0.4	1.7	-0.5	0.3
Metal valve mfg.	33291		7.8	-0.2	0.0	1.8	-1.3	0.2
Industrial valve mfg.	332911		5.0	0.5	0.0	1.1	0.0	0.5
Primary products.....		332911-P	5.0	0.6	0.0	1.2	0.0	0.5
Automatic regulating and control valves and parts (except nuclear), power operated.....		332911-F	4.8	0.0	0.0	4.7	0.0	0.0
Industrial valves for water works and municipal equipment (IBBM, AWWA, and UL).....		332911-N	4.3	0.0	0.0	0.9	0.0	1.4
Industrial ball valves (all metals, pressures, and types), incl. manual & power operated.....		332911-Q	-	-	0.0	-	-	-
Industrial butterfly valves (all metals, pressures, and types), incl. manual & power operated.....		332911-R	5.6	0.0	0.0	0.0	0.0	0.7
All other miscellaneous industrial valves.....		332911-X	5.9	0.7	0.0	2.2	0.0	0.0
Gates, globes, angles and other industrial valves.....		332911-1	3.9	0.0	0.0	0.0	0.0	0.0
Secondary products and miscellaneous receipts.....		332911-SM						
Miscellaneous receipts.....		332911-M	8.3	0.0	0.0	0.0	0.0	0.5
Secondary products.....		332911-S	4.3	0.0	0.0	0.0	0.0	0.0
Fluid power valve and hose fitting mfg.	332912		17.5	-0.6	0.1	4.0	-3.7	0.1
Primary products.....		332912-P	17.5	-0.5	0.1	4.1	-4.1	0.1
Nonaerospace type hydraulic and pneumatic assemblies of hose.....		332912-N	5.7	1.1	0.2	-0.2	0.0	0.2
Nonaerospace type flared (metal) fittings, couplings and assemblies.....		332912-T	2.1	1.2	0.0	0.0	0.0	0.0
Nonaerospace type flareless fittings and couplings (incl. nonmetal fittings).....		332912-U	1.6	0.0	0.0	0.0	0.0	0.0
Aerospace type hydraulic fluid power valves.....		332912-1	1.8	0.0	0.5	0.6	0.0	0.0
Nonaerospace type hydraulic directional control valves.....		332912-5	3.2	2.0	0.0	0.0	0.0	0.0
Nonaerospace type hydraulic valves, except directional control.....		332912-7	3.8	0.0	0.3	0.0	0.1	0.0
Nonaerospace type pneumatic directional control valves.....		332912-9	5.3	0.0	0.0	0.0	0.0	1.3
Secondary products and miscellaneous receipts.....		332912-SM						
Plumbing fixture fitting and trim mfg.	332913		1.7	0.0	0.0	0.0	0.0	0.0
Primary products.....		332913-P	1.7	0.0	0.0	0.0	0.0	0.0
Miscellaneous metal and nonmetal plumbing fixtures, fittings, and trim.....		332913-6	0.3	0.0	0.0	0.0	0.0	0.0
Metal and nonmetal lavatory and sink fittings, excluding single control.....		332913-7	3.7	0.0	0.0	0.0	0.0	0.0
Secondary products and miscellaneous receipts.....		332913-SM						
Other metal valve and pipe fitting mfg.	332919		0.4	-1.3	0.1	0.0	0.0	0.0
Primary products.....		332919-P	0.4	-1.4	0.1	0.0	0.0	0.0

See footnotes at end of table.

Table 12. Producer price index percentage changes for the net output of selected industries and their products, not seasonally adjusted — Continued
 [December 2023]

Title ¹	Industry code	Product code	Unadjusted 12-month percent change ²	Unadjusted 1-month percent change ²					
				Dec. 2022 to Dec. 2023 ^P	July to Aug.	Aug. to Sept. ^P	Sept. to Oct. ^P	Oct. to Nov. ^P	Nov. to Dec. ^P
Other metal valve and pipe fitting mfg - Continued									
Metal fittings, flanges, and unions for pipe fittings.....		332919-4	0.0	-1.6	0.1	0.0	0.0	0.0	0.0
Secondary products and miscellaneous receipts.....		332919-SM							
Secondary products.....		332919-S	0.4	0.0	0.0	0.0	0.0	0.0	0.3
All other fabricated metal product mfg.....	33299		3.9	-0.1	-0.7	1.7	0.2	0.4	0.4
Ball and roller bearing mfg.....	332991		2.3	0.0	0.1	0.0	0.0	0.0	-0.1
Primary products.....		332991-P	1.8	-0.1	0.1	0.0	-0.1	-0.1	-0.1
Ball bearings, complete, unmounted.....		332991-1	0.7	-0.1	0.0	0.0	0.0	0.0	-0.2
Tapered roller bearings (including cups & cones), unmounted.....		332991-3	4.0	0.0	0.1	0.0	-	-	-
Other roller bearings, unmounted.....		332991-5	2.1	0.0	0.0	0.0	0.0	0.0	0.0
Mounted bearings (excluding plain).....		332991-7	2.2	0.0	1.7	0.0	0.0	0.0	-0.2
Parts and components for ball and roller bearings (including balls and rollers) sold separately.....		332991-9	-4.1	-1.4	0.4	0.0	-1.1	-0.5	-0.5
Secondary products and miscellaneous receipts.....		332991-SM							
Secondary products.....		332991-S	-0.5	0.0	0.0	0.2	0.0	0.0	-3.6
Small arms ammunition mfg.....	332992		0.1	-0.8	0.0	0.0	0.0	0.0	0.0
Primary products.....		332992-P	0.2	-0.9	0.0	0.0	0.0	0.0	0.0
Other ammunition products.....		332992-08	1.3	0.0	0.0	0.0	0.0	0.0	0.0
Secondary products and miscellaneous receipts.....		332992-SM							
Ammunition, except small arms, manufacturing.....	332993		12.2	-0.2	-0.7	0.0	0.0	0.0	0.0
Primary products.....		332993-P	-1.0	0.0	-2.4	0.0	0.0	0.0	0.0
Ammunition (excluding small arms), more than 30 mm (1.18 in.).....		332993-0	-1.0	0.0	-2.4	0.0	0.0	0.0	0.0
Secondary products and miscellaneous receipts.....		332993-SM1							
Fabricated pipe and pipe fitting mfg.....	332996		10.1	-0.2	0.2	1.5	0.8	2.8	2.8
Primary products.....		332996-P	11.0	-0.3	0.2	1.7	0.9	3.3	3.3
Fabricated pipe and pipe fittings made from purchased pipe.....		332996-0	11.0	-0.3	0.2	1.7	0.9	3.3	3.3
Secondary products and miscellaneous receipts.....		332996-SM							
Miscellaneous fabricated metal product mfg.....	332999		2.2	0.2	-1.7	3.8	0.1	-0.2	-0.2
Primary products.....		332999-P	-1.2	0.2	-1.3	-0.1	0.0	-0.3	-0.3
All other miscellaneous fabricated metal products.....		332999-N	-1.5	0.2	-1.4	-0.1	0.0	-0.3	-0.3
Secondary products and miscellaneous receipts.....		332999-SM							
Secondary products.....		332999-S	11.4	0.0	0.0	0.0	3.9	0.0	0.0
Small arms, ordnance, and ordnance accessories mfg.....	33299T		0.8	0.0	0.0	0.0	0.0	0.0	0.0
Primary products.....		33299T-P	0.7	0.0	0.0	0.0	0.0	0.0	0.0
Single barrel shotguns, other small firearms n.e.c., and parts & attachments for small arms.....		33299T-45	0.5	0.0	0.0	0.0	0.0	0.0	0.0
Secondary products and miscellaneous receipts.....		33299T-SM							
Machinery manufacturing.....	333		4.5	0.2	0.3	0.1	0.2	0.0	0.0
Agricultural, construction, and mining machinery mfg.....	3331		4.4	0.1	0.3	0.2	0.4	0.0	0.0
Agricultural implement manufacturing.....	33311		1.2	0.1	0.4	0.4	-0.4	0.1	0.1
Farm machinery and equipment mfg.....	333111		1.3	0.1	0.4	0.4	-0.5	0.1	0.1
Primary products.....		333111-P	1.2	0.1	0.4	0.4	-0.5	0.1	0.1
Haying machinery and attachments.....		333111-A	5.3	0.0	0.0	0.0	-0.2	0.0	0.0
Parts for farm machinery, for sale separately.....		333111-C	3.2	0.5	0.1	0.0	0.8	-0.7	-0.7
Farm plows, harrows, rollers, pulverizers, etc., and attachments.....		333111-E	1.1	0.0	0.0	0.0	-1.0	0.0	0.0
All other farm machinery and equipment, excluding parts, including attachments.....		333111-G	-0.4	0.2	0.0	0.1	0.0	0.0	0.0
Commercial turf and grounds care equipment, including parts and attachments.....		333111-J	1.0	0.0	0.7	0.0	0.0	0.0	0.0
Farm dairy equipment, sprayers and dusters, farm blowers, and attachments.....		333111-4	0.9	0.0	0.1	0.0	0.0	0.0	0.0
Planting, seeding, and fertilizing machinery and attachments.....		333111-7	1.2	-1.4	0.0	1.7	-2.6	1.3	1.3
Harvesting machinery (except hay and straw) and attachments.....		333111-9	2.4	0.8	1.7	0.7	-1.2	0.0	0.0
Secondary products and miscellaneous receipts.....		333111-SM							
Miscellaneous receipts.....		333111-M	3.6	0.0	0.2	0.1	0.0	0.0	0.0
Secondary products.....		333111-S	5.3	0.5	0.0	0.2	-0.3	-0.1	-0.1
Lawn and garden equipment mfg.....	333112		0.8	0.2	0.2	0.5	-0.1	0.0	0.0
Primary products.....		333112-P	0.7	0.1	0.0	0.5	0.0	0.0	0.0
Consumer nonriding lawn, garden, and snow equipment.....		333112-1	-	0.2	0.0	0.0	0.2	-	-
Consumer riding lawn, garden, and snow equipment.....		333112-3	0.9	0.0	0.0	0.8	0.0	0.0	0.0
Parts and attachments for consumer lawn, garden, and snow equipment.....		333112-7	-0.5	0.3	0.0	1.3	-0.6	0.0	0.0
Secondary products and miscellaneous receipts.....		333112-SM							
Secondary products.....		333112-S	1.3	0.8	2.5	0.0	-0.9	0.0	0.0
Construction machinery manufacturing.....	33312		7.8	0.0	0.2	0.0	1.1	0.0	0.0

See footnotes at end of table.

Table 12. Producer price index percentage changes for the net output of selected industries and their products, not seasonally adjusted — Continued
 [December 2023]

Title ¹	Industry code	Product code	Unadjusted 12-month percent change ²	Unadjusted 1-month percent change ²				
			Dec. 2022 to Dec. 2023 ^P	July to Aug.	Aug. to Sept. ^P	Sept. to Oct. ^P	Oct. to Nov. ^P	Nov. to Dec. ^P
Construction machinery mfg.	333120		7.8	0.0	0.2	0.0	1.1	0.0
Primary products.....		333120-P	7.9	0.0	0.2	0.0	1.2	0.0
Power cranes, loaders, dozers, tractors, off-highway trucks, mixers, pavers, backhoes, etc.....		333120-1	8.8	-0.1	0.3	0.0	0.1	0.0
Power cranes, draglines, & shovels (excavators) (incl. surface mining equip.) (excluding parts).....		333120-11	8.3	-0.2	0.0	0.0	0.0	0.0
Mixers, pavers, and related equipment (excluding parts).....		333120-12	9.7	0.0	0.0	0.0	0.7	0.0
Tractor shovel loaders (skid steer, wheel, crawler, and integral design backhoes).....		333120-14	5.7	-1.4	0.0	0.0	0.2	0.1
Construction wheel and crawler tractors, dozers, self-propelled log skidders, etc.....		333120-15	15.0	2.9	2.0	0.0	0.0	0.0
Graders, rollers and compactors, forklifts, scrapers, trenchers, etc. (excluding parts).....		333120-16	6.3	0.0	0.0	0.0	0.0	0.0
Construction machinery for mounting (excluding parts, winches, snow clearing attachments).....		333120-17	10.4	-2.1	0.0	0.0	0.0	0.0
Other construction machinery and equipment (excluding parts).....		333120-8	—	0.0	0.0	0.0	1.3	0.0
Parts for construction machinery and equipment, sold separately.....		333120-9	13.0	0.9	0.0	0.0	10.5	-0.5
Parts for cranes, draglines, and shovels (including surface mining equipment) (sold separately).....		333120-91	20.0	0.2	0.0	-0.1	18.8	-1.2
Parts for off-highway wheel tractors and shovel loaders (sold separately).....		333120-92	7.1	11.0	0.0	0.0	0.0	0.0
Parts for other construction machinery (sold separately).....		333120-93	8.3	0.0	0.0	0.0	5.6	0.0
Secondary products and miscellaneous receipts.....		333120-SM						
Miscellaneous receipts.....		333120-M	3.4	0.0	0.0	0.0	0.0	0.1
Mining and oil and gas field machinery mfg.	33313		4.5	0.2	0.6	0.1	0.6	0.0
Mining machinery and equipment mfg.	333131		9.0	0.6	0.3	0.2	1.8	0.0
Primary products.....		333131-P	9.4	0.6	0.4	0.2	1.9	0.0
Mining machinery and equipment (except parts sold separately).....		333131-2	10.1	0.8	0.5	0.2	2.3	0.0
Underground mining machinery (except parts sold separately).....		333131-21	—	0.0	0.2	0.0	—	—
Mineral processing & beneficiation machinery (except parts sold separately).....		333131-23	—	0.0	0.0	0.0	8.6	—
Crushing, pulverizing & screening machinery (except parts sold separately).....		333131-25	—	0.0	0.0	0.0	6.7	—
Drills and other mining machinery (except parts sold separately).....		333131-27	—	2.5	1.3	0.7	—	—
Parts and attachments for mining machinery and equipment (sold separately).....		333131-9	6.8	0.0	0.0	0.0	0.4	0.0
Secondary products and miscellaneous receipts.....		333131-SM						
Miscellaneous receipts.....		333131-M	5.3	0.0	0.0	0.0	0.0	0.0
Oil and gas field machinery and equipment mfg.	333132		2.5	0.0	0.7	0.0	0.1	0.0
Primary products.....		333132-P	2.2	0.0	0.8	0.0	0.1	0.0
Oil and gas field production machinery and equipment (except pumps).....		333132-A	4.0	0.0	0.7	0.0	1.0	0.0
Oil and gas field production machinery and equipment (except pumps and parts sold separately).....		333132-A1	3.8	0.0	0.9	0.0	0.5	0.0
Parts and attachments for oil and gas field production machinery and equipment (except pumps).....		333132-A2	4.6	0.0	0.0	0.0	2.8	0.0
Rotary oil and gas field drilling machinery and equipment.....		333132-1	2.4	0.0	1.8	0.0	-1.3	0.0
Secondary products and miscellaneous receipts.....		333132-SM						
Industrial machinery manufacturing.....	3332		3.9	0.0	0.1	-0.2	0.0	0.1
Other industrial machinery manufacturing.....	33324		3.9	0.0	0.1	-0.2	0.0	0.1
Food product machinery mfg.	333241		7.0	0.0	0.0	0.2	0.0	1.0
Primary products.....		333241-P	7.3	0.0	0.0	0.4	0.0	1.0
Dairy and milk products plant machinery and equipment.....		333241-1	4.5	0.0	0.0	1.9	0.0	0.0
Commercial food products machinery (except packaging and cooking equipment).....		333241-3	10.3	0.0	0.0	0.0	0.0	1.8
Industrial food products machinery for processing foods, beverages, & animal & fowl feed.....		333241-5	4.5	0.0	0.0	0.5	0.0	0.3
Other industrial food and feed machinery.....		333241-51	1.7	0.0	0.0	0.8	0.0	0.8
Machinery for sorting, grading, and cleaning fruits, vegetables, eggs, and for processing meat.....		333241-52	6.7	0.0	0.0	0.0	0.0	0.0
Parts and attachments for industrial food and feed products machinery.....		333241-53	3.4	0.2	0.0	2.7	0.0	0.1
Secondary products and miscellaneous receipts.....		333241-SM						
Miscellaneous receipts.....		333241-M	-3.1	0.2	0.2	-4.9	0.1	0.7
Secondary products.....		333241-S	9.6	0.0	0.0	1.1	0.0	0.2
Semiconductor machinery mfg.	333242		2.0	0.0	0.1	0.0	0.1	0.0
Primary products.....		333242-P	2.0	0.0	0.1	0.0	0.1	0.0
Semiconductor machinery and parts.....		333242-0	2.0	0.0	0.1	0.0	0.1	0.0
Secondary products and miscellaneous receipts.....		333242-SM						
Miscellaneous receipts.....		333242-M	1.2	0.0	0.0	0.0	0.0	0.0
Sawmill, woodworking and paper machinery mfg.	333243		4.6	-0.2	0.0	0.0	0.0	0.1
Primary products.....		333243-P	4.7	-0.2	0.0	0.0	-0.1	0.1

See footnotes at end of table.

Table 12. Producer price index percentage changes for the net output of selected industries and their products, not seasonally adjusted — Continued
 [December 2023]

Title ¹	Industry code	Product code	Unadjusted 12-month percent change ²	Unadjusted 1-month percent change ²				
			Dec. 2022 to Dec. 2023 ^P	July to Aug.	Aug. to Sept. ^P	Sept. to Oct. ^P	Oct. to Nov. ^P	Nov. to Dec. ^P
Sawmill, woodworking and paper machinery mfg - Continued								
Sawmill and woodworking machinery.....		333243-A	6.8	-0.1	0.1	0.1	-0.1	0.0
Sawmill and woodworking machinery, excluding parts & attachments.....		333243-A3	7.7	-0.1	0.1	0.1	-0.2	0.0
Parts, attachments & accessories for sawmill & woodworking machinery.....		333243-A4	2.1	0.0	0.0	0.0	0.0	0.0
Paper industry machinery.....		333243-B	3.3	-0.3	-0.1	0.0	0.0	0.1
Paper industry machinery, excluding parts & attachments.....		333243-B1	3.8	0.0	0.0	0.0	0.0	0.0
Parts and attachments for paper industry machinery.....		333243-B2	2.4	-0.8	-0.2	0.0	0.0	0.4
Secondary and miscellaneous receipts.....		333243-SM						
Miscellaneous receipts.....		333243-M	2.1	0.0	0.3	0.0	0.0	0.0
All other industrial machinery mfg.....	333248		3.6	0.0	0.2	-0.5	0.0	-0.1
Primary products.....		333248-P	3.7	0.0	0.2	-0.5	0.0	-0.1
Printing machinery and equipment mfg.....		333248-4	3.5	0.4	-0.4	2.1	-0.3	0.7
All other miscellaneous printing trades machinery, including parts.....		333248-4A	4.5	0.6	-0.5	3.1	-0.4	1.0
Other printing machinery and equipment, including pre-press preparation and typesetting.....		333248-4A7	8.3	1.3	-1.1	6.3	-0.8	2.1
Parts, attachments, and accessories for printing trades machinery.....		333248-4A8	0.9	0.0	0.0	0.1	0.0	0.0
Other industrial machinery.....		333248-9	3.8	0.0	0.2	-0.8	0.0	-0.2
Plastics-working machinery and equipment and parts, excluding patterns and molds.....		333248-91	1.3	0.0	-0.1	0.0	0.0	0.0
Plastics-working machinery and equipment, excluding patterns, molds, and parts sold separately.....		333248-919	1.4	0.0	-0.1	0.0	0.0	0.0
Textile machinery (except parts, attachments, and accessories).....		333248-95	0.0	0.0	0.0	0.0	0.0	0.0
Parts and attachments for textile machinery.....		333248-97	0.0	0.0	0.0	0.0	0.0	0.0
All other industrial machinery.....		333248-98	4.7	0.0	0.3	-1.0	0.0	-0.3
Secondary products and miscellaneous receipts.....		333248-SM						
Commercial and service industry machinery manufacturing.....	3333		2.1	0.1	0.0	0.1	0.1	0.1
Commercial and service industry machinery manufacturing.....	33331		2.1	0.1	0.0	0.1	0.1	0.1
Commercial and service industry machinery mfg.....	333310		2.1	0.1	0.0	0.1	0.1	0.1
Primary products.....		333310-P	2.1	0.1	0.0	0.1	0.1	0.1
Optical instruments and lenses (incl. parts).....		333310-4	3.6	0.4	0.0	0.0	0.4	0.0
Sighting, tracking, and fire-control equipment, optical type.....		333310-41	-	0.0	0.0	0.0	0.0	0.0
All other miscellaneous optical instruments and lenses (incl. binoculars and astronomical).....		333310-43	3.3	0.5	0.0	0.0	0.5	0.0
Commercial cooking and food warming equipment (incl. parts).....		333310-5	1.1	0.0	0.0	0.0	0.0	0.2
Other commercial and service industry machinery.....		333310-9	-	0.0	0.0	0.1	0.0	0.1
Commercial laundry and drycleaning machinery (incl. parts).....		333310-93	5.5	0.0	0.0	0.0	0.0	0.0
Commercial and industrial floor and carpet cleaning machines, ex. vacuum cleaners.....		333310-95	4.2	0.0	-0.2	0.0	0.0	0.0
Electronic teaching machines, teaching aids, etc., (incl. kits).....		333310-97	-	0.0	0.0	0.0	0.0	-
All other parts and attachments for service industry equipment.....		333310-98	-	0.0	0.2	0.4	0.0	0.0
Other service industry equipment.....		333310-99	2.3	0.0	0.1	0.2	0.0	0.1
Secondary products and miscellaneous receipts.....		333310-SM						
Miscellaneous receipts.....		333310-M	3.0	0.1	0.2	-0.1	0.0	0.0
Secondary products.....		333310-S	2.7	0.0	0.2	0.7	0.0	0.0
HVAC and commercial refrigeration equipment.....	3334		3.5	0.2	0.0	0.2	0.3	-0.3
HVAC and commercial refrigeration equipment.....	33341		3.5	0.2	0.0	0.2	0.3	-0.3
Fan, blower, air purification equipment mfg.....	333413		2.6	-0.2	-0.1	0.0	0.0	0.0
Primary products.....		333413-P	1.9	-0.1	-0.1	0.0	0.0	0.0
Air purification equipment.....		333413-1	2.2	-0.2	-0.3	0.0	0.0	0.0
Dust collection and other air purification equipment for industrial gas cleaning systems.....		333413-11	0.0	0.0	0.0	0.0	0.0	0.0
Dust collection and other air purification equipment for cleaning incoming air.....		333413-13	3.3	-0.3	-0.4	0.0	0.0	-0.1
Air filters for air-conditioners and furnaces, etc. of 2400 CFM or less, except parts.....		333413-131	2.6	-0.4	-0.1	0.0	0.0	0.0
Other dust collection and air purification equipment, except parts.....		333413-132	8.9	-0.3	0.0	0.0	0.0	-0.1
Parts for dust collection and air purification equipment.....		333413-133	-0.4	0.0	-1.5	0.0	0.0	-0.2
Industrial and commercial fans and blowers.....		333413-2	1.6	0.0	0.0	0.0	0.0	0.0
Centrifugal blower filter units, and classes I-IV centrifugal fans, except parts.....		333413-22	3.1	0.0	0.0	0.0	0.0	0.0
Other centrifugal fans and blowers, except parts.....		333413-23	1.2	0.0	0.0	0.0	0.0	0.0
Parts and accessories for fans and blowers.....		333413-29	-0.4	0.0	0.0	0.0	0.0	0.1
Secondary products and miscellaneous receipts.....		333413-SM						
Secondary products.....		333413-S	0.0	0.0	0.0	0.0	0.0	0.0
Heating equipment (except warm air furnaces) mfg.....	333414		3.8	0.0	0.0	0.0	0.1	0.4
Primary products.....		333414-P	3.9	0.0	0.0	0.0	0.1	0.4

See footnotes at end of table.

Table 12. Producer price index percentage changes for the net output of selected industries and their products, not seasonally adjusted — Continued
 [December 2023]

Title ¹	Industry code	Product code	Unadjusted 12-month percent change ²	Unadjusted 1-month percent change ²				
				Dec. 2022 to Dec. 2023 ^P	July to Aug.	Aug. to Sept. ^P	Sept. to Oct. ^P	Oct. to Nov. ^P
Heating equipment (except warm air furnaces) mfg - Continued								
Other heating equipment, except electric (incl. parts for nonelectric equipment & oil burners).....		333414-D	5.0	0.0	0.0	0.0	0.2	0.9
Cast iron heating boilers, radiators, and convectors (except parts).....		333414-1	3.8	0.0	0.0	0.0	0.0	0.0
Domestic heating stoves (except electric and parts).....		333414-3	1.7	0.0	0.0	0.0	0.0	0.0
Floor and wall furnaces, unit heaters, infrared heaters, and mechanical stokers. ...		333414-7	1.4	0.0	0.0	0.0	0.0	0.0
Secondary products and miscellaneous receipts.....		333414-SM						
Secondary products.....		333414-S	2.3	0.0	0.0	0.0	0.0	0.0
Air-conditioning, refrigeration, and forced air heating equipment mfg.....	333415		3.7	0.3	0.0	0.3	0.4	-0.5
Primary products.....		333415-P	3.4	0.3	0.0	0.3	0.4	-0.4
Warm air furnaces, including duct furnaces and humidifiers, and electric comfort heating.....		333415-C	3.2	0.2	-0.6	2.5	-0.1	0.0
Parts and accessories for air conditioning and heat transfer equipment.....		333415-D	-1.7	0.5	0.3	-0.2	0.0	0.1
Unitary air-conditioners, except air source heat pumps.....		333415-E	6.3	0.8	0.2	-0.2	1.3	-1.5
Heat pumps.....		333415-H	-0.4	2.3	0.2	-3.6	0.7	0.0
Heat transfer equipment (except elec dehumidifiers), mechanically refrigerated, self-contained.....		333415-2	4.9	-0.5	-0.2	1.0	0.2	-0.3
Commercial refrigerators and related equipment.....		333415-3	2.8	0.0	0.0	0.5	0.0	0.0
Refrigeration condensing units, all refrigerants, except ammonia (complete).....		333415-5	2.5	0.0	0.0	0.2	0.2	0.2
All other miscellaneous refrigeration and air-conditioning equipment.....		333415-9	2.5	0.0	0.0	0.3	0.0	0.0
Secondary products and miscellaneous receipts.....		333415-SM						
Miscellaneous receipts.....		333415-M	—	0.0	0.0	0.0	0.0	0.0
Metalworking machinery manufacturing.....	3335		5.3	0.3	0.5	0.2	0.5	0.2
Metalworking machinery manufacturing.....	33351		5.3	0.3	0.5	0.2	0.5	0.2
Industrial mold mfg.....	333511		8.5	0.0	0.2	0.6	0.9	0.9
Primary products.....		333511-P	9.7	0.0	0.2	0.6	0.9	1.0
Industrial molds and mold boxes.....		333511-0	9.7	0.0	0.2	0.6	0.9	1.0
Industrial injection-type molds made of metal for plastics.....		333511-05	—	0.0	0.0	1.9	-0.5	—
Other industrial molds and mold boxes.....		333511-06	14.1	0.1	0.2	0.0	1.6	1.4
Secondary products and miscellaneous receipts.....		333511-SM						
Special tool, die, jig, and fixture mfg.....	333514		4.4	0.7	0.0	0.0	0.9	0.0
Primary products.....		333514-P	3.5	0.8	0.0	0.0	0.0	0.0
Special dies, tools, jigs, and fixtures.....		333514-0	3.5	0.8	0.0	0.0	0.0	0.0
Jigs and fixtures, including parts.....		333514-0A	3.4	0.1	0.0	0.0	0.0	0.0
Metalworking die and die sets.....		333514-0B	5.0	0.9	0.0	0.0	0.0	0.0
Standard punches, industrial prototypes, die parts & other special tooling for dies.....		333514-0C	2.9	1.2	0.0	0.0	0.0	0.0
Secondary products and miscellaneous receipts.....		333514-SM						
Miscellaneous receipts.....		333514-M	—	0.0	0.0	0.0	0.0	—
Secondary products.....		333514-S	17.4	0.9	0.0	0.0	10.0	0.4
Cutting tool and machine tool accessory mfg.....	333515		3.3	0.1	0.2	0.2	0.8	0.0
Primary products.....		333515-P	3.3	0.0	0.2	0.2	0.8	0.0
Cutting tools for machine tools and metalworking machinery.....		333515-4	2.8	0.0	0.1	0.2	0.7	0.0
Other cutting tools for machine tools, excluding tips and blanks.....		333515-41	2.1	0.0	0.0	0.0	1.0	0.0
End mills and milling cutters.....		333515-44	4.2	0.0	0.1	0.7	0.1	0.0
Threading tools, including blanks, tips and inserts.....		333515-45	1.9	0.0	0.0	0.0	0.0	0.0
Carbon and high-speed steel shank, solid, tipped carbide twist drills for machine tools.....		333515-48	6.6	0.0	1.2	0.0	0.9	0.0
Taps, carbide indexable, and throwaway inserts for machine tools.....		333515-49	3.5	0.6	0.0	2.2	0.0	0.0
Other attachments and accessories for machine tools and metalworking machinery.....		333515-5	6.2	0.0	0.5	0.0	1.2	0.0
Secondary products and miscellaneous receipts.....		333515-SM						
Secondary products.....		333515-S	4.9	1.3	0.0	0.0	1.2	0.0
Machine tool mfg.....	333517		4.8	0.0	1.8	0.0	0.0	0.0
Primary products.....		333517-P	4.0	0.0	1.5	0.0	0.0	0.0
Metal cutting machine tools.....		333517-2	2.5	0.0	0.0	0.0	0.0	0.0
Parts for metal cutting machine tools (sold separately) & rebuilt machine tools...		333517-26	3.3	0.0	0.0	0.0	0.0	0.0
Metal machining centers (multifunction numerically controlled machines).....		333517-27	4.8	0.0	0.0	0.0	0.0	0.0
Other metal cutting machine tools.....		333517-2B	1.4	0.0	0.0	0.0	0.0	0.0
Metal forming machine tools.....		333517-3	10.6	0.0	8.0	0.0	0.0	0.0
Metal punching and shearing (power & manual), and bending and forming machines (power only).....		333517-31	0.7	0.3	0.0	0.0	0.0	0.0
Parts for metal forming machine tools (sold separately) and rebuilt metal forming machine tools.....		333517-37	3.8	0.0	0.0	0.0	0.0	0.0
Secondary products and miscellaneous receipts.....		333517-SM						

See footnotes at end of table.

Table 12. Producer price index percentage changes for the net output of selected industries and their products, not seasonally adjusted — Continued
 [December 2023]

Title ¹	Industry code	Product code	Unadjusted 12-month percent change ²	Unadjusted 1-month percent change ²				
				Dec. 2022 to Dec. 2023 ^P	July to Aug.	Aug. to Sept. ^P	Sept. to Oct. ^P	Oct. to Nov. ^P
Machine tool mfg - Continued								
Miscellaneous receipts.....		333517-M	2.1	0.4	-3.1	0.0	0.0	0.0
Secondary products.....		333517-S	28.9	0.0	17.2	0.0	0.4	0.0
Rolling mill and other metalworking machinery mfg.....	333519		5.8	0.3	0.2	0.2	0.0	0.0
Primary products.....		333519-P	6.3	0.3	0.3	0.2	0.0	0.0
Rolling mill and other metalworking machinery, including assembly machines. . . .		333519-0	6.3	0.3	0.3	0.2	0.0	0.0
Other metalworking machinery, excluding handheld & ultrasonic.....		333519-83	—	1.9	1.5	—	—	—
Secondary products and miscellaneous receipts.....		333519-SM						
Miscellaneous receipts.....		333519-M	0.8	0.0	-0.4	0.0	0.0	0.0
Turbine and power transmission equipment mfg.....	3336		5.4	0.6	0.2	0.2	0.2	0.0
Turbine and power transmission equipment mfg.....	33361		5.4	0.6	0.2	0.2	0.2	0.0
Turbine and turbine generator set units mfg.....	333611		6.2	1.9	0.4	0.4	0.4	0.2
Primary products.....		333611-P	5.8	1.8	0.3	0.4	0.4	0.2
Turbines and turbine generator sets.....		333611-0	5.8	1.8	0.3	0.4	0.4	0.2
Steam, gas, and other turbines and turbine generators.....		333611-05	4.4	1.4	0.3	0.4	0.4	1.4
Parts & accessories for turbines, turbine generators, and turbine generator sets.....		333611-07	0.5	0.0	0.0	0.0	0.0	0.0
Speed changer, drive, and gear mfg.....	333612		1.5	0.0	0.0	0.0	0.0	0.0
Primary products.....		333612-P	1.3	0.0	0.0	0.0	0.0	0.0
Gears, pinions, racks, and worms, sold separately.		333612-3	1.8	0.0	0.0	0.0	0.0	0.0
Speed changers, industrial high speed drives, and parts other than loose gearing.....		333612-7	0.9	0.0	0.0	0.0	0.0	0.0
Secondary products and miscellaneous receipts.....		333612-SM						
Mechanical power transmission equipment mfg.....	333613		4.5	0.3	0.5	0.6	1.0	0.0
Primary products.....		333613-P	4.6	0.4	0.6	0.6	1.0	0.0
Mechanical power transmission equipment, except speed changers, drives, & gears.....		333613-3	4.6	0.4	0.5	0.8	1.0	0.0
Secondary products and miscellaneous receipts.....		333613-SM						
Other engine equipment mfg.....	333618		5.8	0.0	0.1	0.0	0.0	0.0
Primary products.....		333618-P	5.7	0.0	0.1	0.0	0.0	0.0
Parts & accessories for internal combustion engines, ex. aircraft & gasoline automotive engines.....		333618-F	4.8	0.0	0.4	0.0	0.1	0.0
Diesel, semidiesel, and dual-fuel engines (except automotive).....		333618-3	12.0	0.0	0.0	0.0	0.0	0.0
Diesel, semidiesel, and dual-fuel engines for automobiles, trucks, and buses.		333618-5	4.0	0.0	0.0	0.0	0.0	0.0
Secondary products and miscellaneous receipts.....		333618-SM						
Secondary products.....		333618-S	7.7	0.0	0.0	0.0	0.0	0.0
Other general purpose machinery manufacturing.....	3339		5.3	0.2	0.4	0.0	0.0	0.1
Pump and compressor manufacturing.....	33391		6.5	0.1	-0.4	0.0	0.1	0.2
Air and gas compressor mfg.....	333912		4.6	0.2	0.2	0.0	0.3	0.5
Primary products.....		333912-P	4.6	0.1	0.2	0.0	0.2	0.4
Air and gas compressors and vacuum pumps.....		333912-1	4.6	0.1	0.3	0.0	0.0	0.5
Parts & attachments for air & gas compressors, ex. refrigeration, ice making, & a/c.....		333912-6	4.7	0.6	0.0	0.0	0.0	0.0
Secondary products and miscellaneous receipts.....		333912-SM						
Miscellaneous receipts.....		333912-M	5.0	2.3	0.0	0.0	0.0	2.1
Measuring, dispensing, and other pumping equipment mfg.....	333914		7.7	0.0	-0.7	0.1	0.0	0.0
Primary products.....		333914-P	7.9	0.0	-0.8	0.0	0.0	0.0
Pumps and pumping equipment, excluding measuring and dispensing pumps. . . .		333914-1	8.2	0.0	-0.8	0.0	0.0	0.0
Pumps and pumping equipment, complete, excluding measuring and dispensing pumps.....		333914-11	8.8	0.0	-0.9	0.0	0.0	0.0
Domestic water systems.....		333914-111	4.1	0.0	0.0	0.0	0.0	0.0
Oil-well and oil-field pumps, except boiler feed.....		333914-113	0.7	0.5	0.0	0.0	0.0	0.0
Industrial pumps, excluding hydraulic fluid power pumps, automatic circulating pumps, etc.....		333914-114	12.0	0.0	-1.3	0.0	0.0	0.0
Other pumps, except automotive circulating pumps, and measuring and dispensing pumps.....		333914-115	0.6	0.0	0.0	0.0	0.0	0.0
Parts and attachments for pumps and pumping equipment, excluding measuring and dispensing.....		333914-15	4.8	0.0	0.0	0.0	0.0	0.0
Secondary products and miscellaneous receipts.....		333914-SM						
Miscellaneous receipts.....		333914-M	3.2	0.9	0.0	0.0	0.2	0.4
Secondary products.....		333914-S	6.0	0.3	0.0	1.0	0.0	0.0
Material handling equipment manufacturing.....	33392		4.0	0.0	-0.1	0.2	0.1	0.2
Elevator and moving stairway mfg.....	333921		5.6	0.0	0.0	0.0	0.0	0.0

See footnotes at end of table.

Table 12. Producer price index percentage changes for the net output of selected industries and their products, not seasonally adjusted — Continued
 [December 2023]

Title ¹	Industry code	Product code	Unadjusted 12-month percent change ²	Unadjusted 1-month percent change ²				
				Dec. 2022 to Dec. 2023 ^P	July to Aug.	Aug. to Sept. ^P	Sept. to Oct. ^P	Oct. to Nov. ^P
Elevator and moving stairway mfg - Continued								
Primary products.....		333921-P	5.1	0.0	0.0	0.0	0.0	0.0
Elevators and moving stairways.....		333921-1	3.9	0.0	0.0	0.0	0.0	0.0
Parts and attachments for elevators and moving stairways (sold separately).....		333921-3	12.7	-0.1	0.0	0.0	0.0	0.0
Secondary products and miscellaneous receipts.....		333921-SM						
Conveyor and conveying equipment mfg.....	333922		4.1	0.0	0.0	0.5	0.0	0.0
Primary products.....		333922-P	4.0	0.0	0.0	0.5	0.0	0.0
Unit handling conveyors and conveying systems.....		333922-1	0.7	0.1	0.0	-0.1	0.0	0.0
Unit handling gravity and trolley conveyors and conveying systems.....		333922-12	-0.5	0.0	-0.1	0.0	0.0	0.0
Unit handling tow, belt, roller, pneumatic, portable, carousel, and other nonbelt conveyors.....		333922-14	2.6	0.4	0.2	-0.4	0.0	0.1
Parts and accessories for unit handling conveyors and conveying systems, sold separately.....		333922-7	0.4	0.0	-0.1	0.0	0.0	-0.1
Bulk material handling conveyors and conveying systems.....		333922-8	9.0	0.0	0.0	1.6	0.0	0.0
Parts and accessories for bulk material handling conveyors and conveying systems.....		333922-9	5.9	-0.4	0.0	0.4	0.0	0.0
Secondary products and miscellaneous receipts.....		333922-SM						
Miscellaneous receipts.....		333922-M	11.8	0.0	0.0	0.0	0.0	0.0
Secondary products.....		333922-S	3.6	0.0	0.0	0.0	0.0	0.0
Overhead cranes, hoists and monorail systems mfg.....	333923		4.7	0.0	0.0	0.0	0.2	1.0
Primary products.....		333923-P	4.7	0.0	0.0	0.0	0.2	1.0
Hoists and parts and attachments for hoists (sold separately).....		333923-1	2.9	0.0	0.0	0.0	0.4	0.0
Overhead traveling cranes and monorail systems, including parts and attachments sold separately.....		333923-3	2.8	0.0	0.0	0.0	0.5	0.1
Winches, aerial work platforms, and automotive wrecker hoists, including parts and attachments.....		333923-7	5.8	0.0	0.0	0.0	0.0	1.6
Secondary products and miscellaneous receipts.....		333923-SM						
Secondary products.....		333923-S	13.9	0.8	0.0	0.0	0.0	0.0
Industrial truck, trailer, and stacker mfg.....	333924		2.9	0.0	-0.2	0.1	0.1	0.0
Primary products.....		333924-P	2.9	0.0	-0.2	0.1	0.1	0.0
Industrial trucks, tractors, mobile straddle carriers & cranes, & automatic stacking machines.....		333924-2	2.6	0.0	-0.2	0.0	0.0	0.0
Work trucks with lifting & handling equipment, operator riding, electric, self-propelled.....		333924-21	2.1	0.0	0.0	0.0	0.0	0.0
Work trucks, not fitted with lifting and handling equipment.....		333924-25	4.1	0.0	-0.1	0.0	0.0	0.0
Bulk powered material moving equipment, dock boards and metal pallets and skids.....		333924-26	-1.1	0.0	-1.4	0.0	0.0	0.0
Other work trucks with lifting & handling equipment, non-riding electric or any non-electric.....		333924-27	1.1	0.0	-0.1	0.0	0.0	0.0
Parts and attachments for industrial trucks and tractors (sold separately).....		333924-3	4.1	0.0	0.0	0.4	0.3	0.0
Secondary products and miscellaneous receipts.....		333924-SM						
Secondary products.....		333924-S	-8.9	1.0	-6.0	0.7	0.0	0.4
All other general purpose machinery mfg.....	33399		5.3	0.4	1.2	-0.2	0.0	0.0
Power-driven handtool mfg.....	333991		7.2	0.0	0.0	0.0	0.0	0.0
Primary products.....		333991-P	7.3	0.0	0.0	0.0	0.0	0.0
Power-driven handtools, pneumatic, hydraulic, and powder-actuated.....		333991-6	7.1	0.0	0.0	0.0	0.0	0.0
Power-driven handtools, electric (except battery powered), including parts.....		333991-9	7.1	0.0	0.0	0.0	0.0	0.0
Secondary products and miscellaneous receipts.....		333991-SM						
Miscellaneous receipts.....		333991-M	-	0.0	0.0	-	-	-
Welding and soldering equipment mfg.....	333992		2.8	0.0	0.0	0.0	0.0	0.0
Primary products.....		333992-P	2.7	0.0	0.0	0.0	0.0	0.0
Other welding equipment, components, and accessories (excluding arc, resistance, and gas).....		333992-A	2.4	0.0	0.0	0.0	0.0	0.0
Arc welding machines, components, and accessories, excluding electrodes and stud welding equip.....		333992-1	3.0	0.0	0.0	0.0	0.0	0.0
Resistance welders, components, accessories, and electrodes.....		333992-7	-	0.0	0.0	0.0	0.0	-
Gas welding and cutting equipment, parts, attachments, and accessories.....		333992-9	4.5	0.0	0.0	0.0	0.0	0.0
Secondary products and miscellaneous receipts.....		333992-SM						
Miscellaneous receipts.....		333992-M	5.4	-0.3	0.0	0.0	0.0	3.0
Packaging machinery mfg.....	333993		7.7	0.0	0.5	0.0	0.2	0.0
Primary products.....		333993-P	8.0	0.0	0.5	0.0	0.2	0.0
Packing, packaging, and bottling machinery, excluding parts.....		333993-1	8.5	0.0	0.5	0.0	-0.1	0.0
Parts for packing, packaging, and bottling machinery.....		333993-5	6.6	0.0	0.4	0.0	1.0	0.0
Secondary products and miscellaneous receipts.....		333993-SM						
Industrial process furnace and oven mfg.....	333994		4.5	0.6	0.0	0.0	0.2	-0.2

See footnotes at end of table.

Table 12. Producer price index percentage changes for the net output of selected industries and their products, not seasonally adjusted — Continued
 [December 2023]

Title ¹	Industry code	Product code	Unadjusted 12-month percent change ²	Unadjusted 1-month percent change ²				
				Dec. 2022 to Dec. 2023 ^P	July to Aug.	Aug. to Sept. ^P	Sept. to Oct. ^P	Oct. to Nov. ^P
Industrial process furnace and oven mfg - Continued								
Primary products.....		333994-P	4.6	0.8	0.0	0.0	0.1	-0.3
Industrial process furnaces & ovens, & industrial electrical heating equipment. . . .		333994-0	4.6	0.8	0.0	0.0	0.1	-0.3
Industrial process furnaces & ovens, & industrial electrical heating equipment, except parts.....		333994-0A	4.6	0.3	0.0	0.0	0.3	0.1
Parts and attachments for industrial process furnaces and ovens.....		333994-0B	4.5	2.3	0.0	0.0	-0.6	-1.6
Secondary products and miscellaneous receipts.....		333994-SM						
Miscellaneous receipts.....		333994-M	3.2	-1.9	0.0	0.0	0.5	0.3
Fluid power cylinder and actuator mfg.....	333995		3.3	0.2	1.1	-0.1	0.3	0.0
Primary products.....		333995-P	3.7	0.2	1.1	-0.1	0.6	0.0
Nonaerospace-type hydraulic & all aerospace fluid power cylinders & actuators, linear & rotary.....		333995-2	3.4	0.3	1.6	-0.2	0.0	0.0
Parts for hydraulic & pneumatic fluid power cylinders & actuators, incl accumulators & cushions.....		333995-8	5.5	0.0	0.0	0.0	2.3	0.0
Secondary products and miscellaneous receipts.....		333995-SM						
Secondary products.....		333995-S	—	—	—	—	—	—
Fluid power pump and motor mfg.....	333996		4.2	0.1	0.8	0.0	-0.1	0.1
Primary products.....		333996-P	4.3	0.1	0.9	0.0	-0.1	0.1
Nonaerospace-type reciprocating fluid power pumps.....		333996-1	7.4	0.0	1.5	0.0	-0.1	0.0
Nonaerospace-type fluid power motors.....		333996-5	3.6	0.4	0.2	0.0	0.0	0.7
Parts for fluid power pumps, motors, and hydrostatic transmissions.....		333996-9	0.9	0.0	1.1	0.0	0.0	0.0
Secondary products and miscellaneous receipts.....		333996-SM						
Miscellaneous receipts.....		333996-M	2.5	0.3	0.3	0.0	0.0	0.0
All other miscellaneous general purpose machinery mfg.....	333998		6.1	1.0	2.5	-0.5	-0.3	0.0
Primary products.....		333998-P	6.2	1.1	2.6	-0.5	-0.4	-0.1
Scale and balance mfg.....		333998-7	3.6	-0.1	-0.1	0.0	0.0	0.3
Retail, commercial, household, and mailing scales and balances.....		333998-74	7.5	0.0	0.0	0.0	0.0	0.2
Parts, attachments, and accessories for scales and balances.....		333998-76	7.3	0.2	0.4	0.1	0.0	0.8
Vehicle and industrial scales.....		333998-77	2.6	-0.2	-0.2	0.0	0.0	0.2
Motor truck and railroad track scales.....		333998-771	-0.1	-0.4	-0.3	0.0	0.0	0.1
Industrial scales (including automatic checkweigher and bulkweigher scales).....		333998-772	5.1	0.1	0.0	0.0	0.0	0.4
All other miscellaneous general purpose machinery mfg.....		333998-9	6.4	1.1	2.7	-0.6	-0.4	-0.1
Filters and strainers, except fluid power.....		333998-91	9.9	0.3	0.5	0.0	0.0	0.0
Industrial filters and strainers and reusable media, except fluid power.....		333998-911	9.9	0.3	-0.3	0.0	0.0	0.0
Nonreusable media for filters and strainers, except fluid power.....		333998-912	7.4	-0.1	5.9	0.0	-0.1	0.0
Parts and accessories for filters and strainers, except fluid power.....		333998-913	—	0.3	0.0	0.0	—	—
All other miscellaneous general industrial machinery.....		333998-97	3.8	1.6	-0.1	-0.3	0.1	-0.1
Secondary products and miscellaneous receipts.....		333998-SM						
Miscellaneous receipts.....		333998-M	4.7	-0.3	0.2	0.0	0.4	0.8
Secondary products.....		333998-S	3.6	0.2	0.0	0.0	1.1	0.0
Computer & electronic product mfg.....	334		1.8	0.3	0.0	0.0	0.1	0.0
Computer & peripheral equipment mfg.....	3341		-1.4	1.4	-0.2	-0.8	0.3	0.4
Computer & peripheral equipment mfg.....	33411		-1.4	1.4	-0.2	-0.8	0.3	0.4
Electronic computer mfg.....	334111		-1.1	3.0	-0.4	-1.8	-0.1	1.0
Primary products.....		334111-P	-1.2	3.4	-0.5	-2.0	-0.2	1.1
Host computers, multiusers (mainframes, medium-scale systems, UNIX and PC servers).....		334111-5	-1.4	4.1	-0.6	-2.5	0.0	1.0
Single user computers, microprocessor based, general purpose.....		334111-7	-0.5	-0.1	-0.1	0.2	-0.9	1.7
Portable computers, laptops, tablets and other single user computers.....		334111-72	-2.4	-0.2	0.1	0.0	0.1	0.0
Personal computers and workstations (excluding portable computers).....		334111-73	0.4	0.0	-0.1	0.3	-1.4	2.4
Secondary products and miscellaneous receipts.....		334111-SM						
Computer storage device mfg.....	334112		-4.6	0.0	0.0	0.0	1.3	0.0
Primary products.....		334112-P	-4.6	0.0	0.0	0.0	1.3	0.0
Computer storage devices (except parts, attachments and accessories).....		334112-1	-4.8	0.0	0.0	0.0	1.3	0.0
Secondary products and miscellaneous receipts.....		334112-SM						
Computer terminal and other computer peripheral equipment mfg.....	334118		0.9	0.4	0.0	0.0	0.0	0.0
Primary products.....		334118-P	0.7	0.4	0.0	0.0	0.0	0.0
Computer terminals (including POS and funds-transfer devices) and other computer peripherals.....		334118-D	-5.8	0.0	0.0	0.0	0.0	-0.1
Secondary products and miscellaneous receipts.....		334118-SM						
Secondary products.....		334118-S	—	0.0	0.0	0.0	0.0	0.7
Communications equipment mfg.....	3342		2.1	0.0	0.0	0.1	0.3	0.0

See footnotes at end of table.

Table 12. Producer price index percentage changes for the net output of selected industries and their products, not seasonally adjusted — Continued
 [December 2023]

Title ¹	Industry code	Product code	Unadjusted 12-month percent change ²	Unadjusted 1-month percent change ²				
				Dec. 2022 to Dec. 2023 ^P	July to Aug.	Aug. to Sept. ^P	Sept. to Oct. ^P	Oct. to Nov. ^P
Telephone apparatus mfg.	33421		3.0	0.2	0.0	0.0	-0.2	0.0
Telephone apparatus mfg.	334210		3.0	0.2	0.0	0.0	-0.2	0.0
Primary products.		334210-P	3.0	0.2	0.0	0.0	-0.3	0.0
Telephone and wireline data networking equipment.		334210-0	3.0	0.2	0.0	0.0	-0.3	0.0
Secondary products and miscellaneous receipts.		334210-SM						
Radio/TV broadcast & wireless comm equip mfg.	33422		1.7	0.0	0.0	0.0	0.5	0.0
Broadcast and wireless communications equipment mfg.	334220		1.7	0.0	0.0	0.0	0.5	0.0
Primary products.		334220-P	1.6	0.0	0.0	0.0	0.4	0.0
Broadcast, studio, and related electronic equipment.		334220-2	0.3	-0.1	0.3	0.2	-0.8	0.3
Radio station equipment.		334220-5	5.6	0.0	0.0	0.0	0.0	0.0
Other broadcast and wireless communications systems and equipment.		334220-9	0.7	0.0	0.0	0.0	0.6	0.0
Secondary products and miscellaneous receipts.		334220-SM						
Other communications equipment mfg.	33429		3.1	0.0	0.0	0.7	0.1	0.1
Other communications equipment mfg.	334290		3.1	0.0	0.0	0.7	0.1	0.1
Primary products.		334290-P	3.0	0.0	0.0	0.8	0.1	0.1
Alarm systems, including electric sirens and horns.		334290-1	4.0	0.0	0.0	1.2	0.0	0.0
Intercommunications systems, incl inductive paging systems, excl telephone & telegraph.		334290-3	4.1	0.0	0.8	0.0	0.0	0.0
Secondary products and miscellaneous receipts.		334290-SM						
Secondary products.		334290-S	1.9	0.0	0.0	0.0	0.0	0.0
Audio & video equipment mfg.	3343		1.4	0.0	0.0	0.0	0.2	0.0
Audio and video equipment mfg.	33431		1.4	0.0	0.0	0.0	0.2	0.0
Audio and video equipment mfg.	334310		1.4	0.0	0.0	0.0	0.2	0.0
Primary products.		334310-P	1.3	0.0	0.0	0.0	0.2	0.0
Speakers and commercial sound equipment.		334310-4	2.5	0.0	0.0	0.0	0.3	0.0
Other consumer audio and video equipment.		334310-5	0.0	0.0	0.0	0.0	0.0	0.0
Secondary products and miscellaneous receipts.		334310-SM						
Miscellaneous receipts.		334310-M	3.1	0.0	0.0	0.0	0.0	0.0
Semiconductor and other electronic component mfg.	3344		-0.9	0.4	0.1	0.0	0.1	-0.1
Semiconductor and other electronic component mfg.	33441		-0.9	0.4	0.1	0.0	0.1	-0.1
Bare printed circuit board mfg.	334412		5.6	0.1	0.0	0.0	1.4	2.4
Primary products.		334412-P	5.4	0.2	0.0	0.0	0.0	2.4
Bare printed circuit boards.		334412-0	5.4	0.2	0.0	0.0	0.0	2.4
Secondary products and miscellaneous receipts.		334412-SM2						
Semiconductors and related device mfg.	334413		-2.1	0.3	-0.1	-0.4	-0.2	-0.5
Primary products.		334413-P	-2.0	0.3	-0.1	-0.4	-0.3	-0.5
Other semiconductor devices, including parts such as chips, wafers, and heat sinks.		334413-A	3.3	0.5	0.0	0.3	-1.6	0.0
Integrated microcircuits, incl semiconductor networks, microprocessors, & MOS memories.		334413-1	-5.2	0.1	-0.2	-0.8	0.6	-0.9
Secondary products and miscellaneous receipts.		334413-SM						
Electronic connector mfg.	334417		5.2	0.4	0.0	1.0	0.0	0.0
Primary products.		334417-P	5.2	0.5	0.0	1.1	0.0	0.0
Electronic connectors, including parts.		334417-0	5.2	0.5	0.0	1.1	0.0	0.0
Secondary products and miscellaneous receipts.		334417-SM						
Secondary products.		334417-S1	2.8	0.0	0.0	0.0	0.0	0.0
Printed circuit assembly mfg.	334418		-10.5	0.0	0.1	0.1	0.1	0.0
Primary products.		334418-P	-11.8	0.0	0.0	0.0	0.1	0.0
Printed circuit assemblies, loaded boards, modules, and consumer external modems.		334418-9	-11.8	0.0	0.0	0.0	0.1	0.0
Secondary products and miscellaneous receipts.		334418-SM						
Other electronic component mfg.	334419		5.7	1.2	0.6	0.4	0.1	0.0
Primary products.		334419-P	5.3	0.4	0.1	0.5	0.2	0.0
Other electronic components.		334419-0	5.3	0.4	0.1	0.5	0.2	0.0
Secondary products and miscellaneous receipts.		334419-SM						
Secondary products.		334419-S	4.0	0.0	0.0	0.0	-0.6	0.0
Capacitor, resistor, coil, transformer, and other inductor mfg.	33441K		5.9	0.0	0.0	0.3	1.0	-0.2
Primary products.		33441K-P	6.0	0.0	0.0	0.3	1.0	-0.2
Capacitors for electronic circuitry.		33441K-4	6.5	0.0	0.0	0.0	1.4	0.0
Electronic coils, transformers, and other inductors.		33441K-6	6.4	0.0	0.0	0.6	0.9	-0.3
Secondary products and miscellaneous receipts.		33441K-SM						

See footnotes at end of table.

Table 12. Producer price index percentage changes for the net output of selected industries and their products, not seasonally adjusted — Continued
 [December 2023]

Title ¹	Industry code	Product code	Unadjusted 12-month percent change ²	Unadjusted 1-month percent change ²				
			Dec. 2022 to Dec. 2023 ^P	July to Aug.	Aug. to Sept. ^P	Sept. to Oct. ^P	Oct. to Nov. ^P	Nov. to Dec. ^P
Nav/measuring/medical/control instruments mfg.	3345		3.4	0.2	-0.1	0.1	0.1	0.0
Nav/measuring/medical/control instruments mfg.	33451		3.4	0.2	-0.1	0.1	0.1	0.0
Electromedical apparatus mfg.	334510		2.8	-0.1	0.0	0.0	0.0	0.0
Primary products.		334510-P	2.8	-0.1	0.0	0.0	0.0	0.0
Electromedical equipment, excluding ionizing radiation equipment.		334510-2	3.1	-0.1	0.0	0.0	0.0	0.0
Secondary products and miscellaneous receipts.		334510-SM						
Miscellaneous receipts.		334510-M	2.6	0.0	0.0	0.0	0.0	0.0
Search, detection, and navigation instruments.	334511		2.2	0.3	0.0	0.0	0.2	0.0
Primary products.		334511-P	2.1	0.2	0.0	0.0	0.2	0.0
Aeronautical, nautical & navigational instruments, not sending or receiving radio signals.		334511-1	3.6	0.4	0.0	0.0	0.0	0.0
Search, detection, navigation, and guidance systems and equipment.		334511-3	1.6	0.1	0.0	0.0	0.2	0.0
Secondary products and miscellaneous receipts.		334511-SM						
Automatic environmental control mfg.	334512		5.0	0.2	0.0	0.1	0.0	0.0
Primary products.		334512-P	5.5	0.2	0.0	0.0	0.0	0.0
Automatic environmental controls for monitoring residential, commercial, and appliance use.		334512-0	5.5	0.2	0.0	0.0	0.0	0.0
Secondary products and miscellaneous receipts.		334512-SM						
Miscellaneous receipts.		334512-M	1.0	0.0	0.0	0.0	0.0	0.0
Industrial process variable instruments.	334513		4.6	0.4	-0.1	0.7	0.3	0.0
Primary products.		334513-P	4.9	0.5	0.2	0.7	0.3	0.0
Process control instruments.		334513-0	4.9	0.5	0.2	0.7	0.3	0.0
Secondary products and miscellaneous receipts.		334513-SM						
Miscellaneous receipts.		334513-M	0.4	0.0	-4.1	0.0	0.0	0.0
Totalizing fluid meters and counting devices mfg.	334514		9.4	0.2	-2.4	0.1	-0.3	0.1
Primary products.		334514-P	9.4	0.0	-2.6	0.1	-0.3	0.1
Integrating and totalizing fluid meters, counting devices, and motor vehicle instruments.		334514-0	9.4	0.0	-2.6	0.1	-0.3	0.1
Secondary products and miscellaneous receipts.		334514-SM						
Secondary products.		334514-S	-	0.1	0.0	0.0	0.0	0.0
Electricity and signal testing instruments mfg.	334515		5.8	0.1	0.0	0.9	0.4	0.5
Primary products.		334515-P	4.6	0.1	0.0	0.6	0.4	0.6
Test equipment for testing electrical, radio, and communication circuits, and motors.		334515-4	5.4	0.1	0.0	0.6	0.4	0.6
Secondary products and miscellaneous receipts.		334515-SM						
Analytical laboratory instrument mfg.	334516		4.8	0.0	0.3	0.0	0.0	0.0
Primary products.		334516-P	4.9	0.0	0.3	0.0	0.0	0.0
Analytical and scientific instruments, excluding optical.		334516-0	4.9	0.0	0.3	0.0	0.0	0.0
Secondary products and miscellaneous receipts.		334516-SM						
Irradiation apparatus mfg.	334517		0.8	0.0	0.0	0.0	0.0	0.0
Primary products.		334517-P	0.8	0.0	0.0	0.0	0.0	0.0
Irradiation (ionizing radiation) equipment.		334517-0	0.8	0.0	0.0	0.0	0.0	0.0
Secondary products and miscellaneous receipts.		334517-SM						
Other measuring and controlling device mfg.	334519		4.5	0.7	0.1	0.2	0.1	0.1
Primary products.		334519-P	4.4	0.6	0.1	0.2	0.1	0.0
Physical properties testing & inspection equipment and kinematic testing & measuring equipment.		334519-4	4.3	0.2	0.0	0.0	0.0	0.0
Nuclear radiation detection and monitoring instruments.		334519-5	4.2	0.0	0.0	0.0	0.0	0.0
Commercial, geophysical, meteorological, and general-purpose instruments and equipment.		334519-7	5.1	2.0	0.1	1.1	0.5	0.0
Secondary products and miscellaneous receipts.		334519-SM						
Miscellaneous receipts.		334519-M	6.3	5.4	0.0	0.0	0.0	0.3
Manufacturing and reproducing magnetic and optical media.	3346		1.4	0.4	0.2	-0.4	0.2	-0.2
Manufacturing and reproducing magnetic and optical media.	33461		1.4	0.4	0.2	-0.4	0.2	-0.2
Manufacturing and reproducing magnetic and optical media.	334610		1.4	0.4	0.2	-0.4	0.2	-0.2
Primary products.		334610-P	1.5	0.4	0.2	-0.4	0.2	-0.2
Electrical equipment and appliance mfg.	335		2.1	0.5	-0.3	0.1	0.2	-0.1
Electric lighting equipment mfg.	3351		3.7	-0.1	0.2	0.0	0.1	0.1
Electric lighting equipment mfg.	33513		3.7	-0.1	0.2	0.0	0.1	0.1
Residential electric lighting fixture mfg.	335131		2.1	0.0	0.0	0.0	0.0	0.0
Primary products.		335131-P	1.9	0.0	0.0	0.0	0.0	0.0

See footnotes at end of table.

Table 12. Producer price index percentage changes for the net output of selected industries and their products, not seasonally adjusted — Continued
 [December 2023]

Title ¹	Industry code	Product code	Unadjusted 12-month percent change ²	Unadjusted 1-month percent change ²				
				Dec. 2022 to Dec. 2023 ^P	July to Aug.	Aug. to Sept. ^P	Sept. to Oct. ^P	Oct. to Nov. ^P
Residential electric lighting fixture mfg - Continued								
Residential-type electric lighting fixtures (except portable), including parts and accessories.....		335131-1	0.3	0.0	0.0	0.0	0.0	0.0
Residential-type portable lighting fixtures, including parts and accessories.....		335131-4	4.8	0.0	0.0	0.0	0.0	0.0
Secondary products and miscellaneous receipts.....		335131-SM						
Secondary products.....		335131-S	9.5	0.0	0.0	0.0	0.0	0.0
Nonresidential electric lighting fixture mfg.....	335132		3.5	-0.1	0.4	0.1	0.2	0.3
Primary products.....		335132-P	3.7	-0.1	0.4	0.1	0.2	0.3
Commercial and institutional-type electric lighting fixtures, including parts and accessories.....		335132-1	3.9	-0.2	0.5	0.1	0.3	0.3
Industrial-type electric lighting fixtures, including parts and accessories.....		335132-5	2.8	0.0	0.0	0.0	-0.1	0.0
Secondary products and miscellaneous receipts.....		335132-SM						
Secondary products.....		335132-S	1.1	—	0.0	0.0	0.0	0.5
Other lighting equipment, including lamps and bulbs mfg.....	335139		4.4	0.0	0.1	0.0	0.0	0.0
Primary products.....		335139-P	4.5	0.0	0.1	0.0	0.0	0.0
Electric lamp bulb, tubes, and components.....		335139-1	8.3	0.0	0.5	0.0	0.0	0.0
Outdoor lighting equipment (including parts and accessories).....		335139-2	0.0	0.0	0.0	0.0	0.0	0.0
Secondary products and miscellaneous receipts.....		335139-SM						
Household appliance mfg.....	3352		1.7	0.5	-0.1	0.0	0.9	-0.3
Small electrical appliance mfg.....	33521		2.0	0.2	-0.1	0.0	0.4	0.2
Small electrical appliance mfg.....	335210		2.0	0.2	-0.1	0.0	0.4	0.2
Primary products.....		335210-P	2.0	0.2	-0.1	0.0	0.4	0.2
Parts and attachments for small electric household appliances, including fan parts.....		335210-5	0.0	-0.1	0.0	0.0	0.0	0.0
Household vacuum cleaners and other floor care machines (including parts and attachments).....		335210-6	5.8	0.9	-0.7	0.2	0.6	0.0
Other small electric household appliances, including fans.....		335210-7	1.0	0.0	0.0	-0.1	0.3	0.3
Secondary products and miscellaneous receipts.....		335210-SM						
Secondary products.....		335210-S	0.7	0.0	0.0	0.0	0.0	0.4
Major household appliance mfg.....	33522		1.6	0.6	-0.1	0.0	1.0	-0.4
Major household appliance mfg.....	335220		1.6	0.6	-0.1	0.0	1.0	-0.4
Primary products.....		335220-P	1.3	0.6	-0.1	0.0	1.0	-0.4
Household cooking appliances.....		335220-1	3.3	1.9	0.1	0.1	1.4	-0.8
Electric household ranges, ovens (including microwave), surface cooking units, and equipment.....		335220-11	1.6	0.9	-0.4	0.5	1.1	-2.0
Gas household ranges, ovens, surface cooking units, and equipment (incl. parts and accessories).....		335220-13	3.9	2.0	0.3	-0.3	2.4	0.0
Other household ranges and cooking equipment, including outdoor equipment.....		335220-15	5.4	3.7	1.0	0.1	0.0	0.0
Household refrigerators and home freezers.....		335220-2	0.0	-0.6	-0.1	-0.2	1.2	-0.1
Household refrigerators, including combination refrigerator-freezers.....		335220-21	-0.1	-0.5	-0.1	-0.3	1.2	0.0
Other major household appliances.....		335220-8	0.0	0.1	-0.4	0.1	0.6	0.0
Household water heaters, electric, for permanent installation.....		335220-81	0.1	0.0	0.0	0.0	0.0	0.0
Household water heaters, excluding electric.....		335220-83	0.3	0.0	0.0	0.0	0.0	0.0
Secondary products and miscellaneous receipts.....		335220-SM						
Miscellaneous receipts.....		335220-M	0.0	0.0	0.0	0.0	0.0	0.0
Electrical equipment mfg.....	3353		4.7	0.5	0.1	0.4	0.5	0.4
Electrical equipment mfg.....	33531		4.7	0.5	0.1	0.4	0.5	0.4
Electric power and specialty transformer mfg.....	335311		3.8	0.4	0.0	0.2	0.0	1.6
Primary products.....		335311-P	3.7	0.4	0.0	0.2	0.0	1.6
Secondary products and miscellaneous receipts.....		335311-SM						
Motor and generator mfg.....	335312		4.7	0.9	0.1	0.1	-0.2	0.0
Primary products.....		335312-P	4.8	1.0	0.1	0.1	-0.3	0.0
Parts, supplies for motors, generators, generator sets, and other rotating equipment.....		335312-C	8.1	2.7	0.5	0.0	0.0	0.0
Other motors and generators n.e.c.....		335312-F	7.2	1.2	0.0	0.2	-0.6	0.0
Fractional horsepower motors (rated at less than 746 watts) (except hermetics) ..		335312-1	2.3	0.2	0.0	0.0	0.0	0.0
Integral horsepower motors & generators other than for land transport equipment (exc hermetics).....		335312-3	0.0	0.0	0.0	0.0	0.0	0.0
Secondary products and miscellaneous receipts.....		335312-SM						
Miscellaneous receipts.....		335312-M	0.8	0.0	0.0	0.2	0.0	0.2
Secondary products.....		335312-S	6.0	1.0	0.1	0.1	0.5	0.1
Switchgear and switchboard apparatus mfg.....	335313		6.7	0.6	0.2	0.8	1.4	0.2
Primary products.....		335313-P	6.7	0.6	0.2	0.6	1.5	0.3

See footnotes at end of table.

Table 12. Producer price index percentage changes for the net output of selected industries and their products, not seasonally adjusted — Continued
 [December 2023]

Title ¹	Industry code	Product code	Unadjusted 12-month percent change ²	Unadjusted 1-month percent change ²				
				Dec. 2022 to Dec. 2023 ^P	July to Aug.	Aug. to Sept. ^P	Sept. to Oct. ^P	Oct. to Nov. ^P
Switchgear and switchboard apparatus mfg - Continued								
Switchgear, excluding ducts and relays.....		335313-A	7.3	0.9	0.3	0.5	1.7	0.4
Low voltage panelboards and distribution boards, 1000 volts or less.....		335313-3	6.5	0.0	0.0	0.0	0.0	0.0
Secondary products and miscellaneous receipts.....		335313-SM						
Relay and industrial control mfg.....	335314		2.7	0.0	0.0	0.2	0.1	0.0
Primary products.....		335314-P	2.6	0.0	0.0	0.2	0.1	0.0
Specific-purpose industrial controls.....		335314-C	1.6	0.0	0.0	0.2	0.0	0.0
General-purpose industrial controls.....		335314-F	3.5	0.0	0.0	0.2	0.3	0.0
Relays for electronic circuitry, industrial control overload and switchgear type.....		335314-1	-	0.0	0.0	0.0	0.0	-
Parts for industrial controls and motor-control accessories.....		335314-7	1.2	0.0	0.0	0.6	0.0	0.0
Secondary products and miscellaneous receipts.....		335314-SM						
Miscellaneous receipts.....		335314-M	2.6	0.0	0.0	1.2	0.0	0.0
Other electrical equipment & component mfg.....	3359		0.0	0.6	-0.8	0.1	-0.2	-0.3
Storage battery mfg.....	33591		0.4	0.0	0.0	-0.2	0.0	-0.1
Battery mfg.....	335910		0.4	0.0	0.0	-0.2	0.0	-0.1
Primary products.....		335910-P	0.4	0.0	0.0	-0.2	0.0	-0.1
Storage batteries.....		335910-1	0.5	0.0	0.0	-0.2	0.0	0.0
Storage batteries, lead acid type, BCI dimensional size group 8D or smaller.....		335910-11	0.6	0.0	0.0	-0.3	0.0	0.0
Storage batteries, lead acid type, larger than BCI dimensional size group 8D.....		335910-12	0.8	0.0	0.0	0.0	0.0	0.0
Primary batteries.....		335910-2	-0.2	0.2	0.0	-0.2	-0.2	-0.2
Secondary products and miscellaneous receipts.....		335910-SM						
Secondary products.....		335910-S	0.0	0.0	0.0	0.0	0.0	0.0
Communication & energy wire & cable mfg.....	33592		-4.7	1.4	-3.4	0.3	-0.2	-0.8
Fiber optic cable mfg.....	335921		-6.4	0.0	0.0	-2.3	-2.7	0.0
Primary products.....		335921-P	-6.6	0.0	0.0	-2.4	-2.8	0.0
Fiber optic cable, made from purchased fiber optic strand.....		335921-0	-6.6	0.0	0.0	-2.4	-2.8	0.0
Secondary products and miscellaneous receipts.....		335921-SM						
Other communication and energy wire mfg.....	335929		-4.3	1.7	-4.2	0.9	0.3	-1.0
Primary products.....		335929-P	-4.6	1.8	-4.2	1.0	0.3	-1.0
Electronic wire and cable, made of nonferrous metals (purchased wire).....		335929-A	-0.3	0.0	0.0	0.0	0.0	0.0
Other insulated wire & cable, incl control & signal, made of nonferrous metals (purchased wire).....		335929-F	4.2	1.4	1.3	0.9	0.8	-2.0
Power wire and cable, made from nonferrous metals (purchased wire).....		335929-1	18.3	3.5	-10.1	2.5	0.4	-1.5
Secondary products and miscellaneous receipts.....		335929-SM						
Wiring device mfg.....	33593		5.0	0.6	0.0	0.3	-0.3	-0.5
Current-carrying wiring device mfg.....	335931		24.2	1.2	0.2	0.4	-0.2	-0.4
Primary products.....		335931-P	25.5	1.2	0.2	0.3	0.0	-0.4
Current-carrying wiring devices n.e.c.....		335931-A	47.0	1.2	0.4	-0.2	0.0	-0.9
Current-carrying switches for electrical circuitry (including vehicular switches).....		335931-1	5.9	0.1	-0.2	0.2	0.0	1.0
Current-carrying wire connectors for electrical circuitry.....		335931-9	4.4	2.6	0.0	2.1	-0.3	-0.5
Secondary products and miscellaneous receipts.....		335931-SM						
Secondary products.....		335931-S	4.6	0.4	0.0	0.0	0.0	0.1
Noncurrent-carrying wiring device mfg.....	335932		-11.1	0.0	-0.1	0.1	-0.5	-0.6
Primary products.....		335932-P	-12.6	0.0	-0.1	0.2	-0.6	-0.7
Noncurrent-carrying electrical conduit and conduit fittings, incl. plastic conduit & fittings.....		335932-4	-23.8	0.1	-0.5	0.2	-1.1	-1.5
Other noncurrent-carrying wiring devices and supplies (boxes, covers, bar hangers, etc.).....		335932-6	-	-0.1	0.6	0.2	-0.1	0.2
Secondary products and miscellaneous receipts.....		335932-SM						
All other electrical equipment & component mfg.....	33599		-1.5	0.1	0.0	-0.2	-0.3	0.0
Carbon and graphite product mfg.....	335991		0.0	0.3	-0.1	-0.1	-0.2	0.1
Primary products.....		335991-P	-0.1	0.3	-0.1	-0.1	-0.2	0.1
Carbon and graphite products, including electrodes for electric arc furnaces.....		335991-0	-0.1	0.3	-0.1	-0.1	-0.2	0.1
Secondary products and miscellaneous receipts.....		335991-SM						
Miscellaneous receipts.....		335991-M	-	0.0	0.0	0.0	-	-
Miscellaneous electrical equipment mfg.....	335999		-2.0	0.0	0.0	-0.3	-0.3	0.0
Primary products.....		335999-P	-2.5	0.0	0.0	-0.3	-0.4	0.0
Rectifying apparatus.....		335999-3	3.4	0.0	0.0	0.0	0.0	0.0
All miscellaneous electrical equipment except rectifying apparatus.....		335999-4	-3.2	0.0	0.0	-0.4	-0.4	0.0
Secondary products and miscellaneous receipts.....		335999-SM						
Transportation equipment manufacturing.....	336		1.9	0.0	0.0	0.4	0.2	-0.1

See footnotes at end of table.

Table 12. Producer price index percentage changes for the net output of selected industries and their products, not seasonally adjusted — Continued
 [December 2023]

Title ¹	Industry code	Product code	Unadjusted 12-month percent change ²	Unadjusted 1-month percent change ²				
				Dec. 2022 to Dec. 2023 ^P	July to Aug.	Aug. to Sept. ^P	Sept. to Oct. ^P	Oct. to Nov. ^P
Motor vehicle manufacturing.....	3361		0.6	-0.1	0.0	1.1	0.1	-0.5
Automobile and light truck manufacturing.....	33611		0.4	-0.1	0.0	1.2	0.1	-0.5
Automobile, light truck and utility vehicle mfg.....	336110		0.4	-0.1	0.0	1.2	0.1	-0.5
Primary products.....		336110-P	0.4	-0.1	0.0	1.2	0.1	-0.6
Passenger cars and chassis.....		336110-1	-3.0	0.1	0.0	1.9	0.0	-2.9
Trucks, truck tractors, & bus chassis 14,000 lb or less, incl. minivans & suvs.....		336110-2	1.2	-0.1	0.0	1.0	0.2	0.0
Secondary products and miscellaneous receipts.....		336110-SM						
Heavy duty truck manufacturing.....	33612		1.9	0.0	0.2	0.0	0.0	0.1
Heavy duty truck mfg.....	336120		1.9	0.0	0.2	0.0	0.0	0.1
Primary products.....		336120-P	1.8	0.0	0.2	0.0	0.0	0.1
Trucks, truck tractors, and bus chassis (chassis of own manufacture) 14,001 to 33,000 lbs.....		336120-1	3.4	0.0	0.0	0.0	0.2	0.2
Buses, including military and firefighting vehicles (chassis of own manufacture).....		336120-3	-	0.0	0.5	-	-	-
Secondary products and miscellaneous receipts.....		336120-SM						
Motor vehicle body and trailer manufacturing.....	3362		1.0	0.1	0.1	0.0	0.0	0.5
Motor vehicle body and trailer manufacturing.....	33621		1.0	0.1	0.1	0.0	0.0	0.5
Motor vehicle body mfg.....	336211		6.0	0.0	0.1	0.4	0.1	2.1
Primary products.....		336211-P	6.1	0.0	0.1	0.5	0.1	2.2
Other truck and vehicle bodies, sold separately.....		336211-5	5.3	0.0	0.0	0.0	0.0	3.4
Dump truck bodies, for sale separately.....		336211-5A	-	0.0	0.0	0.0	0.0	-
All other truck and vehicle bodies, sold separately.....		336211-5B	9.5	0.0	0.0	0.0	0.0	4.9
Buses and firefighting vehicles, complete, produced on purchased chassis.....		336211-7	0.8	0.1	0.1	0.0	0.1	0.1
Other trucks and vehicles, complete, produced on purchased chassis.....		336211-9	2.0	0.0	0.3	0.0	0.4	0.2
Other trucks and vehicles, complete, produced on purchased chassis, except upfitting trucks.....		336211-91	4.8	0.1	0.9	0.1	1.1	0.6
Secondary products and miscellaneous receipts.....		336211-SM						
Secondary products.....		336211-S	4.5	0.1	0.1	0.0	0.0	0.0
Truck trailer mfg.....	336212		-2.8	0.0	-0.2	-0.3	0.0	0.0
Primary products.....		336212-P	-2.8	0.0	-0.2	-0.3	0.0	0.0
Truck trailers and chassis, axle rating 10,000 lbs or more.....		336212-1	-3.1	0.0	-0.2	-0.3	0.0	0.0
Truck trailers and chassis, axle rating less than 10,000 lbs.....		336212-3	0.0	0.0	0.0	0.0	0.0	-0.1
Secondary products and miscellaneous receipts.....		336212-SM						
Secondary products.....		336212-S1	0.7	0.0	0.0	0.0	0.4	0.0
Motor home mfg.....	336213		1.2	0.0	0.0	0.1	0.0	0.0
Primary products.....		336213-P	1.2	0.0	0.0	0.1	0.0	0.0
Motor homes built on purchased chassis.....		336213-0	1.2	0.0	0.0	0.1	0.0	0.0
Secondary products and miscellaneous receipts.....		336213-SM1						
Travel trailer and camper mfg.....	336214		0.2	0.2	0.3	-0.2	-0.1	-0.1
Primary products.....		336214-P	0.3	0.2	0.4	-0.1	-0.1	-0.1
Travel trailers.....		336214-1	0.4	0.2	-0.3	-0.2	0.0	0.0
Conventional travel trailers.....		336214-19	0.7	0.3	-0.3	-0.2	0.0	0.0
Fifth wheel travel trailers.....		336214-1A	-	0.0	-	-	-	-
Automobile and light truck trailers.....		336214-3	-1.0	0.3	1.9	0.0	-0.4	-0.8
Camping trailers, campers, pick-up covers, and parts.....		336214-5	1.8	0.0	1.8	0.0	0.0	0.0
Other parts and components, excluding appliances and furnishings.....		336214-53	2.2	-	-	0.0	0.0	0.0
Truck campers, caps, box covers, and fold-down camping trailers.....		336214-56	1.1	0.0	0.9	0.0	0.0	0.0
Secondary products and miscellaneous receipts.....		336214-SM						
Secondary products.....		336214-S	2.2	0.0	-0.5	0.0	0.0	0.0
Motor vehicle parts manufacturing.....	3363		1.6	0.0	0.1	0.2	0.1	0.1
Motor vehicle gasoline engine and parts mfg.....	33631		0.6	0.3	0.2	0.1	0.1	0.0
Motor vehicle gasoline engine and engine parts mfg.....	336310		0.6	0.3	0.2	0.1	0.1	0.0
Primary products.....		336310-P	0.7	0.3	0.3	0.1	0.1	0.0
Gasoline engines and engine parts (excluding carburetors).....		336310-2	0.2	0.3	0.3	0.1	-0.1	0.0
Carburetors, pistons, piston rings, and valves.....		336310-3	5.9	0.7	0.2	-0.5	2.3	0.0
Secondary products and miscellaneous receipts.....		336310-SM						
Miscellaneous receipts.....		336310-M1	0.9	0.0	0.0	0.0	0.0	0.0
Secondary products.....		336310-S	-0.3	0.2	0.0	-0.2	0.0	0.0
Motor vehicle electric equipment.....	33632		2.0	0.0	0.0	0.1	0.0	0.1
Motor vehicle electrical and electronic equipment mfg.....	336320		2.0	0.0	0.0	0.1	0.0	0.1
Primary products.....		336320-P	2.0	0.0	0.0	0.1	0.0	0.1
Vehicular lighting equipment.....		336320-1	1.4	0.0	0.0	0.2	-0.1	0.0

See footnotes at end of table.

Table 12. Producer price index percentage changes for the net output of selected industries and their products, not seasonally adjusted — Continued
 [December 2023]

Title ¹	Industry code	Product code	Unadjusted 12-month percent change ²	Unadjusted 1-month percent change ²				
				Dec. 2022 to Dec. 2023 ^P	July to Aug.	Aug. to Sept. ^P	Sept. to Oct. ^P	Oct. to Nov. ^P
Motor vehicle electrical and electronic equipment mfg - Continued								
Other motor vehicle electrical and electronic equipment		336320-2	2.1	0.0	0.0	0.0	0.0	0.1
Battery charging alternators, generators, and regulators		336320-23	3.1	0.0	0.0	0.6	0.0	1.2
Parts for engine electrical and electronic equipment		336320-2A	1.8	0.0	0.0	0.0	0.0	0.0
All other miscellaneous non-engine electrical and electronic equipment		336320-2D	1.5	0.0	0.0	0.0	0.0	0.0
All other miscellaneous complete engine electrical equipment, including spark plugs		336320-2U	1.9	0.0	0.0	0.0	0.0	0.0
Secondary products and miscellaneous receipts		336320-SM						
Miscellaneous receipts		336320-M	3.8	-0.4	0.2	0.5	-0.2	-0.3
Secondary products		336320-S	1.7	0.0	0.0	0.0	0.0	0.0
Motor vehicle steering and suspension parts	33633		0.3	0.0	0.0	1.2	-0.1	0.0
Motor vehicle steering and suspension components (except spring) manufacturing	336330		0.3	-0.1	0.0	1.2	-0.1	0.0
Primary products		336330-P	0.5	0.0	0.0	1.2	0.0	0.0
Motor vehicle steering and suspension components (excluding spring), new and rebuilt		336330-0	0.5	0.0	0.0	1.2	0.0	0.0
Secondary and miscellaneous receipts		336330-SM						
Motor vehicle brake system manufacturing	33634		3.2	0.3	0.0	-0.5	-0.3	0.6
Motor vehicle brake system mfg	336340		3.3	0.3	0.0	-0.5	-0.3	0.6
Primary products		336340-P	3.5	0.3	0.0	-0.5	-0.3	0.6
Motor vehicle brake parts and assemblies, new		336340-1	2.8	0.3	0.0	-0.6	-0.4	0.7
Motor vehicle drum brake assemblies and parts, new		336340-1E	-0.2	0.3	0.0	-1.3	0.0	0.0
Motor vehicle disc brake assemblies and parts, new		336340-1F	6.7	0.0	0.0	-0.3	0.0	0.0
Other motor vehicle brake parts and assemblies, new		336340-1G	2.5	0.5	0.1	-0.3	-0.8	1.5
Secondary products and miscellaneous receipts		336340-SM						
Motor vehicle power train components mfg	33635		2.9	0.1	0.1	-0.2	0.1	0.1
Motor vehicle transmission and power train parts manufacturing	336350		2.9	0.1	0.1	-0.2	0.1	0.1
Primary products		336350-P	2.9	0.1	0.1	-0.2	0.1	0.2
Motor vehicle drive train components, excluding wheels and brakes, new		336350-2	2.9	0.1	0.0	-0.3	0.1	0.1
Motor vehicle transmissions (except auxiliary and parts), new		336350-20	4.2	0.2	0.0	-0.4	0.0	0.0
Parts for manual and automatic transmissions, new		336350-23	1.1	0.0	0.0	0.0	-0.2	0.0
Other motor vehicle drive train components, except wheels and brakes, new		336350-25	2.4	-0.2	0.0	-0.3	0.6	0.5
Motor vehicle drive train components, rebuilt		336350-3	4.5	0.0	2.2	0.0	0.0	0.6
Secondary products and miscellaneous receipts		336350-SM						
Secondary products		336350-S	1.6	0.0	0.0	0.4	-0.1	-0.1
Motor vehicle seating and interior trim mfg	33636		0.0	-0.3	0.1	0.2	0.1	0.2
Motor vehicle seating and interior trim mfg	336360		0.0	-0.3	0.1	0.2	0.1	0.2
Primary products		336360-P	0.1	0.0	0.4	-0.2	0.1	0.1
Automobile trimmings		336360-1	-0.7	-0.1	0.0	0.0	0.4	0.0
Seats for public conveyance and aircraft		336360-3	0.6	0.1	0.0	0.1	-0.1	0.3
Secondary products and miscellaneous receipts		336360-SM						
Secondary products		336360-S	-5.8	-4.9	1.1	2.0	-1.0	1.4
Motor vehicle metal stamping	33637		1.4	0.0	0.1	1.4	0.1	0.0
Motor vehicle metal stamping	336370		1.4	0.0	0.1	1.4	0.1	0.0
Primary products		336370-P	1.4	0.1	0.1	1.5	0.1	0.0
Automotive job stampings (truck, bus, and passenger car)		336370-0	1.4	0.1	0.1	1.5	0.1	0.0
Secondary products and miscellaneous receipts		336370-SM						
Secondary products		336370-S	0.9	-0.3	-0.1	0.3	0.0	0.0
Other motor vehicle parts manufacturing	33639		2.2	-0.2	0.0	-0.1	0.1	0.2
Other motor vehicle parts mfg	336390		2.2	-0.2	0.0	-0.1	0.1	0.2
Primary products		336390-P	2.3	-0.2	0.0	-0.1	0.2	0.2
Filters, new, internal combustion engines and motor vehicles		336390-A	-	0.0	0.0	0.0	0.4	-
All other motor vehicle parts and accessories, including trailer hitches		336390-8	4.3	0.0	0.0	0.1	-0.1	0.2
Secondary products and miscellaneous receipts		336390-SM						
Miscellaneous receipts		336390-M	-	-2.0	0.0	-3.0	0.0	-
Secondary products		336390-S	1.5	0.1	-0.1	0.4	0.0	0.0
Aerospace product and parts manufacturing	3364		3.7	0.0	0.0	0.1	0.3	0.2
Aerospace product and parts manufacturing	33641		3.7	0.0	0.0	0.1	0.3	0.2
Aircraft mfg	336411		3.4	0.0	0.1	0.1	0.0	0.2
Primary products		336411-P	3.4	0.0	0.1	0.1	0.0	0.2
Civilian aircraft		336411-3	4.7	0.0	0.1	0.1	0.0	0.3

See footnotes at end of table.

Table 12. Producer price index percentage changes for the net output of selected industries and their products, not seasonally adjusted — Continued
 [December 2023]

Title ¹	Industry code	Product code	Unadjusted 12-month percent change ²	Unadjusted 1-month percent change ²				
				Dec. 2022 to Dec. 2023 ^P	July to Aug.	Aug. to Sept. ^P	Sept. to Oct. ^P	Oct. to Nov. ^P
Aircraft mfg - Continued								
Military aircraft.....		336411-4	0.2	0.0	0.0	0.0	0.2	0.0
Secondary products and miscellaneous receipts.....		336411-SM						
Secondary products.....		336411-S	—	0.0	0.0	0.2	0.3	0.0
Aircraft engine and engine parts mfg.....	336412		4.1	0.2	0.0	0.0	1.9	0.6
Primary products.....		336412-P	3.3	0.4	-0.1	0.0	0.8	0.5
Aeronautical services on aircraft engines.....		336412-5	13.1	0.0	0.0	0.0	5.7	3.2
Aircraft engine parts and accessories.....		336412-7	3.1	0.9	-0.2	0.1	0.0	0.2
Parts and accessories for military aircraft engines.....		336412-75	2.1	0.0	0.0	0.0	0.0	0.5
Parts and accessories for civilian aircraft engines.....		336412-77	3.6	1.4	-0.3	0.2	0.0	0.0
Secondary products and miscellaneous receipts.....		336412-SM						
Secondary products.....		336412-S	6.0	0.1	0.0	0.0	2.9	0.0
Other aircraft parts and equipment mfg.....	336413		4.6	0.2	0.0	0.0	0.1	0.0
Primary products.....		336413-P	4.4	0.2	0.0	0.0	0.1	0.0
Aircraft propellers and helicopter rotors.....		336413-1	0.8	0.0	0.0	0.0	0.5	0.0
Aircraft parts and auxiliary equipment.....		336413-7	4.8	0.2	0.0	0.0	0.1	0.0
Aircraft landing gear for civilian and military aircraft.....		336413-72	10.8	0.0	0.0	-0.1	0.0	0.0
Other aircraft subassemblies and parts for military aircraft.....		336413-73	1.7	0.3	-0.3	0.2	0.5	0.0
Other aircraft subassemblies and parts for civilian aircraft.....		336413-74	5.2	0.3	0.0	0.0	0.0	0.0
Secondary products and miscellaneous receipts.....		336413-SM						
Secondary products.....		336413-S	11.0	0.2	-0.2	0.0	0.0	0.0
Railroad rolling stock manufacturing.....	3365		1.0	0.0	0.0	0.0	0.0	0.0
Railroad rolling stock manufacturing.....	33651		1.0	0.0	0.0	0.0	0.0	0.0
Railroad rolling stock mfg.....	336510		1.0	0.0	0.0	0.0	0.0	0.0
Primary products.....		336510-P	1.1	0.0	0.0	0.1	0.0	0.0
Street, subway, trolley, and rapid transit cars, and railway maintenance equipment and parts.....		336510-5	2.4	0.0	0.0	0.2	0.0	0.0
Railway maintenance of way equipment & parts, parts for all railcars, & other railway vehicles.....		336510-54	2.9	0.0	0.0	0.2	0.0	0.0
Air brake and other brake equipment.....		336510-541	—	0.0	0.0	1.0	0.0	—
Secondary products and miscellaneous receipts.....		336510-SM						
Miscellaneous receipts.....		336510-M	2.0	0.0	0.0	0.0	0.0	0.0
Secondary products.....		336510-S1	1.3	0.0	0.0	0.0	0.2	0.0
Ship and boat building.....	3366		4.2	0.2	0.3	0.3	0.4	0.2
Ship and boat building.....	33661		4.2	0.2	0.3	0.3	0.4	0.2
Ship building and repairing.....	336611		4.6	0.4	0.0	0.3	0.5	0.3
Primary products.....		336611-P	4.7	0.4	0.0	0.3	0.5	0.3
Ship repair, nonmilitary.....		336611-A	17.6	2.5	0.0	0.0	3.0	1.4
Military self-propelled ships, new construction.....		336611-5	0.7	0.0	0.0	0.4	0.1	-0.3
Ship repair, military.....		336611-8	2.5	0.3	0.0	0.0	0.2	0.3
Nonmilitary self-propelled ships, new construction.....		336611-9	6.2	0.0	0.4	1.8	0.0	1.9
Secondary products and miscellaneous receipts.....		336611-SM2						
Boat building.....	336612		3.4	-0.2	0.9	0.2	0.1	0.1
Primary products.....		336612-P	3.4	-0.2	0.9	0.2	0.1	0.1
Outboard motorboats, including commercial and military (except sailboats and lifeboats).....		336612-1	2.9	-0.3	1.1	0.2	0.1	0.1
Outboard motorboats, wood or metal, incl. comm. and military (exc. sailboats and lifeboats).....		336612-11	2.1	-1.2	0.6	0.2	0.2	0.2
Outboard motorboats, plastics/fiberglass, incl. comm. and mil. (exc. sailboats and lifeboats).....		336612-14	3.3	0.2	1.4	0.1	0.0	0.0
Inboard motorboats, including commercial and military (except sailboats and lifeboats).....		336612-3	5.1	0.3	0.4	0.2	0.1	0.8
Inboard cabin cruisers, including commercial and military (except sailboats and lifeboats).....		336612-31	6.6	0.0	1.0	0.3	0.2	1.1
Other inboard motorboats, including commercial and military (except sailboats and lifeboats).....		336612-32	2.1	0.9	-0.6	0.0	0.0	0.0
Inboard-outdrive boats, including commercial and military (except sailboats and lifeboats).....		336612-5	3.9	0.0	0.0	0.3	0.0	0.0
All other inboard-outdrive boats, incl. comm. and military (except sailboats and lifeboats).....		336612-52	3.8	0.0	0.0	0.4	0.0	0.0
All other boats (excluding military and commercial).....		336612-8	8.3	0.0	0.0	0.0	0.7	0.0
Secondary products and miscellaneous receipts.....		336612-SM						
Miscellaneous receipts.....		336612-M	4.9	0.1	3.4	0.0	0.0	0.0
Other transportation equipment manufacturing.....	3369		2.1	0.0	0.0	0.0	0.0	0.1

See footnotes at end of table.

Table 12. Producer price index percentage changes for the net output of selected industries and their products, not seasonally adjusted — Continued
 [December 2023]

Title ¹	Industry code	Product code	Unadjusted 12-month percent change ²	Unadjusted 1-month percent change ²				
			Dec. 2022 to Dec. 2023 ^P	July to Aug.	Aug. to Sept. ^P	Sept. to Oct. ^P	Oct. to Nov. ^P	Nov. to Dec. ^P
Other transportation equipment manufacturing.....	33699		2.1	0.0	0.0	0.0	0.0	0.1
Motorcycle, bicycle, and parts mfg.	336991		1.3	0.0	0.0	0.0	0.1	0.0
Primary products.....		336991-P	1.2	0.0	0.0	0.0	0.1	0.0
Motorcycles, including three-wheel motorbikes, motorscooters, mopeds, and parts.....		336991-3	3.2	0.0	0.0	0.0	0.0	0.0
Bicycles, including parts (excluding children's 2-wheel sidewalk cycles).....		336991-4	-8.4	0.0	0.0	0.0	0.8	0.0
Cycles, all types, tubular construction.....		336991-42	-8.7	0.0	0.0	0.0	0.1	0.0
Parts for bicycles, unicycles, and adult tricycles.....		336991-45	-8.2	0.0	0.0	0.1	1.4	0.0
Secondary products and miscellaneous receipts.....		336991-SM						
Secondary products.....		336991-S	-	0.0	0.0	0.0	-	-
All other transportation equipment mfg.	336999		2.7	0.0	0.0	0.0	0.0	0.1
Primary products.....		336999-P	2.8	0.0	0.0	0.0	0.0	0.1
All-terrain vehicles and parts.....		336999-4	6.7	0.0	0.0	0.0	0.0	0.3
All other miscellaneous transportation equipment.....		336999-6	1.9	0.0	0.0	0.0	0.0	0.0
Secondary products and miscellaneous receipts.....		336999-SM						
Secondary products.....		336999-S	0.7	0.0	0.0	0.0	0.0	0.0
Furniture & related product mfg.	337		0.5	-0.2	0.0	-0.4	0.1	-0.2
HH & institutional furniture & kitchen cabinet mfg.	3371		0.4	-0.1	0.0	-0.8	0.0	0.1
Wood kitchen cabinet & countertop mfg.	33711		0.4	-0.4	0.0	0.1	0.0	0.0
Wood kitchen cabinet and countertop mfg.	337110		0.4	-0.4	0.0	0.1	0.0	0.0
Primary products.....		337110-P	0.3	-0.7	0.0	0.3	0.1	0.0
Custom wood kitchen cabinets, bathroom vanities, and related cabinet sold directly to customers.....		337110-H	1.1	-1.7	0.0	0.7	1.2	0.0
Stock wood kitchen cabinets and related cabinetwork for permanent installation. . .		337110-1	0.1	-0.7	0.0	0.3	-0.3	0.0
Secondary products and miscellaneous receipts.....		337110-SM						
Household & institutional furniture mfg.	33712		0.5	0.1	0.0	-1.2	0.1	0.1
Upholstered household furniture mfg.	337121		-1.0	0.1	-0.1	-1.7	-0.1	0.0
Primary products.....		337121-P	-1.9	0.1	-0.1	-1.8	-0.1	0.0
Upholstered household furniture, excl. dual-purpose sleep furniture.....		337121-1	-2.4	0.1	-0.1	-2.2	-0.2	0.0
Upholstered household sofas, davenports, settees, and loveseats, except custom.....		337121-11	-4.3	0.0	-0.1	-3.0	-0.2	0.0
Upholstered household sectional sofa pieces, except custom.....		337121-12	0.1	0.3	-0.1	-1.3	-0.1	0.0
Upholstered household rocking chairs, including swivel rockers, except custom.....		337121-13	-2.8	0.0	-0.1	0.0	0.0	0.0
Other upholstered household furniture, including custom sold at retail.....		337121-15	1.2	0.3	-0.1	0.0	0.0	0.0
Dual-purpose sleep furniture incl. futon, conv. sofa, jackknife & chair beds, except custom.....		337121-4	0.5	0.0	0.0	0.5	0.0	0.0
Secondary products and miscellaneous receipts.....		337121-SM						
Nonupholstered wood household furniture mfg.	337122		3.5	0.0	0.0	-2.9	-0.6	0.0
Primary products.....		337122-P	2.3	0.0	0.0	-3.8	-0.7	0.0
Wood dining room, kitchen, outdoor, and ready-to-assemble furniture, excl. cabinets and custom.....		337122-G	3.0	0.0	0.0	-6.4	0.0	0.0
Wood household den, family room, library, and living room furniture, except custom.....		337122-1	2.7	0.0	0.0	0.0	-0.3	0.0
Wood bedroom furniture, including infants' and children's, except custom.....		337122-8	-0.4	0.0	0.0	-0.1	-1.9	0.0
Secondary products and miscellaneous receipts.....		337122-SM						
Secondary products.....		337122-S	22.8	0.0	0.0	0.0	-0.1	0.0
Household furniture (except wood and upholstered) mfg.	337126		-2.4	0.0	-0.2	0.2	-0.1	0.0
Primary products.....		337126-P	-2.8	0.0	-0.1	0.2	0.0	0.0
Metal dining room and kitchen furniture, incl. padded and plain chairs and stools..		337126-1	-2.7	0.4	-1.1	-1.2	0.7	-0.7
Metal outdoor and casual furniture, incl. beach, lawn, garden and porch.....		337126-3	-2.5	0.0	0.0	0.9	0.0	0.0
Nonupholstered household furniture (except wood and metal).....		337126-6	-	0.0	0.0	0.0	-	-
Secondary products and miscellaneous receipts.....		337126-SM						
Secondary products.....		337126-S	0.7	-0.2	-1.7	0.8	-1.0	0.6
Institutional furniture mfg.	337127		4.1	0.0	0.6	0.1	1.0	0.6
Primary products.....		337127-P	4.2	0.0	0.6	0.2	1.0	0.6
Other institutional furniture.....		337127-B	3.8	-0.2	-0.1	0.2	0.1	0.8
School furniture (except stone and concrete), excl. library furniture.....		337127-1	5.8	0.4	2.2	0.4	0.4	0.5
Public building and related furniture, excl. bar, bowling, cafeteria, restaurant and school.....		337127-5	4.5	0.0	0.0	0.0	2.5	0.9
Public furniture (bar, bowling center, cafeteria, and restaurant).....		337127-8	1.8	0.0	1.3	0.0	0.0	0.0
Secondary products and miscellaneous receipts.....		337127-SM						
Miscellaneous receipts.....		337127-M	2.9	-0.8	0.0	0.0	0.0	0.0
Secondary products.....		337127-S	0.4	-0.3	0.0	-0.2	0.3	0.2

See footnotes at end of table.

Table 12. Producer price index percentage changes for the net output of selected industries and their products, not seasonally adjusted — Continued
 [December 2023]

Title ¹	Industry code	Product code	Unadjusted 12-month percent change ²	Unadjusted 1-month percent change ²				
				Dec. 2022 to Dec. 2023 ^P	July to Aug.	Aug. to Sept. ^P	Sept. to Oct. ^P	Oct. to Nov. ^P
Office furniture (including fixtures) mfg.	3372		0.5	-0.3	0.1	0.0	0.4	-0.8
Office furniture (including fixtures) mfg.	33721		0.5	-0.3	0.1	0.0	0.4	-0.8
Wood office furniture mfg.	337211		2.2	0.0	0.0	0.0	0.0	0.0
Primary products.		337211-P	2.9	0.0	0.0	0.0	0.0	0.0
Wood office furniture panel systems, desking systems, and other wood office furniture.		337211-A	0.6	0.0	0.0	0.0	0.0	0.0
Wood office seating, including upholstered.		337211-1	4.6	0.0	0.0	0.0	0.0	0.0
Wood office desks and desk extensions.		337211-4	4.8	0.0	0.0	0.0	0.0	0.0
Wood office files, storage units, and tables.		337211-7	1.1	0.0	0.0	0.0	0.0	0.0
Secondary products and miscellaneous receipts.		337211-SM						
Secondary products.		337211-S	-3.0	0.0	0.0	0.0	0.0	0.0
Custom architectural woodwork and millwork.	337212		5.0	0.1	0.0	0.8	0.0	0.0
Primary products.		337212-P	5.0	0.1	0.0	0.8	0.0	0.0
Custom architectural woodwork, millwork, and fixtures.		337212-0	5.0	0.1	0.0	0.8	0.0	0.0
Secondary products and miscellaneous receipts.		337212-SM						
Office furniture, except wood, mfg.	337214		-0.2	-0.4	-0.3	0.1	-0.5	-0.1
Primary products.		337214-P	-0.2	-0.4	-0.3	0.1	-0.5	-0.1
Office furniture, other types, except wood, including panel systems.		337214-A	-	-1.1	-0.3	0.5	-1.1	0.0
Office seating, including upholstered, except wood.		337214-1	-2.7	0.0	0.0	0.0	0.0	0.0
Office desk and desk extensions, except wood.		337214-4	-	0.0	0.0	0.0	0.0	0.0
Office files, storage units, and tables, except wood.		337214-7	5.9	0.2	-0.6	-0.4	-0.2	-0.6
Secondary products and miscellaneous receipts.		337214-SM						
Showcases, partitions, shelving, and lockers mfg.	337215		-3.7	-0.9	0.7	-1.1	2.1	-2.6
Primary products.		337215-P	-3.7	-1.0	0.7	-1.0	2.3	-2.7
Bookstacks and other shelving, except wood.		337215-A2	-	-1.0	-	-	1.3	2.5
Storage racks and accessories, except wood.		337215-E	-5.6	-5.0	-0.1	0.0	0.0	0.0
Fixtures (bank, office, and store), except wood.		337215-G	2.6	0.0	3.2	2.8	7.0	-12.7
Secondary products and miscellaneous receipts.		337215-SM						
Other furniture related product mfg.	3379		0.0	-0.1	-0.4	0.1	-0.1	-0.1
Mattress mfg.	33791		-0.2	-0.1	-0.6	0.2	-0.1	-0.1
Mattress mfg.	337910		-0.2	-0.1	-0.6	0.2	-0.1	-0.1
Primary products.		337910-P	-0.2	0.0	-0.6	0.2	-0.1	-0.1
Mattress and foundation sets.		337910-E	1.7	0.0	-0.3	0.3	0.0	-0.2
Innerspring mattresses, excluding crib-size.		337910-1	-0.3	0.8	-0.9	0.0	-0.4	0.0
Other mattresses, including crib, foam, waterbed mattresses and mattress inserts.		337910-4	2.2	0.1	0.0	0.0	0.0	0.0
Foundations, excl. innerspring units, hybrid-type flotation, ensembles, and adjustable units.		337910-7	-6.7	0.0	-1.6	0.8	0.0	-0.3
Secondary products and miscellaneous receipts.		337910-SM						
Blind & shade mfg.	33792		0.6	0.0	0.0	0.0	0.0	0.0
Blind and shade mfg.	337920		0.6	0.0	0.0	0.0	0.0	0.0
Primary products.		337920-P	0.6	0.0	0.0	0.0	0.0	0.0
Other blinds and shades, including curtain and drapery fixtures, poles and rods. ...		337920-8	-	0.0	0.0	0.0	0.0	0.0
Secondary products and miscellaneous receipts.		337920-SM						
Miscellaneous mfg.	339		2.9	0.0	0.0	0.1	0.2	0.2
Medical equipment & supplies mfg.	3391		2.8	0.1	0.0	0.1	0.2	0.1
Medical equipment & supplies mfg.	33911		2.8	0.1	0.0	0.1	0.2	0.1
Surgical and medical instrument mfg.	339112		1.7	0.0	-0.1	0.2	0.0	0.0
Primary products.		339112-P	1.7	0.0	-0.1	0.2	0.0	0.0
Surgical and medical instruments.		339112-0	1.7	0.0	-0.1	0.2	0.0	0.0
Surgical and orthopedic instruments.		339112-01	1.3	0.0	0.0	0.0	0.0	0.0
Surgical and medical catheters.		339112-05	-0.6	0.0	0.0	0.1	0.1	0.0
Other surgical and medical apparatus and instruments, excluding parts.		339112-06	2.5	0.0	-0.3	0.0	0.0	0.0
Parts for surgical and medical apparatus and instruments.		339112-09	2.1	0.1	0.0	0.0	0.0	-0.1
Secondary products and miscellaneous receipts.		339112-SM						
Secondary products.		339112-S	-0.7	0.0	0.0	0.0	0.7	0.0
Surgical appliance and supplies mfg.	339113		3.4	0.3	0.2	-0.2	0.5	0.3
Primary products.		339113-P	3.5	0.3	0.2	-0.3	0.5	0.3
Medical and surgical appliances and supplies, incl. orthopedic, prosthetic, and therapeutic.		339113-2	2.6	0.2	0.2	-0.3	0.7	0.4
Artificial joints and limbs.		339113-21	-	0.3	0.1	-0.4	-0.4	2.6

See footnotes at end of table.

Table 12. Producer price index percentage changes for the net output of selected industries and their products, not seasonally adjusted — Continued
 [December 2023]

Title ¹	Industry code	Product code	Unadjusted 12-month percent change ²	Unadjusted 1-month percent change ²				
				Dec. 2022 to Dec. 2023 ^P	July to Aug.	Aug. to Sept. ^P	Sept. to Oct. ^P	Oct. to Nov. ^P
Surgical appliance and supplies mfg - Continued								
Other orthopedic and prosthetic appliances.....		339113-22	0.4	0.0	0.3	0.0	0.0	0.0
Other medical and surgical appliances and supplies.....		339113-27	3.4	0.3	0.2	-0.4	1.1	-0.1
Hospital beds and specialized hospital furniture.....		339113-4	12.8	0.0	0.0	0.0	0.2	0.0
Personal industrial and nonindustrial safety equipment and clothing.....		339113-6	2.9	0.7	0.3	-0.2	0.1	0.0
Secondary products and miscellaneous receipts.....		339113-SM						
Secondary products.....		339113-S	3.5	0.1	0.0	0.0	0.0	0.1
Dental equipment and supplies mfg.....	339114		4.1	0.2	-0.1	1.3	0.0	0.2
Primary products.....		339114-P	4.1	0.2	0.0	1.4	0.0	0.3
Dental professional equipment and supplies.....		339114-1	3.6	0.1	0.0	0.5	0.0	0.3
Professional dental equipment.....		339114-11	2.9	0.0	0.0	0.8	0.0	0.0
Professional dental supplies.....		339114-12	5.1	0.3	0.0	-0.1	0.1	0.9
Secondary products and miscellaneous receipts.....		339114-SM						
Ophthalmic goods mfg.....	339115		5.1	0.0	0.0	0.0	0.0	0.0
Primary products.....		339115-P	5.2	0.0	0.0	0.0	0.0	0.0
Secondary products and miscellaneous receipts.....		339115-SM						
Other miscellaneous mfg.....	3399		3.0	-0.1	0.0	0.2	0.2	0.3
Jewelry & silverware mfg.....	33991		4.1	-0.5	0.3	-1.1	1.5	1.5
Jewelry and silverware mfg.....	339910		4.1	-0.5	0.3	-1.1	1.5	1.5
Primary products.....		339910-P	4.1	-0.5	0.3	-1.1	1.5	1.6
Jewelry, gold and platinum.....		339910-1	3.4	-0.9	0.5	-2.3	2.4	2.9
Costume jewelry and novelties.....		339910-4	7.1	0.0	0.0	0.0	0.0	0.0
All other jewelry and personal goods (excluding costume).....		339910-8	1.7	0.0	0.0	-0.1	1.1	-0.1
Secondary products and miscellaneous receipts.....		339910-SM						
Miscellaneous receipts.....		339910-M	-	-0.1	0.0	-0.2	-	-
Sporting & athletic goods mfg.....	33992		2.2	0.0	0.1	0.1	0.0	0.0
Sporting and athletic goods mfg.....	339920		2.2	0.0	0.1	0.1	0.0	0.0
Primary products.....		339920-P	2.2	0.0	0.1	0.1	0.0	0.0
Other sporting and athletic goods.....		339920-A	1.9	0.0	0.0	0.0	0.0	0.0
Golf equipment, excluding apparel and shoes.....		339920-4	-	0.0	0.0	0.5	-	-
Playground equipment.....		339920-5	6.7	0.0	0.7	0.0	0.0	0.0
Gymnasium and exercise equipment.....		339920-7	0.0	0.0	0.0	0.0	0.0	0.0
Secondary products and miscellaneous receipts.....		339920-SM						
Secondary products.....		339920-S	2.5	0.0	2.0	0.0	0.0	0.0
Doll, toy & game mfg.....	33993		0.9	-0.3	0.0	0.0	0.0	0.0
Doll, toy, and game mfg.....	339930		0.9	-0.3	0.0	0.0	0.0	0.0
Primary products.....		339930-P	2.0	0.0	0.0	0.0	0.0	0.0
Models (operating & static), craft kits/supply, natural science kits, & collectors' miniatures.....		339930-6	1.6	0.0	0.0	0.0	0.0	0.0
Other nonelectronic toys, including parts.....		339930-8	3.2	0.0	0.0	0.0	0.0	0.0
Secondary products and miscellaneous receipts.....		339930-SM						
Office supplies (exc paper) mfg.....	33994		3.1	0.2	-0.2	0.3	-0.2	0.2
Office supplies, except paper, mfg.....	339940		3.1	0.2	-0.2	0.3	-0.2	0.2
Primary products.....		339940-P	2.9	0.2	-0.2	0.3	-0.2	0.3
Lead pencils, art goods, office supplies & small office equipment, excluding paper.....		339940-2	2.6	0.0	0.0	0.0	0.0	0.0
Marking devices.....		339940-3	4.6	0.0	-0.5	2.1	0.0	0.0
Secondary products and miscellaneous receipts.....		339940-SM						
Miscellaneous receipts.....		339940-M	6.2	0.0	0.0	1.0	0.0	0.0
Secondary Products.....		339940-S	4.9	0.4	0.0	0.0	0.0	0.0
Sign mfg.....	33995		4.8	0.0	0.0	0.9	0.0	0.3
Sign mfg.....	339950		4.8	0.0	0.0	0.9	0.0	0.3
Primary products.....		339950-P	4.9	0.0	0.0	1.0	0.0	0.2
Nonelectric signs and displays, including trade show exhibits.....		339950-4	5.5	0.0	0.0	1.8	0.0	0.4
Secondary products and miscellaneous receipts.....		339950-SM						
All other misc mfg.....	33999		2.3	0.0	0.0	0.1	0.2	0.1
Gasket, packing, and sealing device mfg.....	339991		3.2	0.0	0.1	0.0	0.3	0.0
Primary products.....		339991-P	3.3	0.0	0.1	0.0	0.3	0.0
Compression packing.....		339991-1	-	0.0	0.0	0.0	-	-
Molded packing and seals.....		339991-2	3.1	0.0	0.0	0.0	0.0	0.0

See footnotes at end of table.

Table 12. Producer price index percentage changes for the net output of selected industries and their products, not seasonally adjusted — Continued
 [December 2023]

Title ¹	Industry code	Product code	Unadjusted 12-month percent change ²	Unadjusted 1-month percent change ²				
				Dec. 2022 to Dec. 2023 ^P	July to Aug.	Aug. to Sept. ^P	Sept. to Oct. ^P	Oct. to Nov. ^P
Gasket, packing, and sealing device mfg - Continued								
Nonmetallic gaskets and gasketing.....		339991-3	3.3	0.1	0.0	0.0	0.9	0.0
Metallic gaskets and machined seals.....		339991-7	1.9	0.0	0.0	0.0	0.0	0.0
Rotary oil seals.....		339991-9	3.8	0.0	0.5	0.0	0.0	0.0
Secondary products and miscellaneous receipts.....		339991-SM						
Miscellaneous receipts.....		339991-M	1.3	0.0	0.0	0.0	0.0	0.0
Secondary products.....		339991-S	—	0.0	0.1	0.0	—	—
Musical instrument mfg.....	339992		3.2	0.0	0.0	0.1	0.0	0.0
Primary products.....		339992-P	3.2	0.0	0.0	0.1	0.0	0.0
Nonelectronic pianos, organs, and nonelectronic pianos and organ parts, excluding benches.....		339992-A	2.6	0.0	0.0	0.0	0.0	0.0
Other musical instruments and parts.....		339992-7	3.3	0.0	0.0	0.1	0.0	0.0
Other electronic musical instruments, excluding electronic organs.....		339992-71	2.2	0.0	0.0	0.1	0.0	0.0
Other nonelectronic musical instruments.....		339992-72	3.5	0.0	0.0	0.0	0.0	0.0
Parts and accessories for other musical instruments, sold separately, excl. benches & cases.....		339992-73	5.0	0.0	0.0	0.0	0.0	0.0
Secondary products and miscellaneous receipts.....		339992-SM						
Miscellaneous receipts.....		339992-M	6.1	0.0	0.0	0.0	0.0	0.0
Fastener, button, needle, and pin mfg.....	339993		5.1	0.0	1.8	0.0	0.0	1.9
Primary products.....		339993-P	5.1	0.0	1.8	0.0	0.0	2.0
Fasteners, zippers, buttons, needles, pins, and buckles (except precious metal) ..		339993-0	5.1	0.0	1.8	0.0	0.0	2.0
Secondary products and miscellaneous receipts.....		339993-SM						
Broom, brush, and mop mfg.....	339994		2.8	0.0	0.0	0.1	0.9	0.0
Primary products.....		339994-P	2.8	0.0	0.0	0.1	0.9	0.0
Brooms, mops and dusters.....		339994-1	3.8	0.0	0.0	0.0	3.3	0.0
Brooms.....		339994-11	—	—	—	—	—	0.0
Mops and dusters, including refills.....		339994-13	0.0	0.0	0.0	0.0	0.0	0.0
Paint and varnish brushes, paint holders, pads, roller frames and rollers.....		339994-3	3.2	0.0	0.0	0.0	0.0	0.0
Paint and varnish brushes.....		339994-31	4.9	0.0	0.0	0.0	0.0	0.0
Paint holders, pads, roller frames and rollers.....		339994-32	1.8	0.0	0.0	0.0	0.0	0.0
Other types of brushes.....		339994-5	2.2	0.0	0.0	0.2	0.0	0.0
Personal brushes.....		339994-51	0.3	0.0	0.0	0.0	0.0	0.0
All other types of brushes, except personal.....		339994-52	3.4	0.0	0.0	0.3	0.0	0.0
Secondary and miscellaneous receipts.....		339994-SM						
Burial casket mfg.....	339995		-0.3	-0.3	-1.8	0.0	0.0	0.0
Primary products.....		339995-P	-0.3	-0.3	-1.8	0.0	0.0	0.0
Metal burial caskets and coffins, completely lined and trimmed, adult sizes only. ..		339995-1	-4.1	-0.5	-1.1	0.0	0.0	0.0
Secondary products and miscellaneous receipts.....		339995-SM						
All other miscellaneous mfg.....	339999		1.5	0.0	0.0	0.1	0.0	0.1
Primary products.....		339999-P	1.6	0.0	0.0	0.1	0.0	0.1
Mirror and picture frames and framed pictures.....		339999-E	—	0.0	0.0	0.0	—	—
All other miscellaneous fabricated products, incl. fire extinguishers and umbrellas.....		339999-L	2.2	0.0	-0.1	0.1	0.0	0.2
Candles, including tapers.....		339999-5	0.0	0.0	0.0	0.0	0.0	0.0
Secondary products and miscellaneous receipts.....		339999-SM						
Secondary products.....		339999-S	-3.0	-0.1	0.2	0.5	0.1	0.3
Services industries								
Merchant wholesalers, durable goods.....	423		5.6	-0.4	-0.9	1.4	0.3	0.2
Motor vehicle and parts merchant wholesalers.....	4231		11.0	0.5	-4.1	4.0	-0.5	0.2
Motor vehicle and parts merchant wholesalers.....	42310		11.0	0.5	-4.1	4.0	-0.5	0.2
Motor vehicle and parts merchant wholesalers.....	423100		11.0	0.5	-4.1	4.0	-0.5	0.2
Primary services.....		423100-P	10.6	0.5	-4.2	4.2	-0.5	0.2
Motor vehicle and parts wholesaler services.....		423100-1	10.6	0.5	-4.2	4.2	-0.5	0.2
Furniture and home furnishing merchant wholesalers.....	4232		-10.9	-4.2	2.5	-2.7	-6.3	0.1
Furniture and home furnishing merchant wholesalers.....	42320		-10.9	-4.2	2.5	-2.7	-6.3	0.1
Furniture and home furnishing merchant wholesalers.....	423200		-10.9	-4.2	2.5	-2.7	-6.3	0.1
Primary services.....		423200-P	-10.9	-4.2	2.5	-2.7	-6.3	0.1
Furniture and home furnishing wholesaler services.....		423200-1	-10.9	-4.2	2.5	-2.7	-6.3	0.1
Lumber and other construction materials merchant wholesalers.....	4233		-5.8	1.2	0.0	-0.4	-1.2	0.2
Lumber and other construction materials merchant wholesalers.....	42330		-5.8	1.2	0.0	-0.4	-1.2	0.2

See footnotes at end of table.

Table 12. Producer price index percentage changes for the net output of selected industries and their products, not seasonally adjusted — Continued
 [December 2023]

Title ¹	Industry code	Product code	Unadjusted 12-month percent change ²	Unadjusted 1-month percent change ²				
			Dec. 2022 to Dec. 2023 ^P	July to Aug.	Aug. to Sept. ^P	Sept. to Oct. ^P	Oct. to Nov. ^P	Nov. to Dec. ^P
Lumber and other construction materials merchant wholesalers.....	423300		-5.8	1.2	0.0	-0.4	-1.2	0.2
Primary services.....		423300-P	-6.0	1.2	0.0	-0.4	-1.3	0.2
Lumber and other construction material wholesaler services.....		423300-1	-6.0	1.2	0.0	-0.4	-1.3	0.2
Other receipts.....		423300-SM	—	1.0	0.0	0.0	0.0	0.0
Professional and commercial equipment and supplies merchant wholesalers.....	4234		7.6	2.1	-2.1	1.5	-1.9	2.6
Professional and commercial equipment and supplies merchant wholesalers.....	42340		7.6	2.1	-2.1	1.5	-1.9	2.6
Professional and commercial equipment and supplies merchant wholesalers.....	423400		7.6	2.1	-2.1	1.5	-1.9	2.6
Primary services.....		423400-P	6.0	1.9	-2.4	1.7	-2.4	3.1
Professional and commercial equipment and supplies wholesaler services.....		423400-1	6.0	1.9	-2.4	1.7	-2.4	3.1
Other receipts.....		423400-SM	—	3.2	0.1	0.8	1.1	0.0
Metal and mineral (except petroleum) merchant wholesalers.....	4235		15.2	-6.5	-3.5	9.5	2.4	2.7
Metal and mineral (except petroleum) merchant wholesalers.....	42350		15.2	-6.5	-3.5	9.5	2.4	2.7
Metal and mineral (except petroleum) merchant wholesalers.....	423500		15.0	-6.5	-3.5	9.5	2.4	2.6
Primary services.....		423500-P	13.8	-6.8	-3.6	9.8	2.1	2.0
Metals and minerals wholesaler services.....		423500-1	13.8	-6.8	-3.6	9.8	2.1	2.0
Household appliances and electrical and electronic goods merchant wholesalers.....	4236		7.8	-1.2	4.5	-4.1	5.7	-1.6
Household appliances and electrical and electronic goods merchant wholesalers.....	42360		7.8	-1.2	4.5	-4.1	5.7	-1.6
Household appliances and electrical and electronic goods merchant wholesalers.....	423600		7.8	-1.2	4.5	-4.1	5.7	-1.6
Primary services.....		423600-P	8.6	-0.6	2.7	-1.0	4.5	-1.8
Household appliances, electrical, and electronics wholesaler services.....		423600-1	8.6	-0.6	2.7	-1.0	4.5	-1.8
Hardware, plumbing and heating equipment and supplies merchant wholesalers.....	4237		2.3	1.1	-2.6	5.5	1.2	-2.4
Hardware, plumbing and heating equipment and supplies merchant wholesalers.....	42370		2.3	1.1	-2.6	5.5	1.2	-2.4
Hardware, plumbing, and heating equipment and supplies merchant wholesalers.....	423700		2.3	1.0	-2.6	5.5	1.2	-2.4
Primary services.....		423700-P	2.5	1.3	-2.6	5.5	1.2	-2.4
Hardware, plumbing, and heating equipment and supplies wholesaler services.....		423700-1	2.5	1.3	-2.6	5.5	1.2	-2.4
Machinery, equipment, and supplies merchant wholesalers.....	4238		-1.0	-0.6	-0.7	1.2	-1.9	0.0
Machinery, equipment, and supplies merchant wholesalers.....	42380		-1.0	-0.6	-0.7	1.2	-1.9	0.0
Machinery and supply merchant wholesalers.....	423800		-1.0	-0.5	-0.8	1.2	-1.9	0.0
Primary services.....		423800-P	-2.1	0.4	-1.4	1.6	-2.4	-0.2
Machinery and supply wholesaler services.....		423800-1	-2.1	0.4	-1.4	1.6	-2.4	-0.2
Other receipts.....		423800-SM	4.4	-4.9	2.3	-1.0	0.2	0.9
Miscellaneous durable goods merchant wholesalers (except materials recyclers).....	4239		0.3	-0.6	1.0	-1.3	-1.4	-0.3
Miscellaneous durable goods merchant wholesalers (except materials recyclers).....	42390		0.3	-0.6	1.0	-1.3	-1.4	-0.3
Miscellaneous durable goods, except recyclable material, merchant wholesalers.....	423900		0.3	-0.6	1.0	-1.3	-1.4	-0.3
Primary services.....		423900-P	0.2	-0.6	1.0	-1.3	-1.4	-0.3
Miscellaneous durable goods wholesaler services.....		423900-1	0.2	-0.6	1.0	-1.3	-1.4	-0.3
Merchant wholesalers, nondurable goods.....	424		4.4	-1.0	-1.3	1.8	-0.3	-0.2
Paper and paper product merchant wholesalers.....	4241		1.0	1.0	0.2	-0.3	0.2	0.1
Paper and paper product merchant wholesalers.....	42410		1.0	1.0	0.2	-0.3	0.2	0.1
Paper and paper product merchant wholesalers.....	424100		0.9	1.0	0.2	-0.3	0.2	0.1
Primary services.....		424100-P	0.3	1.0	0.2	-0.3	0.1	0.1
Paper wholesaler services.....		424100-1	0.3	1.0	0.2	-0.3	0.1	0.1
Wholesaling of paper and paper products.....		424100-11	-2.3	0.8	-0.2	-0.4	0.0	0.2
Wholesaling of all other goods, except paper and paper products.....		424100-12	24.0	2.2	2.5	0.5	0.8	-0.2
Drugs and druggists' sundries merchant wholesalers.....	4242		2.8	-1.9	-1.7	1.3	1.6	-0.7
Drugs and druggists' sundries merchant wholesalers.....	42420		2.8	-1.9	-1.7	1.3	1.6	-0.7
Drugs and druggists' sundries merchant wholesalers.....	424200		2.8	-1.9	-1.7	1.3	1.6	-0.7
Primary products.....		424200-P	2.8	-1.9	-1.7	1.3	1.6	-0.7
Wholesaling of pharmaceuticals.....		424200-1	-1.7	-3.5	-2.8	5.2	0.7	-0.3
Wholesaling of all other goods, except pharmaceuticals.....		424200-2	9.3	0.1	-0.3	-3.4	2.8	-1.3
Apparel and piece goods merchant wholesalers.....	4243		6.3	6.0	2.9	1.4	0.7	-6.2
Apparel and piece goods merchant wholesalers.....	42430		6.3	6.0	2.9	1.4	0.7	-6.2
Apparel and piece goods merchant wholesalers.....	424300		6.3	6.0	2.9	1.4	0.7	-6.2
Primary services.....		424300-P	6.3	6.1	3.0	1.4	0.7	-6.2
Apparel wholesaler services.....		424300-1	6.3	6.1	3.0	1.4	0.7	-6.2

See footnotes at end of table.

Table 12. Producer price index percentage changes for the net output of selected industries and their products, not seasonally adjusted — Continued
 [December 2023]

Title ¹	Industry code	Product code	Unadjusted 12-month percent change ²	Unadjusted 1-month percent change ²				
				Dec. 2022 to Dec. 2023 ^P	July to Aug.	Aug. to Sept. ^P	Sept. to Oct. ^P	Oct. to Nov. ^P
Apparel and piece goods merchant wholesalers - Continued								
Wholesaling of apparel.....		424300-11	8.3	6.0	3.6	1.7	1.1	-4.8
Grocery and related product merchant wholesalers.....	4244		4.0	-3.6	-2.3	0.7	0.5	-0.6
Grocery and related product merchant wholesalers.....	42440		4.0	-3.6	-2.3	0.7	0.5	-0.6
Grocery and related product merchant wholesalers.....	424400		4.0	-3.6	-2.3	0.7	0.5	-0.6
Primary services.....		424400-P	4.1	-3.6	-2.3	0.7	0.5	-0.6
Grocery and related product wholesaler services.....		424400-1	4.1	-3.6	-2.3	0.7	0.5	-0.6
Wholesaling of fresh meat, seafood, dairy, and fruits and vegetables.....		424400-11	-2.9	-3.5	-1.7	-0.7	4.7	-1.6
Wholesaling of packaged frozen and canned foods.....		424400-12	6.7	-6.9	2.3	1.1	-0.3	-0.2
Wholesaling of baked goods, non-alcoholic beverages, and all other groceries...		424400-13	4.7	-2.8	-3.8	2.0	-1.1	0.0
Wholesaling of all other goods, except groceries.....		424400-14	17.1	0.9	-9.2	-0.8	-3.0	-0.8
Farm product raw material merchant wholesalers.....	424500		-	12.0	-18.8	15.3	-30.1	-6.8
Primary services.....		424500-P	-	12.6	-19.7	16.2	-31.5	-7.3
Farm product raw material wholesaler services.....		424500-1	-	12.6	-19.7	16.2	-31.5	-7.3
Wholesaling of grain and field beans.....		424500-11	-	13.7	-32.8	16.8	-46.3	-
Wholesaling of all other goods.....		424500-13	4.1	10.2	7.7	15.4	-12.0	-7.3
Chemicals and allied products merchant wholesalers.....	4246		-0.7	1.2	-1.8	4.6	1.4	-0.1
Chemicals and allied products merchant wholesalers.....	42460		-0.7	1.2	-1.8	4.6	1.4	-0.1
Chemicals and allied products merchant wholesalers.....	424600		-0.7	1.2	-1.8	4.6	1.4	-0.1
Primary services.....		424600-P	-0.5	1.2	-1.9	4.7	1.4	-0.1
Wholesaling of chemicals, plastics, and allied products.....		424600-1	1.0	1.3	-2.0	5.3	2.0	-0.1
Wholesaling of all other goods, except chemicals, plastics, and allied products.		424600-2	-7.1	0.6	-1.7	2.3	-1.1	0.0
Petroleum and petroleum products merchant wholesalers.....	4247		7.1	-3.3	0.9	2.3	-1.1	1.5
Petroleum and petroleum products merchant wholesalers.....	42470		7.1	-3.3	0.9	2.3	-1.1	1.5
Petroleum and petroleum products merchant wholesalers.....	424700		7.1	-3.3	0.9	2.3	-1.1	1.5
Primary services.....		424700-P	7.1	-3.3	0.9	2.3	-1.1	1.6
Wholesaling of petroleum products.....		424700-1	7.8	-3.5	1.0	2.4	-1.2	1.8
Wholesaling of all other goods, except petroleum products.....		424700-2	-17.5	5.6	-3.1	0.5	4.3	-8.2
Beer, wine, and distilled alcoholic beverage merchant wholesalers.....	4248		2.6	0.4	0.1	1.0	0.6	-0.1
Beer, wine, and distilled alcoholic beverage merchant wholesalers.....	42480		2.6	0.4	0.1	1.0	0.6	-0.1
Beer, wine, and distilled alcoholic beverage merchant wholesalers.....	424800		2.6	0.4	0.1	1.0	0.6	-0.1
Primary services.....		424800-P	2.6	0.4	0.1	1.0	0.6	-0.1
Alcoholic beverage wholesaler services.....		424800-1	2.6	0.4	0.1	1.0	0.6	-0.1
Wholesaling of beer, wine, and distilled alcoholic beverages.....		424800-11	2.6	0.3	0.1	1.0	0.7	-0.1
Wholesaling of all other goods, except alcoholic beverages.....		424800-12	2.6	1.1	1.0	-0.2	-1.7	0.8
Miscellaneous nondurable goods merchant wholesalers.....	4249		23.9	3.9	0.5	0.2	5.3	0.8
Miscellaneous nondurable goods merchant wholesalers.....	42490		23.9	3.9	0.5	0.2	5.3	0.8
Miscellaneous nondurable goods merchant wholesalers.....	424900		23.9	3.9	0.5	0.2	5.3	0.8
Primary services.....		424900-P	23.7	4.0	0.5	0.2	5.4	0.9
Miscellaneous nondurable good wholesaler services.....		424900-1	23.7	4.0	0.5	0.2	5.4	0.9
Material recyclers.....	429930		12.2	1.1	1.2	-1.3	1.1	7.0
Primary products.....		429930-P	16.1	0.9	1.4	-1.2	2.2	8.6
Ferrous metal scrap.....		429930-1	19.7	0.9	0.7	-2.2	3.9	11.3
Carbon steel scrap.....		429930-11	21.6	1.1	0.6	-2.0	4.7	10.7
Carbon steel scrap bundles.....		429930-112	33.9	0.1	-11.6	0.0	8.3	19.6
Shredded carbon steel scrap.....		429930-113	18.6	-0.1	0.8	-2.6	5.1	10.1
Cut plate and structural scrap.....		429930-114	-	2.9	0.7	-2.0	4.6	-
Stainless and alloy steel scrap.....		429930-12	-	0.5	0.9	-4.3	-1.7	-
Cast iron scrap.....		429930-13	-	-	-	-0.9	-	-
Nonferrous metal scrap.....		429930-2	-5.6	0.3	-1.4	-1.7	-0.1	5.8
Copper base scrap.....		429930-21	1.5	-1.1	-0.6	-3.5	1.4	4.8
No 1 copper wire, heavy.....		429930-211	-	-0.9	0.1	-4.6	1.2	-
No 2 copper wire, mixed.....		429930-212	1.0	-0.9	-2.2	-3.3	1.5	5.4
Yellow brass scrap.....		429930-213	-	-2.0	-1.3	-0.6	-	-
Used beverage can scrap.....		429930-223	-	1.7	-5.5	-0.2	0.6	-
Other nonferrous scrap (including lead, zinc and precious metals).....		429930-23	-25.0	1.4	-2.2	-1.6	-5.7	8.9
Recyclable paper.....		429930-3	-	2.3	10.0	10.8	0.6	-
News and other low grade recyclable paper.....		429930-31	-	-7.7	9.2	7.8	0.4	-
Corrugated recyclable paper.....		429930-33	-	6.0	8.5	12.1	1.3	-

See footnotes at end of table.

Table 12. Producer price index percentage changes for the net output of selected industries and their products, not seasonally adjusted — Continued
 [December 2023]

Title ¹	Industry code	Product code	Unadjusted 12-month percent change ²	Unadjusted 1-month percent change ²				
				Dec. 2022 to Dec. 2023 ^P	July to Aug.	Aug. to Sept. ^P	Sept. to Oct. ^P	Oct. to Nov. ^P
Material recyclers - Continued								
High grade recyclable paper (including pulp substitutes and deinking).....		429930-34	-	-4.0	14.7	7.8	-1.3	-
Recyclable materials, excluding metals and paper.....		429930-4	-10.2	-0.6	-0.3	-7.6	-11.4	12.9
Recyclable plastics.....		429930-42	-	-5.5	-2.9	0.6	9.7	-
Other receipts.....		429930-SM1						
Motor vehicle and parts dealers.....	441		-15.0	0.0	-0.3	-3.1	-1.6	-2.5
Automobile dealers.....	4411		-20.4	0.1	-0.8	-4.1	-3.0	-3.1
New car dealers.....	44111		-20.4	0.1	-0.8	-4.1	-3.0	-3.1
New car dealers.....	441110		-21.8	0.6	-1.0	-4.3	-2.9	-3.5
Primary services.....		441110-P	-24.6	1.7	-1.6	-4.9	-2.7	-4.4
Vehicle sales.....		441110-1	-33.3	-0.6	-1.4	-6.7	-3.9	-6.1
New vehicle sales.....		441110-101	-35.6	-1.0	-1.3	-6.9	-3.3	-7.0
Used vehicle sales.....		441110-102	-15.6	1.9	-1.7	-5.6	-7.5	0.0
Service labor and parts.....		441110-2	9.7	8.8	-2.2	0.2	0.7	0.0
Other receipts.....		441110-SM	-8.2	-3.7	1.4	-1.8	-3.8	0.0
Recreational vehicle dealers.....	44121		10.8	-5.2	-2.6	-0.3	3.1	-2.6
Recreational vehicle dealers.....	441210		10.8	-5.2	-2.6	-0.3	3.1	-2.6
Primary services.....		441210-P	9.5	-5.7	-2.8	-1.0	3.1	-2.8
Recreational vehicle dealer services.....		441210-1	9.5	-5.7	-2.8	-1.0	3.1	-2.8
Boat dealers.....	441222		-21.2	-0.2	2.0	-0.9	-3.2	0.0
Primary services.....		441222-P	-23.6	-0.2	1.9	-1.3	-3.6	0.0
Boat dealer services.....		441222-1	-23.6	-0.2	1.9	-1.3	-3.6	0.0
Other receipts.....		441222-SM3	-	-	-	-	-	-
Automotive parts, accessories and tire retailers.....	4413		3.8	0.4	1.1	-0.7	2.6	-1.1
Automotive parts and accessories retailers.....	44133		4.6	0.5	1.4	-0.8	3.4	-1.3
Automotive parts and accessories retailers.....	441330		4.6	0.5	1.4	-0.8	3.4	-1.3
Primary services.....		441330-P	4.6	0.5	1.4	-0.8	3.4	-1.3
Automotive parts and accessories store services, in-store retailing.....		441330-A	4.6	0.5	1.4	-0.8	3.4	-1.3
Tire dealers.....	44134		2.2	0.3	0.5	-0.6	1.0	-0.7
Tire dealers.....	441340		2.2	0.3	0.5	-0.6	1.0	-0.7
Primary services.....		441340-P	2.2	0.3	0.5	-0.6	1.0	-0.7
Tire dealer services, in-store retailing.....		441340-A	2.2	0.3	0.5	-0.6	1.0	-0.7
Building material & garden supply retailers.....	444		2.2	-1.4	0.4	0.0	-2.6	0.1
Building material and supplies dealers.....	4441		2.8	-1.8	0.3	-0.1	-1.8	0.1
Building material and supplies dealers.....	44410		2.8	-1.8	0.3	-0.1	-1.8	0.1
Building materials and supplies dealers.....	444100		2.8	-1.8	0.3	-0.1	-1.8	0.1
Primary services.....		444100-P	2.8	-1.8	0.3	-0.1	-1.8	0.1
Building materials and supplies dealer services, in-store retailing.....		444100-A	-4.0	-2.5	0.4	0.4	-2.4	0.2
Retailing of building materials, paint, and hardware.....		444100-A1	-5.5	-3.2	0.8	0.5	-2.9	0.2
Retailing of all other goods.....		444100-A2	1.8	0.3	-0.9	0.1	-0.6	-0.1
Lawn and garden equip and supplies retailers.....	4442		-0.3	0.8	0.6	0.4	-6.3	0.0
Nursery, garden, and farm supply retailers.....	44424		-0.3	0.8	0.6	0.4	-6.3	0.0
Nursery, garden, and farm supply retailers.....	444240		-0.3	0.8	0.6	0.4	-6.3	0.0
Primary services.....		444240-P	-0.3	0.8	0.6	0.4	-6.3	0.0
Nursery, garden center, and farm supply store services, in-store retailing.....		444240-A	-0.3	0.8	0.6	0.4	-6.3	0.0
Food and beverage retailers.....	445		5.0	1.9	0.4	0.3	-0.3	-1.0
Grocery retailers.....	4451		5.4	2.2	0.3	0.1	-0.4	-1.4
Grocery (except convenience) retailers.....	44511		5.4	2.2	0.3	0.1	-0.4	-1.4
Supermarkets and other grocery stores.....	445110		5.4	2.2	0.3	0.1	-0.4	-1.4
Primary services.....		445110-P	5.4	2.2	0.3	0.1	-0.4	-1.4
Supermarket and other grocery store services.....		445110-3	5.4	2.2	0.3	0.1	-0.4	-1.4
Retailing of food and beverage products.....		445110-32	5.3	2.4	0.2	-0.1	0.0	-1.7
Retailing of fresh meats.....		445110-321	11.9	7.8	0.2	-5.5	3.8	-7.6
Retailing of fresh fruits and vegetables.....		445110-322	2.2	1.6	0.8	-2.5	-2.4	-3.8
Retailing of bakery products.....		445110-323	3.9	-0.7	1.8	-1.7	2.9	-0.3
Retailing of dairy products.....		445110-324	-7.6	-2.9	-3.3	-1.8	4.1	-0.5
Retailing of deli products.....		445110-325	1.8	-0.4	-0.1	2.0	-1.8	0.8

See footnotes at end of table.

Table 12. Producer price index percentage changes for the net output of selected industries and their products, not seasonally adjusted — Continued
 [December 2023]

Title ¹	Industry code	Product code	Unadjusted 12-month percent change ²	Unadjusted 1-month percent change ²				
			Dec. 2022 to Dec. 2023 ^P	July to Aug.	Aug. to Sept. ^P	Sept. to Oct. ^P	Oct. to Nov. ^P	Nov. to Dec. ^P
Supermarkets and other grocery stores - Continued								
Retailing of frozen food products.....		445110-326	1.7	0.6	1.7	0.6	-4.0	5.4
Retailing of alcoholic beverages.....		445110-327	-1.7	3.0	-0.6	4.3	0.2	-1.3
Retailing of all other food and beverage products.....		445110-328	9.9	2.8	0.5	2.5	-0.7	-0.6
Retailing of nonfood products.....		445110-33	5.5	1.1	1.2	1.2	-2.5	-0.2
Retailing of cleaning and paper products.....		445110-331	6.7	8.3	-0.1	0.0	-3.6	-1.4
Retailing of health and beauty products.....		445110-332	9.0	0.8	0.1	2.5	-1.9	1.3
Retailing of all other nonfood products.....		445110-333	1.6	-1.4	2.9	0.5	-2.6	-1.1
Specialty food retailers.....	4452		6.8	1.8	0.9	4.8	0.2	1.9
Specialty food retailers.....	445200		6.8	1.8	0.9	4.8	0.2	1.9
Primary services.....		445200-P	6.9	1.8	0.9	4.9	0.2	1.9
Specialty food retailer services, in-store retailing.....		445200-A	6.9	1.8	0.9	4.9	0.2	1.9
Beer, wine, and liquor retailers.....	4453		0.3	-0.2	0.5	-0.5	0.1	0.6
Beer, wine, and liquor retailers.....	44532		0.3	-0.2	0.5	-0.5	0.1	0.6
Beer, wine, and liquor retailers.....	445320		0.3	-0.2	0.5	-0.5	0.1	0.6
Primary services.....		445320-P	0.3	-0.2	0.5	-0.5	0.1	0.6
Beer, wine, and liquor retailer services, in-store retailing.....		445320-A	0.3	-0.2	0.5	-0.5	0.1	0.6
Retailing of beer, wine, and liquor.....		445320-A1	-2.1	-1.6	0.5	-0.4	-0.1	0.8
Retailing of all other goods and sales of prepared foods.....		445320-A2	15.7	7.9	0.5	-0.7	1.1	-0.1
Furniture, home furnishings, electronics, and appliance retailers.....	449		4.2	-0.5	0.6	1.7	-1.7	0.0
Furniture and Home Furnishings Retailers.....	4491		4.1	0.2	-0.2	0.4	1.2	-1.8
Furniture retailers.....	44911		2.9	0.3	-0.1	-0.4	2.4	-2.4
Furniture retailers.....	449110		2.9	0.3	-0.1	-0.4	2.4	-2.4
Primary services.....		449110-P	3.0	0.3	-0.2	-0.3	2.4	-2.6
Furniture retailer services, in-store retailing.....		449110-A	3.0	0.3	-0.2	-0.3	2.4	-2.6
Other receipts.....		449110-SM	-0.5	-0.5	1.3	-2.3	0.6	2.6
Floor covering retailers.....	44912		7.5	0.1	-0.3	2.6	-2.0	0.2
Floor covering retailers.....	449121		7.5	0.1	-0.3	2.6	-2.0	0.2
Primary services.....		449121-P	7.5	0.1	-0.3	2.6	-2.0	0.2
Floor covering retailer services, in-store retailing.....		449121-A	7.5	0.1	-0.3	2.6	-2.0	0.2
Electronics and appliance retailers.....	4492		4.5	-1.9	2.0	4.1	-7.0	3.5
Electronics and appliance retailers.....	44921		4.5	-1.9	2.0	4.1	-7.0	3.5
Electronics and appliance retailers.....	449210		4.5	-1.9	2.0	4.1	-7.0	3.5
Primary products.....		449210-P	5.1	-1.9	2.0	4.1	-7.0	3.5
Electronics and appliance retailers services, in-store retailing.....		449210-A	11.8	-1.6	-0.3	5.7	-9.1	4.8
Retailing of entertainment and communication products.....		449210-A1	29.6	-6.9	6.4	7.3	-1.2	-3.4
Retailing of computers, hardware, software, and supplies.....		449210-A2	2.8	-0.6	0.3	4.0	-6.1	8.6
Retailing of major household appliances.....		449210-A3	9.9	0.8	0.6	-2.9	7.3	0.7
Retailing of all other goods.....		449210-A4	2.1	5.1	-10.5	6.1	-27.4	16.3
Electronic and appliance retailers services, online retailing.....		449210-B	-6.2	-2.3	7.0	0.9	-2.7	0.8
General merchandise retailers.....	455		-2.9	-0.6	0.1	0.2	-2.3	0.1
Department stores.....	4551		2.7	-1.7	4.7	-2.1	-5.2	0.6
Department stores.....	45511		2.7	-1.7	4.7	-2.1	-5.2	0.6
Department stores.....	455110		2.7	-1.7	4.7	-2.1	-5.2	0.6
Primary services.....		455110-P	2.7	-1.7	4.7	-2.1	-5.2	0.6
Department store services, in-store retailing.....		455110-A	0.8	-1.5	2.4	-2.6	-1.7	-1.3
Department store services, online retailing.....		455110-B	6.7	-2.2	9.6	-1.3	-11.9	4.6
Other general merchandise retailers.....	4552		-3.8	-0.4	-0.6	0.6	-1.8	0.1
Other general merchandise retailers.....	45521		-3.8	-0.4	-0.6	0.6	-1.8	0.1
Warehouse clubs, supercenters, and other general merchandise retailers.....	455210		-3.8	-0.4	-0.6	0.6	-1.8	0.1
Primary services.....		455210-P	-3.8	-0.4	-0.6	0.6	-1.8	0.1
Warehouse clubs, supercenters, and other general merch. retailer services, in-store retailing.....		455210-A	0.0	-0.7	-1.1	1.1	-3.4	0.1
Warehouse clubs and supercenters.....		455210-A1	-0.1	-0.8	-1.3	1.3	-3.8	0.0
All other general merchandise stores.....		455210-A2	0.9	0.3	0.0	-0.1	0.0	1.2
Health and personal care retailers.....	456		0.8	1.5	-0.7	-0.1	-0.1	-0.8
Health and personal care retailers.....	4561		0.8	1.5	-0.7	-0.1	-0.1	-0.8

See footnotes at end of table.

Table 12. Producer price index percentage changes for the net output of selected industries and their products, not seasonally adjusted — Continued
 [December 2023]

Title ¹	Industry code	Product code	Unadjusted 12-month percent change ²	Unadjusted 1-month percent change ²				
			Dec. 2022 to Dec. 2023 ^P	July to Aug.	Aug. to Sept. ^P	Sept. to Oct. ^P	Oct. to Nov. ^P	Nov. to Dec. ^P
Pharmacies and drug retailers.....	45611		1.1	1.5	-0.9	-0.1	-0.4	-0.9
Pharmacies and drug retailers.....	456110		1.1	1.5	-0.9	-0.1	-0.4	-0.9
Primary services.....		456110-P	1.1	1.5	-0.9	-0.1	-0.4	-0.9
Pharmacy and drug retailer services, in-store retailing.....		456110-A	-1.8	0.4	-1.5	0.8	-0.6	-1.5
Retailing of prescription drugs.....		456110-A1	-6.4	-0.1	-3.3	1.7	-1.0	-2.0
Retailing of over-the-counter drugs and all other goods.....		456110-A2	11.7	1.8	3.2	-1.7	0.5	0.0
Retailing of over-the-counter drugs.....		456110-A21	27.7	5.3	11.5	-6.9	0.0	0.1
Retailing of all other goods.....		456110-A22	6.8	0.7	0.3	0.4	0.7	0.0
Optical goods retailers.....	45613		-4.0	1.3	1.4	-0.1	-0.4	0.0
Optical goods retailers.....	456130		-3.9	1.2	1.4	-0.1	-0.4	0.0
Primary services.....		456130-P	-4.2	1.4	1.6	-0.1	-0.4	0.0
Optical goods retailer services, in-store retailing.....		456130-A	-4.2	1.4	1.6	-0.1	-0.4	0.0
Food (health) supplement retailers.....	456191		1.8	1.0	-0.2	0.9	4.6	-1.0
Primary services.....		456191-P	1.8	1.0	-0.2	0.9	4.6	-1.0
Food (health) supplement store services, in-store retailing.....		456191-A	1.8	1.0	-0.2	0.9	4.6	-1.0
Gasoline Stations and Fuel Dealers.....	457		-5.6	3.6	-2.7	12.0	-5.0	5.6
Gasoline stations.....	4571		-6.6	4.8	-1.7	12.4	-6.4	5.2
Gasoline stations.....	45710		-6.6	4.8	-1.7	12.4	-6.4	5.2
Gasoline stations.....	457100		-6.6	4.8	-1.7	12.4	-6.5	5.2
Primary products.....		457100-P	-6.7	4.9	-1.8	12.8	-6.7	5.2
Gasoline station services.....		457100-1	-6.7	4.9	-1.8	12.8	-6.7	5.2
Retailing of automotive fuels and lubricants.....		457100-11	-15.9	7.2	-3.3	20.4	-7.9	3.7
Retailing of all other goods, sales of prepared foods, and repair services.....		457100-12	20.6	0.7	1.2	-1.2	-3.8	8.5
Fuel dealers.....	4572		1.6	-3.8	-9.0	9.5	5.8	8.4
Fuel dealers.....	45721		1.6	-3.8	-9.0	9.5	5.8	8.4
Fuel dealers.....	457210		1.6	-3.8	-9.0	9.5	5.8	8.4
Primary services.....		457210-P	1.5	-3.8	-9.2	9.7	5.9	8.4
Fuel dealer services.....		457210-1	1.5	-3.8	-9.2	9.7	5.9	8.4
Clothing and clothing accessories retailers.....	458		-1.9	6.6	8.7	0.3	-4.1	-4.0
Clothing retailers.....	4581		-3.1	1.3	16.6	2.4	-5.3	-6.1
Clothing retailers.....	45811		-3.1	1.3	16.6	2.4	-5.3	-6.1
Clothing and clothing accessories retailers.....	458110		-3.1	1.3	16.6	2.4	-5.3	-6.1
Primary services.....		458110-P	-3.1	1.3	16.6	2.4	-5.3	-6.1
Clothing and clothing accessories retailer services, in-store retailing.....		458110-A	-4.5	0.6	16.7	3.1	-6.2	-5.3
Retailing of apparel.....		458110-A1	-7.6	1.2	15.2	2.9	-9.1	-6.1
Retailing of men's apparel.....		458110-A11	-0.1	5.1	5.3	-0.3	-6.6	-5.4
Retailing of women's apparel.....		458110-A12	-13.2	-2.5	20.7	2.6	-11.5	-6.5
Retailing of children's apparel.....		458110-A13	3.0	9.0	15.1	10.7	-4.4	-6.1
Retailing of all other goods.....		458110-A2	3.3	-1.0	20.9	3.6	1.4	-3.3
Shoe retailers.....	4582		-5.0	30.9	-4.5	-8.5	-5.2	-0.8
Shoe retailers.....	45821		-5.0	30.9	-4.5	-8.5	-5.2	-0.8
Shoe retailers.....	458210		-5.0	30.9	-4.5	-8.5	-5.2	-0.8
Primary services.....		458210-P	-5.0	30.9	-4.5	-8.5	-5.2	-0.8
Shoe retailer services, in-store retailing.....		458210-A	-5.0	30.9	-4.5	-8.5	-5.2	-0.8
Jewelry retailers.....	4583		6.1	1.0	-0.9	2.4	1.9	0.2
Jewelry retailers.....	45831		6.1	1.0	-0.9	2.4	1.9	0.2
Jewelry retailers.....	458310		6.1	1.0	-0.9	2.4	1.9	0.2
Primary services.....		458310-P	6.1	1.0	-0.9	2.4	1.9	0.2
Jewelry retailer services, in-store retailing.....		458310-A	9.1	1.3	-1.1	2.9	1.2	0.3
Sporting goods and hobby retailers.....	4591		-2.2	-0.5	-5.2	7.6	-4.5	-4.7
Sporting goods retailers.....	45911		-2.9	-1.2	-7.0	10.8	-6.1	-6.4
Sporting goods retailers.....	459110		-2.9	-1.2	-7.0	10.8	-6.1	-6.4
Primary services.....		459110-P	-2.9	-1.2	-7.1	11.0	-6.2	-6.6
Sporting goods store services, in-store retailing.....		459110-A	-4.1	-1.5	-9.3	14.7	-8.1	-8.7
Retailing of sporting goods.....		459110-A1	1.9	2.0	-4.4	4.8	-6.8	4.1
Hobby, toy, and game retailers.....	45912		-0.5	1.7	0.0	-1.1	0.2	0.1

See footnotes at end of table.

Table 12. Producer price index percentage changes for the net output of selected industries and their products, not seasonally adjusted — Continued
 [December 2023]

Title ¹	Industry code	Product code	Unadjusted 12-month percent change ²	Unadjusted 1-month percent change ²				
			Dec. 2022 to Dec. 2023 ^P	July to Aug.	Aug. to Sept. ^P	Sept. to Oct. ^P	Oct. to Nov. ^P	Nov. to Dec. ^P
Hobby, toy, and game retailers.....	459120		-0.5	1.7	0.0	-1.1	0.2	0.1
Primary services.....		459120-P	-0.5	1.7	0.0	-1.1	0.2	0.1
Hobby, toy, and game store services, in-store retailing.....		459120-A	-0.1	0.0	-0.1	0.0	0.0	0.0
Retailing of hobby and craft goods, toys, and games (including video games).....		459120-A1	0.0	0.0	0.0	0.0	0.0	0.0
Retailing of all other goods.....		459120-A2	-0.2	0.0	-0.2	0.0	0.0	0.0
Book retailers and news dealers.....	4592		5.7	-0.9	0.4	-0.3	0.9	0.0
Book retailers and news dealers.....	45921		5.7	-0.9	0.4	-0.3	0.9	0.0
Book retailers and news dealers.....	459210		5.7	-0.9	0.4	-0.3	0.9	0.0
Primary services.....		459210-P	5.7	-0.9	0.4	-0.3	0.9	0.0
Book retailer and news dealer services, in-store retailing.....		459210-A	7.8	-1.2	0.5	-0.4	1.2	0.0
Retailing of books.....		459210-A1	11.7	-1.8	0.7	-0.6	1.7	0.0
Retailing of all other goods.....		459210-A2	-1.4	0.6	0.0	0.0	0.0	0.0
Office supplies, stationery, and gift retailers.....	4594		-7.5	-0.4	0.0	0.4	0.1	0.1
Office supplies, stationery, and gift retailers.....	45940		-7.5	-0.4	0.0	0.4	0.1	0.1
Office supplies, stationery, and gift retailers.....	459400		-7.5	-0.4	0.0	0.4	0.1	0.1
Primary services.....		459400-P	-7.5	-0.4	0.0	0.4	0.1	0.1
Office supplies, stationery, and gift retailer services, in-store retailing.....		459400-A	3.4	-0.6	0.0	0.6	0.1	0.1
Air transportation.....	481		0.1	-4.7	-4.7	5.9	-1.5	0.9
Scheduled air transportation.....	4811		-0.4	-5.1	-5.3	6.6	-1.7	1.0
Scheduled air transportation.....	48111		-0.4	-5.1	-5.3	6.6	-1.7	1.0
Scheduled passenger air transportation.....	481111		-0.4	-5.3	-5.6	6.6	-1.8	1.0
Primary services.....		481111-P	-0.4	-5.3	-5.6	6.6	-1.8	1.0
Domestic.....		481111-1	2.1	-4.7	-1.2	7.9	-1.3	-0.9
Domestic first class, including business.....		481111-101	5.0	-2.8	4.4	8.7	2.8	-2.5
Domestic coach.....		481111-102	1.8	-4.9	-1.7	7.9	-1.6	-0.7
International.....		481111-2	-6.7	-6.7	-15.8	3.1	-3.4	6.5
International first class, including business.....		481111-201	-0.3	-10.5	7.8	4.8	-10.5	4.2
International coach.....		481111-202	-7.3	-6.4	-18.0	2.9	-2.5	6.8
Scheduled freight air transportation.....	481112		1.0	0.7	1.5	4.7	0.0	-0.2
Primary services.....		481112-P	-4.9	0.1	0.1	2.5	3.0	-0.1
Scheduled freight air transportation services.....		481112-1	-4.4	0.8	0.1	2.7	3.1	-0.2
Domestic scheduled freight air transportation services.....		481112-101	1.2	1.8	-1.7	3.3	-1.4	-3.7
International scheduled freight air transportation services.....		481112-102	-8.5	-0.2	1.8	2.1	7.3	2.8
Scheduled mail air transportation services.....		481112-2	-12.1	-10.2	0.6	0.4	0.2	0.5
Nonscheduled air transportation.....	4812		4.1	-0.2	1.0	0.7	1.0	0.0
Nonscheduled air transportation.....	48121		4.1	-0.2	1.0	0.7	1.0	0.0
Nonscheduled air passenger chartering.....	481211		5.2	-0.3	0.6	0.6	1.6	0.0
Primary services.....		481211-P	5.7	-0.3	0.6	0.7	1.8	0.0
Domestic nonscheduled air passenger services.....		481211-1	5.5	-0.4	0.8	0.9	2.2	0.0
International nonscheduled air passenger services.....		481211-2	6.5	0.1	0.0	0.0	0.0	0.0
Nonscheduled air freight chartering.....	481212		1.5	0.0	2.0	0.7	-0.7	0.0
Primary services.....		481212-P	1.6	0.0	2.1	0.8	-0.7	0.0
Domestic nonscheduled air freight services.....		481212-1	0.3	0.0	0.0	0.0	-0.2	0.0
International nonscheduled air freight services.....		481212-2	4.3	-0.1	6.2	2.2	-1.7	0.0
Rail transportation.....	482		1.0	0.4	0.7	1.2	0.4	0.0
Rail transportation.....	4821		1.0	0.4	0.7	1.2	0.4	0.0
Rail transportation.....	48211		1.0	0.4	0.7	1.2	0.4	0.0
Line-haul railroads.....	482111		1.0	0.4	0.7	1.2	0.4	0.0
Primary services.....		482111-P	1.0	0.4	0.7	1.2	0.4	0.0
Freight rail transportation.....		482111-4	1.1	0.4	0.7	1.2	0.4	0.0
Carload freight rail transportation.....		482111-411	3.0	0.0	0.3	1.3	0.4	-0.1
Intermodal freight rail transportation.....		482111-412	-6.2	2.3	2.2	0.9	0.3	0.1
Passenger rail transportation.....		482111-5	0.0	0.0	0.0	0.0	0.0	0.0
Coach service class.....		482111-506	0.0	0.0	0.0	0.0	0.0	0.0
All other service classes.....		482111-507	0.0	0.0	0.0	0.0	0.0	0.0
Water transportation.....	483		-2.4	2.5	-0.9	-2.3	0.3	-0.1
Deep sea freight transportation.....	483111		-9.6	3.6	-4.5	-5.5	1.6	0.0
Primary services.....		483111-P	-9.6	3.6	-4.5	-5.5	1.6	0.0

See footnotes at end of table.

Table 12. Producer price index percentage changes for the net output of selected industries and their products, not seasonally adjusted — Continued
 [December 2023]

Title ¹	Industry code	Product code	Unadjusted 12-month percent change ²	Unadjusted 1-month percent change ²				
			Dec. 2022 to Dec. 2023 ^P	July to Aug.	Aug. to Sept. ^P	Sept. to Oct. ^P	Oct. to Nov. ^P	Nov. to Dec. ^P
Deep sea freight transportation - Continued								
Deep sea freight transportation services.....		483111-5	-9.6	3.6	-4.5	-5.5	1.6	0.0
Coastal and Great Lakes freight transport.....	483113		1.3	2.0	2.0	-0.1	-0.7	0.2
Primary services.....		483113-P	1.2	2.1	2.0	-0.2	-0.7	0.2
Coastal and intercoastal freight transportation.....		483113-1	3.8	3.0	2.4	-0.6	-0.6	0.5
Great Lakes - St. Lawrence Seaway freight transportation.....		483113-2	-4.1	1.8	2.0	0.3	-0.6	-0.8
Coastal and intercoastal towing transportation.....		483113-3	-2.9	-0.3	0.7	0.9	-0.8	-0.3
Inland water transportation.....	4832		11.5	0.1	1.3	0.8	0.1	-1.1
Inland water transportation.....	48321		11.5	0.1	1.3	0.8	0.1	-1.1
Inland water freight transportation.....	483211		11.5	0.1	1.3	0.8	0.1	-1.1
Primary services.....		483211-P	11.7	0.1	1.3	0.8	0.1	-1.1
Inland water freight transportation services.....		483211-3	11.7	0.1	1.3	0.8	0.1	-1.1
Truck transportation.....	484		-5.6	-0.8	2.5	0.6	0.1	-1.0
General freight trucking.....	4841		-6.5	-1.3	3.4	0.9	0.4	-1.2
General freight trucking, local.....	48411		-5.9	-2.9	2.0	0.6	-1.1	4.0
General freight trucking, local.....	484110		-5.9	-2.9	2.0	0.6	-1.1	4.0
Primary services.....		484110-P	-11.5	0.2	0.6	0.1	-0.2	0.9
General freight trucking services, local.....		484110-1	-11.5	0.2	0.6	0.1	-0.2	0.9
General freight trucking, local, truckload.....		484110-15	-17.9	0.1	0.6	0.1	0.0	0.0
General freight trucking, local, less than truckload.....		484110-16	3.6	0.4	0.6	0.0	-0.6	2.7
General freight trucking, long-distance.....	48412		-6.6	-0.9	3.8	1.0	0.8	-2.5
General freight trucking, long-distance TL.....	484121		-9.3	-3.0	5.0	1.2	1.7	-2.7
Primary services.....		484121-P	-18.0	-0.3	1.9	-0.2	0.4	-3.0
General freight trucking, long-distance, truckload.....		484121-2	-18.0	-0.3	1.9	-0.2	0.4	-3.0
General freight trucking, long-distance LTL.....	484122		1.1	4.4	0.9	0.6	-1.4	-2.0
Primary services.....		484122-P	1.1	4.4	0.9	0.6	-1.4	-2.0
General freight trucking, long-distance less than truckload.....		484122-1	1.1	4.4	0.9	0.6	-1.4	-2.0
Specialized freight trucking.....	4842		-2.7	0.9	-0.1	-0.4	-0.8	-0.2
Used household and office goods moving.....	48421		-0.6	-1.4	-0.8	-1.0	-0.4	-0.3
Used household and office goods moving.....	484210		-0.6	-1.4	-0.8	-1.0	-0.4	-0.3
Primary services.....		484210-P	-0.6	-1.4	-0.8	-1.0	-0.4	-0.3
Used household and office goods moving, except local.....		484210-2	-0.4	-2.1	2.7	-1.4	-0.6	-0.4
Residential moving services, except local.....		484210-21	0.4	-2.5	2.7	-1.7	-0.6	-0.2
Commercial and other goods moving services, except local.....		484210-22	-5.7	0.0	2.3	0.6	-1.1	-1.7
Used household and office goods moving, local.....		484210-4	-0.9	0.0	-7.2	0.0	0.0	0.0
Residential moving services, local.....		484210-41	-1.7	0.0	-8.3	0.0	0.0	0.0
Commercial and other goods moving services, local.....		484210-42	3.8	0.0	-1.0	0.0	0.0	0.0
Specialized freight (except used) trucking, local.....	48422		-0.9	0.7	-0.7	0.1	-0.3	0.1
Specialized freight (except used goods) trucking, local.....	484220		-0.9	0.7	-0.7	0.1	-0.3	0.1
Primary services.....		484220-P	0.1	0.9	0.3	0.2	-0.3	0.1
Specialized freight (except used goods) trucking, local.....		484220-6	0.1	0.9	0.3	0.2	-0.3	0.1
Local hazardous materials trucking (except waste).....		484220-601	-2.4	3.5	1.8	0.0	-2.0	0.0
Local agricultural products trucking without storage.....		484220-602	-2.4	2.4	0.0	0.0	0.0	0.5
Dump trucking.....		484220-603	0.8	0.0	0.0	0.0	0.0	0.0
Local specialized trucking without storage.....		484220-604	2.0	0.0	0.0	0.7	0.0	0.0
Specialized freight (except used) trucking, long-distance.....	48423		-5.5	2.0	0.7	-0.7	-1.4	-0.4
Specialized freight (except used goods) trucking, long-distance.....	484230		-5.5	2.0	0.7	-0.7	-1.4	-0.4
Primary services.....		484230-P	-6.0	2.2	0.7	-0.9	-1.6	-0.5
Specialized freight (except used goods) trucking, long-distance.....		484230-6	-6.0	2.2	0.7	-0.9	-1.6	-0.5
Agricultural products trucking, long-distance.....		484230-602	2.5	8.8	1.8	0.8	-2.0	-0.5
All other specialized trucking, long-distance.....		484230-603	-7.2	1.3	0.6	-1.1	-1.5	-0.5
Pipeline Transportation.....	486		3.0	0.1	-0.2	-0.2	-0.1	0.0
Pipeline transportation of crude oil.....	4861		5.5	0.4	0.0	0.0	0.0	0.0
Pipeline transportation of crude oil.....	48611		5.5	0.4	0.0	0.0	0.0	0.0
Pipeline transportation of crude oil.....	486110		5.5	0.4	0.0	0.0	0.0	0.0
Primary services.....		486110-P	5.0	0.4	0.0	0.0	0.0	0.0
Pipeline transportation of crude oil.....		486110-3	5.0	0.4	0.0	0.0	0.0	0.0

See footnotes at end of table.

Table 12. Producer price index percentage changes for the net output of selected industries and their products, not seasonally adjusted — Continued
 [December 2023]

Title ¹	Industry code	Product code	Unadjusted 12-month percent change ²	Unadjusted 1-month percent change ²				
				Dec. 2022 to Dec. 2023 ^P	July to Aug.	Aug. to Sept. ^P	Sept. to Oct. ^P	Oct. to Nov. ^P
Pipeline transportation of crude oil - Continued								
Trans-Alaskan Pipeline System transportation.....		486110-311	9.2	0.0	0.0	0.0	0.0	0.0
Pipeline transportation of crude petroleum, except on the Trans-Alaskan Pipeline System.....		486110-312	4.8	0.5	0.0	0.0	0.0	0.0
Pipeline transportation of natural gas.....	4862		-0.9	0.0	-0.3	-0.4	-0.3	0.0
Pipeline transportation of natural gas.....	48621		-0.9	0.0	-0.3	-0.4	-0.3	0.0
Pipeline transportation of natural gas.....	486210		-0.9	0.0	-0.3	-0.4	-0.3	0.0
Primary services.....		486210-P	-0.9	0.0	-0.3	-0.4	-0.3	0.0
Pipeline transportation of natural gas services.....		486210-1	-0.9	0.0	-0.3	-0.4	-0.3	0.0
Other pipeline transportation.....	4869		11.4	0.0	0.1	0.0	0.2	0.0
Pipeline transportation of refined petroleum products.....	48691		11.4	0.0	0.1	0.0	0.2	0.0
Refined petroleum product pipeline transport.....	486910		11.4	0.0	0.1	0.0	0.2	0.0
Primary services.....		486910-P	11.4	0.0	0.1	0.0	0.2	0.0
Pipeline transportation of refined petroleum products.....		486910-1	11.4	0.0	0.1	0.0	0.2	0.0
Transportation support activities.....	488		-3.7	-3.5	0.8	1.3	-0.3	0.4
Air transportation support activities.....	4881		10.1	0.3	-0.2	1.8	-0.6	-0.4
Airport operations.....	48811		10.0	0.0	-2.4	1.6	-0.9	-0.4
Other airport operations.....	488119		10.0	0.0	-2.4	1.6	-0.9	-0.4
Primary services.....		488119-P	10.0	0.0	-2.4	1.6	-0.9	-0.4
Aeronautical services.....		488119-5	8.3	0.6	-0.4	2.4	0.7	-0.7
Landing fees.....		488119-501	8.9	-0.4	0.0	3.4	0.0	0.0
Terminal rental.....		488119-502	9.0	1.5	-0.8	2.9	1.4	-1.6
Other aeronautical services.....		488119-503	6.0	0.2	0.0	0.1	0.0	0.0
Non-aeronautical services.....		488119-6	11.8	-0.6	-4.5	0.7	-2.6	0.0
Airport parking.....		488119-601	7.8	0.0	0.0	0.4	0.0	0.0
Lease space for rental cars.....		488119-602	20.9	-2.2	-13.4	-3.5	-10.5	0.0
Lease space for concessions.....		488119-603	8.6	0.0	-6.0	1.4	-1.0	0.0
Other non-aeronautical services.....		488119-604	13.7	0.0	0.0	5.6	0.0	0.0
Other air transportation support activities.....	48819		10.4	0.8	3.4	2.1	-0.2	-0.4
Other support activities for air transport.....	488190		10.4	0.8	3.4	2.1	-0.2	-0.4
Primary services.....		488190-P	10.6	0.6	3.4	2.1	-0.1	-0.3
Other air transportation support activities.....		488190-5	10.6	0.6	3.4	2.1	-0.1	-0.3
Water transportation support activities.....	4883		4.1	0.4	0.0	0.9	0.4	0.7
Port and harbor operations.....	48831		2.4	1.1	-0.6	0.7	0.0	0.0
Port and harbor operations.....	488310		2.4	1.1	-0.6	0.7	0.0	0.0
Primary services.....		488310-P	2.7	1.2	-0.7	0.8	0.0	0.0
Port and harbor services.....		488310-1	2.7	1.2	-0.7	0.8	0.0	0.0
Marine cargo handling.....	48832		1.8	0.2	0.0	1.0	0.8	1.3
Marine cargo handling.....	488320		1.8	0.2	0.0	1.0	0.8	1.3
Primary services.....		488320-P	1.9	0.2	0.0	1.0	0.8	1.3
Movement of containers.....		488320-8	1.7	0.2	0.0	1.0	1.0	1.3
Other marine cargo handling.....		488320-9	3.4	0.2	0.0	0.8	-0.2	1.6
Navigational services to shipping.....	48833		10.3	0.1	0.5	0.9	-0.1	0.4
Navigational services to shipping.....	488330		10.3	0.1	0.5	0.9	-0.1	0.4
Primary services.....		488330-P	11.1	0.1	0.5	0.9	-0.1	0.4
Navigational services to shipping and salvage.....		488330-1	11.1	0.1	0.5	0.9	-0.1	0.4
Freight transportation arrangement.....	4885		-14.4	-7.7	1.9	1.2	-0.3	1.0
Freight transportation arrangement.....	48851		-14.4	-7.7	1.9	1.2	-0.3	1.0
Freight transportation arrangement.....	488510		-14.4	-7.7	1.9	1.2	-0.3	1.0
Primary services.....		488510-P	-15.2	-8.2	2.0	1.3	-0.3	1.0
Freight forwarding.....		488510-1	2.1	0.0	0.0	0.0	0.0	0.0
Arrangement of freight and cargo n.e.c.....		488510-2	-27.0	-15.4	4.1	2.5	-0.6	2.0
U.S. Postal Service.....	491		8.0	0.0	0.0	0.0	0.0	0.0
U.S. Postal Service.....	4911		8.0	0.0	0.0	0.0	0.0	0.0
U.S. Postal Service.....	49111		8.0	0.0	0.0	0.0	0.0	0.0
U.S. Postal Service.....	491110		8.0	0.0	0.0	0.0	0.0	0.0

See footnotes at end of table.

Table 12. Producer price index percentage changes for the net output of selected industries and their products, not seasonally adjusted — Continued
 [December 2023]

Title ¹	Industry code	Product code	Unadjusted 12-month percent change ²	Unadjusted 1-month percent change ²				
			Dec. 2022 to Dec. 2023 ^P	July to Aug.	Aug. to Sept. ^P	Sept. to Oct. ^P	Oct. to Nov. ^P	Nov. to Dec. ^P
U.S. Postal Service - Continued								
Primary services.....		491110-P	8.0	0.0	0.0	0.0	0.0	0.0
Mailing services (market dominant services).....		491110-7	10.5	0.0	0.0	0.0	0.0	0.0
First class mail.....		491110-71	9.4	0.0	0.0	0.0	0.0	0.0
Retail letters.....		491110-711	9.8	0.0	0.0	0.0	0.0	0.0
Commercial letters.....		491110-712	9.4	0.0	0.0	0.0	0.0	0.0
Retail and commercial flats.....		491110-713	10.9	0.0	0.0	0.0	0.0	0.0
Other first class mail and fees.....		491110-714	6.7	0.0	0.0	0.0	0.0	0.0
Periodicals mail.....		491110-72	12.0	0.0	0.0	0.0	0.0	0.0
Outside county.....		491110-721	12.0	0.0	0.0	0.0	0.0	0.0
Other periodicals mail and fees.....		491110-722	11.8	0.0	0.0	0.0	0.0	0.0
Standard class mail.....		491110-73	12.2	0.0	0.0	0.0	0.0	0.0
High density and saturation flats and parcels.....		491110-731	8.3	0.0	0.0	0.0	0.0	0.0
Carrier route basic mail.....		491110-732	16.8	0.0	0.0	0.0	0.0	0.0
Bulk letters.....		491110-733	9.3	0.0	0.0	0.0	0.0	0.0
Bulk flats.....		491110-734	14.2	0.0	0.0	0.0	0.0	0.0
Other standard mail and fees.....		491110-735	25.8	0.0	0.0	0.0	0.0	0.0
Package services mail.....		491110-74	9.2	0.0	0.0	0.0	0.0	0.0
Special services and fees.....		491110-75	10.7	0.0	0.0	0.0	0.0	0.0
Shipping services (competitive services).....		491110-8	2.2	0.0	0.0	0.0	0.0	0.0
Domestic priority mail.....		491110-81	-0.4	0.0	0.0	0.0	0.0	0.0
Other shipping services and shipping special services & fees.....		491110-82	4.2	0.0	0.0	0.0	0.0	0.0
Couriers and messengers.....	492		6.5	1.2	0.4	0.2	-0.5	-0.2
Couriers and express delivery services.....	4921		6.9	1.2	0.4	0.2	-0.5	-0.2
Couriers and express delivery services.....	49211		6.9	1.2	0.4	0.2	-0.5	-0.2
Couriers and express delivery services.....	492110		6.9	1.2	0.4	0.2	-0.5	-0.2
Primary services.....		492110-P	6.9	1.2	0.4	0.2	-0.5	-0.2
Standard courier services.....		492110-1	7.1	0.4	0.2	0.1	-0.2	0.1
Expedited courier services.....		492110-2	6.5	2.7	0.7	0.4	-1.1	-0.7
Domestic expedited courier services.....		492110-201	6.8	2.7	0.7	0.3	-1.1	-0.7
International expedited courier services.....		492110-202	5.7	2.6	0.7	0.5	-1.1	-0.7
Local messengers and local delivery.....	4922		-0.1	0.0	0.0	0.0	0.0	0.0
Local messengers and local delivery.....	49221		-0.1	0.0	0.0	0.0	0.0	0.0
Local messengers and local delivery.....	492210		-0.1	0.0	0.0	0.0	0.0	0.0
Primary services.....		492210-P	-0.1	0.0	0.0	0.0	0.0	0.0
Local messengers and local delivery services.....		492210-1	-0.1	0.0	0.0	0.0	0.0	0.0
Warehousing and storage.....	493		4.2	-1.4	2.6	-0.4	-0.8	-0.1
Warehousing and storage.....	4931		4.2	-1.4	2.6	-0.4	-0.8	-0.1
General warehousing and storage.....	49311		3.9	-1.0	2.6	-0.3	-0.7	-0.4
General warehousing and storage.....	493110		3.9	-1.0	2.6	-0.3	-0.7	-0.4
Primary services.....		493110-P	3.9	-1.0	2.6	-0.3	-0.7	-0.4
General warehousing and storage services.....		493110-1	3.9	-1.0	2.6	-0.3	-0.7	-0.4
Refrigerated warehousing and storage.....	49312		5.7	-3.4	2.7	-1.1	-1.4	0.9
Refrigerated warehousing and storage.....	493120		5.7	-3.4	2.7	-1.1	-1.4	0.9
Primary services.....		493120-P	5.7	-3.4	2.7	-1.1	-1.4	0.9
Warehousing and storage of refrigerated goods.....		493120-2	5.7	-3.4	2.7	-1.1	-1.4	0.9
Farm product warehousing and storage.....	49313		4.4	0.0	0.4	-0.1	0.0	0.0
Farm product warehousing and storage.....	493130		4.4	0.0	0.4	-0.1	0.0	0.0
Primary services.....		493130-P	4.8	0.0	0.5	0.0	0.0	0.0
Farm product warehousing and storage services.....		493130-1	4.8	0.0	0.5	0.0	0.0	0.0
Publishing industries.....	513		6.0	0.2	0.1	0.5	-1.0	1.6
Newspaper, book, and directory publishers.....	5131		3.4	-0.8	-0.3	-0.6	-0.2	1.1
Newspaper publishers.....	51311		1.1	-0.3	-0.2	-0.2	-0.1	2.6
Newspaper publishers.....	513110		1.1	-0.3	-0.2	-0.2	-0.1	2.6
Primary services.....		513110-P	1.1	-0.3	-0.2	-0.2	-0.1	2.6
Newspaper publishing.....		513110-1	1.1	-0.3	-0.2	-0.2	-0.1	2.6
Newspaper publishing from print publishers.....		513110-11	1.1	-0.3	-0.2	-0.2	-0.1	2.6
Newspaper advertising sales.....		513110-111	-5.3	-0.9	-0.8	-0.7	-0.4	0.0

See footnotes at end of table.

Table 12. Producer price index percentage changes for the net output of selected industries and their products, not seasonally adjusted — Continued
 [December 2023]

Title ¹	Industry code	Product code	Unadjusted 12-month percent change ²	Unadjusted 1-month percent change ²				
				Dec. 2022 to Dec. 2023 ^P	July to Aug.	Aug. to Sept. ^P	Sept. to Oct. ^P	Oct. to Nov. ^P
Newspaper publishers - Continued								
Newspaper advertising sales, print only.....		513110-1111	-6.4	-1.1	-1.0	-0.9	-0.5	0.0
Newspaper advertising sales, digital only and print and digital bundled. . . .		513110-1112	0.0	0.0	0.0	0.0	0.0	0.0
Newspaper subscription and single copy sales.....		513110-112	4.0	0.0	0.0	0.0	0.0	3.8
Newspaper subscriptions, print only.....		513110-1121	4.1	0.0	0.0	0.0	0.0	4.1
Newspaper subscriptions, online only and print and online bundled.....		513110-1122	2.6	0.2	0.3	0.5	0.4	-0.2
Periodical publishers.....	51312		0.4	-1.6	-1.3	-3.2	-1.5	0.0
Periodical publishers.....	513120		0.4	-1.6	-1.3	-3.1	-1.5	0.0
Primary services.....		513120-P	3.2	0.0	0.0	0.0	0.0	0.0
Periodical publishing.....		513120-1	3.2	0.0	0.0	0.0	0.0	0.0
Periodical publishing from print publishers.....		513120-11	3.2	0.0	0.0	0.0	0.0	0.0
Periodicals, advertising sales.....		513120-111	5.5	0.0	0.0	0.0	0.0	0.0
Periodicals, subscriptions and single copy sales.....		513120-112	0.3	0.0	0.0	0.0	0.0	0.0
Specialized business and professional periodicals, subscriptions and single copy sales.....		513120-1121	0.6	0.0	0.0	0.0	0.0	0.0
General and consumer periodicals, subscriptions and single copy sales. . . .		513120-1122	0.2	0.0	0.0	0.0	0.0	0.0
Book publishers.....	51313		6.9	-0.7	0.1	0.9	0.7	1.3
Book publishers.....	513130		6.9	-0.7	0.1	0.9	0.7	1.3
Primary services.....		513130-P	7.7	-0.8	0.1	1.0	0.7	1.5
Book publishing from print publishers.....		513130-1	7.7	-0.8	0.1	1.0	0.7	1.5
Print book publishing.....		513130-101	7.7	-0.8	0.1	1.0	0.7	1.5
General adult and juvenile book publishing.....		513130-1011	6.7	-2.0	0.4	-1.0	2.4	0.9
General adult book publishing.....		513130-10111	5.2	-0.2	0.1	-0.6	0.4	0.5
Juvenile book publishing.....		513130-10112	8.4	-3.9	0.6	-1.4	4.7	1.3
Textbook publishing, including teachers' editions and workbooks.....		513130-1012	3.8	-1.1	0.7	5.0	-0.4	0.3
College textbook publishing.....		513130-10121	-5.4	-3.9	2.6	-1.5	-1.4	1.3
Elementary and high school textbook publishing.....		513130-10122	7.3	0.0	0.0	7.3	0.0	0.0
Technical, scientific, and professional book publishing.....		513130-1013	10.6	0.0	0.0	0.0	0.5	0.1
General reference book publishing.....		513130-1014	12.3	0.7	-1.5	2.0	-0.6	12.4
Religious book publishing.....		513130-1015	6.0	0.4	0.0	0.3	-0.2	-0.2
Directory and mailing list publishers.....	51314		6.1	-0.5	0.4	-0.4	0.2	-0.2
Directory and mailing list publishers.....	513140		6.0	-0.5	0.4	-0.4	0.2	-0.2
Primary services.....		513140-P	5.9	-0.5	0.5	-0.4	0.2	-0.3
Directory and mailing list publishing.....		513140-1	5.9	-0.5	0.5	-0.4	0.2	-0.3
Directory and mailing list publishing from print publishers.....		513140-11	7.6	-2.5	1.6	-2.2	1.4	1.6
Directory and mailing list publishing from print - ad sales incl. phone directory listings.....		513140-111	5.3	0.0	0.0	0.0	0.0	0.0
Directory and mailing list publishing from print - subscription, content, and licensing sales.....		513140-112	9.1	-4.1	2.6	-3.6	2.4	2.6
Directory and mailing list publishing from Internet publishers.....		513140-12	5.4	0.1	0.1	0.1	-0.1	-0.8
Other publishers.....	51319		1.7	-0.4	0.2	0.0	0.0	0.0
Greeting card publishers.....	513191		0.1	-0.1	0.0	0.0	0.0	0.0
Primary services.....		513191-P	0.0	-0.1	0.0	0.0	0.0	0.0
Greeting card publishing.....		513191-1	0.0	-0.1	0.0	0.0	0.0	0.0
Greeting card publishing from print publishers.....		513191-101	0.0	-0.1	0.0	0.0	0.0	0.0
All other publishers.....	513199		6.9	-1.0	0.7	0.0	0.1	0.0
Primary services.....		513199-P	6.3	-1.2	0.8	0.0	0.1	0.0
All other publishing including yearbooks, art prints, patterns, and trading cards. . . .		513199-1	6.3	-1.2	0.8	0.0	0.1	0.0
All other publishing including yearbooks, art prints, patterns, and trading cards, from print.....		513199-11	6.3	-1.2	0.8	0.0	0.1	0.0
Software publishers.....	5132		7.9	0.9	0.4	1.2	-1.5	1.9
Software publishers.....	51321		7.9	0.9	0.4	1.2	-1.5	1.9
Software publishers.....	513210		7.9	0.9	0.4	1.2	-1.5	1.9
Primary services.....		513210-P	7.2	1.0	0.4	1.3	-1.7	2.0
Software publishing, except games.....		513210-5	6.5	0.8	-0.3	0.8	-1.9	2.2
System & application software publishing, excluding maintenance, tech support & games.....		513210-505	6.3	0.8	-0.4	1.5	-2.2	2.4
System software publishing.....		513210-50501	10.1	1.3	-1.8	3.1	-1.1	1.4
Application software publishing.....		513210-50502	1.8	0.2	1.5	-0.5	-3.6	3.7
Desktop and portable device application software publishing.....		513210-505021	-0.3	-0.7	3.6	-1.9	-1.7	0.0
Other application software publishing.....		513210-505022	3.2	0.7	0.1	0.5	-4.8	6.1
Software maintenance, technical support, and other services related to software publishing.....		513210-506	8.0	1.2	0.1	-5.0	0.6	0.3

See footnotes at end of table.

Table 12. Producer price index percentage changes for the net output of selected industries and their products, not seasonally adjusted — Continued
 [December 2023]

Title ¹	Industry code	Product code	Unadjusted 12-month percent change ²	Unadjusted 1-month percent change ²				
				Dec. 2022 to Dec. 2023 ^P	July to Aug.	Aug. to Sept. ^P	Sept. to Oct. ^P	Oct. to Nov. ^P
Software publishers - Continued								
Game software publishing.....		513210-7	16.0	2.8	10.6	7.4	1.6	0.1
Other receipts.....		513210-SM	—	0.0	0.0	0.0	0.0	—
Broadcasting, except Internet.....	516		-8.8	-5.3	-1.5	2.6	5.2	2.8
Radio and television broadcasting.....	5161		-7.3	0.2	0.0	2.2	1.8	-0.9
Radio broadcasting.....	51611		0.9	2.3	1.3	-0.4	5.7	-0.6
Radio broadcasting stations.....	516110		0.9	2.3	1.3	-0.4	5.7	-0.6
Primary services.....		516110-P	0.9	2.4	1.3	-0.4	5.8	-0.6
Radio station services.....		516110-1	0.9	2.4	1.3	-0.4	5.8	-0.6
Radio station advertising sales.....		516110-101	1.1	2.8	1.6	-0.5	6.9	-0.7
Radio station advertising sales, local.....		516110-10101	0.3	3.6	-1.5	0.4	6.5	-1.9
Radio station advertising sales, national and regional.....		516110-10102	2.9	0.8	9.7	-2.4	8.1	2.1
Other radio station services.....		516110-102	0.0	0.0	0.0	0.0	0.0	0.0
Other receipts.....		516110-SM	0.2	0.0	-0.1	0.1	-0.2	0.2
Television broadcasting.....	51612		-9.9	-0.5	-0.4	3.0	0.7	-1.0
Television broadcasting stations.....	516120		-9.9	-0.5	-0.4	3.0	0.7	-1.0
Primary services.....		516120-P	-9.2	-0.5	-0.4	2.8	0.8	-1.0
Television station advertising sales.....		516120-3	-14.8	-0.8	-0.7	4.9	1.3	-1.7
Other television station broadcasting services.....		516120-4	0.0	0.0	0.0	0.0	0.0	0.0
Other receipts.....		516120-SM	-4.0	0.0	0.0	0.0	-3.4	0.0
Cable and other subscription programming.....	5162		-9.3	-7.7	-2.2	2.9	6.8	4.6
Cable and other subscription programming.....	51621		-9.3	-7.7	-2.2	2.9	6.8	4.6
Media streaming dist svcs, social networks, and other media networks and content providers.....	516210		-9.3	-7.7	-2.1	2.9	6.8	4.6
Primary services.....		516210-P	-9.6	-7.8	-2.3	2.8	6.8	4.6
Cable networks.....		516210-1	-14.7	-14.0	-2.6	4.6	10.3	5.3
Cable network advertising services.....		516210-11	-17.1	-16.2	-3.0	5.5	12.0	6.0
Cable network programming services.....		516210-12	6.5	1.4	0.0	0.0	0.0	0.0
Radio network and national syndication services.....		516210-3	3.5	11.9	-5.5	0.3	3.8	10.5
Telecommunications.....	517		2.4	0.5	-0.8	0.0	0.1	0.5
Wired and wireless telecommunications carriers.....	5173		2.4	0.5	-0.8	0.0	0.1	0.5
Wired and wireless telecommunications carriers.....	51731		2.4	0.5	-0.8	0.0	0.1	0.5
Wired telecommunications carriers.....	517311		3.2	0.5	-1.3	0.1	0.2	0.8
Primary products.....		517311-P	3.2	0.5	-1.3	0.1	0.2	0.8
Local telephone service, except private lines.....		517311-1	2.3	0.2	0.0	-0.2	-0.2	0.3
Residence local telephone service.....		517311-111	3.5	0.5	0.1	0.0	0.0	0.4
Business and other local telephone service.....		517311-112	-0.2	-0.4	-0.3	-0.6	-0.5	-0.1
Public switched toll service.....		517311-2	2.4	-0.4	1.0	-0.6	0.3	-0.9
Residence switched toll service.....		517311-21	7.1	0.4	1.1	0.4	0.2	-0.3
Business switched toll and other toll service.....		517311-22	-1.7	-1.2	1.0	-1.4	0.4	-1.5
Private line telephone service.....		517311-3	8.1	3.1	0.0	0.2	0.3	0.7
All-distance telephone service.....		517311-4	5.6	0.1	0.0	0.4	1.3	0.2
Residential all-distance telephone service.....		517311-401	8.0	0.2	0.3	0.6	-0.1	0.3
Business all-distance telephone service.....		517311-402	3.4	0.1	-0.2	0.2	2.7	0.2
Video programming distribution.....		517311-5	6.2	0.3	0.1	0.1	0.2	0.4
Video programming subscriber services.....		517311-501	7.5	0.3	0.1	0.1	0.2	0.4
Advertising services.....		517311-502	-10.1	0.0	0.0	0.0	0.1	0.0
Internet access services.....		517311-6	0.1	-0.4	-1.4	0.0	1.0	-0.3
Residential Internet access services.....		517311-601	-0.1	0.3	-1.7	0.5	0.9	-0.3
Business Internet access services.....		517311-602	0.4	-1.9	-0.6	-1.2	1.1	-0.2
Bundled access services.....		517311-7	3.0	0.9	-2.9	0.2	-0.2	1.9
Other wired telecommunications services.....		517311-9	0.0	0.0	0.0	0.0	0.0	0.0
Wireless telecommunications carriers.....	517312		1.2	0.5	0.0	0.0	0.0	0.0
Primary services.....		517312-P	1.2	0.5	0.0	0.0	0.0	0.0
Wireless telecommunications services.....		517312-1	1.2	0.5	0.0	0.0	0.0	0.0
Data processing and related services.....	5182		1.7	0.1	-0.1	0.2	0.2	0.2
Data processing and related services.....	51821		1.7	0.1	-0.1	0.2	0.2	0.2
Data processing, hosting and related services.....	518210		1.7	0.1	-0.1	0.2	0.2	0.2
Primary services.....		518210-P	2.0	0.1	-0.2	0.2	0.2	0.3

See footnotes at end of table.

Table 12. Producer price index percentage changes for the net output of selected industries and their products, not seasonally adjusted — Continued
 [December 2023]

Title ¹	Industry code	Product code	Unadjusted 12-month percent change ²	Unadjusted 1-month percent change ²				
				Dec. 2022 to Dec. 2023 ^P	July to Aug.	Aug. to Sept. ^P	Sept. to Oct. ^P	Oct. to Nov. ^P
Data processing, hosting and related services - Continued								
Business process management services.....		518210-1	0.3	0.0	0.1	0.0	0.1	0.0
Data management, information transformation, and related services.....		518210-4	0.1	0.0	0.0	0.0	0.0	0.0
Hosting, ASP, and other IT infrastructure provisioning services.....		518210-5	3.5	0.2	-0.4	0.4	0.4	0.5
Other receipts.....		518210-SM	0.0	0.0	0.0	0.0	0.0	0.0
Depository credit intermediation.....	5221		9.5	1.9	0.1	-1.5	2.8	-0.9
Commercial banking.....	52211		9.5	2.0	0.0	-1.5	2.8	-1.0
Commercial banking.....	522110		9.5	2.0	0.0	-1.5	2.8	-1.0
Primary services.....		522110-P	9.5	2.0	0.0	-1.5	2.8	-1.0
Loan services.....		522110-1	8.1	3.9	-2.1	-2.6	3.2	-2.2
Residential real estate loans, except home equity.....		522110-101	11.1	1.2	4.6	0.3	3.4	10.7
Nonresidential real estate loans.....		522110-102	8.3	3.6	-4.0	-3.4	4.1	-4.0
Home equity loans.....		522110-103	7.5	8.1	-0.1	-2.5	-4.7	-1.9
Commercial, industrial, and agricultural loans, except real estate.....		522110-105	9.8	4.2	-2.0	-3.2	4.1	-5.1
New and used auto and truck loans.....		522110-106	-14.0	10.6	-9.6	-4.1	9.7	-4.5
Credit cards, overdraft credit, and related plans.....		522110-107	7.1	2.3	-3.8	-1.7	2.9	0.2
Other loan services.....		522110-108	2.6	2.2	-1.8	-0.5	2.5	-1.1
Deposit services.....		522110-2	14.3	-2.6	5.5	0.9	3.1	1.7
Demand deposits.....		522110-201	31.0	0.1	10.7	1.3	2.8	-1.5
Time and other deposits.....		522110-202	0.8	-5.2	0.2	0.5	3.4	5.2
Trust services.....		522110-3	2.9	5.1	0.0	0.0	-7.8	-0.1
Other banking services.....		522110-4	0.5	0.0	0.0	0.0	0.5	0.0
Savings institutions.....	52218		9.1	0.3	1.6	-0.3	1.3	0.2
Savings institutions and other depository credit intermediation.....	522180		9.1	0.3	1.6	-0.3	1.3	0.2
Primary services.....		522180-P	9.1	0.3	1.6	-0.3	1.3	0.2
Loan services.....		522180-1	21.8	0.8	2.7	0.2	2.9	0.0
Residential real estate loans, except home equity.....		522180-101	6.1	-1.8	2.7	-2.0	1.9	-4.1
Nonresidential real estate loans.....		522180-102	21.7	2.9	3.1	1.6	4.7	-0.5
Home equity loans.....		522180-103	19.7	-1.1	0.4	-0.3	0.6	1.1
Commercial, industrial, and agricultural loans, except real estate.....		522180-105	39.3	0.9	1.8	1.5	2.3	5.3
New and used auto and truck loans.....		522180-106	32.0	3.5	3.9	-1.3	2.9	-0.3
Credit cards, overdraft credit, and related plans.....		522180-109	28.6	3.9	3.3	0.0	4.5	-1.2
Other loan services.....		522180-111	6.3	-3.4	3.5	-0.8	0.5	-2.2
Deposit services.....		522180-2	-16.2	-0.9	-1.0	-1.7	-2.7	0.9
Demand deposits.....		522180-201	21.9	-1.1	3.2	0.3	0.6	3.4
Time and other deposits.....		522180-202	-25.4	-0.8	-2.4	-2.4	-3.9	-0.1
Trusts and other banking services.....		522180-3	14.6	0.0	0.0	0.0	0.0	0.0
Security, commodity contracts and like activity.....	523		10.2	1.8	0.0	-2.1	-0.6	1.2
Securities and commodity contracts intermediation and brokerage.....	5231		16.1	2.4	0.7	-0.6	0.5	0.2
Investment banking and securities intermediation.....	52315		16.1	2.4	0.7	-0.6	0.5	0.2
Investment banking and securities intermediation.....	523150		16.1	2.4	0.7	-0.6	0.5	0.2
Primary services.....		523150-P	16.1	2.4	0.7	-0.6	0.5	0.2
Securities brokerage.....		523150-1	10.6	1.8	0.2	-1.5	0.0	0.0
Brokerage services.....		523150-101	-1.0	0.0	0.7	-1.5	0.0	0.0
Brokerage services, equities and ETFs.....		523150-1011	-2.9	0.0	1.8	-4.2	0.0	0.0
Brokerage services, all other securities.....		523150-1012	0.3	0.0	-0.1	0.3	0.0	0.0
Other securities related services including margin lending and mutual fund sales.....		523150-102	16.4	2.5	0.0	-1.5	0.1	0.1
Investment banking and securities dealing.....		523150-2	20.2	2.8	1.1	0.0	0.8	0.4
Dealer transactions.....		523150-201	2.7	-1.4	1.4	-0.8	2.9	4.4
Dealer transactions, equity securities.....		523150-2011	10.4	1.5	2.6	-0.1	1.9	7.4
Dealer transactions, debt securities and all other trading.....		523150-2012	-7.3	-5.0	-0.4	-1.9	4.3	0.2
Investment banking services.....		523150-202	7.1	1.9	2.9	-0.1	-0.7	-1.6
Other securities dealing services.....		523150-203	44.1	5.7	-0.1	0.5	0.6	-0.6
Portfolio management and investment advice.....	52394		5.4	1.3	-0.7	-3.4	-1.7	2.2
Portfolio management and investment advice.....	523940		5.4	1.3	-0.7	-3.4	-1.7	2.2
Primary services.....		523940-P	5.4	1.3	-0.7	-3.4	-1.7	2.2
Portfolio management.....		523940-1	5.5	1.8	-0.5	-3.0	-1.7	1.5
Mutual fund and exchange traded fund management.....		523940-11	-8.2	5.0	-0.7	-3.0	-3.9	2.5
Management of equity funds.....		523940-1101	-14.3	8.1	-1.0	-4.2	-6.0	3.6
Management of bond funds.....		523940-1102	-4.5	0.2	-0.4	-2.1	-0.8	1.7
Management of other funds.....		523940-1103	12.2	0.2	0.2	0.2	-0.1	0.0

See footnotes at end of table.

Table 12. Producer price index percentage changes for the net output of selected industries and their products, not seasonally adjusted — Continued
 [December 2023]

Title ¹	Industry code	Product code	Unadjusted 12-month percent change ²	Unadjusted 1-month percent change ²				
				Dec. 2022 to Dec. 2023 ^P	July to Aug.	Aug. to Sept. ^P	Sept. to Oct. ^P	Oct. to Nov. ^P
Portfolio management and investment advice - Continued								
Private portfolio management.....		523940-12	14.6	0.1	-0.4	-3.0	-0.6	1.0
Management of equity private portfolios.....		523940-1201	23.0	0.1	-0.6	-4.0	-0.7	1.6
Management of bond private portfolios.....		523940-1202	4.0	0.1	-0.1	-0.2	-0.1	0.1
Management of other private portfolios.....		523940-1203	3.4	0.3	-0.2	-2.4	-0.5	0.1
Investment advice.....		523940-2	4.4	-1.5	-1.7	-6.0	-1.2	6.1
Investment advisory services.....		523940-21	4.4	-1.5	-1.7	-6.0	-1.2	6.1
Insurance carriers and related activities.....	524		3.1	0.2	0.2	0.0	0.0	0.0
Insurance carriers.....	5241		3.2	0.2	0.2	0.0	0.0	0.0
Direct life/health/medical insurance carriers.....	52411		1.8	0.3	-0.1	0.1	0.0	0.0
Direct life insurance carriers.....	524113		-1.2	0.0	-0.3	0.0	0.0	0.0
Primary services.....		524113-P	-1.2	0.0	-0.3	0.0	0.0	0.0
Life insurance policies.....		524113-1	-1.6	0.0	-0.4	0.1	0.0	0.0
Individual life insurance policies.....		524113-101	-1.8	0.0	0.0	0.0	0.0	0.0
Term life insurance policies.....		524113-10101	-5.5	0.0	0.0	0.0	0.0	0.0
Whole life insurance policies.....		524113-10102	0.0	0.0	0.0	0.0	0.0	0.0
Universal life insurance policies.....		524113-10103	-4.8	0.0	0.0	0.1	0.0	0.0
Variable-universal and other individual life insurance policies.....		524113-10105	0.0	0.0	0.0	-0.1	0.0	0.0
Group life insurance policies.....		524113-102	-0.6	0.0	-1.9	0.3	0.0	0.0
Annuities.....		524113-2	0.4	0.0	0.0	-0.3	0.0	0.0
Variable deferred annuities.....		524113-201	-0.2	0.0	0.0	-0.5	0.0	0.0
Fixed-rate deferred annuities.....		524113-202	2.5	0.0	0.0	0.0	0.0	0.0
Immediate annuities.....		524113-203	-2.8	0.0	-0.2	-0.1	0.0	0.0
Disability insurance policies.....		524113-3	0.0	0.0	0.0	0.0	0.0	0.0
Direct health and medical insurance carriers.....	524114		3.0	0.4	0.0	0.1	0.0	0.0
Primary services.....		524114-P	3.1	0.4	0.0	0.1	0.0	0.0
Medical service plans.....		524114-1	3.1	0.4	0.0	0.1	0.0	0.0
Comprehensive medical service plans.....		524114-101	6.0	0.9	0.0	0.2	0.0	0.0
Group managed care medical service plans.....		524114-10101	4.0	0.0	0.1	0.4	0.0	0.0
Group fee-for-service medical service plans.....		524114-10102	11.3	7.3	0.0	0.0	0.0	0.0
Individual comprehensive medical service plans.....		524114-10103	6.8	0.0	-0.1	0.0	0.0	0.0
Non-comprehensive medical service plans.....		524114-103	0.7	0.0	0.1	0.0	0.0	0.0
Dental service plans.....		524114-10301	1.8	0.0	0.1	0.0	0.0	0.0
Supplemental Medicare service plans.....		524114-10302	2.1	0.0	0.3	0.0	0.0	0.0
Other medical service plans.....		524114-10303	-0.3	0.0	0.0	0.0	0.0	0.0
Indemnity health insurance plans.....		524114-2	0.1	0.0	0.0	0.0	0.0	0.0
Other direct insurance carriers.....	52412		6.3	0.2	0.8	0.0	0.0	0.1
Direct property and casualty insurers.....	524126		6.3	0.2	0.8	0.0	0.0	0.1
Primary services.....		524126-P	6.3	0.2	0.8	0.0	0.0	0.1
Private passenger auto insurance.....		524126-1	9.2	0.0	0.2	0.1	0.2	0.2
Homeowner's insurance.....		524126-2	7.6	0.2	3.1	0.1	-0.1	0.1
Commercial auto insurance.....		524126-3	2.7	0.0	1.3	0.0	0.3	0.0
Non-auto liability insurance.....		524126-4	4.4	1.9	0.4	0.0	0.0	0.0
Medical malpractice insurance.....		524126-402	2.8	0.0	0.0	0.0	0.0	0.0
Product and other non-auto liability insurance.....		524126-403	4.7	2.3	0.5	0.0	0.0	0.0
Commercial multiple peril insurance.....		524126-5	4.5	0.0	2.8	0.0	0.0	0.0
Worker's compensation insurance.....		524126-6	-3.2	-0.1	-2.7	0.0	-0.7	0.0
Other property and casualty insurance.....		524126-7	1.4	-0.3	0.0	-0.6	0.0	0.0
Insurance agencies and brokerages.....	52421		0.6	0.0	0.0	0.0	0.0	0.0
Insurance agencies and brokerages.....	524210		0.6	0.0	0.0	0.0	0.0	0.0
Primary services.....		524210-P	0.6	0.0	0.0	0.0	0.0	0.0
Sale of property and casualty insurance.....		524210-1	0.7	0.0	0.1	0.0	0.0	0.1
Sale of personal property and casualty insurance.....		524210-101	2.1	0.0	0.0	0.0	0.0	0.1
Sale of private passenger auto insurance.....		524210-10101	2.6	0.0	0.1	0.0	0.0	0.2
Sale of homeowner's insurance.....		524210-10102	1.0	0.0	0.0	0.0	0.0	0.0
Sale of other personal property and casualty insurance.....		524210-10103	1.1	0.0	0.0	0.0	0.0	0.0
Sale of commercial property and casualty insurance.....		524210-102	-0.7	0.1	0.1	-0.1	0.0	0.0
Sale of life insurance and annuities.....		524210-2	0.2	0.0	0.0	0.0	0.0	0.0
Sale of health and medical insurance.....		524210-3	0.7	0.0	0.0	-0.1	0.0	0.0
Sale of other insurance.....		524210-4	0.1	0.0	0.0	0.0	0.0	0.0
Lessors of nonresidential buildings (except miniwarehouses).....	53112		4.1	3.0	2.2	-3.2	1.8	1.5

See footnotes at end of table.

Table 12. Producer price index percentage changes for the net output of selected industries and their products, not seasonally adjusted — Continued
 [December 2023]

Title ¹	Industry code	Product code	Unadjusted 12-month percent change ²	Unadjusted 1-month percent change ²				
				Dec. 2022 to Dec. 2023 ^P	July to Aug.	Aug. to Sept. ^P	Sept. to Oct. ^P	Oct. to Nov. ^P
Lessors of nonresidential buildings.....	531120		4.1	3.0	2.2	-3.2	1.8	1.5
Primary services.....		531120-P	4.1	3.0	2.2	-3.2	1.8	1.5
Leasing of shopping centers and retail stores.....		531120-1	2.9	2.9	4.0	-6.1	4.5	3.6
Leasing of professional and office buildings.....		531120-2	4.0	2.9	0.4	-1.6	2.2	-1.7
Leasing of manufacturing and industrial buildings.....		531120-3	2.8	0.2	-0.3	0.6	0.0	0.6
Leasing of other nonresidential buildings and facilities.....		531120-7	9.1	6.0	4.3	-2.2	-5.3	5.7
Lessors of miniwarehouse and self storage units.....	53113		3.3	0.5	0.2	-0.8	1.0	0.7
Miniwarehouse and self-storage unit operators.....	531130		3.3	0.5	0.2	-0.8	1.0	0.7
Primary services.....		531130-P	3.3	0.5	0.2	-0.8	1.0	0.7
Miniwarehouse and self-storage unit operation.....		531130-1	3.3	0.5	0.2	-0.8	1.0	0.7
Offices of real estate agents and brokers.....	5312		4.4	1.5	0.3	0.1	0.0	0.2
Offices of real estate agents and brokers.....	53121		4.4	1.5	0.3	0.1	0.0	0.2
Offices of real estate agents and brokers.....	531210		4.4	1.5	0.3	0.1	0.0	0.2
Primary services.....		531210-P	4.4	1.5	0.3	0.1	0.0	0.2
Real estate brokerage, residential property sales and leases.....		531210-1	6.3	1.7	0.3	0.1	0.1	0.2
Real estate brokerage, nonresidential property sales and leases including land sales and leases.....		531210-6	-3.4	0.4	0.0	-0.2	-0.1	-0.1
Real estate brokerage, nonresidential property sales including land sales.....		531210-601	-5.4	0.5	0.0	-0.4	-0.4	-0.1
Real estate brokerage, nonresidential property leases including land leases.....		531210-602	0.9	0.0	0.0	0.0	0.6	0.0
Real estate property managers.....	53131		4.2	0.4	-0.3	0.1	1.1	-0.2
Residential property managers.....	531311		1.6	0.1	-0.5	-0.7	1.1	-0.3
Primary services.....		531311-P	1.6	0.1	-0.5	-0.7	1.1	-0.3
Residential property management services.....		531311-1	1.6	0.1	-0.5	-0.7	1.1	-0.3
Nonresidential property managers.....	531312		8.4	0.8	0.1	1.5	1.1	0.0
Primary services.....		531312-P	8.4	0.8	0.1	1.5	1.1	0.0
Nonresidential property management services.....		531312-1	8.4	0.8	0.1	1.5	1.1	-0.1
Offices of real estate appraisers.....	531320		-4.6	0.0	-1.0	-0.4	-0.6	0.7
Primary services.....		531320-P	-4.6	0.0	-1.0	-0.4	-0.6	0.7
Real estate appraisal services.....		531320-1	-4.6	0.0	-1.0	-0.4	-0.6	0.7
Automotive equipment rental and leasing.....	5321		-4.1	-0.7	-3.6	2.9	-4.5	-1.2
Passenger car rental and leasing.....	53211		-5.8	-0.7	-5.8	4.8	-6.8	-1.8
Passenger car rental.....	532111		-5.8	-0.7	-5.8	4.8	-6.8	-1.8
Primary services.....		532111-P	-5.8	-0.7	-5.8	4.8	-6.8	-1.8
Standard passenger car rental.....		532111-2	-8.6	-1.0	-7.7	6.2	-9.3	-2.6
Passenger car rental for business travel.....		532111-211	1.7	0.6	-4.1	0.7	-3.7	3.9
Passenger car rental for leisure travel.....		532111-221	-12.1	-1.5	-8.8	8.2	-11.2	-4.9
Replacement passenger car rental.....		532111-3	2.9	0.3	0.0	0.5	0.9	0.3
Truck, utility trailer and RV rental and leasing.....	53212		-0.8	-0.7	0.8	-0.6	0.0	-0.2
Truck, utility trailer, and RV rental and leasing.....	532120		-0.8	-0.7	0.8	-0.6	0.0	-0.2
Primary services.....		532120-P	-0.8	-0.6	0.9	-0.5	0.0	-0.2
Rental of trucks, truck trailers, RVs.....		532120-1	-4.9	-0.8	-0.2	-0.9	0.8	-0.5
Leasing of trucks, truck trailers, and RVs.....		532120-4	1.9	-0.4	1.7	-0.3	-0.5	0.0
Other receipts.....		532120-SM	-0.4	-2.0	-0.1	-1.0	0.2	-0.3
Other heavy machinery rental and leasing.....	532412		2.0	-0.2	0.4	0.2	-0.1	0.2
Primary services.....		532412-P	0.9	-0.2	0.4	0.2	-0.1	0.3
Construction equipment rental and leasing.....		532412-1	1.3	-0.4	0.6	0.3	-0.1	0.4
Oilfield and well drilling equipment rental and leasing.....		532412-2	0.0	0.0	0.0	0.0	0.0	0.0
Other receipts.....		532412-SM	7.3	0.0	0.0	0.0	-0.1	0.1
Legal services.....	5411		6.3	-0.1	0.0	0.8	-0.2	0.1
Offices of lawyers.....	54111		6.3	-0.1	0.0	0.8	-0.2	0.1
Offices of lawyers.....	541110		6.3	-0.1	0.0	0.8	-0.2	0.1
Primary services.....		541110-P	6.3	-0.1	0.0	0.8	-0.2	0.1
Labor and employment legal services.....		541110-A	6.5	0.9	0.0	1.6	-0.7	0.2
Other legal services.....		541110-C	1.7	0.0	0.0	0.0	0.0	0.0
Real estate legal services.....		541110-2	7.4	0.3	0.0	1.2	-1.0	0.5
Civil negligence legal services.....		541110-3	5.9	0.2	0.1	0.3	0.1	0.1
Defendant representation.....		541110-301	4.0	0.1	-0.1	0.5	0.0	0.0
Plaintiff representation.....		541110-302	8.7	0.3	0.3	0.0	0.2	0.2
Wills, estate planning, and probate.....		541110-6	4.6	0.0	0.0	0.0	0.0	0.0

See footnotes at end of table.

Table 12. Producer price index percentage changes for the net output of selected industries and their products, not seasonally adjusted — Continued
 [December 2023]

Title ¹	Industry code	Product code	Unadjusted 12-month percent change ²	Unadjusted 1-month percent change ²					
				Dec. 2022 to Dec. 2023 ^P	July to Aug.	Aug. to Sept. ^P	Sept. to Oct. ^P	Oct. to Nov. ^P	Nov. to Dec. ^P
Offices of lawyers - Continued									
Business and commercial legal services.....		541110-9	8.6	-0.5	-0.1	1.1	-0.1	0.2	
Tax legal services.....		541110-901	16.8	0.0	0.0	0.0	0.0	0.0	
Intellectual property legal services.....		541110-902	6.4	-2.0	0.0	1.6	-0.5	-1.0	
Bankruptcy and other business and commercial legal services.....		541110-903	8.6	-0.2	-0.1	1.0	0.0	0.4	
Offices of certified public accountants.....	541211		4.6	-1.6	2.7	-2.5	0.0	0.6	
Primary services.....		541211-P	5.0	-1.2	2.3	-2.6	0.0	0.4	
Other accounting services.....		541211-A	10.7	-1.8	6.5	1.4	2.4	0.7	
Financial auditing.....		541211-4	10.0	0.8	0.6	-2.8	-0.1	0.0	
Tax preparation and planning.....		541211-5	-3.1	-3.6	3.2	-4.4	-1.2	0.9	
Bookkeeping and compilation.....		541211-9	5.8	0.1	0.0	-0.4	0.6	0.1	
Other accounting services.....	541219		7.6	3.2	-0.5	0.0	0.0	0.0	
Primary services.....		541219-P	7.6	3.2	-0.5	0.0	0.0	0.0	
Other accounting services (non-CPA firms).....		541219-1	7.6	3.2	-0.5	0.0	0.0	0.0	
Architectural, engineering and related services.....	5413		3.0	0.0	0.0	0.8	0.0	0.0	
Architectural services.....	54131		1.7	-0.1	0.0	0.6	0.0	0.0	
Architectural services.....	541310		1.7	-0.1	0.0	0.6	0.0	0.0	
Primary services.....		541310-P	1.8	-0.1	0.0	0.7	0.0	0.0	
Residential building projects.....		541310-1	-0.3	0.0	0.0	-0.3	0.0	0.0	
Nonresidential building projects.....		541310-7	2.4	-0.1	0.0	1.0	0.0	0.0	
Commercial and industrial building projects.....		541310-71	3.1	0.0	0.0	1.7	0.0	0.0	
Institutional building projects.....		541310-72	2.3	-0.2	0.0	0.7	0.0	0.0	
Other architectural services, incl. historic restoration & architectural consulting services.....		541310-8	2.7	0.0	0.0	0.0	0.0	0.0	
Engineering services.....	54133		3.2	0.0	0.0	0.8	0.0	0.0	
Engineering services.....	541330		3.2	0.0	0.0	0.8	0.0	0.0	
Primary services.....		541330-P	3.4	0.0	0.0	0.9	0.0	0.0	
Building related engineering projects.....		541330-1	3.4	0.0	0.0	1.6	0.0	0.0	
Residential building engineering projects.....		541330-101	0.0	0.0	0.0	0.0	0.0	0.0	
Commercial, public, and institutional building engineering projects.....		541330-102	2.0	0.0	0.0	0.0	0.0	0.0	
Industrial and manufacturing plant and process engineering projects.....		541330-103	4.8	0.0	0.0	2.8	0.0	0.0	
Non-building related engineering projects.....		541330-2	3.5	0.0	-0.1	0.4	0.0	0.0	
Transportation engineering projects.....		541330-201	3.2	0.0	-0.3	0.6	0.0	0.0	
Highway and roadway engineering projects.....		541330-20101	3.0	0.0	-0.3	0.8	0.0	0.0	
Other transportation engineering projects, including mass transit engineering projects.....		541330-20102	3.6	0.0	-0.1	0.3	0.0	0.0	
Municipal utility and power generation and distribution engineering projects.....		541330-202	5.5	0.0	0.0	0.6	0.0	0.0	
All other non-building related engineering projects.....		541330-203	2.7	0.0	0.0	0.2	0.0	0.0	
Other receipts.....		541330-SM	1.1	-0.1	0.2	0.0	0.0	0.0	
Management and technical consulting services.....	5416		3.1	-1.4	3.1	-2.1	0.0	1.0	
Management consulting services.....	54161		3.1	-1.4	3.1	-2.1	0.0	1.0	
Management consulting services.....	541610		3.3	-1.8	4.2	-2.9	0.1	1.3	
Primary services.....		541610-P	3.6	-2.2	5.1	-3.6	0.2	1.6	
Administrative and general management consulting services.....		541610-1	3.8	-3.6	8.2	-6.0	0.1	2.6	
Marketing consulting services.....		541610-3	0.1	0.0	0.0	0.0	0.0	0.0	
Process, physical distribution and logistics consulting services.....		541610-4	11.5	1.5	0.2	0.5	1.0	0.6	
Human resources consulting services.....		541610-5	4.4	-0.6	0.9	1.1	0.2	-0.2	
Advertising agencies.....	54181		0.5	-0.2	0.0	0.0	0.0	0.0	
Advertising agencies.....	541810		0.5	-0.2	0.0	0.0	0.0	0.0	
Primary services.....		541810-P	0.5	-0.2	0.0	0.0	0.0	0.0	
Advertising agency services.....		541810-4	0.5	-0.2	0.0	0.0	0.0	0.0	
Advertising creative services billed separately.....		541810-401	0.7	0.0	0.3	0.0	0.0	0.0	
Advertising placement services, including bundled placement and creative services.....		541810-402	0.5	-0.4	-0.1	-0.1	-0.1	0.0	
Other advertising services billed separately.....		541810-403	0.0	0.0	0.0	0.0	0.0	0.0	
Employment services.....	5613		0.6	-0.3	-0.3	0.2	0.1	0.2	
Employee leasing services.....	56133		0.3	0.0	0.0	0.0	0.1	0.0	
Professional employer organizations.....	561330		0.3	0.0	0.0	0.0	0.1	0.0	
Primary services.....		561330-P	0.3	0.0	0.0	0.0	0.1	0.0	
Co-employment staffing.....		561330-1	0.3	0.0	0.0	0.0	0.1	0.0	

See footnotes at end of table.

Table 12. Producer price index percentage changes for the net output of selected industries and their products, not seasonally adjusted — Continued
 [December 2023]

Title ¹	Industry code	Product code	Unadjusted 12-month percent change ²	Unadjusted 1-month percent change ²				
			Dec. 2022 to Dec. 2023 ^P	July to Aug.	Aug. to Sept. ^P	Sept. to Oct. ^P	Oct. to Nov. ^P	Nov. to Dec. ^P
Staffing services (except PEOs).....	56138		0.9	-0.5	-0.6	0.3	0.1	0.3
Staffing services (except PEOs).....	561380		0.9	-0.5	-0.6	0.3	0.1	0.3
Primary services.....		561380-P	0.8	-0.6	-0.6	0.3	0.1	0.3
Temporary help services.....		561380-1	0.6	-0.6	-0.7	0.3	0.2	0.2
Temporary help services, office and clerical.....		561380-101	4.1	0.5	0.1	0.3	0.1	-0.3
Temporary help services, light and heavy industrial.....		561380-102	5.1	0.0	0.0	0.1	1.9	0.4
Temporary help services, technical and professional.....		561380-103	2.8	-0.3	0.5	0.9	-0.4	1.3
Temporary help services, medical.....		561380-104	-19.1	-4.9	-5.7	-3.3	-2.3	-2.2
Temporary help services, other.....		561380-105	-0.7	-0.1	-1.8	2.6	-0.6	-0.8
Employment placement services.....		561380-2	1.3	-1.1	0.4	-0.2	0.4	0.2
Executive search services.....		561380-3	8.3	2.8	1.3	0.8	-1.2	3.7
Travel agencies.....	56151		3.3	1.6	0.3	-0.4	0.0	-0.3
Travel agencies.....	561510		3.3	1.6	0.3	-0.4	0.0	-0.3
Primary services.....		561510-P	3.9	2.4	-0.4	-0.7	0.0	-0.4
Flight bookings.....		561510-1	4.4	0.3	-0.5	-1.7	0.2	-0.3
Domestic flight bookings.....		561510-111	11.0	-0.5	0.3	-0.3	0.0	0.0
International flight bookings.....		561510-112	-0.9	1.0	-1.3	-2.9	0.5	-0.5
Other travel agency services, except flight bookings.....		561510-2	3.6	3.8	-0.4	0.0	-0.2	-0.4
Hotel and car rental bookings.....		561510-211	0.6	0.4	-0.2	-0.8	-0.1	-0.1
Hotel bookings.....		561510-2111	0.9	0.3	-0.2	-0.7	-0.1	-0.1
Car rental bookings.....		561510-2112	-39.2	1.2	-0.3	-4.5	-0.4	-2.1
Cruise and tour bookings.....		561510-222	0.5	0.8	-0.4	0.6	-0.7	-1.3
Cruise bookings.....		561510-2221	5.2	1.6	0.2	1.1	-0.8	-1.6
Packaged tour bookings.....		561510-2222	-18.1	-3.0	-3.2	-2.1	0.0	0.0
All other travel agency services.....		561510-233	7.2	7.6	-0.4	0.0	0.0	0.0
Security guards and patrol services.....	561612		9.7	2.6	-0.1	0.8	-0.2	2.4
Primary services.....		561612-P	9.7	2.6	-0.1	0.8	-0.2	2.4
Security guard services.....		561612-1	9.7	2.6	-0.1	0.8	-0.2	2.4
Janitorial services.....	56172		-0.8	0.0	-2.3	-0.1	0.1	0.0
Janitorial services.....	561720		-0.8	0.0	-2.3	-0.1	0.1	0.0
Primary services.....		561720-P	-0.8	0.0	-2.4	-0.1	0.1	0.0
Janitorial cleaning services.....		561720-5	-0.8	0.0	-2.4	-0.1	0.1	0.0
Nonresidential cleaning services.....		561720-51	-0.9	0.0	-2.6	-0.1	0.1	0.0
Residential cleaning services.....		561720-52	0.0	0.0	0.0	0.0	0.0	0.0
Waste collection.....	5621		7.8	1.2	0.8	0.0	0.4	-0.9
Waste collection.....	56211		7.8	1.2	0.8	0.0	0.4	-0.9
Solid waste collection.....	562111		7.8	1.2	0.8	0.0	0.4	-0.9
Primary services.....		562111-P	8.5	1.3	0.8	0.0	0.5	-0.9
Solid waste collection services.....		562111-2	8.5	1.3	0.8	0.0	0.5	-0.9
Offices of physicians.....	6211		0.3	0.0	0.0	0.1	0.0	0.0
Offices of physicians.....	62111		0.3	0.0	0.0	0.1	0.0	0.0
Offices of physicians, except mental health.....	621111		0.3	0.0	0.0	0.1	0.0	0.0
Primary services.....		621111-P	0.3	0.0	0.0	0.1	0.0	0.0
One and two physician practices and single specialty group practices.....		621111-4	-0.5	0.0	0.0	0.1	0.0	0.0
General/family practice.....		621111-411	1.9	0.0	0.0	0.4	0.0	0.0
Internal medicine.....		621111-412	-2.6	0.0	0.0	0.0	0.0	0.0
General surgery and other surgical specialties.....		621111-413	-1.2	0.0	0.0	-0.2	0.0	0.0
Pediatrics.....		621111-414	1.5	0.0	0.0	0.2	0.0	0.0
Obstetrics/gynecology.....		621111-415	1.5	0.0	0.0	0.0	0.0	0.0
Other specialty.....		621111-419	-1.4	0.0	0.0	0.0	0.0	0.0
Multispecialty group practice.....		621111-5	2.0	0.0	0.0	0.2	0.0	0.0
Offices of dentists.....	6212		2.9	0.5	0.0	0.0	0.1	0.0
Offices of dentists.....	62121		2.9	0.5	0.0	0.0	0.1	0.0
Offices of dentists.....	621210		2.9	0.5	0.0	0.0	0.1	0.0
Primary services.....		621210-P	3.0	0.5	0.0	0.0	0.1	0.0
Dental visits and consultations.....		621210-1	1.2	0.9	0.0	-0.1	0.3	0.0
Private insurance patients: dental visits and consultations.....		621210-11	2.5	0.9	0.0	-0.1	0.6	0.0
Medicare, Medicaid and all other patients: dental visits and consultations.....		621210-12	-0.7	1.0	0.0	-0.1	0.0	0.0
Dental surgical intervention services.....		621210-2	1.2	0.0	0.0	0.0	0.0	0.0
Private insurance patients: dental surgical intervention services.....		621210-21	0.6	0.0	0.0	0.0	0.0	0.0

See footnotes at end of table.

Table 12. Producer price index percentage changes for the net output of selected industries and their products, not seasonally adjusted — Continued
 [December 2023]

Title ¹	Industry code	Product code	Unadjusted 12-month percent change ²	Unadjusted 1-month percent change ²					
				Dec. 2022 to Dec. 2023 ^P	July to Aug.	Aug. to Sept. ^P	Sept. to Oct. ^P	Oct. to Nov. ^P	Nov. to Dec. ^P
Offices of dentists - Continued									
Medicare, Medicaid and all other patients: dental surgical intervention services..		621210-22	1.9	0.0	0.0	0.0	0.0	0.0	0.0
Dental non-surgical intervention services.....		621210-3	4.8	0.2	0.0	0.0	0.0	0.0	0.0
Private insurance patients: dental non-surgical intervention services.....		621210-31	2.7	0.2	0.0	0.0	0.0	0.0	0.0
Medicare, Medicaid and all other patients: dental non-surgical intervention services.....		621210-32	7.4	0.3	0.0	0.0	0.0	0.0	0.0
Medical and diagnostic laboratories.....	6215		0.7	0.0	0.0	0.0	-0.1	0.0	
Medical and diagnostic laboratories.....	62151		0.7	0.0	0.0	0.0	-0.1	0.0	
Medical laboratories.....	621511		0.1	0.1	0.0	0.0	-0.1	0.0	
Primary services.....		621511-P	0.1	0.1	0.0	0.0	-0.1	0.0	
Medical laboratory services.....		621511-2	0.1	0.1	0.0	0.0	-0.1	0.0	
Medicare patients.....		621511-23	2.6	0.0	0.0	0.0	0.0	0.0	
Medicaid patients.....		621511-24	-0.3	0.0	0.0	0.0	0.0	0.0	
Private insurance patients.....		621511-25	-0.1	0.1	0.1	0.0	-0.1	0.0	
All other patients.....		621511-26	0.6	0.0	0.0	0.0	0.0	0.0	
Diagnostic imaging centers.....	621512		1.8	0.0	0.0	0.0	0.0	0.0	
Primary services.....		621512-P	1.8	0.0	0.0	0.0	0.0	0.0	
Diagnostic imaging services.....		621512-4	1.8	0.0	0.0	0.0	0.0	0.0	
Medicare and Medicaid patients.....		621512-41	0.5	0.0	0.1	0.0	0.0	0.0	
Private insurance and all other patients.....		621512-42	2.2	0.0	0.0	0.0	0.0	0.0	
Home health care services.....	6216		4.2	0.6	0.4	0.4	0.0	0.0	
Home health care services.....	62161		4.2	0.6	0.4	0.4	0.0	0.0	
Home health care services.....	621610		4.2	0.6	0.4	0.4	0.0	0.0	
Primary services.....		621610-P	4.4	0.6	0.5	0.4	0.0	0.0	
Medicare and Medicaid patients.....		621610-3	4.5	0.6	0.5	0.5	0.0	0.0	
Medicare patients.....		621610-31	-0.3	0.0	0.0	1.1	0.0	0.0	
Medicaid patients.....		621610-32	8.3	1.0	0.9	0.1	0.0	0.0	
Private insurance and all other patients.....		621610-4	4.2	0.6	0.3	0.0	0.0	0.0	
Private insurance patients.....		621610-41	6.4	0.0	3.0	0.0	0.0	0.0	
All other patients.....		621610-42	4.0	0.7	0.0	0.0	0.0	0.0	
Other receipts.....		621610-SM	2.1	0.9	0.0	0.8	0.2	0.0	
All other ambulatory health care services.....	62199		4.1	0.1	-0.8	0.2	0.6	0.3	
Blood and organ banks.....	621991		4.1	0.1	-0.8	0.2	0.6	0.3	
Primary services.....		621991-P	4.1	0.0	-0.8	0.2	0.6	0.3	
Human blood services.....		621991-1	3.2	0.1	-1.0	0.0	0.3	0.5	
Human red blood and whole blood services.....		621991-12	3.2	0.4	0.2	0.3	-0.1	0.4	
Human blood plasma services.....		621991-13	3.4	-0.1	-2.4	-0.4	0.7	0.7	
Human blood platelet and other blood services.....		621991-14	2.9	0.2	0.4	0.4	0.0	0.2	
Human organ, bone, tissue, and other bank services.....		621991-2	5.9	-0.1	-0.4	0.7	1.3	-0.1	
Other receipts.....		621991-SM	6.1	2.6	-0.1	0.6	0.1	0.3	
Hospitals.....	622		2.9	0.0	-0.3	1.0	0.0	0.0	
General medical and surgical hospitals.....	6221		2.8	0.0	-0.3	0.9	0.0	0.0	
General medical and surgical hospitals.....	62211		2.8	0.0	-0.3	0.9	0.0	0.0	
General medical and surgical hospitals.....	622110		2.8	0.0	-0.3	0.9	0.0	0.0	
Primary services.....		622110-P	3.0	0.0	-0.3	1.0	0.0	0.0	
Certain infectious and parasitic diseases.....		622110-201	2.0	0.0	0.0	-0.3	0.0	0.0	
Neoplasms.....		622110-202	2.9	-0.5	1.4	1.3	0.0	0.0	
Diseases of the blood & blood-forming organs & certain disorders involving the immune mechanism.....		622110-203	3.5	0.0	0.0	0.0	0.0	0.0	
Endocrine, nutritional and metabolic diseases.....		622110-204	-0.5	1.5	0.0	-0.4	0.0	0.0	
Mental and behavioural disorders.....		622110-205	-7.2	-0.6	-8.7	0.2	0.0	0.0	
Diseases of the nervous system.....		622110-206	2.4	0.3	0.9	1.0	0.1	0.0	
Diseases of the circulatory system.....		622110-209	1.5	0.1	0.0	0.4	-0.5	0.2	
Diseases of the respiratory system.....		622110-210	8.3	0.1	0.0	2.1	0.0	0.0	
Diseases of the digestive system.....		622110-211	6.3	0.1	0.3	2.2	-0.1	0.0	
Diseases of the skin and subcutaneous tissue.....		622110-212	2.8	0.0	0.0	1.6	0.0	0.0	
Diseases of the musculoskeletal system and connective tissue.....		622110-213	3.6	0.0	0.0	1.6	-0.3	0.1	
Diseases of the genitourinary system.....		622110-214	1.6	0.4	0.0	1.3	2.2	-0.3	
Pregnancy, childbirth and the puerperium.....		622110-215	5.9	-0.3	1.4	0.2	0.3	-0.1	
Certain conditions originating in the perinatal period.....		622110-216	6.7	-0.1	0.0	0.7	-0.2	0.1	

See footnotes at end of table.

Table 12. Producer price index percentage changes for the net output of selected industries and their products, not seasonally adjusted — Continued
 [December 2023]

Title ¹	Industry code	Product code	Unadjusted 12-month percent change ²	Unadjusted 1-month percent change ²				
				Dec. 2022 to Dec. 2023 ^P	July to Aug.	Aug. to Sept. ^P	Sept. to Oct. ^P	Oct. to Nov. ^P
General medical and surgical hospitals - Continued								
Symptoms, signs and abnormal clinical and laboratory findings, not elsewhere classified.....		622110-218	6.0	-0.1	0.0	0.2	0.0	0.2
Injury, poisoning and certain other consequences of external causes.....		622110-219	4.6	0.0	0.6	0.8	0.0	0.0
Factors influencing health status and contact with health services.....		622110-221	2.3	0.1	0.0	1.1	0.0	0.0
Other diseases.....		622110-223	3.0	-0.4	0.0	-0.2	0.0	-0.3
Psychiatric and substance abuse hospitals.....	6222		2.5	-0.1	0.0	0.0	0.0	0.0
Psychiatric and substance abuse hospitals.....	62221		2.5	-0.1	0.0	0.0	0.0	0.0
Psychiatric and substance abuse hospitals.....	622210		2.5	-0.1	0.0	0.0	0.0	0.0
Primary services.....		622210-P	2.5	-0.1	0.0	0.0	0.0	0.0
Psychiatric hospitals.....		622210-3	2.9	-0.1	0.0	0.0	0.0	0.0
Medicare patients: psychiatric hospitals.....		622210-31	1.6	0.0	0.0	0.0	0.0	0.0
Medicaid patients: psychiatric hospitals.....		622210-32	6.0	-0.3	0.0	0.0	0.0	0.0
Private insurance and all other patients: psychiatric hospitals.....		622210-33	1.9	-0.1	0.0	0.0	0.0	0.0
Other specialty hospitals.....	6223		5.3	-0.3	-0.1	3.0	0.2	0.2
Other specialty hospitals.....	62231		5.3	-0.3	-0.1	3.0	0.2	0.2
Other specialty hospitals.....	622310		5.3	-0.3	-0.1	3.0	0.2	0.2
Primary services.....		622310-P	5.0	-0.3	-0.2	3.3	0.2	0.2
Specialty, except psychiatric and substance abuse, hospitals.....		622310-6	5.0	-0.3	-0.2	3.3	0.2	0.2
Medicare patients.....		622310-61	2.7	0.0	0.1	1.7	0.3	0.1
Medicaid patients.....		622310-62	25.1	-1.0	-1.9	25.5	0.6	2.2
Private insurance and all other patients.....		622310-63	2.8	-0.3	0.0	0.5	0.1	-0.1
Nursing care facilities.....	6231		4.0	0.4	-0.2	0.9	-0.1	0.0
Nursing care facilities.....	62311		4.0	0.4	-0.2	0.9	-0.1	0.0
Nursing care facilities.....	623110		4.0	0.4	-0.2	0.9	-0.1	0.0
Primary services.....		623110-P	4.2	0.4	-0.2	0.9	-0.1	0.0
Medicare and Medicaid patients.....		623110-1	4.8	0.3	-0.4	1.5	0.0	-0.1
Medicaid patients.....		623110-101	6.0	0.5	-0.7	0.7	-0.1	-0.1
Medicare patients.....		623110-102	3.0	0.0	0.0	2.9	0.0	0.0
Private insurance and all other patients.....		623110-3	3.4	0.6	0.0	0.2	-0.1	0.1
Private insurance patients.....		623110-301	-0.9	0.0	0.0	0.0	0.0	0.0
All other patients.....		623110-302	4.4	0.7	0.0	0.3	-0.2	0.1
Residential developmental disability homes.....	62321		10.5	0.0	0.1	0.8	0.0	0.0
Residential developmental disability homes.....	623210		10.5	0.0	0.1	0.8	0.0	0.0
Primary services.....		623210-P	8.7	0.0	0.1	0.0	0.0	0.0
Residential intellectual and developmental disability services.....		623210-1	8.7	0.0	0.1	0.0	0.0	0.0
Medicaid patients.....		623210-11	5.3	0.0	0.1	0.1	0.0	0.0
Non-Medicaid patients.....		623210-12	24.3	0.0	0.0	0.0	0.0	0.0
Amusement and theme parks.....	7131		6.1	-4.5	0.1	6.3	1.5	2.0
Amusement and theme parks.....	71311		6.1	-4.4	0.1	6.3	1.5	2.0
Amusement and theme parks.....	713110		6.1	-4.5	0.1	6.3	1.5	2.0
Primary services.....		713110-P	5.6	-4.8	0.1	6.4	1.6	2.1
Amusement and theme park admissions.....		713110-1	5.8	-6.8	0.2	8.9	2.3	3.0
Amusement and theme park food and beverage sales.....		713110-2	8.5	0.0	0.0	0.0	0.0	0.0
Amusement and theme park merchandise sales, games, and other services.....		713110-3	-11.5	-0.5	-1.6	5.3	0.0	0.0
Other receipts.....		713110-SM	13.2	0.4	0.7	5.8	-0.6	0.5
Golf courses and country clubs.....	71391		7.9	0.1	0.0	0.1	2.4	1.2
Golf courses and country clubs.....	713910		7.9	0.1	0.0	0.1	2.4	1.2
Primary services.....		713910-P	7.8	0.1	0.0	0.1	2.5	1.3
Membership dues and fees.....		713910-1	8.6	0.0	0.0	0.0	0.0	0.0
Greens and guest fees.....		713910-2	5.6	-0.2	0.0	0.3	12.0	4.5
Food and beverage sales.....		713910-3	8.6	0.7	0.0	0.0	0.3	1.3
Equipment rentals and all other golf services.....		713910-4	4.5	0.0	0.0	0.0	0.7	0.0
Fitness and recreational sports centers.....	71394		6.0	0.1	0.0	0.3	0.3	2.3
Fitness and recreational sports centers.....	713940		6.0	0.1	0.0	0.3	0.3	2.3
Primary services.....		713940-P	6.5	0.0	0.0	0.3	0.4	2.6
Fitness and recreational facility memberships.....		713940-1	7.2	0.0	0.0	0.3	0.5	3.7
Recreational facility admissions, classes, and other fitness center services.....		713940-2	4.7	0.0	0.0	0.4	0.0	0.0
Other receipts.....		713940-SM	2.3	0.6	0.0	0.0	0.0	0.0

See footnotes at end of table.

Table 12. Producer price index percentage changes for the net output of selected industries and their products, not seasonally adjusted — Continued
 [December 2023]

Title ¹	Industry code	Product code	Unadjusted 12-month percent change ²	Unadjusted 1-month percent change ²					
				Dec. 2022 to Dec. 2023 ^P	July to Aug.	Aug. to Sept. ^P	Sept. to Oct. ^P	Oct. to Nov. ^P	Nov. to Dec. ^P
Accommodation.....	721		-3.2	-2.3	-0.8	-0.4	-1.8	-4.1	
Accommodation.....	7211		-3.2	-2.3	-0.8	-0.4	-1.8	-4.1	
Hotels (exc casino hotels) and motels.....	72111		-5.2	-3.0	-1.9	-0.6	-2.7	-4.7	
Hotels and motels, except casino hotels.....	721110		-5.2	-3.0	-1.9	-0.6	-2.7	-4.7	
Primary services.....		721110-P	-5.4	-3.1	-1.9	-0.6	-2.7	-4.8	
Guestroom rental.....		721110-1	-7.4	-4.0	-2.4	-0.9	-3.5	-6.0	
Limited service hotels and motels guestroom rental.....		721110-101	-5.6	-1.4	-1.5	-2.8	-3.0	-7.1	
Full service hotels and motels guestroom rental.....		721110-102	-4.5	-3.2	-1.1	0.3	-5.6	-6.0	
Luxury and resort hotels guestroom rental.....		721110-103	-11.8	-6.5	-4.5	-1.2	-0.9	-5.4	
Hotel and motel food and beverage and related services.....		721110-2	2.0	0.5	-0.1	0.4	0.5	0.1	
Hotel and motel food and nonalcoholic beverage and related services.....		721110-201	1.9	0.5	-0.2	0.5	0.4	0.0	
Hotel and motel alcoholic beverage and related services.....		721110-202	2.2	0.1	0.2	0.3	1.1	0.5	
Other hotel and motel services.....		721110-5	5.6	1.6	-0.3	-0.2	0.5	0.0	
Other receipts.....		721110-SM1	7.6	4.5	2.1	-1.0	-2.2	2.8	
Casino hotels.....	72112		3.0	-0.1	2.8	0.4	0.9	-2.4	
Casino hotels.....	721120		3.0	-0.1	2.8	0.4	0.9	-2.4	
Primary services.....		721120-P	2.7	-0.1	2.8	0.4	0.7	-2.5	
Casino hotel guestroom rental.....		721120-1	-5.2	1.7	12.8	-6.1	4.1	-18.0	
Casino hotel food and beverage and related services.....		721120-2	8.5	0.0	0.0	4.2	0.1	0.1	
Casino hotel food and nonalcoholic beverage and related services.....		721120-201	7.9	0.0	0.0	5.0	0.0	0.0	
Casino hotel alcoholic beverage and related services.....		721120-202	9.6	0.0	0.0	2.5	0.4	0.3	
Casino gaming receipts.....		721120-5	3.3	-0.7	0.6	1.7	-0.2	1.8	
Other casino hotel services.....		721120-6	5.7	0.0	0.0	0.0	0.8	0.0	
Other receipts.....		721120-SM1	30.7	1.1	1.0	-0.5	12.6	11.5	
Commercial machinery repair and maintenance.....	8113		6.7	0.0	1.7	0.0	0.0	0.0	
Commercial machinery repair and maintenance.....	81131		6.7	0.0	1.7	0.0	0.0	0.0	
Commercial machinery repair and maintenance.....	811310		6.7	0.0	1.7	0.0	0.0	0.0	
Primary services.....		811310-P	6.6	0.0	1.7	0.0	0.0	0.0	
Maintenance and repair services for agricultural, construction, and mining machinery.....		811310-5	6.7	0.0	0.9	0.0	0.0	0.0	
Maintenance and repair services for commercial and service industry machinery.....		811310-6	8.5	0.0	3.5	0.0	0.0	0.0	
Maintenance and repair services for industrial machinery.....		811310-7	6.7	0.0	1.7	0.0	0.0	0.0	
Maintenance and repair services for general purpose machinery.....		811310-8	1.9	0.0	0.0	0.0	0.0	0.0	
Special indexes									
New nonresidential building construction by contractor type/region.....	236400		0.8	0.1	0.1	-0.3	-0.2	0.1	
General contractors.....		236400-1	1.0	0.1	0.1	-0.4	-0.2	-0.1	
General contractors, Northeast.....		236400-11	1.0	0.0	0.0	-0.3	0.3	-0.1	
General contractors, South.....		236400-12	1.2	0.0	0.3	-0.3	-0.7	0.0	
General contractors, Midwest.....		236400-13	0.0	0.3	-0.2	0.3	0.2	-0.2	
General contractors, West.....		236400-14	1.5	0.1	0.0	-0.9	0.0	0.0	
Plumbing, heating, and air conditioning contractors.....		236400-221	3.4	0.5	0.1	0.7	-0.6	0.1	
Plumbing, heating, and air conditioning contractors, Northeast.....		236400-2211	3.0	0.0	0.0	0.5	-0.2	0.3	
Plumbing, heating, and air conditioning contractors, South.....		236400-2212	6.2	1.5	0.0	0.9	-0.1	0.5	
Plumbing, heating, and air conditioning contractors, Midwest.....		236400-2213	0.4	-1.1	0.0	0.6	0.0	0.1	
Plumbing, heating, and air conditioning contractors, West.....		236400-2214	2.5	1.2	0.3	0.9	-2.1	-0.6	
Electrical contractors.....		236400-222	3.1	-0.1	0.1	-0.8	0.0	0.0	
Electrical contractors, Northeast.....		236400-2221	2.2	0.0	0.1	-0.8	0.0	-0.1	
Electrical contractors, South.....		236400-2222	4.6	-0.1	0.0	-1.1	0.0	0.0	
Electrical contractors, Midwest.....		236400-2223	1.1	-0.2	0.5	-0.6	0.0	0.3	
Electrical contractors, West.....		236400-2224	3.2	-0.2	0.1	-0.5	0.0	0.0	
Roofing contractors.....		236400-223	10.1	0.0	-0.6	0.6	0.1	-0.2	
Roofing contractors, Northeast.....		236400-2231	9.4	0.0	-0.1	2.6	0.0	-0.4	
Roofing contractors, South.....		236400-2232	9.9	0.0	-2.1	1.1	-0.1	-0.7	
Roofing contractors, Midwest.....		236400-2233	10.6	0.0	0.3	0.3	0.2	0.0	
Roofing contractors, West.....		236400-2234	10.1	-0.2	0.1	-0.4	0.2	0.1	
Poured concrete foundation and structure contractors.....		236400-224	-2.3	-0.1	0.0	1.9	0.1	0.1	
Poured concrete foundation and structure contractors, Northeast.....		236400-2241	-1.3	0.0	0.0	3.0	0.0	0.0	
Poured concrete foundation and structure contractors, South.....		236400-2242	-3.0	-0.1	0.1	2.1	0.1	-0.1	
Poured concrete foundation and structure contractors, Midwest.....		236400-2243	-4.0	0.1	-0.3	1.1	0.1	0.0	
Poured concrete foundation and structure contractors, West.....		236400-2244	-0.4	-0.2	0.0	1.8	0.0	0.4	
New nonresidential building construction by region.....	236500		0.8	0.1	0.1	-0.4	-0.2	0.1	
New nonresidential building construction, Northeast.....		236500-1	2.2	0.0	0.0	0.2	0.1	0.5	

See footnotes at end of table.

Table 12. Producer price index percentage changes for the net output of selected industries and their products, not seasonally adjusted — Continued
 [December 2023]

Title ¹	Industry code	Product code	Unadjusted 12-month percent change ²	Unadjusted 1-month percent change ²				
				Dec. 2022 to Dec. 2023 ^p	July to Aug.	Aug. to Sept. ^p	Sept. to Oct. ^p	Oct. to Nov. ^p
New nonresidential building construction by region - Continued								
New nonresidential building construction, South.....		236500-2	1.6	0.1	0.1	-0.2	-0.3	0.0
New nonresidential building construction, Midwest.....		236500-3	-0.5	0.0	-0.1	0.2	0.0	-0.1
New nonresidential building construction, West.....		236500-4	-0.1	0.2	0.1	-1.4	-0.2	0.0
Nonresidential building maintenance & repair.....	2381MR		3.3	0.0	0.0	0.1	0.0	0.1
General medical and surgical hospitals by patient type.....								
Medicare patients.....	62211A	62211A-2	2.7	0.0	0.0	1.9	0.0	0.0
Medicaid patients.....		62211A-4	1.2	-0.3	0.0	0.0	0.0	0.0
Private insurance and all other patients.....		62211A-6	3.4	0.1	-0.7	0.5	0.0	0.1
Private insurance patients.....		62211A-61	4.1	0.1	0.1	0.5	0.0	0.1
All other patients.....		62211A-62	-1.7	0.1	-6.7	0.2	0.0	0.1
Premiums for property and casualty insurance ³								
Primary services.....	924126	924126-P	4.9	0.1	0.6	0.0	0.0	0.1
Premiums for private passenger auto insurance.....		924126-1	4.9	0.1	0.6	0.0	0.0	0.1
Premiums for homeowner's insurance.....		924126-2	7.6	0.0	0.2	0.1	0.2	0.1
Premiums for commercial auto insurance.....		924126-3	6.4	0.2	2.4	0.0	-0.1	0.1
Premiums for non-auto liability insurance.....		924126-4	0.8	0.0	0.5	0.0	0.1	0.0
Premiums for medical malpractice insurance.....		924126-402	1.9	0.7	0.2	0.0	0.0	0.0
Premiums for product and other non-auto liability insurance.....		924126-403	0.6	0.0	0.0	0.0	0.0	0.0
Premiums for commercial multiple peril insurance.....		924126-5	2.1	0.8	0.3	0.0	0.0	0.0
Premiums for worker's compensation insurance.....		924126-6	1.5	0.0	0.9	0.0	0.0	0.0
Premiums for other property and casualty insurance.....		924126-7	-1.6	0.0	-0.5	0.0	-0.5	0.0
			0.7	-0.2	0.0	-0.3	0.0	0.0

¹ Industry and product class indexes may include products not shown separately.

² All indexes are subject to revision for 4 months after their originally scheduled publication to incorporate late reports and corrections by survey respondents.

³ The special index for 924126, in which prices reflect premiums only, contrasts with the index shown elsewhere in this table for NAICS 524126, where prices reflect premiums plus the amount of investment income earned on the invested portion of the premium.

p Preliminary

"-" Data not available.

n.e.c. = Not elsewhere classified.

NOTE: Titles of some industries and products are not shown in this table because they fail to meet our publication criteria.

Table 13. Producer price indexes and percentage changes for special commodity groupings, not seasonally adjusted

[December 2023, Index base 1982=100, unless otherwise indicated]

Title	Other index base	Commodity code		Unadjusted index ¹					Unadjusted 1-month percent change ¹	Unadjusted 12-month percent change ¹
		Group code	Item code	Aug. 2023	Sept. 2023 ^p	Oct. 2023 ^p	Nov. 2023 ^p	Dec. 2023 ^p	Nov. to Dec. ^p	Dec. 2022 to Dec. 2023 ^p
All commodities except farm products.....		SI	006111	259.985	261.508	257.861	255.122	251.875	-1.3	-2.3
Industrial commodities less fuels.....		ILF	T15M05	256.371	256.307	256.255	256.069	256.488	0.2	0.5
Construction materials.....		SI	012011	333.794	332.092	328.803	326.994	328.905	0.6	0.8
Chemicals and allied products, including synthetic rubber and synthetic fibers and yarns.....		SI	020011	335.083	335.526	337.522	335.488	333.143	-0.7	-3.7
Lumber and plywood.....		SI	004011	260.819	262.233	255.265	249.676	249.398	-0.1	-8.0
Foods										
All foods.....		SI	013011	260.317	261.294	260.394	261.388	259.340	-0.8	-5.7
Apples.....	06/08	SI	01102A	155.367	155.588	133.180	122.190	114.182	-6.6	-26.0
Berries.....	06/08	SI	01102B	121.841	85.532	82.998	193.663	202.471	4.5	23.9
Processed foods.....		SI	095011	263.564	265.554	265.579	262.574	261.562	-0.4	-0.6
Textiles										
Selected textile mill products.....		SI	134011	197.677	198.772	198.105	197.071	197.421	0.2	-0.1
Hosiery.....		SI	092011	185.510	185.510	185.510	185.260	185.286	0.0	0.6
Underwear and nightwear.....		SI	094011	159.706	159.706	159.830	159.830	159.830	0.0	0.7
Metals										
Steel mill products, including fabricated wire products.....		SI	STEEL1	325.566	314.879	307.351	303.056	312.259	3.0	-2.5
Finished steel mill products, excluding fabricated wire products.....		SI	STEEL2	313.541	301.387	293.335	288.532	298.950	3.6	-2.2
Finished steel mill products, including fabricated wire products.....		SI	STEEL3	317.092	305.687	297.829	293.383	302.953	3.3	-2.7
Special metals and metal products.....		SI	018011	242.702	241.651	241.112	241.302	243.664	1.0	1.0
Fabricated metal products.....		SI	017011	283.889	283.772	283.436	283.934	285.537	0.6	1.4
Copper and copper products.....		SI	019011	499.785	499.885	493.555	505.782	516.985	2.2	2.2
Machinery										
Machinery and motive products.....		SI	093011	187.313	187.498	187.972	188.144	188.162	0.0	2.6
Machinery and equipment, except electrical.....		SI	089011	210.337	210.753	211.078	211.220	211.306	0.0	4.4
Agricultural machinery, including tractors.....		SI	024011	331.211	332.763	334.053	331.886	332.449	0.2	1.0
Metalworking machinery.....		SI	021011	247.958	250.037	250.207	250.209	250.210	0.0	5.8
Total tractors.....		SI	023011	294.332	296.669	296.669	296.996	297.220	0.1	9.2
Agriculture machinery and equipment, less parts.....		SI	021012	326.582	328.112	329.384	327.247	327.803	0.2	1.0
Agricultural machinery, excluding tractors.....		SI	024012	342.286	343.764	344.980	343.204	343.525	0.1	1.2
Medical										
Pharmaceutical preparations for human and veterinary use.....		SI	070011	861.585	861.489	862.629	862.820	862.458	0.0	2.9
Pharmaceuticals for human use, prescription.....	06/01	SI	07003	316.095	316.095	316.306	316.306	316.305	0.0	2.4
Pharmaceuticals for human use, non-prescription.....	06/01	SI	07006	144.321	144.297	144.423	144.455	144.455	0.0	2.2
Health care services, Medicare patients.....	06/14	SI	HCARE1	113.826	113.829	115.490	115.494	115.506	0.0	1.1
Health care services, Medicaid patients.....	06/14	SI	HCARE2	119.534	119.539	119.948	119.947	119.956	0.0	3.8
Health care services, private insurance patients.....	06/14	SI	HCARE3	125.446	125.560	126.007	125.902	125.927	0.0	3.4
Health care services, all other patients.....	06/14	SI	HCARE4	128.371	131.429	131.522	131.478	131.506	0.0	6.3

¹ All indexes are subject to revision for 4 months after their originally scheduled publication to incorporate late reports and corrections by survey respondents.

p Preliminary

NOTE: See next page for content of indexes on this table.

Table 13 commodity groupings include the following items:

All commodities except farm products: 02 through 15

Industrial commodities less fuels: 03, 04, and 06 through 15

Construction materials: 062101, 0721, 081105, 081106, 081107, 081203, 081204, 082, 0831, 0835, 086, 092, 101502, 101703, 101704, 10250162, 104101, 105, 106, 1071, 107301, 1074051, 107411, 10830225, 1142, 1147, 11490205, 11710143, 11710144, 11710147, 11710216, 11710217, 123101, 1232, 131108, 1321, 1322, 133, 134, 1361, 1362, 137, 1392, 1394, and 139501

Chemicals and allied products, including synthetic rubber and synthetic fibers: 031, 06 less 064, and 071102

Lumber and plywood: 081 and 083

All foods: 011, 017, and 02 less 0261, 0262, and 029

Apples: 01110208, 01110209, 01110211, 01110215, 01110216, 01110220, 01110229, 01110230

Berries: 01110222, 01110224, 01110225, 01110226, 01110227

Processed foods: 02 less 0261, 0262, and 029

Selected textile mill products: 0327, 03370104, 034, 038108083, 03820312, 038303214, 038303216, and 1231

Hosiery: 03810831

Underwear and nightwear: 03810647, 03810761, 038308083

Steel mill products, including fabricated wire products: 1017 and 1088

Finished steel mill products, excluding fabricated wire products: 101703, 101704, 101705, 101706, 101706, 101707, and 101708

Finished steel mill products, including fabricated wire products: 101703, 101704, 101705, 101706, 101706, 101707, 101708, and 1088

Special metals and metal products: 10, 111, and 141

Fabricated metal products: 103 through 108

Copper and copper products: 10210201, 10220131, 102301, 102403, 102502, 10260314, and 102807013

Machinery and motive products: 11 and 14

Machinery and equipment except electrical: 111, 112, 113, 114, 115, 116, 118, and 119

Agriculture machinery, including tractors: 1114 less 111409

Metalworking machinery: 113A, 1132, 113304, 1137, and 1138

Total tractors: 111410 and 112A less 112A03

Agricultural machinery and equipment, less parts (old commodity code 111): 111 less 111409

Agricultural machinery, excluding tractors (old commodity code 1112): 1114 less 111403

Pharmaceutical preparations for human and veterinary use: 0634 and 0638

Pharmaceuticals for human use, prescription: prescription pharmaceutical price quotes from 0638

Pharmaceuticals for human use, non-prescription: non-prescription pharmaceutical price quotes from 0638

Health care services, Medicare patients: Medicare price quotes from 511 and 512

Health care services, Medicaid patients: Medicaid price quotes from 511 and 512

Health care services, private insurance patients: Private insurance price quotes from 511 and 512

Health care services, all other patients: Price quotes from 511 and 512, less Medicare, Medicaid, and private insurance

Note: Weights for the above components are those used for the comprehensive All commodities index.

Table 14. Producer price indexes and percentage changes for net inputs to industries, excluding capital investment, labor, and imports; not seasonally adjusted
 [December 2023, Index base December 2014=100, unless otherwise indicated]

Title	Other index base	Commodity code		Unadjusted index ¹					Unadjusted 1-month percent change ¹	Unadjusted 12-month percent change ¹
		Group code	Item code	Aug. 2023	Sept. 2023 ^P	Oct. 2023 ^P	Nov. 2023 ^P	Dec. 2023 ^P	Nov. to Dec. ^P	Dec. 2022 to Dec. 2023 ^P
Construction										
Inputs to construction industries, excluding capital investment, labor, and imports.....		IP	230000	150.405	151.011	149.913	149.268	148.639	-0.4	1.7
Inputs to construction industries, goods.....	06/86	IP	2300001	323.169	324.358	319.602	317.738	315.787	-0.6	1.2
Inputs to construction industries, energy.....		IP	23000012	159.455	162.064	144.703	136.008	123.190	-9.4	-8.9
Inputs to construction industries, goods less foods and energy.....		IP	23000013	151.764	152.092	151.568	151.579	152.013	0.3	2.2
Inputs to construction industries, services.....		IP	2300002	146.910	147.608	148.742	148.551	148.489	0.0	2.7
Inputs to construction industries, trade services ²		IP	23000021	156.311	156.973	159.087	158.225	159.127	0.6	5.3
Inputs to construction industries, transportation and warehousing services.....		IP	23000022	130.117	132.119	132.371	132.179	130.048	-1.6	-8.9
Inputs to construction industries, services less trade, transportation, and warehousing.....		IP	23000023	132.652	132.777	132.999	133.657	133.300	-0.3	4.6
New construction										
Inputs to new construction, excluding capital investment, labor, and imports.....		IP	231000	151.096	151.640	150.545	149.966	149.448	-0.3	1.7
Inputs to new construction, goods.....	06/86	IP	2310001	323.751	324.867	320.098	318.377	316.792	-0.5	1.4
Inputs to new construction, energy.....		IP	23100012	159.153	161.520	143.439	134.885	122.262	-9.4	-8.9
Inputs to new construction, goods less foods and energy.....		IP	23100013	152.751	153.082	152.527	152.547	153.075	0.3	2.4
Inputs to new construction, services.....		IP	2310002	146.896	147.470	148.637	148.516	148.450	0.0	2.5
Inputs to new construction, trade services ²		IP	23100021	156.790	157.300	159.597	158.825	159.796	0.6	5.2
Inputs to new construction, transportation and warehousing services.....		IP	23100022	130.117	132.119	132.371	132.179	130.048	-1.6	-8.9
Inputs to new construction, services less trade, transportation, and warehousing.....		IP	23100023	132.526	132.530	132.769	133.392	133.071	-0.2	4.3
Inputs to residential construction industries, excluding capital investment, labor, and imports.....		IP	231100	147.951	148.654	147.751	147.174	146.617	-0.4	1.9
Inputs to residential construction industries, goods.....	06/86	IP	2311001	315.003	316.003	311.798	310.600	308.803	-0.6	1.1
Inputs to residential construction industries, energy.....		IP	23110012	150.035	152.368	136.545	128.818	117.528	-8.8	-7.9
Inputs to residential construction industries, goods less foods and energy.....		IP	23110013	150.439	150.734	150.085	150.216	150.384	0.1	1.8
Inputs to residential construction industries, services.....		IP	2311002	145.511	146.561	147.318	146.730	146.622	-0.1	3.2
Inputs to residential construction industries, trade services ²		IP	23110021	152.308	153.764	154.835	153.451	153.977	0.3	5.4
Inputs to residential construction industries, transportation and warehousing services.....		IP	23110022	130.117	132.119	132.371	132.180	130.048	-1.6	-8.9
Inputs to residential construction industries, services less trade, transportation, and warehousing.....		IP	23110023	135.199	135.068	135.448	136.156	135.767	-0.3	4.4
Inputs to single family residential construction, excluding capital investment, labor, and imports.....		IP	231110	146.431	147.116	146.323	145.688	145.264	-0.3	1.7
Inputs to single family residential construction, goods.....		IP	2311101	147.164	147.548	145.737	145.137	144.497	-0.4	0.7
Inputs to single family residential construction, energy.....		IP	23111012	153.871	156.206	140.225	132.522	121.320	-8.5	-7.5
Inputs to single family residential construction, goods less foods and energy.....		IP	23111013	150.025	150.275	149.453	149.356	149.469	0.1	1.2
Inputs to single family residential construction, services.....		IP	2311102	145.335	146.461	147.150	146.464	146.356	-0.1	3.2
Inputs to single family residential construction, trade services ²		IP	23111021	151.964	153.357	154.288	152.829	153.368	0.4	5.2
Inputs to single family residential construction, transportation and warehousing services.....		IP	23111022	130.117	132.119	132.371	132.180	130.048	-1.6	-8.9
Inputs to single family residential construction, services less trade, transportation, and warehousing.....		IP	23111023	137.904	137.929	138.276	139.164	138.594	-0.4	4.8
Inputs to multifamily residential construction, excluding capital investment, labor, and imports.....		IP	231120	149.410	150.330	149.510	148.871	148.425	-0.3	2.5
Inputs to multifamily residential construction, goods.....		IP	2311201	152.470	153.060	151.272	150.700	150.021	-0.5	2.0
Inputs to multifamily residential construction, energy.....		IP	23112012	155.905	158.201	142.101	134.283	122.899	-8.5	-8.4
Inputs to multifamily residential construction, goods less foods and energy.....		IP	23112013	154.636	155.095	154.458	154.474	154.665	0.1	2.8
Inputs to multifamily residential construction, services.....		IP	2311202	145.817	147.210	147.758	147.020	146.903	-0.1	3.1
Inputs to multifamily residential construction, trade services ²		IP	23112021	152.560	154.375	155.388	153.669	154.151	0.3	5.5
Inputs to multifamily residential construction, transportation and warehousing services.....		IP	23112022	130.117	132.119	132.371	132.179	130.048	-1.6	-8.9
Inputs to multifamily residential construction, services less trade, transportation, and warehousing.....		IP	23112023	128.622	128.967	128.843	129.520	129.275	-0.2	4.3
Inputs to other residential construction, excluding capital investment, labor, and imports.....		IP	231130	147.036	147.707	146.760	146.221	145.624	-0.4	2.1
Inputs to other residential construction, goods.....		IP	2311301	148.474	148.977	146.906	146.350	145.400	-0.6	1.2
Inputs to other residential construction, energy.....		IP	23113012	150.763	153.130	137.137	129.291	117.806	-8.9	-8.1
Inputs to other residential construction, goods less foods and energy.....		IP	23113013	148.263	148.562	148.011	148.250	148.450	0.1	2.1
Inputs to other residential construction, services.....		IP	2311302	145.114	146.041	146.786	146.272	146.207	0.0	3.3
Inputs to other residential construction, trade services ²		IP	23113021	153.117	154.566	155.690	154.349	154.886	0.3	5.6

See footnotes at end of table.

Table 14. Producer price indexes and percentage changes for net inputs to industries, excluding capital investment, labor, and imports; not seasonally adjusted — Continued
 [December 2023, Index base December 2014=100, unless otherwise indicated]

Title	Other index base	Commodity code		Unadjusted index ¹					Unadjusted 1-month percent change ¹	Unadjusted 12-month percent change ¹	
		Group code	Item code	Aug. 2023	Sept. 2023 ^P	Oct. 2023 ^P	Nov. 2023 ^P	Dec. 2023 ^P	Nov. to Dec. ^P	Dec. 2022 to Dec. 2023 ^P	
Inputs to other residential construction, transportation and warehousing services.....		IP	23113022	130.117	132.119	132.371	132.179	130.048	-1.6	-8.9	
Inputs to other residential construction, services less trade, transportation, and warehousing.....		IP	23113023	125.733	125.519	125.838	126.392	126.180	-0.2	4.2	
Inputs to nonresidential construction, excluding capital investment, labor, and imports.....	06/10	IP	231200	151.097	151.575	150.480	149.986	149.511	-0.3	1.8	
Inputs to nonresidential construction, goods.....		IP	2312001	163.384	163.974	161.639	160.759	160.040	-0.4	1.6	
Inputs to nonresidential construction, energy.....		IP	23120012	159.071	161.677	144.341	135.651	122.838	-9.4	-9.0	
Inputs to nonresidential construction, goods less foods and energy.....		IP	23120013	152.815	153.140	152.642	152.697	153.381	0.4	2.7	
Inputs to nonresidential construction, services.....		IP	2312002	147.032	147.341	148.690	148.934	148.903	0.0	2.2	
Inputs to nonresidential construction, trade services ²		IP	23120021	163.730	163.172	166.513	166.538	167.891	0.8	4.9	
Inputs to nonresidential construction, transportation and warehousing services.....		IP	23120022	130.117	132.119	132.371	132.179	130.048	-1.6	-8.9	
Inputs to nonresidential construction, services less trade, transportation, and warehousing.....		IP	23120023	125.960	126.220	126.399	126.943	126.710	-0.2	4.6	
Inputs to commercial and healthcare structures, excluding capital investment, labor, and imports.....		06/10	IP	231210	152.218	152.543	151.791	151.586	151.316	-0.2	1.4
Inputs to commercial and healthcare structures, goods.....			IP	2312101	165.521	165.929	164.275	163.793	163.486	-0.2	1.5
Inputs to commercial and healthcare structures, energy.....	IP		23121012	155.243	157.636	141.355	133.443	121.903	-8.6	-7.8	
Inputs to commercial and healthcare structures, goods less foods and energy.....	IP		23121013	154.242	154.475	154.004	154.097	154.628	0.3	2.0	
Inputs to commercial and healthcare structures, services.....	IP		2312102	148.105	148.289	149.605	150.040	149.813	-0.2	1.4	
Inputs to commercial and healthcare structures, trade services ²	IP		23121021	166.252	165.323	168.883	169.215	170.543	0.8	3.9	
Inputs to commercial and healthcare structures, transportation and warehousing services.....	IP		23121022	130.117	132.119	132.371	132.179	130.048	-1.6	-8.9	
Inputs to commercial and healthcare structures, services less trade, transportation, and warehousing.....	IP		23121023	127.066	127.176	127.243	127.993	127.568	-0.3	4.6	
Inputs to commercial structures, excluding capital investment, labor, and imports.....	06/10		IP	231211	152.775	153.068	152.345	152.164	151.909	-0.2	1.5
Inputs to commercial structures, goods.....			IP	2312111	152.661	153.026	151.499	151.054	150.778	-0.2	1.4
Inputs to commercial structures, energy.....		IP	23121112	155.374	157.780	141.436	133.469	121.836	-8.7	-7.9	
Inputs to commercial structures, goods less foods and energy.....		IP	23121113	154.579	154.800	154.334	154.432	154.980	0.4	2.0	
Inputs to commercial structures, services.....		IP	2312112	149.220	149.315	150.753	151.280	151.092	-0.1	1.7	
Inputs to commercial structures, trade services ²		IP	23121121	167.704	166.556	170.465	171.075	172.500	0.8	4.4	
Inputs to commercial structures, transportation and warehousing services.....		IP	23121122	130.117	132.119	132.371	132.179	130.048	-1.6	-8.9	
Inputs to commercial structures, services less trade, transportation, and warehousing.....		IP	23121123	130.552	130.648	130.789	131.523	131.107	-0.3	4.4	
Inputs to healthcare structures, excluding capital investment, labor, and imports.....		06/10	IP	231212	151.796	152.156	151.337	151.152	150.800	-0.2	1.3
Inputs to healthcare structures, goods.....			IP	2312121	151.982	152.367	150.797	150.434	150.047	-0.3	1.5
Inputs to healthcare structures, energy.....	IP		23121212	155.018	157.375	141.255	133.472	122.147	-8.5	-7.5	
Inputs to healthcare structures, goods less foods and energy.....	IP		23121213	153.770	154.016	153.489	153.663	154.071	0.3	2.0	
Inputs to healthcare structures, services.....	IP		2312122	147.948	148.239	149.330	149.599	149.342	-0.2	1.0	
Inputs to healthcare structures, trade services ²	IP		23121221	163.357	162.880	165.767	165.640	166.805	0.7	3.3	
Inputs to healthcare structures, transportation and warehousing services.....	IP		23121222	130.117	132.119	132.371	132.180	130.048	-1.6	-8.9	
Inputs to healthcare structures, services less trade, transportation, and warehousing.....	IP		23121223	128.273	128.270	128.234	129.025	128.618	-0.3	4.4	
Inputs to industrial structures, excluding capital investment, labor, and imports.....	06/10		IP	231220	150.798	151.257	150.605	150.304	149.845	-0.3	2.7
Inputs to industrial structures, goods.....			IP	2312201	159.064	159.789	157.963	157.242	156.510	-0.5	2.5
Inputs to industrial structures, energy.....		IP	23122012	157.367	159.881	143.002	134.642	122.367	-9.1	-8.5	
Inputs to industrial structures, goods less foods and energy.....		IP	23122013	149.036	149.547	149.249	149.289	149.685	0.3	3.4	
Inputs to industrial structures, services.....		IP	2312202	149.499	149.416	151.318	151.924	152.024	0.1	3.0	
Inputs to industrial structures, trade services ²		IP	23122021	167.559	165.883	171.420	172.882	174.634	1.0	8.0	
Inputs to industrial structures, transportation and warehousing services.....		IP	23122022	130.117	132.119	132.371	132.179	130.048	-1.6	-8.9	
Inputs to industrial structures, services less trade, transportation, and warehousing.....		IP	23122023	126.647	126.768	126.842	127.149	127.062	-0.1	4.2	
Inputs to other nonresidential construction, excluding capital investment, labor, and imports.....		06/10	IP	231230	150.473	151.023	149.861	149.239	148.668	-0.4	1.7
Inputs to other nonresidential construction, goods.....			IP	2312301	162.134	162.814	160.370	159.329	158.439	-0.6	1.5
Inputs to other nonresidential construction, energy.....	IP		23123012	154.397	157.018	141.941	133.425	121.178	-9.2	-9.9	
Inputs to other nonresidential construction, goods less foods and energy.....	IP		23123013	152.361	152.726	152.206	152.277	153.030	0.5	2.9	
Inputs to other nonresidential construction, services.....	IP		2312302	146.251	146.607	147.913	148.067	148.073	0.0	2.3	
Inputs to other nonresidential construction, trade services ²	IP	23123021	162.618	162.246	165.348	165.174	166.499	0.8	4.9		

See footnotes at end of table.

Table 14. Producer price indexes and percentage changes for net inputs to industries, excluding capital investment, labor, and imports; not seasonally adjusted — Continued
 [December 2023, Index base December 2014=100, unless otherwise indicated]

Title	Other index base	Commodity code		Unadjusted index ¹					Unadjusted 1-month percent change ¹	Unadjusted 12-month percent change ¹
		Group code	Item code	Aug. 2023	Sept. 2023 ^P	Oct. 2023 ^P	Nov. 2023 ^P	Dec. 2023 ^P	Nov. to Dec. ^P	Dec. 2022 to Dec. 2023 ^P
Inputs to other nonresidential construction, transportation and warehousing services.....		IP	23123022	130.117	132.119	132.371	132.179	130.048	-1.6	-8.9
Inputs to other nonresidential construction, services less trade, transportation, and warehousing.....		IP	23123023	125.492	125.761	125.988	126.493	126.292	-0.2	4.5
Inputs to highways and streets, excluding capital investment, labor, and imports.....		IP	231231	148.549	149.131	147.893	147.333	146.912	-0.3	2.7
Inputs to highways and streets, goods.....		IP	2312311	149.260	149.947	147.725	146.846	146.242	-0.4	2.7
Inputs to highways and streets, energy.....		IP	23123112	161.129	163.848	145.952	136.850	123.363	-9.9	-9.6
Inputs to highways and streets, goods less foods and energy....		IP	23123113	151.446	151.904	151.524	151.618	152.557	0.6	4.0
Inputs to highways and streets, services.....		IP	2312312	144.333	144.619	146.097	146.418	146.505	0.1	2.7
Inputs to highways and streets, trade services ²		IP	23123121	163.804	163.126	166.862	167.101	168.699	1.0	6.1
Inputs to highways and streets, transportation and warehousing services.....		IP	23123122	127.390	129.350	129.597	129.410	127.323	-1.6	-8.9
Inputs to highways and streets, services less trade, transportation, and warehousing.....		IP	23123123	125.001	125.335	125.440	126.007	125.795	-0.2	4.7
Inputs to power and communication structures, excluding capital investment, labor, and imports.....		IP	231232	148.283	148.643	147.161	146.486	145.906	-0.4	1.4
Inputs to power and communication structures, goods.....		IP	2312321	153.104	153.596	150.167	148.968	147.855	-0.7	0.5
Inputs to power and communication structures, energy.....		IP	23123212	152.141	154.088	139.682	132.426	121.749	-8.1	-7.9
Inputs to power and communication structures, goods less foods and energy.....		IP	23123213	152.902	153.051	152.207	152.433	153.567	0.7	2.2
Inputs to power and communication structures, services.....		IP	2312322	141.605	141.782	142.998	143.051	143.206	0.1	2.7
Inputs to power and communication structures, trade services ²		IP	23123221	160.668	160.368	163.221	162.871	164.130	0.8	4.5
Inputs to power and communication structures, transportation and warehousing services.....		IP	23123222	130.117	132.119	132.371	132.179	130.048	-1.6	-8.9
Inputs to power and communication structures, services less trade, transportation, and warehousing.....		IP	23123223	123.299	123.425	123.864	124.156	124.090	-0.1	3.7
Inputs to educational and vocational structures, excluding capital investment, labor, and imports.....		IP	231233	151.545	151.921	151.085	150.752	150.385	-0.2	1.3
Inputs to educational and vocational structures, goods.....		IP	2312331	151.805	152.201	150.547	149.993	149.576	-0.3	1.3
Inputs to educational and vocational structures, energy.....		IP	23123312	149.039	151.324	135.739	128.178	117.158	-8.6	-7.7
Inputs to educational and vocational structures, goods less foods and energy.....		IP	23123313	152.518	152.777	152.137	152.094	152.453	0.2	1.9
Inputs to educational and vocational structures, services.....		IP	2312332	148.217	148.535	149.764	149.989	149.753	-0.2	1.3
Inputs to educational and vocational structures, trade services ²		IP	23123321	162.550	162.033	164.964	164.855	165.971	0.7	3.7
Inputs to educational and vocational structures, transportation and warehousing services.....		IP	23123322	130.117	132.119	132.371	132.180	130.048	-1.6	-8.9
Inputs to educational and vocational structures, services less trade, transportation, and warehousing.....		IP	23123323	127.864	127.990	128.111	128.816	128.427	-0.3	4.8
Inputs to other misc. nonresidential construction, excluding capital investment, labor, and imports.....		IP	231234	149.786	150.264	149.030	148.372	147.752	-0.4	1.4
Inputs to other misc. nonresidential construction, goods.....		IP	2312341	148.956	149.432	147.090	146.125	145.258	-0.6	1.2
Inputs to other misc. nonresidential construction, energy.....		IP	23123412	158.650	161.309	144.207	135.429	122.540	-9.5	-9.3
Inputs to other misc. nonresidential construction, goods less foods and energy.....		IP	23123413	151.297	151.519	150.911	150.870	151.438	0.4	2.3
Inputs to other misc. nonresidential construction, services.....		IP	2312342	146.704	147.173	148.333	148.351	148.279	0.0	1.9
Inputs to other misc. nonresidential construction, trade services ²		IP	23123421	161.248	161.215	163.917	163.398	164.582	0.7	4.5
Inputs to other misc. nonresidential construction, transportation and warehousing services.....		IP	23123422	130.117	132.119	132.371	132.179	130.048	-1.6	-8.9
Inputs to other misc. nonresidential construction, services less trade, transportation, and warehousing.....		IP	23123423	125.571	125.759	125.926	126.459	126.236	-0.2	4.4
Maintenance and repair construction										
Inputs to maintenance and repair construction, excluding capital investment, labor, and imports.....		IP	232000	146.972	147.611	146.379	145.722	144.905	-0.6	1.4
Inputs to maintenance and repair construction, goods.....	06/86	IP	2320001	329.456	330.578	325.523	323.361	320.502	-0.9	0.4
Inputs to maintenance and repair construction, energy.....		IP	23200012	170.387	173.213	152.530	142.033	126.523	-10.9	-11.3
Inputs to maintenance and repair construction, goods less foods and energy.....		IP	23200013	148.569	148.842	148.441	148.441	148.611	0.1	1.6
Inputs to maintenance and repair construction, services.....		IP	2320002	145.537	146.414	146.998	146.893	146.892	0.0	3.4
Inputs to maintenance and repair construction, trade services ²		IP	23200021	154.523	155.405	156.429	155.935	156.376	0.3	5.3
Inputs to maintenance and repair construction, transportation and warehousing services.....		IP	23200022	130.117	132.119	132.371	132.179	130.048	-1.6	-8.9
Inputs to maintenance and repair construction, services less trade, transportation, and warehousing.....		IP	23200023	125.831	126.207	126.051	126.723	126.719	0.0	4.6
Inputs to residential maintenance and repair, excluding capital investment, labor, and imports.....		IP	232100	144.993	145.585	144.869	144.439	143.879	-0.4	1.9
Inputs to residential maintenance and repair, goods.....	06/86	IP	2321001	306.946	307.773	304.344	302.935	300.880	-0.7	0.4
Inputs to residential maintenance and repair, energy.....		IP	23210012	168.588	171.666	152.281	142.003	126.647	-10.8	-11.0

See footnotes at end of table.

Table 14. Producer price indexes and percentage changes for net inputs to industries, excluding capital investment, labor, and imports; not seasonally adjusted — Continued
 [December 2023, Index base December 2014=100, unless otherwise indicated]

Title	Other index base	Commodity code		Unadjusted index ¹					Unadjusted 1-month percent change ¹	Unadjusted 12-month percent change ¹
		Group code	Item code	Aug. 2023	Sept. 2023 ^P	Oct. 2023 ^P	Nov. 2023 ^P	Dec. 2023 ^P	Nov. to Dec. ^P	Dec. 2022 to Dec. 2023 ^P
Inputs to residential maintenance and repair, goods less foods and energy.....		IP	23210013	146.753	146.965	146.552	146.546	146.561	0.0	1.2
Inputs to residential maintenance and repair, services.....		IP	2321002	146.759	147.630	148.129	148.010	148.001	0.0	3.8
Inputs to residential maintenance and repair, trade services ²		IP	23210021	152.939	153.961	154.519	154.171	154.549	0.2	5.3
Inputs to residential maintenance and repair, transportation and warehousing services.....		IP	23210022	130.117	132.119	132.371	132.179	130.048	-1.6	-8.9
Inputs to residential maintenance and repair, services less trade, transportation, and warehousing.....		IP	23210023	133.407	133.335	133.748	134.365	134.055	-0.2	4.4
Inputs to nonresidential maintenance and repair, excluding capital investment, labor, and imports.....		IP	232200	147.744	148.334	147.028	146.227	145.303	-0.6	1.3
Inputs to nonresidential maintenance and repair, goods.....	06/86	IP	2322001	334.922	336.084	330.683	328.216	325.170	-0.9	0.4
Inputs to nonresidential maintenance and repair, energy.....		IP	23220012	168.857	171.926	152.523	142.233	126.874	-10.8	-11.1
Inputs to nonresidential maintenance and repair, goods less foods and energy.....		IP	23220013	149.060	149.284	148.851	148.822	149.100	0.2	1.7
Inputs to nonresidential maintenance and repair, services.....		IP	2322002	145.516	146.249	147.116	146.902	146.832	0.0	3.2
Inputs to nonresidential maintenance and repair, trade services ²		IP	23220021	155.739	156.497	157.964	157.182	157.831	0.4	5.3
Inputs to nonresidential maintenance and repair, transportation and warehousing services.....		IP	23220022	130.117	132.119	132.371	132.179	130.048	-1.6	-8.9
Inputs to nonresidential maintenance and repair, services less trade, transportation, and warehousing.....		IP	23220023	126.106	126.240	126.345	127.038	126.663	-0.3	4.7
Manufacturing³										
Inputs to 325510, paint and coating manufacturing, excluding capital investment, labor, and imports.....	03/13	IP	325510	125.518	125.369	124.262	123.763	122.888	-0.7	-3.8
Inputs to 325510, goods.....	03/13	IP	3255101	121.451	121.308	119.710	119.069	118.132	-0.8	-4.3
Inputs to 325510, energy.....	03/13	IP	32551012	114.306	115.472	106.000	102.402	97.680	-4.6	-1.6
Inputs to 325510, goods less foods and energy.....	03/13	IP	32551013	122.173	121.988	120.636	120.087	119.267	-0.7	-4.4
Inputs to 325510, services.....	03/13	IP	3255102	143.553	143.372	145.825	146.376	146.004	-0.3	-0.6
Inputs to 325510, trade services ²	03/13	IP	32551021	150.539	148.390	153.195	154.278	155.024	0.5	4.2
Inputs to 325510, transportation and warehousing services.....	03/13	IP	32551022	131.417	132.780	133.283	133.392	132.166	-0.9	-4.7
Inputs to 326100, plastics products manufacturing, excluding capital investment, labor, and imports.....	03/14	IP	326100	118.443	118.342	116.774	116.818	116.420	-0.3	-4.1
Inputs to 326100, goods.....	03/14	IP	3261001	112.235	112.167	110.145	110.110	109.765	-0.3	-4.9
Inputs to 326100, energy.....	03/14	IP	32610012	133.469	134.095	125.258	124.394	123.196	-1.0	5.2
Inputs to 326100, goods less foods and energy.....	03/14	IP	32610013	110.786	110.669	109.124	109.147	108.862	-0.3	-5.6
Inputs to 326100, services.....	03/14	IP	3261002	142.469	142.196	143.304	143.784	143.127	-0.5	-0.4
Inputs to 326100, trade services ²	03/14	IP	32610021	156.591	154.911	157.463	157.603	157.684	0.1	-0.1
Inputs to 326100, transportation and warehousing services.....	03/14	IP	32610022	122.183	123.729	124.354	124.376	122.988	-1.1	-5.9
Inputs to 326100, services less trade, transportation, and warehousing.....	03/14	IP	32610023	129.616	129.181	128.774	130.176	129.443	-0.6	5.6
Inputs to 333130, mining and oil and gas field machinery mfg, excluding capital investment, labor, and imports.....	04/14	IP	333130	143.815	142.758	142.763	142.449	143.417	0.7	1.6
Inputs to 333130, goods.....	04/14	IP	3331301	133.875	132.745	131.810	131.071	132.131	0.8	0.5
Inputs to 333130, energy.....	04/14	IP	33313012	117.448	121.934	128.071	120.167	112.903	-6.0	-18.0
Inputs to 333130, goods less foods and energy.....	04/14	IP	33313013	134.460	133.190	132.079	131.515	132.783	1.0	1.0
Inputs to 333130, services.....	04/14	IP	3331302	160.177	159.459	162.443	163.507	164.080	0.4	4.5
Inputs to 333130, trade services ²	04/14	IP	33313021	175.033	172.663	179.559	182.912	184.613	0.9	10.8
Inputs to 333130, transportation and warehousing services.....	04/14	IP	33313022	119.306	120.037	121.232	120.702	119.266	-1.2	-7.7
Inputs to 333130, services less trade, transportation, and warehousing.....	04/14	IP	33313023	149.720	149.613	149.659	149.545	150.478	0.6	5.8
Inputs to 336111, automobile manufacturing, excluding capital investment, labor, and imports.....	02/14	IP	336111	134.985	135.108	135.456	135.816	136.155	0.2	3.0
Inputs to 336111, goods.....	02/14	IP	3361111	119.295	119.388	119.572	119.616	120.103	0.4	2.2
Inputs to 336111, goods less foods and energy.....	02/14	IP	33611113	119.295	119.388	119.572	119.616	120.103	0.4	2.2
Inputs to 336111, services.....	02/14	IP	3361112	173.583	173.823	174.930	176.835	176.285	-0.3	5.7
Inputs to 336111, trade services ²	02/14	IP	33611121	177.477	177.455	178.671	180.857	180.547	-0.2	7.6
Inputs to 336111, transportation and warehousing services.....	02/14	IP	33611122	132.170	134.203	134.460	134.265	132.100	-1.6	-8.9
Inputs to 336411, airplane manufacturing, excluding capital investment, labor, and imports.....	02/14	IP	336411	129.419	129.488	129.444	129.658	130.069	0.3	3.3
Inputs to 336411, goods.....	02/14	IP	3364111	121.645	121.386	121.240	121.292	121.726	0.4	2.7
Inputs to 336411, energy.....	02/14	IP	33641112	116.538	126.051	148.152	130.534	114.152	-12.5	-35.9
Inputs to 336411, goods less foods and energy.....	02/14	IP	33641113	121.873	121.591	121.393	121.486	121.960	0.4	2.8
Inputs to 336411, services.....	02/14	IP	3364112	156.710	158.025	158.370	159.196	159.509	0.2	4.9
Inputs to 336411, trade services ²	02/14	IP	33641121	177.222	176.496	179.603	181.865	182.680	0.4	8.8
Inputs to 336411, transportation and warehousing services.....	02/14	IP	33641122	131.285	133.304	133.559	133.366	131.215	-1.6	-8.9
Inputs to 336411, services less trade, transportation, and warehousing.....	02/14	IP	33641123	134.161	136.157	135.194	135.437	135.911	0.3	5.3

See footnotes at end of table.

Table 14. Producer price indexes and percentage changes for net inputs to industries, excluding capital investment, labor, and imports; not seasonally adjusted — Continued
 [December 2023, Index base December 2014=100, unless otherwise indicated]

Title	Other index base	Commodity code		Unadjusted index ¹					Unadjusted 1-month percent change ¹	Unadjusted 12-month percent change ¹
		Group code	Item code	Aug. 2023	Sept. 2023 ^p	Oct. 2023 ^p	Nov. 2023 ^p	Dec. 2023 ^p	Nov. to Dec. ^p	Dec. 2022 to Dec. 2023 ^p
Inputs to 336611, ship building and repairing, excluding capital investment, labor, and imports.....	02/14	IP	336611	144.473	144.238	144.159	144.212	144.472	0.2	2.7
Inputs to 336611, goods.....	02/14	IP	3366111	135.804	135.553	135.242	135.098	135.549	0.3	2.3
Inputs to 336611, energy.....	02/14	IP	33661112	139.016	140.449	135.338	132.612	130.832	-1.3	0.2
Inputs to 336611, goods less foods and energy.....	02/14	IP	33661113	135.622	135.311	135.174	135.124	135.656	0.4	2.3
Inputs to 336611, services.....	02/14	IP	3366112	158.512	158.311	158.675	159.101	158.993	-0.1	3.4
Inputs to 336611, trade services ²	02/14	IP	33661121	178.121	176.846	180.553	182.322	183.530	0.7	4.3
Inputs to 336611, transportation and warehousing services.....	02/14	IP	33661122	124.672	124.314	126.541	125.628	124.653	-0.8	-6.5
Inputs to 336611, services less trade, transportation, and warehousing.....	02/14	IP	33661123	149.700	149.706	149.202	149.629	149.483	-0.1	4.8
Services³										
Inputs to 484000, truck transportation, excluding capital investment, labor, and imports.....	03/14	IP	484000	141.170	143.588	140.144	137.767	131.469	-4.6	-6.7
Inputs to 484000, goods.....	03/14	IP	4840001	138.388	144.122	132.232	128.003	112.053	-12.5	-17.2
Inputs to 484000, energy.....	03/14	IP	48400012	134.458	140.322	128.138	123.801	107.457	-13.2	-18.3
Inputs to 484000, goods less foods and energy.....	03/14	IP	48400013	112.216	112.335	112.449	112.535	112.687	0.1	1.6
Inputs to 484000, services.....	03/14	IP	4840002	137.783	137.816	140.347	139.341	139.958	0.4	0.3
Inputs to 484000, trade services ²	03/14	IP	48400021	181.701	179.431	194.006	188.003	191.986	2.1	-2.9
Inputs to 484000, transportation and warehousing services.....	03/14	IP	48400022	130.327	130.887	131.776	131.330	131.572	0.2	0.2
Inputs to 484000, services less trade, transportation, and warehousing.....	03/14	IP	48400023	125.895	126.015	126.147	126.333	126.148	-0.1	2.8
Inputs to 621A00, offices of health practitioners, excluding capital investment, labor, and imports.....	03/13	IP	621A00	133.654	133.720	133.587	133.881	133.556	-0.2	2.6
Inputs to 621A00, goods.....	03/13	IP	621A001	142.282	142.379	142.129	141.976	141.782	-0.1	1.9
Inputs to 621A00, energy.....	03/13	IP	621A0012	144.785	145.368	137.160	135.997	135.771	-0.2	5.7
Inputs to 621A00, goods less foods and energy.....	03/13	IP	621A0013	142.626	142.687	143.036	142.958	142.765	-0.1	1.6
Inputs to 621A00, services.....	03/13	IP	621A002	130.635	130.688	130.602	131.075	130.696	-0.3	2.9
Inputs to 621A00, trade services ²	03/13	IP	621A0021	150.167	148.231	152.372	153.318	153.436	0.1	2.3
Inputs to 621A00, transportation and warehousing services.....	03/13	IP	621A0022	116.753	111.126	117.827	115.272	116.843	1.4	0.0
Inputs to 621A00, services less trade, transportation and warehousing.....	03/13	IP	621A0023	125.705	126.179	125.371	125.874	125.382	-0.4	3.1
Inputs to 813000, membership associations and organizations, excluding capital investment, labor, and imports.....	05/14	IP	813000	164.314	164.836	161.883	161.956	161.608	-0.2	5.6
Inputs to 813000, goods.....	05/14	IP	8130001	152.520	153.964	143.287	138.590	131.975	-4.8	-3.1
Inputs to 813000, energy.....	05/14	IP	81300012	162.293	164.385	147.826	140.431	130.148	-7.3	-6.1
Inputs to 813000, goods less foods and energy.....	05/14	IP	81300013	137.013	137.293	137.234	137.411	137.419	0.0	2.5
Inputs to 813000, services.....	05/14	IP	8130002	163.904	164.311	162.322	162.998	163.439	0.3	6.7
Inputs to 813000, trade services ²	05/14	IP	81300021	143.890	144.697	146.276	146.602	144.431	-1.5	6.4
Inputs to 813000, transportation and warehousing services.....	05/14	IP	81300022	135.847	136.077	136.185	135.819	135.657	-0.1	6.3
Inputs to 813000, services less trade, transportation, and warehousing.....	05/14	IP	81300023	165.559	165.972	163.801	164.550	165.064	0.3	6.7
Inputs to 813000, maintenance and repair construction.....	05/14	IP	8130003	135.446	135.466	135.541	135.601	135.704	0.1	3.3

¹ All indexes are subject to revision for 4 months after their originally scheduled publication to incorporate late reports and corrections by survey respondents.

² Trade indexes measure changes in margins received by wholesalers and retailers.

³ PPI data for these Net Inputs to Industry Indexes are organized by Bureau of Economic Analysis (BEA) Industry code. The set of products included in an industry input index and the weights for each commodity included in the index are derived from the BEA's Input-Output Accounts Use of Commodities by Industry table in conjunction with U.S. Census Bureau revenue data. For more information, visit <https://www.bls.gov/ppi/notices/2015/updated-inputs-to-industry-producer-price-indexes.htm> online.

p Preliminary

Technical Note

Brief Explanation of Producer Price Indexes

The Producer Price Index (PPI) of the Bureau of Labor Statistics (BLS) is a family of indexes that measures the average change over time in prices received (price changes) by producers for domestically produced goods, services, and construction. PPIs measure price change from the perspective of the seller. This contrasts with other measures, such as the Consumer Price Index (CPI). CPIs measure price change from the purchaser's perspective.

More than 10,000 PPIs for individual products and groups of products are released each month. PPIs are available for the products of virtually every industry in the mining and manufacturing sectors. Over time, new PPIs have been introduced for products of industries in the services and construction sectors of the U.S. economy. As of January 2023, the PPI covered 69 percent of services as measured by 2017 Census revenue, and 17 percent of construction.

More than 64,000 price quotations per month are organized into three sets of PPIs: (1) Final demand-Intermediate demand (FD-ID) indexes, (2) commodity indexes, and (3) indexes for the net output of industries and their products. The FD-ID structure organizes products by class of buyer and degree of fabrication as well as by stage of production. The commodity structure organizes products by similarity of end use or product type. The entire output of various industries is sampled to derive price indexes for the net output of industries and their products.

Final Demand–Intermediate Demand Indexes

The PPI FD-ID structure measures price change for goods, services, and construction sold to final demand and to intermediate demand. The FD-ID system replaced the PPI stage-of-processing (SOP) system as PPI's primary aggregation model with the release of data for January 2014. The FD-ID model expands coverage beyond that of the SOP system through the addition of services, construction, exports, and government purchases.

Compared with finished goods under the SOP system, the PPI for final demand goods includes nearly a 50 percent expansion of coverage. This increase can be traced to the addition of government purchases and exports. For overall final demand, expansion to include final demand services represents an even larger increase in coverage. In December 2022, final demand goods were about 30.7 percent of overall final demand, final demand services were roughly 66.6 percent, and final demand construction was about 2.7 percent of final demand. Within intermediate demand, coverage of services for intermediate demand resulted in about a 45 percent increase in coverage of the intermediate demand portion of the economy.

FD-ID indexes are constructed from commodity-based producer output price indexes. Commodities are allocated to aggregate indexes primarily based on the type of buyer. The main source of data used to determine the type of buyer is the "Use of commodities by industries, before redefinition," table

from the Benchmark Input-Output Accounts of the U.S. In many cases, the same commodity is purchased by different types of buyers. As a result, commodities are often included in several FD-ID indexes. For example, regular gasoline is purchased for personal consumption, export, government use, and business use. The PPI program publishes only one commodity index for regular gasoline (wpu057104), reflecting sales to all types of buyers, and this index is used in all aggregations regardless of whether the gasoline is sold for personal consumption, as an export, to government, or to businesses. Proportions based on BEA "Use of Commodities" data are used to allocate the correct portion of the total weight of gasoline to each use category. In cases when buyer type is an important price determining characteristic, indexes are created based on specific buyer type. For example, within the PPI category for loan services, separate indexes for consumer loans and business loans were constructed. For more information relating to the FD-ID structure, see "A new, experimental system of indexes from the PPI program" in the February 2011 *Monthly Labor Review*.

Final Demand: The final demand portion of the FD-ID structure measures price change for commodities sold for personal consumption, capital investment, government, and export. The system is composed of six main price indexes: final demand goods; final demand trade services; final demand transportation and warehousing services; final demand services less trade, transportation, and warehousing; final demand construction; and overall final demand.

The final demand goods index measures price change for both unprocessed and processed goods sold to final demand. Fresh fruits sold to consumers and computers sold for capital investment are examples of transactions included in the final demand goods price index. The final demand trade services index measures price change for the retailing and wholesaling of merchandise sold to final demand, generally without transformation. (Trade indexes measure changes in margins received by wholesalers and retailers.) The final demand transportation and warehousing services index tracks price change for transportation of passengers, as well as, transportation of cargo sold to final demand, and also includes prices for warehousing and storage of goods sold to final demand. The final demand services less trade, transportation, and warehousing index measures price change for all services other than trade and transportation sold to final demand. Publishing, banking, lodging, and health care are examples of these services. The final demand construction index tracks price change for new construction, as well as maintenance and repair construction sold to final demand. Construction of office buildings is an example of a commodity that would be included in the final demand construction index. Lastly, the overall final demand index tracks price change for all types of commodities sold to final demand by combining the five final demand component indexes described above.

Intermediate Demand: The intermediate demand portion of the FD-ID system tracks price change for goods, services, and construction products sold to businesses as inputs to

production, excluding capital investment. The system includes two parallel treatments of intermediate demand. The first treatment organizes intermediate demand commodities by type. The second organizes intermediate demand commodities into production stages, with the explicit goal of developing a forward-flow model of production and price change.

The intermediate demand by commodity type portion of the system organizes commodities by similarity of product. The system is composed of six main price indexes: unprocessed goods for intermediate demand; processed goods for intermediate demand; intermediate demand trade services; intermediate demand transportation and warehousing services; intermediate demand services less trade, transportation, and warehousing; and intermediate demand construction.

The unprocessed goods for intermediate demand price index measures price change for goods sold to businesses as inputs to production that have undergone no fabrication. Crude petroleum sold to refineries is an example of an unprocessed good sold to intermediate demand. The processed goods for intermediate demand index tracks price change for fabricated goods sold as business inputs. Examples include car parts sold to car manufacturers and gasoline sold to trucking companies. The index for trade services for intermediate demand measures price change for the services of retailing and wholesaling goods purchased by businesses as inputs to production. The intermediate demand transportation and warehousing services index measures price change for business travel, as well as, transportation and warehousing of cargo sold to intermediate demand. The intermediate demand services less trade, transportation, and warehousing index measures price change for services other than trade, transportation, and warehousing sold as inputs to production. Legal and accounting services purchased by businesses are examples of intermediate demand services excluding trade, transportation, and warehousing. Finally, the construction for intermediate demand index measures price change for construction purchased by firms as inputs to production. The index for construction for intermediate demand tracks price change for maintenance and repair construction purchased by firms.

The production flow treatment of intermediate demand is a stage-based system of price indexes. These indexes can be used to study price transmission across stages of production and final demand. This system is constructed in a manner that maximizes forward flow of production between stages, while minimizing back-flow of production. The production flow treatment contains four main indexes: intermediate demand stage 1, intermediate demand stage 2, intermediate demand stage 3, and intermediate demand stage 4.

Indexes for the four stages were developed by first assigning each industry in the economy to one of four stages of production, where industries assigned to the fourth stage primarily produce output consumed as final demand, industries in the third stage primarily produce output consumed by stage 4 industries, industries assigned to the second stage primarily produce output consumed by stage 3 industries, and industries assigned to the first stage produce output primarily consumed by stage 2 industries. The four indexes then track prices for the net inputs consumed by industries in each of the four stages of production. The stage 4

intermediate demand index, for example, tracks price change for inputs consumed, but not produced, by industries included in the fourth stage of production. Hence, the index tracks price change in inputs to industries that primarily produce final demand commodities (stage 4 producers primarily produce commodities sold to final demand).

Examples of heavily weighted goods-producing industries in stage 4 include the manufacture of light trucks and utility vehicles, automobiles, and pharmaceuticals. Retail trade, food service and drinking places, and hospitals are examples of heavily weighted service industries included in stage 4. Stage 4 also includes all new construction industries. Examples of goods consumed by stage 4 industries include motor vehicle parts, commercial electric power, plastic construction products, biological products, and beef and veal. Engineering services, machinery and equipment wholesaling, long distance motor carrying, and legal services constitute examples of services consumed by stage 4 industries.

Examples of highly weighted goods-producing industries included in stage 3 are motor vehicle parts manufacturing, animal (except poultry) slaughtering and processing, and semiconductor manufacturing. Services industries classified in stage 3 include wholesale trade; insurance carriers; architecture, engineering, and related services; and hotels and motels. Examples of goods consumed by stage 3 industries include slaughter steers and heifers, industrial electric power, and hot rolled steel bars, plates, and structural shapes. Services commonly consumed by stage 3 industries include commissions from sales of property and casualty insurance, business loans, temporary help services, and administrative and general management consulting services.

Petroleum refineries; electricity generation, transmission, and distribution; natural gas distribution; cattle ranching and farming; and plastic materials and resin manufacturing are among the goods-based industries assigned to stage 2. Services industries that are heavily weighted in stage 2 include management of companies and enterprises; non-depository credit intermediation; insurance agencies and brokerages; and services to buildings and dwellings. Goods commonly purchased by stage 2 industries include crude oil, natural gas, formula feeds, and primary basic organic chemicals. Services that are heavily weighted in the intermediate demand stage 2 index are legal services, business loans, and cellular phone and other wireless telecommunication.

Goods producing industries in stage 1 include oil and gas extraction, paper mills, and grain farming. Real estate, legal services, and advertising services are examples of highly weighted services industries included in stage 1. Examples of goods consumed by stage 1 industries are commercial and industrial electric power and gasoline. Services commonly consumed by stage 1 industries include solid waste collection, chemicals and allied products wholesaling, and guestroom or unit rental. It should be noted that all inputs purchased by stage 1 industries are by definition produced either within stage 1 or by latter stages of processing, leaving stage 1 less useful for price transmission analysis. For additional information on industry stage assignments, see www.bls.gov/ppi/fd-id/ppi-intermediate-demand-by-production-flow-industry-stage-assignments.htm.

Comparing the PPI with CPI

Although some data users utilize the PPI as a potential indicator of the Consumer Price Index (CPI), there are many reasons why the PPI and the CPI may diverge. The scope of the personal consumption portion of the PPI includes all marketable output sold by domestic producers for households. The scope of the CPI includes goods and services provided by business or government, where explicit user charges are paid by consumers. For example, the most heavily weighted item in the CPI, owners' equivalent rent, is excluded from the PPI. The scope of the CPI includes imports. The PPI excludes imports. The CPI only includes components of personal consumption directly paid for by the consumers, while the PPI includes components of personal consumption that may not be paid for by consumers. For example, the PPI includes medical services paid for by third parties. In contrast to CPI, PPI does not completely cover services. PPIs exclude taxes, since they do not represent producer revenue. Conversely, sales and other taxes paid by consumers are part of household expenditure and are included in the CPI. Additional technical differences between PPI and CPI also exist. For more information see "Comparing new final demand producer price indexes with other Government price indexes," *Monthly Labor Review*, January 2014, at www.bls.gov/opub/mlr/.

Commodity Indexes

The commodity classification of the PPI organizes goods, services, and construction by similarity of product or end use, disregarding industry of origin. With the release of data for July 2009, PPI expanded its commodity structure to include indexes for services and construction products. Prior to this date, the PPI commodity structure only included products from goods producing sectors. Table 9 of the *PPI Detailed Report* includes data for commodity indexes, organized in a hierarchal structure, including major groupings, subgroups, product classes, sub-product classes, and individual items.

Industry Net-Output Price Indexes

PPIs for the net output of industries and their products are grouped according to the North American Industry Classification System (NAICS). Prior to the release of January 2004, industry-based PPIs were published according to the Standard Industrial Classification (SIC) system. Industry price indexes are compatible with other economic time series organized by industry, such as data on employment, wages, and productivity. Table 11 of the *PPI Detailed Report* includes data for NAICS industries and industry groups (3-, 4-, 5-, and 6-digit codes), Census product classes (7- and 8-digit codes), products (9-digit codes), more detailed sub-products (11-digit codes), and, for some industries, indexes for other sources of revenue.

Indexes may represent one of three kinds of product categories. Every industry has primary product indexes that show changes in prices received by establishments classified in the industry for products made primarily, but not necessarily exclusively, by that industry. The industry classification of an establishment is determined by which products make up a plurality of its total shipment value. In

addition, most industries have secondary product indexes that show changes in prices received by establishments for products chiefly made in some other industry. Some industries have miscellaneous receipts indexes that track price changes for other sources of revenue received by establishments within the industry that are not derived from sales of their products; for example, resales of purchased materials, or revenues from parking lots owned by a manufacturing plant.

Data Collection

PPIs are constructed using selling prices reported by establishments of all sizes, selected by probability sampling, with the probability of selection proportionate to size. Individual items and transaction terms also are chosen by probability proportionate to size. BLS strongly encourages cooperating companies to supply actual transaction prices at the time of shipment to minimize the use of list prices. Prices submitted by survey respondents are effective on the Tuesday of the week containing the 13th day of the month. The survey is conducted online via the BLS Internet Data Collection Facility (IDCF). Data provided by survey respondents are supplemented with data from other sources for some areas.

Price data are provided by survey respondents on a voluntary and confidential basis; only sworn BLS employees are allowed access to individual company price reports. BLS publishes price indexes, not actual prices. All PPIs are subject to monthly revisions up to 4 months after original publication to reflect the availability of late reports and corrections by respondents.

BLS periodically updates the PPI sample of survey respondents to better reflect current conditions when the structure, membership, technology, or product mix of an industry shifts significantly and to spread reporting burden among smaller firms. Information on these resampling efforts are noted in the *PPI News Release* and *PPI Detailed Report* in the months they occur.

As part of an ongoing effort to expand coverage to sectors of the economy other than mining and manufacturing, an increasing number of service and construction sector industries have been introduced into the PPI. The following list of industries introduced since the mid-1990s includes the month and year in which an article describing the industry's content appeared in the *PPI Detailed Report*.

Service and construction sector industries introduced into the Producer Price Index, by SIC or NAICS code at their date of introduction and the *PPI Detailed Report* issue that announces their introduction

Title	Code	<i>PPI Detailed Report</i> Issue
	SIC	
Wireless telecommunications	4812	July 1999
Telephone communications, except radio telephone	4813	July 1995
Television broadcasting	4833	July 2002
Grocery stores	5411	July 2000
Meat and fish (seafood) markets	5421	July 2000
Fruit and vegetable markets	5431	July 2000

Title	Code	PPI Detailed Report Issue
Candy, nut, and confectionery stores	5441	July 2000
SIC		
Retail bakeries	5461	July 2000
Miscellaneous food stores	5499	July 2000
New car dealers	5511	July 2000
Gasoline service stations	5541	January 2002
Boat dealers	5551	January 2002
Recreational vehicle dealers	5561	January 2002
Miscellaneous retail	59	January 2001
Security brokers, dealers, and investment bankers	6211	January 2001
Investment advice	6282	January 2003
Life insurance carriers	6311	January 1999
Property and casualty insurance	6331	July 1998
Insurance agencies and brokerages	6412	January 2003
Operators and lessors of nonresidential buildings	6512	January 1996
Real estate agents and managers	6531	January 1996
Prepackaged software	7372	January 1998
Data processing services	7374	January 2002
Home health care services	8082	January 1997
Legal services	8111	January 1997
Engineering design, analysis, and consulting services	8711	January 1997
Architectural design, analysis, and consulting services	8712	January 1997
Premiums for property and casualty insurance	9331	July 1998
NAICS		
New Industrial building construction	236211	January 2008
New warehouse building construction	236221	July 2005
New school construction	236222	July 2006
New office construction	236223	January 2007
New health care building construction	236224	January 2013
Concrete contractors, nonresidential building work	23811X	July 2008
Roofing contractors, nonresidential building work	23816X	July 2008
Electrical contractors, nonresidential building work	23821X	July 2008
Plumbing / HVAC contractors, nonresidential building work	23822X	July 2008
Merchant wholesalers, durable goods	423	July 2005
Merchant wholesalers, nondurable goods	424	July 2005

Electronics and appliance stores	443	January 2004
Building material and garden equipment and supplies dealers	444	January 2004
Sporting goods, hobby, book, and music stores	451	January 2004
General merchandise stores	452	January 2004
Miscellaneous store retailers	453	January 2004
Pipeline transportation of natural gas	486210	June 2022
Internet service providers	518111	July 2005
Internet publishing and web search portals	519130	January 2010
Commercial banking	522110	January 2005
Savings institutions	522120	January 2005
Direct health and medical insurance carriers	524114	July 2004

Title	Code	PPI Detailed Report Issue
NAICS		
Construction, mining, and forestry machinery and equipment rental and leasing	532412	January 2005
Management consulting services	541610	January 2007
Security guards and patrol services	561612	July 2005
Offices of dentists	621210	January 2011
Blood and organ banks	621991	January 2007
Amusement and theme parks	713110	July 2006
Golf courses and country clubs	713910	July 2006
Fitness and recreational sports centers	713940	July 2005
Commercial machinery repair and maintenance	811310	July 2007

Weights

Weights for most commodity groupings of the PPI, as well as, weights for commodity-based aggregate indexes calculated from commodity groupings, such as FD-ID indexes, currently reflect 2017 values of shipments as reported in the *Census of Manufactures* and other sources. From January 2018 to December 2022, PPI weights were derived from 2012 shipment values. Industry indexes now are calculated under the 2022 NAICS structure utilizing 2017 value of shipment weights and 2012 net output ratios. The periodic update of the value weights used to calculate the PPI is done to more accurately reflect changes in production and marketing patterns in the economy.

Net output values of shipments are used as weights for industry indexes. Net output values refer to the value of shipments from establishments within the industry to buyers outside the industry. However, weights for commodity indexes are based on gross shipment values, including values of shipments between establishments within the same industry. As a result, broad commodity grouping indexes, such as the PPI for All Commodities (which is composed of major commodity groupings 01 through 15), are affected by the

multiple counting of price change at successive stages of processing, which can lead to exaggerated or misleading signals about inflation. The intermediate demand by commodity type FD-ID indexes partially correct for this defect, but industry indexes, final demand FD-ID indexes, and intermediate demand by production flow FD-ID indexes consistently correct for this at all levels of aggregation. Therefore, industry and FD-ID indexes are more appropriate than broad commodity groupings for analysis of general price trends.

Seasonally Adjusted and Unadjusted Data

Because price data are used for different purposes by different groups, BLS publishes seasonally adjusted and unadjusted changes each month. Seasonally adjusted data are preferred for analyzing general price trends in the economy because these data eliminate the effect of changes that normally occur at about the same time, and in about the same magnitude, every year—such as price movements resulting from normal weather patterns, regular production and marketing cycles, model changeovers, seasonal discounts, and holidays. For these reasons, seasonally adjusted data more clearly reveal underlying trends. Unadjusted data are of primary interest to users who need information that can be related to actual dollar values of transactions. Individuals requiring this information include marketing specialists, purchasing agents, budget and cost analysts, contract specialists, and commodity traders. It is the unadjusted data that are generally cited when escalating long-term contracts such as purchasing agreements or real estate leases. For more information, see *Price Adjustment Guide for Contracting Parties*, on the Web at: www.bls.gov/ppi/publications/price-adjustment-guide-for-contracting-parties.htm.

Seasonal adjustment is accomplished using X-13 ARIMA, a software package published by the U.S. Census Bureau. Each year, the seasonal status of most commodity indexes is reevaluated to reflect more recent price behavior. Industry net output indexes are not seasonally adjusted. For time series that exhibit seasonal pricing patterns, new seasonal factors are estimated and applied to the unadjusted data from the prior 5 years. Updated seasonally adjusted indexes replace the most recent 5 years of seasonal data.

Seasonal factors may be applied to series using either a direct or an aggregative method. Generally, commodity indexes are seasonally adjusted using direct seasonal adjustment, which produces a more complete elimination of seasonal movements than does the aggregative method. However, the direct seasonal adjustment process may not yield figures that possess additive consistency. Thus, a seasonally adjusted index for a broad category that is directly adjusted may not be logically consistent with all seasonally adjusted indexes for its components. Seasonal movements for FD-ID indexes are derived indirectly through an aggregative method that combines movements of a wide variety of subproduct class (six-digit) series.

Seasonally adjusted indexes can become problematic when previously stable and predictable price patterns abruptly change. If the new pattern persists, the seasonal adjustment method will eventually reflect it; if the pattern keeps shifting, however, seasonally adjusted data will become chronically troublesome. This problem occurs relatively infrequently for farm and food-related products, but has more often affected manufactured products such as automobiles and steel.

Since January 1988, the PPI has used Intervention Analysis Seasonal Adjustment methods to enhance the calculation of seasonal factors. With this technique, outlier values that may distort the seasonal pattern are removed from the data prior to applying the standard seasonal factor estimation procedure. For example, a possible economic

Price Index Reference Base

Effective with publication of January 1988 data, many important PPI series (including most commodity groups and individual items) were placed on a new reference base, 1982 = 100. From 1971 through 1987, the standard reference base for most PPI series was 1967 = 100. Except for rounding differences, the shift to the new reference base did not alter any previously published percent changes for affected PPI series. (See “Calculating Index Changes,” below.) The 1982 reference base is not used for commodity indexes with a base later than December 1981 or for industry net output indexes and their products. The FD-ID indexes typically have a reference base of November 2009 = 100.

For further information on the underlying concepts and methodology of the Producer Price Index, see chapter 14, “Producer Prices,” in the *BLS Handbook of Methods*. This chapter can be downloaded from the BLS Web site at www.bls.gov/opub/hom/homch14.htm.

Calculating Index Changes

Each PPI measures price changes from a reference period that equals 100.0. An increase of 5.5 percent from the reference period in the Final Demand Goods Price Index, for example, is shown as 105.5. This change also can be expressed in dollars, as follows: prices received by domestic producers of a sample of final demand goods have risen from \$100 in November 2009 to \$105.50. Likewise, a current index of 90.0 would indicate that prices received by producers of final demand goods are 10 percent lower than they were in November 2009.

Movements of price indexes from one month to another are usually expressed as percent changes, rather than as changes in index points. Index point changes are affected by the level of the index in relation to its base period, whereas percent changes are not. The following example shows the computation of index point and percent changes.

Index point change

Final Demand Goods Price Index	107.5
Less previous index	104.0
Equals index point change	3.5

Index percent change

Index point change	3.5
Divided by the previous index	104.0
Equals	0.034
Result multiplied by 100	0.034 x 100

cause for large price movements for petroleum-based products might have been the COVID-19 pandemic. In this case, intervention techniques allowed for better estimates of seasonally adjusted data. On the whole, very few series have required intervention. Out of over 400 seasonally adjusted commodity series, 69 were subject to intervention in 2023.

For more information relating to seasonal adjustment methods, see “PPI and CPI Seasonal Adjustment: an Update” in the July 2010 *Monthly Labor Review*, and “PPI and CPI Seasonal Adjustment During the COVID-19 Pandemic” in the May 2022 *Monthly Labor Review*.

Producer Price Index Data on the Internet

In 1995, the BLS began posting PPI series, news releases, and technical information to the internet. There were more than 13 million instances of PPI data being downloaded from the BLS website during 2022.

Retrieving PPI data from the PPI Web site

PPI data can be obtained online (www.bls.gov/ppi). On this page, under the tab labeled “Featured PPI databases” links provide the following methods of data retrieval:

- **Top Picks** is a form-based application for both Industry Data and Commodity Data that allows the user to quickly obtain PPI time series data by selecting the high-level aggregate and other commonly requested time series, including the All Commodities Index and the FD-ID indexes (for example, Final Demand). Within each list, any one—or all—of the time series shown can be selected. A user can modify the date range and output options after executing the query, using the reformat button above the data output table.
- **One-Screen Data Search and Multi-Screen Data Search** are form-based query applications for both Industry Data and Commodity Data designed for users unfamiliar with the PPI coding structure. These applications guide a user through the PPI classification by listing index titles and do not require knowledge of commodity or industry codes. Data retrieved are based on a query formulated by selecting data characteristics from lists provided. Two options are available to create customized tables, depending on a user’s browser capability. The one-screen option is a JavaScript application that uses a single screen to guide a user through the available time series data. The second option is a multiple-screen, non-Java-based application. Both methods allow a user to browse the PPI coding structure and select multiple series. Users can modify the date range and output options after executing the query using the reformat button above the data output table.
- **Series Report** is a form-based application that allows users to input multiple, formatted PPI time series identifiers (commodity or industry codes) as inputs in extracting data according to a specified set of date ranges and output options. This application provides the most efficient path for users who are familiar with the format of

PPI time series identifiers. There are five alphabetic prefixes used to create unique PPI time series identifiers: WP, WD, PC, PD, and ND. Each provides the user access to a different PPI database. Adding either a “u” (not seasonally adjusted) or an “s” (seasonally adjusted) to the end of these prefixes further specifies the type of data needed.

EXAMPLES

For commodity and FD-ID indexes, series identifiers combine a “wpu” prefix (not seasonally adjusted) or a “wps” prefix (seasonally adjusted) with a commodity code.

<u>Commodity code</u>	<u>Provides data for:</u>
wps141101	Passenger cars, seasonally adjusted
wpu141101	Passenger cars, not seasonally adjusted
wpufd4	Final demand, not seasonally adjusted
wpsid63	Services for intermediate demand, seasonally adjusted

For discontinued commodity indexes, series identifiers combine a “wdu” prefix (not seasonally adjusted) or a “wds” prefix (seasonally adjusted) with a commodity code.

<u>Commodity code</u>	<u>Provides data for:</u>
wds019	Other farm products, seasonally adjusted
wdu0635	Preparations, ethical (prescription), not seasonally adjusted
wdusi138011	Stainless steel mill products, not seasonally adjusted

Current price indexes grouped by industry according to NAICS have series identifiers that begin with the prefix “pcu.” After the prefix, there are 12 digits (the 6-digit industry code is listed twice) followed by up to 7 alphanumeric characters identifying product detail. Dashes are used as placeholders for higher-level industry group codes.

<u>Industry-product code, current NAICS series</u>	<u>Provides data for:</u>
pcu325---325---	Chemical manufacturing
pcu336110336110	Automobile and light duty motor vehicle manufacturing
pcu621111621111411	Offices of physicians, one- and two-physician practices and single-specialty group practices, general/family practice

Discontinued industry-product codes based on SIC combine a “pdu” prefix and “#” between the fourth and fifth characters of the product code. Series identifiers for the discontinued dataset use underscores as placeholders to complete a reference to an SIC industry group code of fewer than four digits. (All PPI industry-based indexes organized by SIC were discontinued with the introduction of NAICS in 2004.)

*Industry-product code,
discontinued SIC series*

pdu28_#
pdu331_#

pdu3711#111

Provides data for:

Chemicals and allied products
Blast furnaces, steel works,
and rolling and finishing mills
Passenger cars

Price indexes for discontinued series grouped by industry according to NAICS have identifiers that begin with the prefix “ndu”. After the prefix, there are 12 numeric digits (the 6-digit industry code is listed twice), and up to 7 additional alphanumeric characters that identify product detail. Dashes are used as placeholders for higher-level group codes.

*Industry-product code,
discontinued NAICS series*

ndu212231212231
ndu2122312122312
ndu212231212231214

Provides data for

Lead and zinc ore mining
Lead, zinc concentrates
Lead concentrates

- **Text Files** are best suited for users requiring access to either a large volume of time series data or other PPI-related documentation, such as seasonal factor tables and relative importance tables. The text files can be accessed at download.bls.gov/ or directly from links on the “PPI Databases” page or the PPI homepage. Data and documentation available for download include the following:

Industry Data	<u>Directory:</u> /pub/time.series/pc
Industry Data - Discontinued (NAICS basis)	/pub/time.series/nd
(SIC basis)	/pub/time.series/pd
Commodity Data (incl. FD-ID)	/pub/time.series/wp
Commodity Data – Discontinued	/pub/time.series/wd
Special requests	/pub/special.requests/ppi

Additional information

The PPI homepage (www.bls.gov/ppi) contains additional information regarding PPI data and methodology. The “PPI Publications” section of the homepage provides PPI news releases, both current and archived, as well as general PPI information. The “PPI Tables” section provides relative importance and seasonal factor tables. The remaining sections offer special notices and publications pertaining to PPI methodology and applications.

For questions or comments regarding PPI data classification, methodology, or data availability on the Internet, call or e-mail the Section of Index Analysis and Public Information at (202) 691-7705 or ppi-info@bls.gov. If you are deaf, hard of hearing, or have a speech disability, please dial 7-1-1 to access telecommunications relay services.