

Contents

[Summary](#)

[Mining & Logging](#)

[Construction](#)

[Manufacturing](#)

[Wholesale Trade](#)

[Retail Trade](#)

[Transportation, Warehousing, & Utilities](#)

[Information](#)

[Financial Activities](#)

[Professional & Business Services](#)

[Private Education & Health Services](#)

[Leisure & Hospitality](#)

[Other Services](#)

[Government](#)

Current Employment Statistics Highlights



August 2013

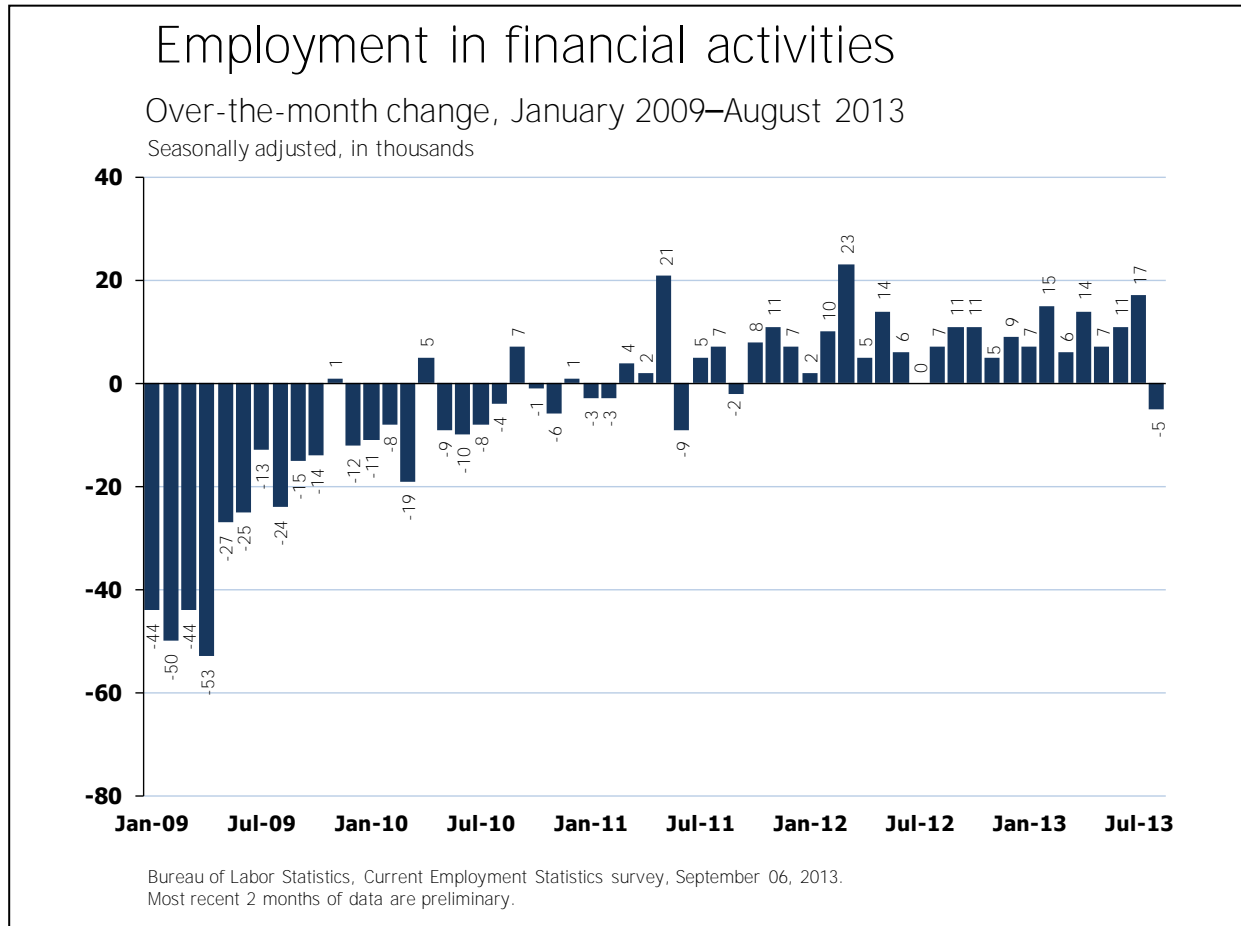
Release Date: September 6, 2013

**Prepared by Staff of the National Estimates Branch
Current Employment Statistics Survey
U.S. Bureau of Labor Statistics**

202-691-6555

[Email CES](#)

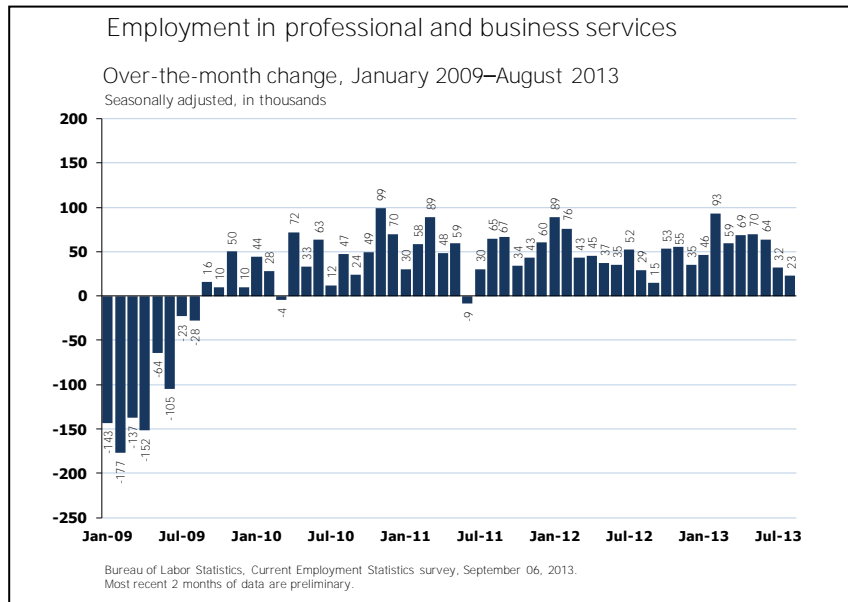
Financial Activities



Financial activities employment changed little in August (-5,000). However, since reaching a trough in February 2011, financial activities has added an average of 229,000 jobs.

Commercial banking employment declined by 4,000 in August, and the industry has lost 28,000 jobs since an employment peak in March 2012.

Professional and Business Services



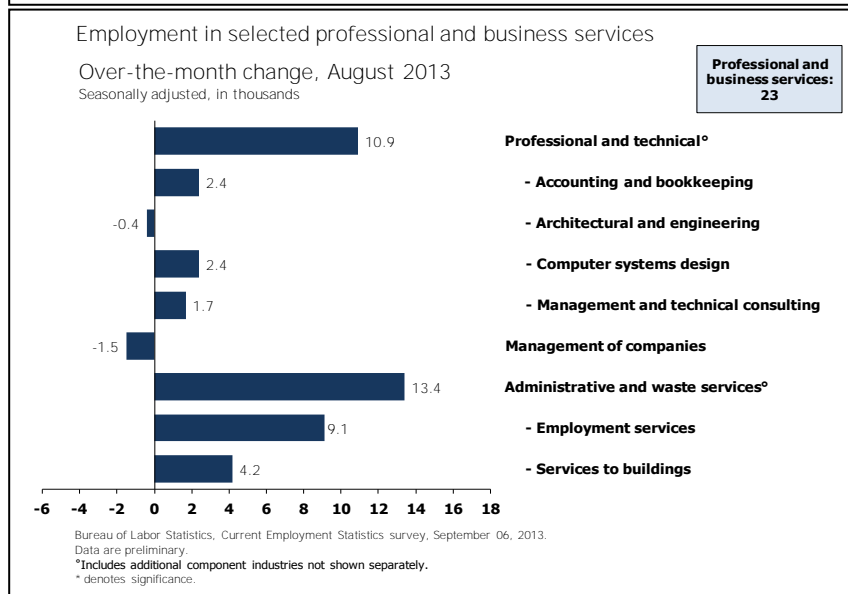
Employment in professional and business services continued to trend up in August (+23,000). Since the most recent employment trough in August 2009, employment in the industry has expanded by 2.2 million.

NAICS 54 – Professional and technical services

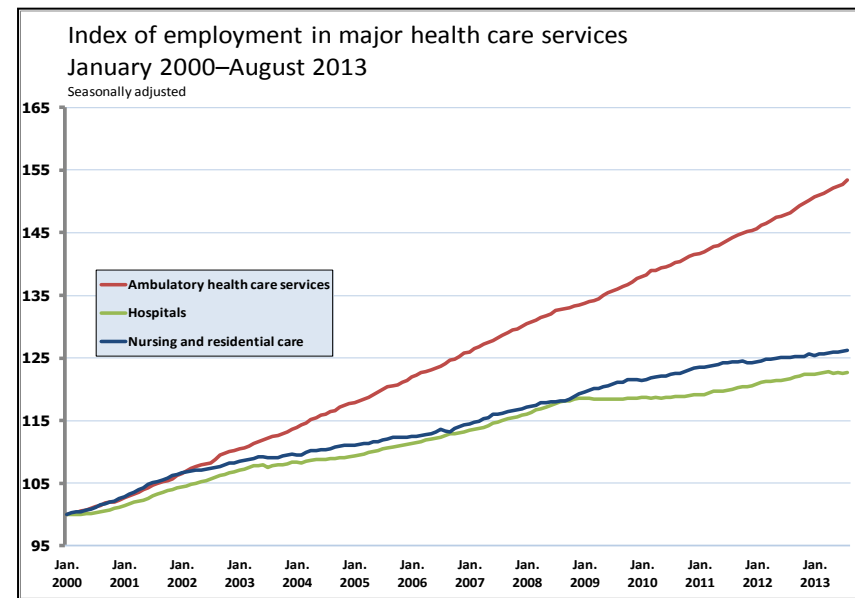
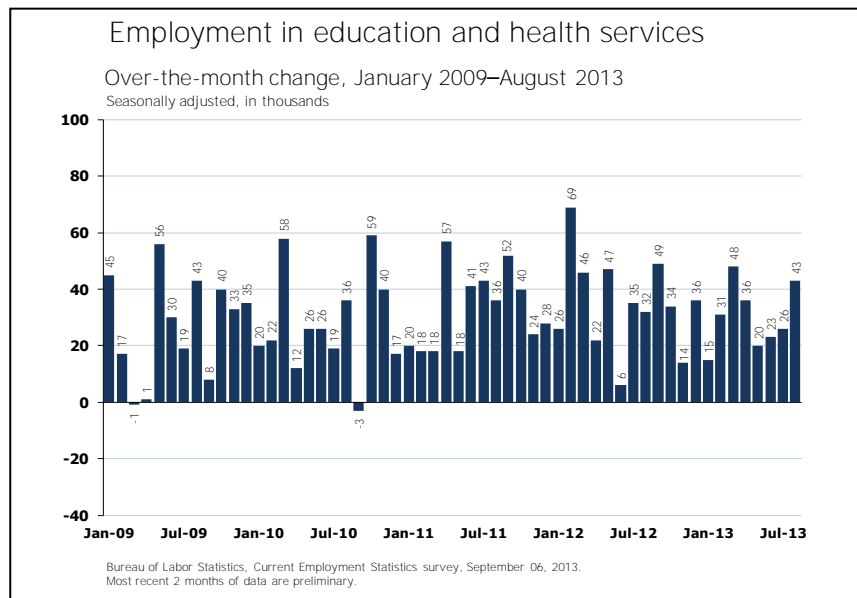
Professional and technical services employment continued to trend up in August (+11,000). These industries account for 702,000 of the jobs gained in professional and business services since August 2009.

NAICS 56 – Administrative and waste services

Temporary help services employment also continued to edge up in August (+13,000) and has added 969,000 jobs since August 2009.



Private Education and Health Services



Education and health services employment expanded by 43,000 in August. Within the industry, employment in both educational services and social assistance continued their upward trends over the month (+5,000 and +6,000, respectively). Over the past 6 months, educational services has added 47,000 jobs, mostly in elementary and secondary schools. Over the same time period, social assistance has gained 30,000 jobs, the majority of the gain coming from services for the elderly and disabled.

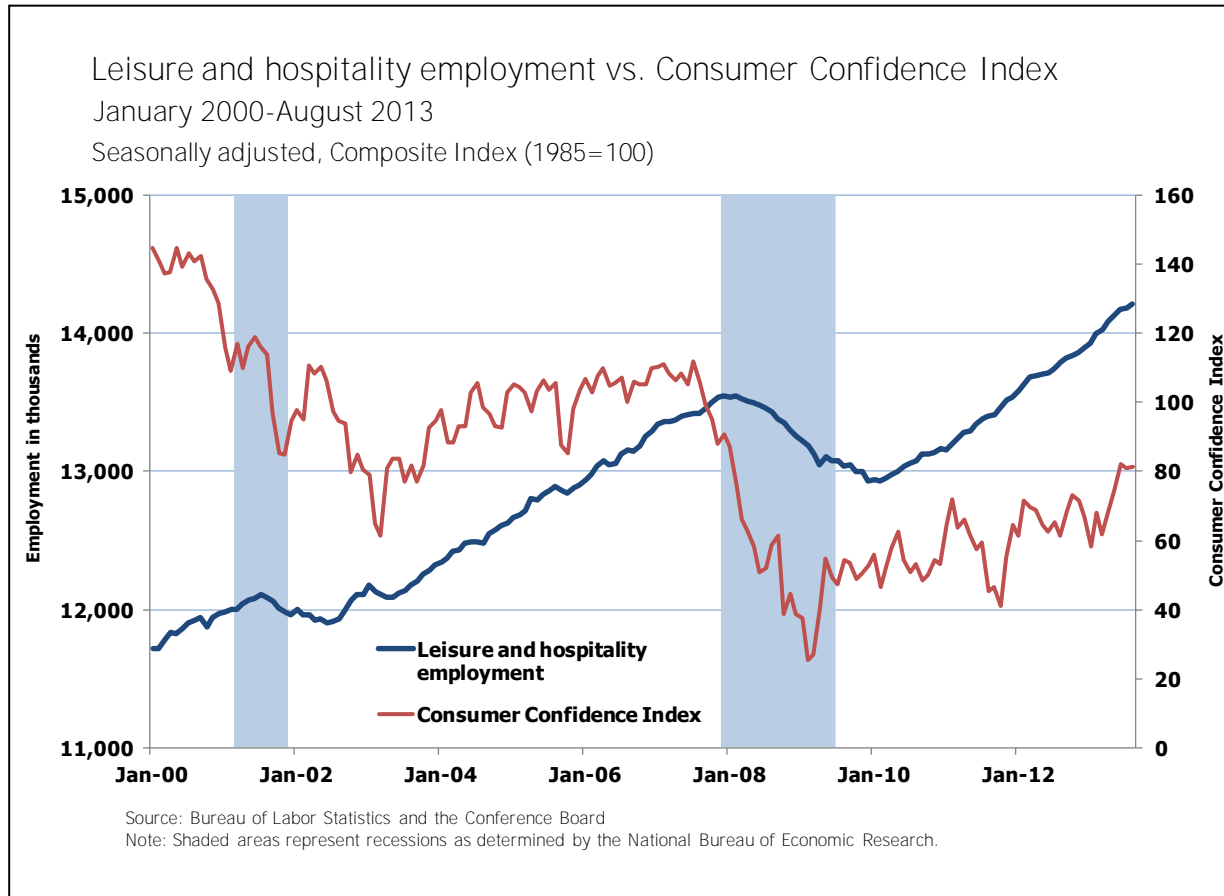
In August, health care employment grew by 33,000, after changing little in July. Health care has gained 119,000 jobs over the past 6 months.

NAICS 621 – Ambulatory health care services

Ambulatory health care services employment expanded by 27,000 in August, after little change in July (+12,000). The industry has added a total of 101,000 jobs over the past 6 months.

Within ambulatory health care services, home health care services employment grew by 10,000 in August. Home health care services has added 43,000 jobs over the past 6 months. In August, employment continued to trend up in offices of physicians (+6,000) and in outpatient care centers (+3,000). The two industries have added 22,000 and 19,000 jobs over the past 6 months, respectively.

Leisure and Hospitality

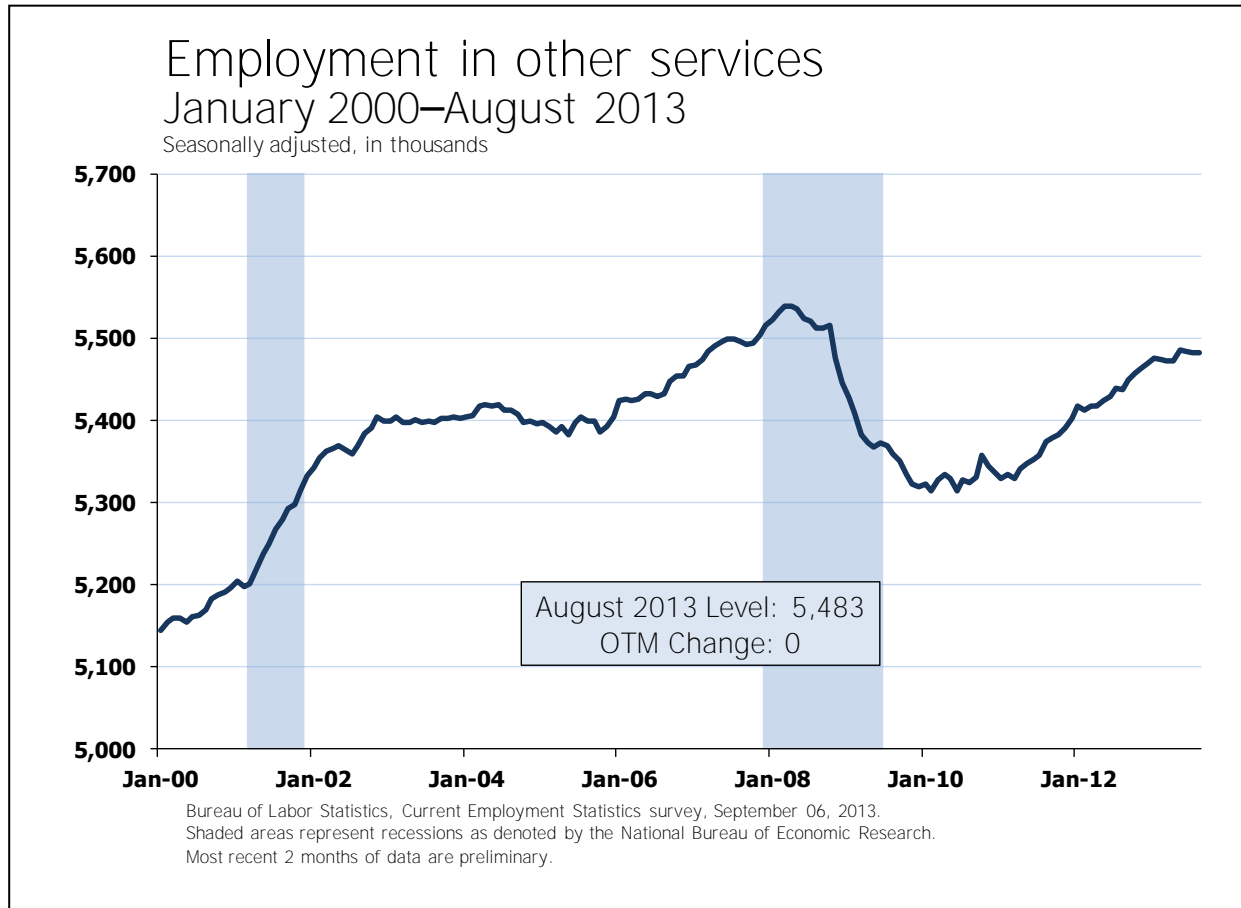


Employment in leisure and hospitality continued to trend up in August (+27,000). In the last 12 months, this industry gained 424,000 jobs. Recent growth in this industry coincides with a generally positive but somewhat volatile trend in the [consumer confidence index](#).

NAICS 722 – Food services and drinking places

Food services and drinking places employment also continued an upward trend in August. Over the last 12 months, this industry added 354,000 jobs, accounting for over 80 percent of the jobs gained in leisure and hospitality during the same period.

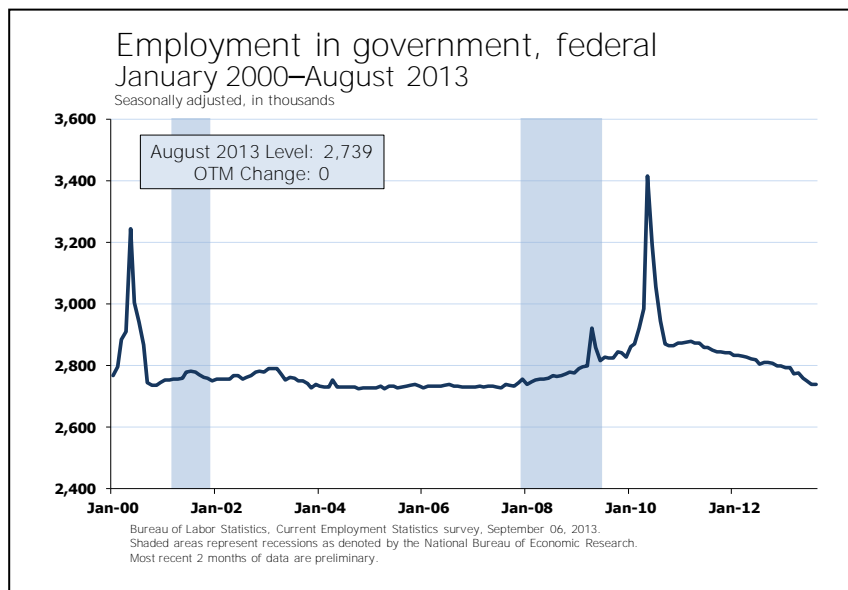
Other Services



Employment in other services was unchanged in August, and no component industry experienced a significant change.

Other services has regained about 75 percent of jobs lost between April 2008 and June 2010. The pace of job growth, however, has recently slowed. After growing by 1.2 percent in 2011 and 1.3 percent in 2012, employment growth has fallen to an annualized rate of 0.4 percent in 2013.

Government



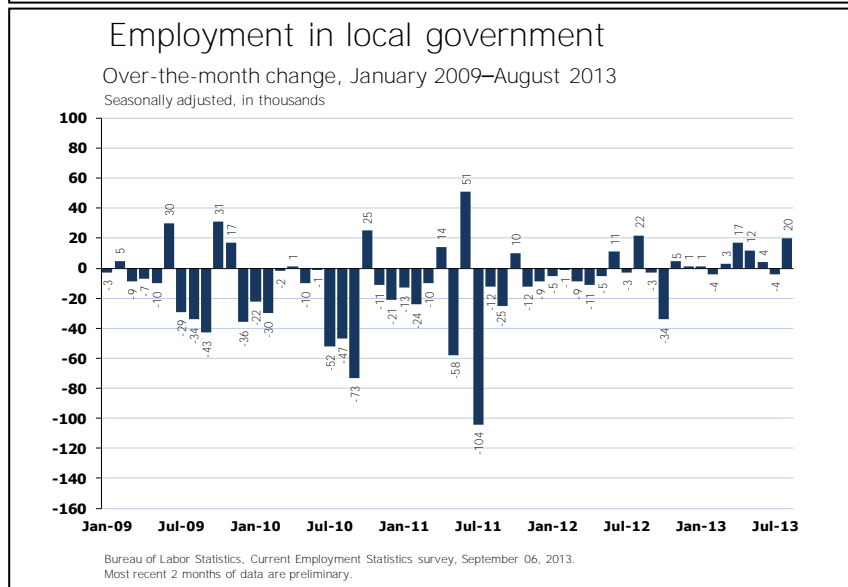
Government employment was little changed in August (+17,000). Federal and state government employment was flat over the month, while local government employment edged up (+20,000).

NAICS 91 – Federal government

Federal employment was unchanged in August. The Federal government has shed 60,000 jobs, on net, so far in 2013, with the majority of jobs lost in federal, except U.S. Postal Service.

NAICS 93 – Local government

Local government employment edged up in August (+20,000). The industry has begun to rebound from its recent employment downturn, gaining back 55,000 jobs after losing 581,000 between July 2008 and October 2012. Local education accounts for 39,000 of the jobs gained since October 2012.





CES Analysts

Richa Ajmera
Megan Barker
John Coughlan
Steve Crestol
John Eddlemon
Mike McCall
John Mullins
Edward Park
Sutton Puglia
Kara Sullivan
Parth Tikiwala

Prepared by Staff of the National Estimates Branch
Current Employment Statistics Survey
U.S. Bureau of Labor Statistics

202-691-6555
[Email CES](#)