

Contents

[Summary](#)

[Mining & Logging](#)

[Construction](#)

[Manufacturing](#)

[Wholesale Trade](#)

[Retail Trade](#)

[Transportation, Warehousing, & Utilities](#)

[Information](#)

[Financial Activities](#)

[Professional & Business Services](#)

[Private Education & Health Services](#)

[Leisure & Hospitality](#)

[Other Services](#)

[Government](#)

Current Employment Statistics Highlights



September 2015

Release Date: October 2, 2015

Prepared by Staff of the National Estimates Branch
Current Employment Statistics Survey
U.S. Bureau of Labor Statistics

202-691-6555

[Email CES](#)

Current Employment Statistics Survey Summary, September 2015

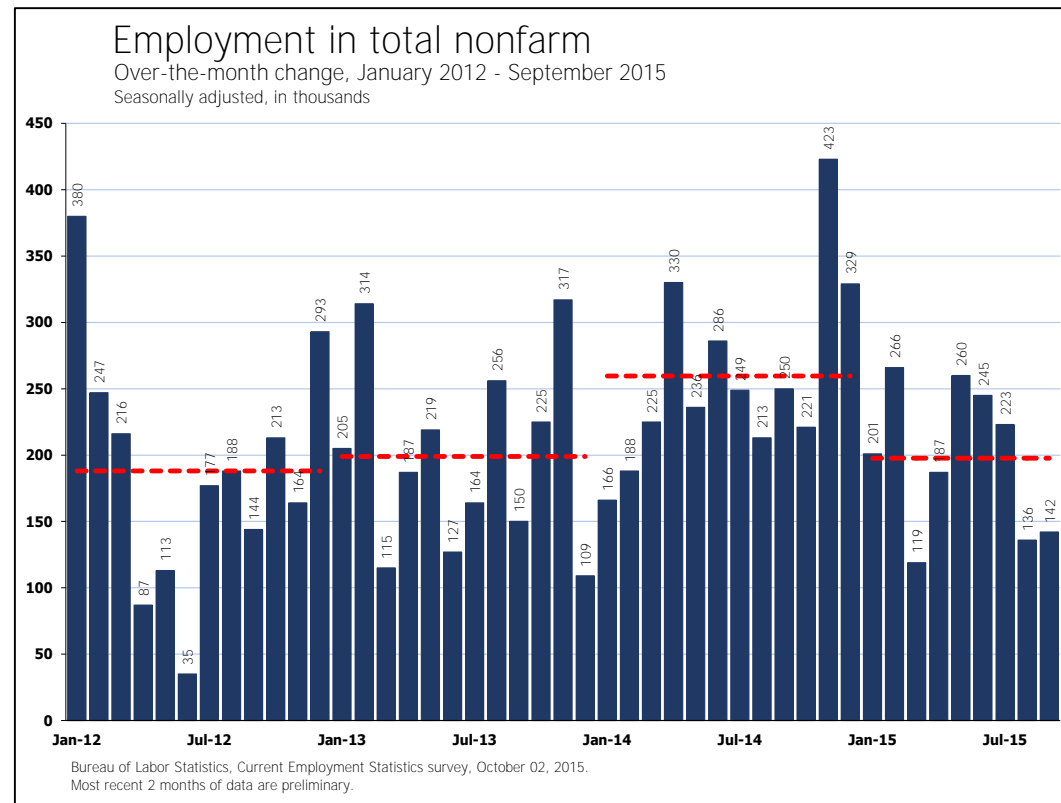
Nonfarm payroll employment increased by 142,000 in September. Employment rose in health care and information, while mining employment decreased over the month. Thus far in 2015, employment has increased by an average 198,000 per month, compared to an average 260,000 per month in 2014.

The employment change for July was revised down from +245,000 to +223,000, and the change for August was revised down from +173,000 to +136,000. Incorporating revisions, employment growth rose by an average 167,000 per month in the third quarter.

Average hourly earnings for all employees on private-sector payrolls changed little in September (-1 cent), following a 9-cent increase in August. Over the year, hourly earnings are up 2.2 percent. In September, average weekly hours were down 0.1 hour to 34.5 hours.

+29,000 Education and Health Services

In September, payroll employment continued to rise in health care (+34,000). Hospitals accounted for 16,000 of the jobs gained. Over the year, hospitals have added 146,000 jobs.



+31,000 Professional and Business Services

Employment continued to trend upward in professional and business services. Computer systems design and related services added 7,000 jobs over the month, while legal services

added 5,000 jobs. Professional and business services employment has risen by an average 45,000 per month in 2015, compared to an average monthly gain of 59,000 in 2014.

Current Employment Statistics Survey Summary, September 2015

+24,000 Retail Trade

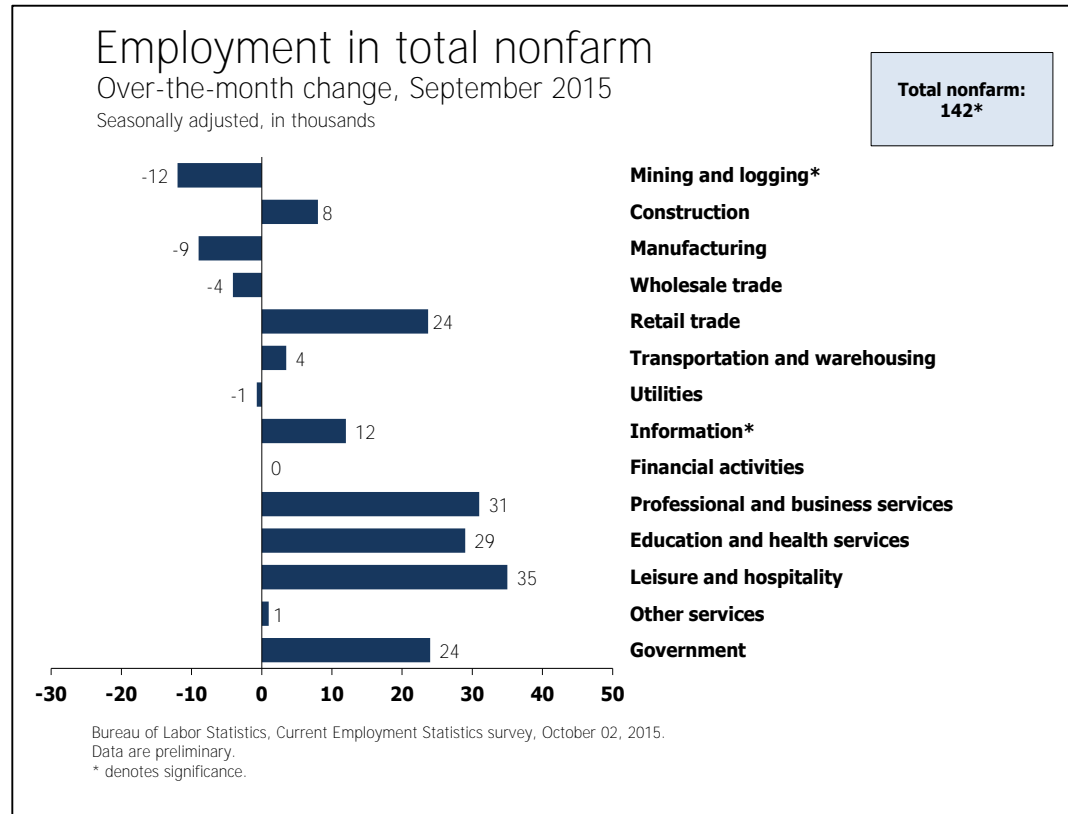
Employment in retail trade continued to trend up in September. General merchandise stores and automobile dealers added 10,000 and 5,000 jobs, respectively. Over the year, employment in retail trade has risen by 314,000.

+12,000 Information

Information employment rose by 12,000 in September, with small movements among the component industries.

-12,000 Mining and Logging

Mining lost 10,000 jobs over the month. Since reaching a peak in December, employment in the industry has decreased by 102,000 or 11.9 percent. Support activities for mining accounted for most of the jobs lost—-7,000 over the month and -80,000 year to date. Logging employment fell by 2,000 in September.

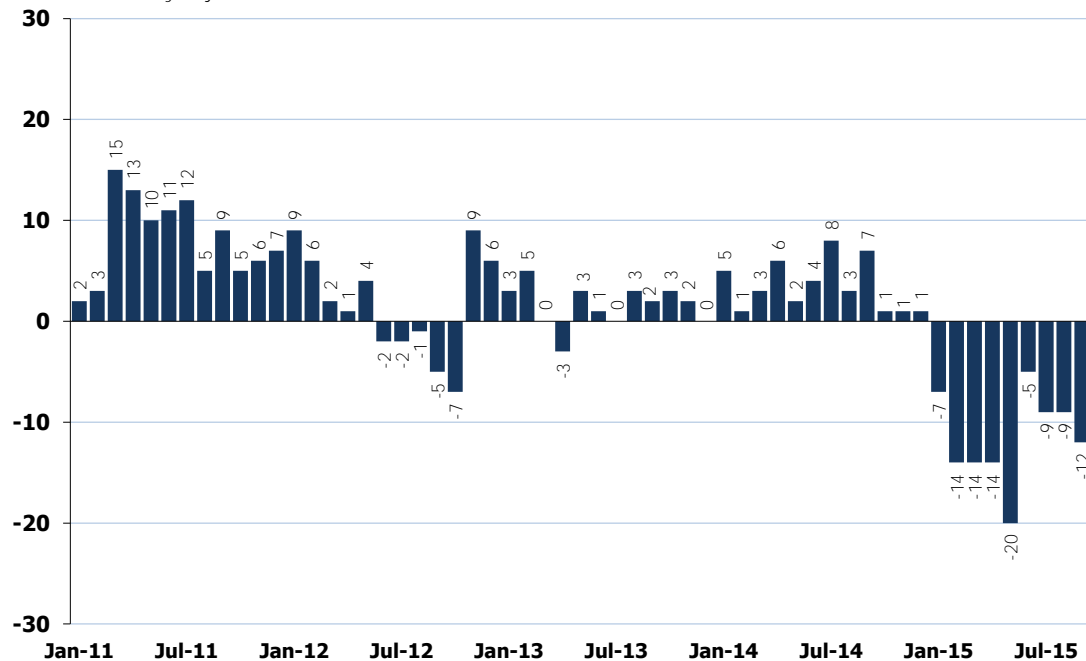


Mining and Logging

Employment in mining and logging

Over-the-month change, January 2011–September 2015

Seasonally adjusted, in thousands



Bureau of Labor Statistics, Current Employment Statistics survey, October 02, 2015.

Most recent 2 months of data are preliminary.

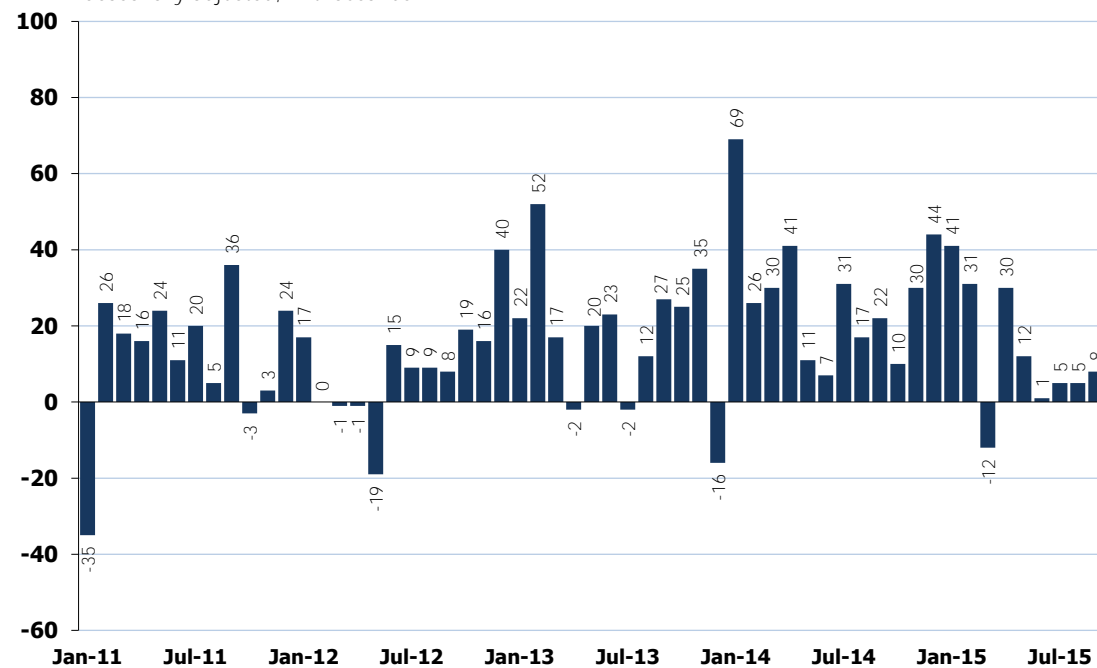
Mining and logging employment decreased in September (-12,000). Logging shed 2,000 jobs and mining lost 10,000 jobs. Mining employment peaked in December and, since then, has decreased by 102,000.

Construction

Employment in construction

Over-the-month change, January 2011–September 2015

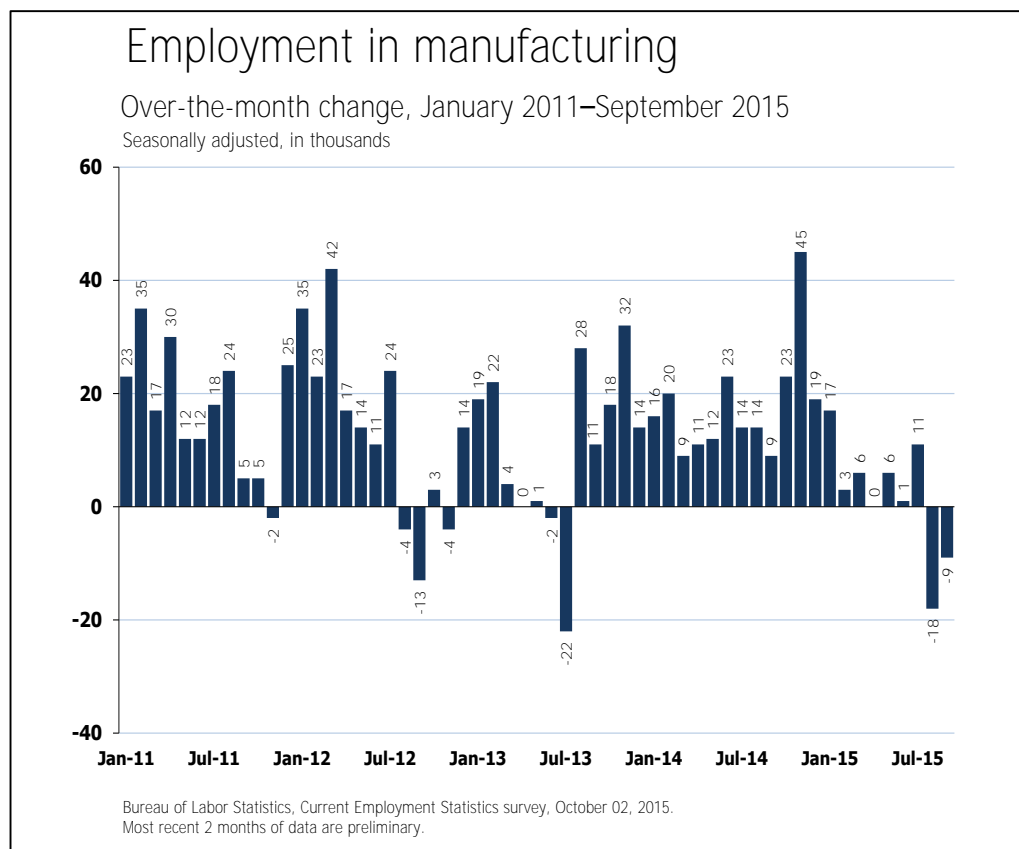
Seasonally adjusted, in thousands



Bureau of Labor Statistics, Current Employment Statistics survey, October 02, 2015.
Most recent 2 months of data are preliminary.

Construction employment changed little in September (+8,000) and has shown little movement in recent months.

Manufacturing



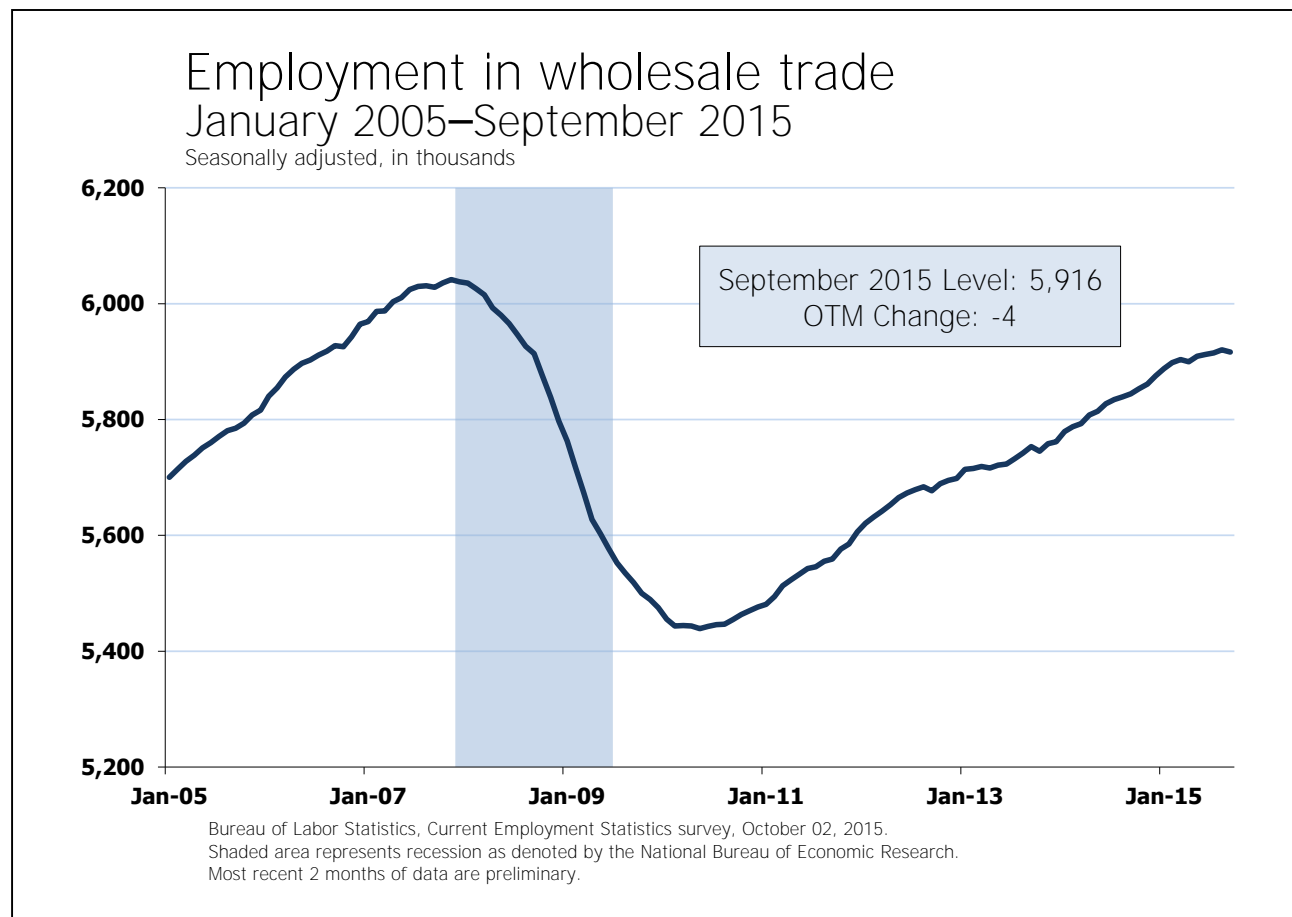
Employment in manufacturing changed little in September (-9,000). Within durable goods, furniture and related products added 3,000 jobs. This increase was offset by small losses in other durable goods industries.

The 1-month diffusion index increased to 44.4 in September from 39.4 in August. The diffusion index measures the dispersion of employment change in manufacturing, with a value below 50 indicating that more manufacturing industries are losing jobs than gaining.

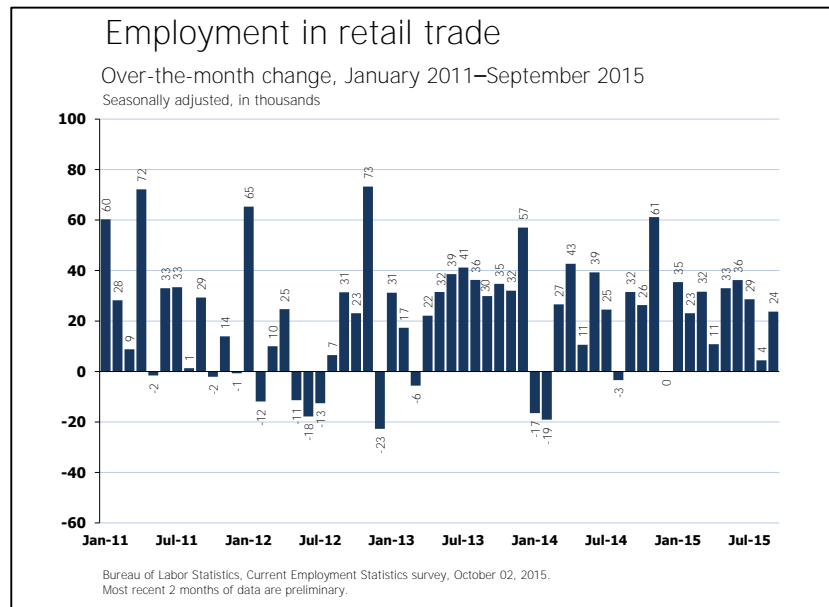
In September, average weekly hours declined by 0.2 hour for production employees and by 0.2 hour for all employees.

Wholesale Trade

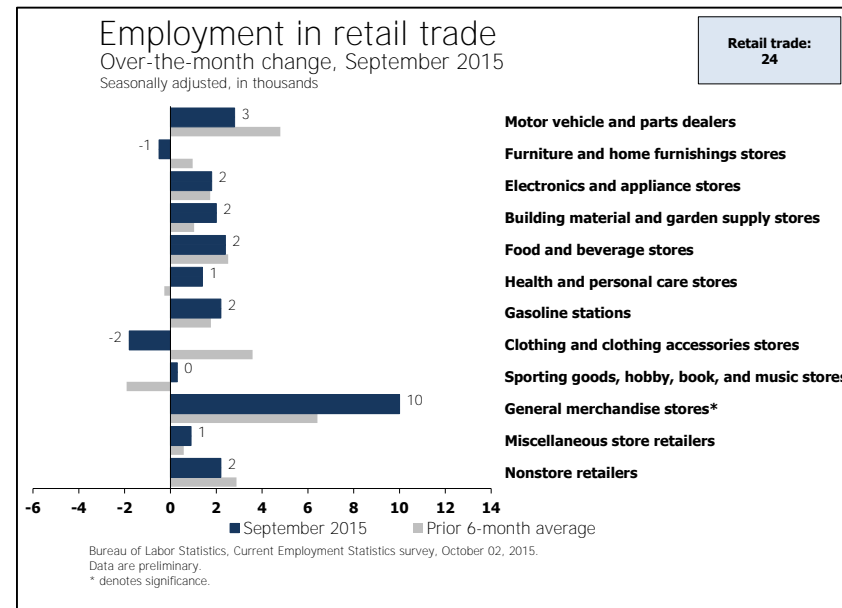
Employment in wholesale trade changed little in September (-4,000).



Retail Trade



Employment in retail trade continued to trend up in September (+24,000), in line with its average monthly change over the prior 12 months (+27,000).



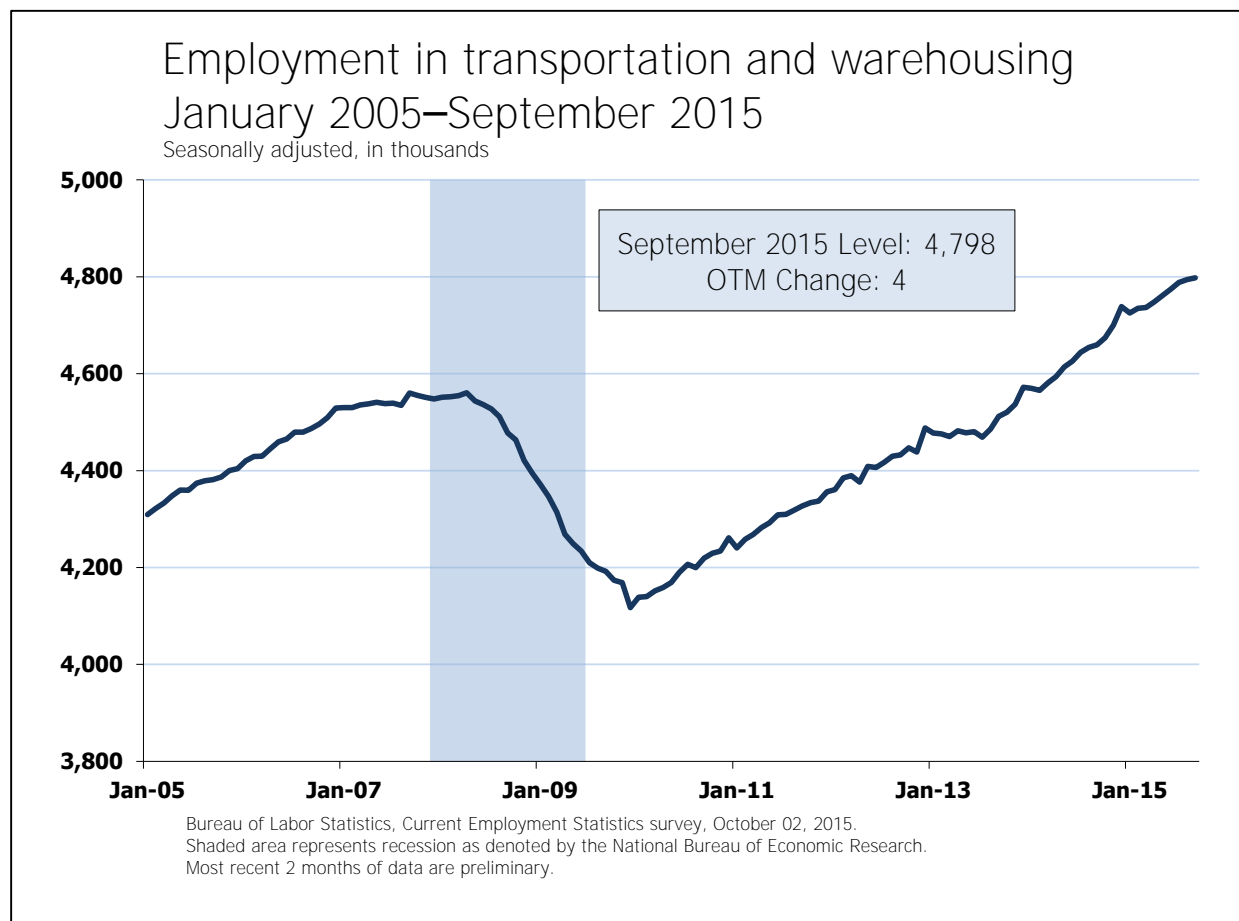
NAICS 4411– Automobile Dealers

Within motor vehicle and parts dealers, automobile dealers added 5,000 jobs in September. This increase coincides with recent strength in auto sales. In August, auto sales were 17.8 million (seasonally adjusted annualized rate); the highest level since July 2005 (Source: [Motor Intelligence](#)).

NAICS 452– General Merchandise Stores

In September, general merchandise stores added 10,000 jobs. Over the past 12 months, the industry has added 68,000 jobs.

Transportation and Warehousing



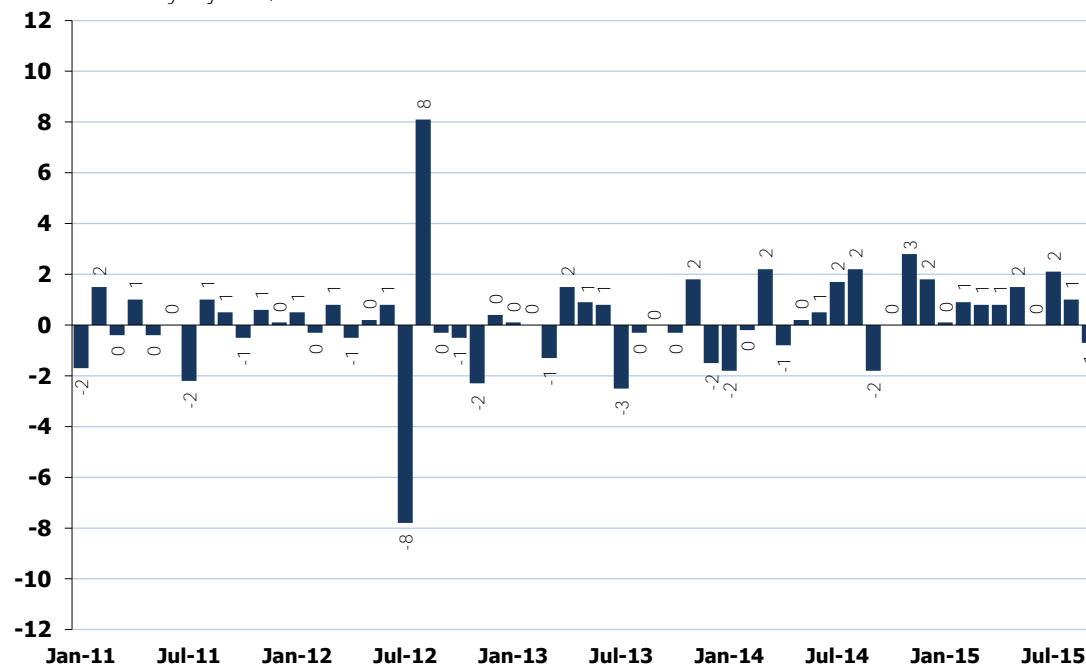
Employment in transportation and warehousing changed little (+4,000) in September. Couriers and messengers added 3,000 jobs. Over the year, transportation and warehousing has added 138,000 jobs.

Utilities

Utilities employment experienced little change in September (-1,000).

Employment in utilities

Over-the-month change, January 2011–September 2015
Seasonally adjusted, in thousands



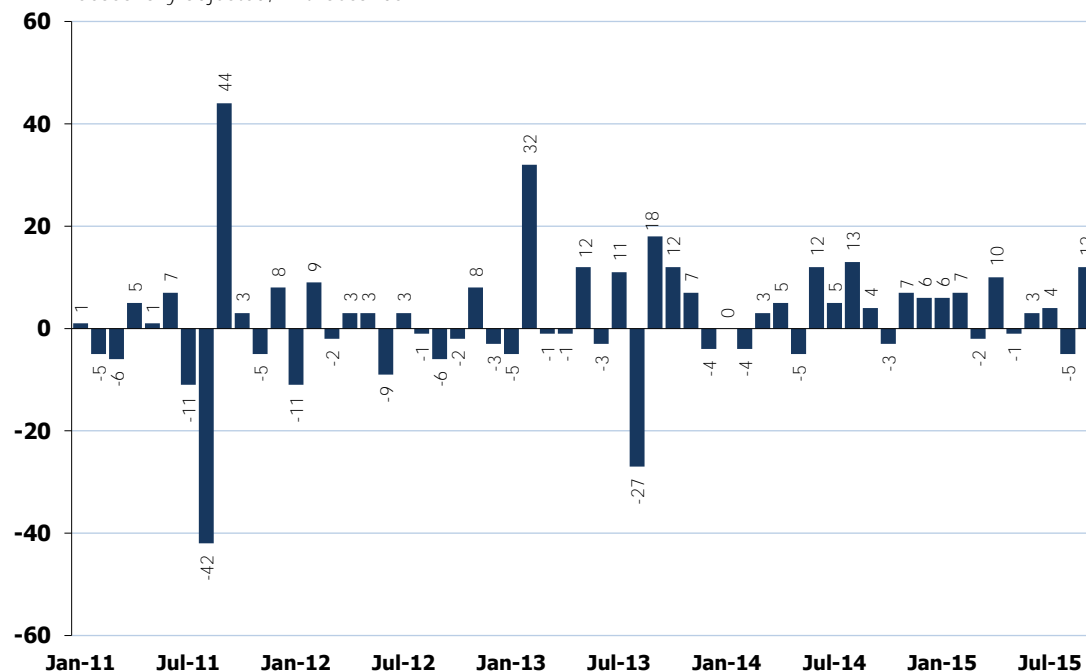
Bureau of Labor Statistics, Current Employment Statistics survey, October 02, 2015.
Most recent 2 months of data are preliminary.

Information

Employment in information

Over-the-month change, January 2011–September 2015

Seasonally adjusted, in thousands



Bureau of Labor Statistics, Current Employment Statistics survey, October 02, 2015.
Most recent 2 months of data are preliminary.

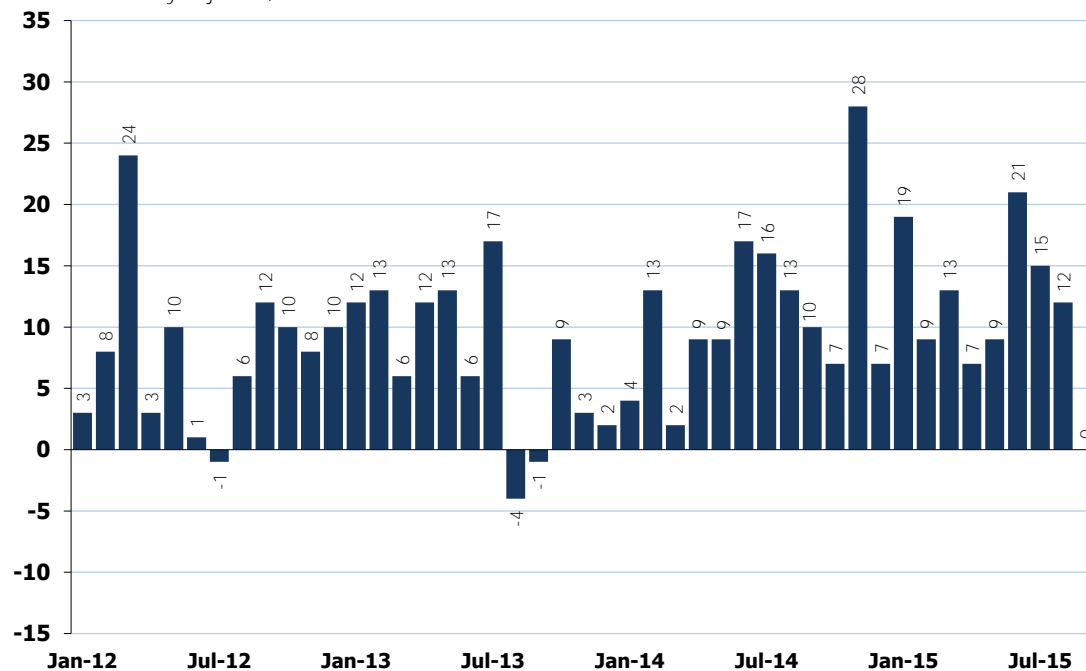
Employment in information rose by 12,000 in September. Small increases occurred in component industries, with employment in motion picture and sound recording industries edging up by 7,000.

Financial Activities

Employment in financial activities

Over-the-month change, January 2012–September 2015

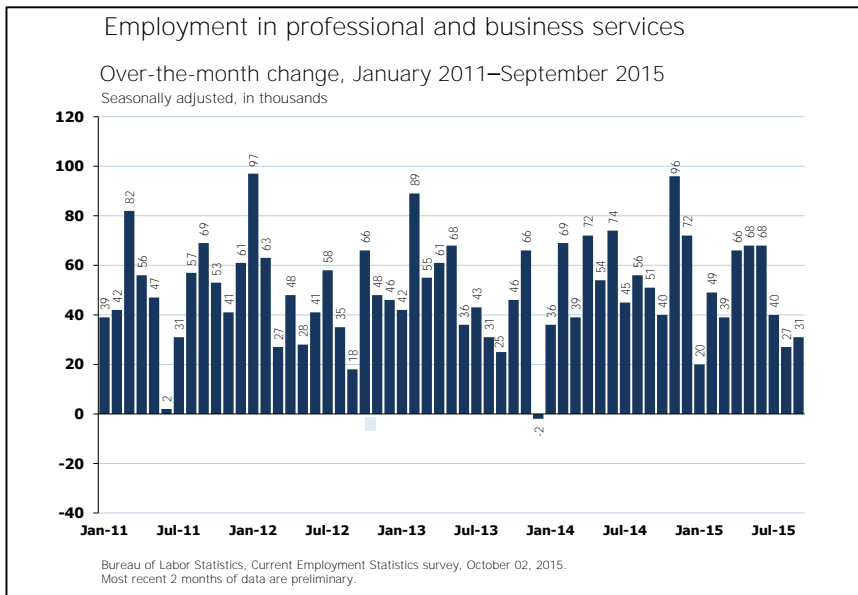
Seasonally adjusted, in thousands



Bureau of Labor Statistics, Current Employment Statistics survey, October 02, 2015.
Most recent 2 months of data are preliminary.

Employment in financial activities was unchanged in September. Job gains had averaged 13,000 per month over the prior 12 months.

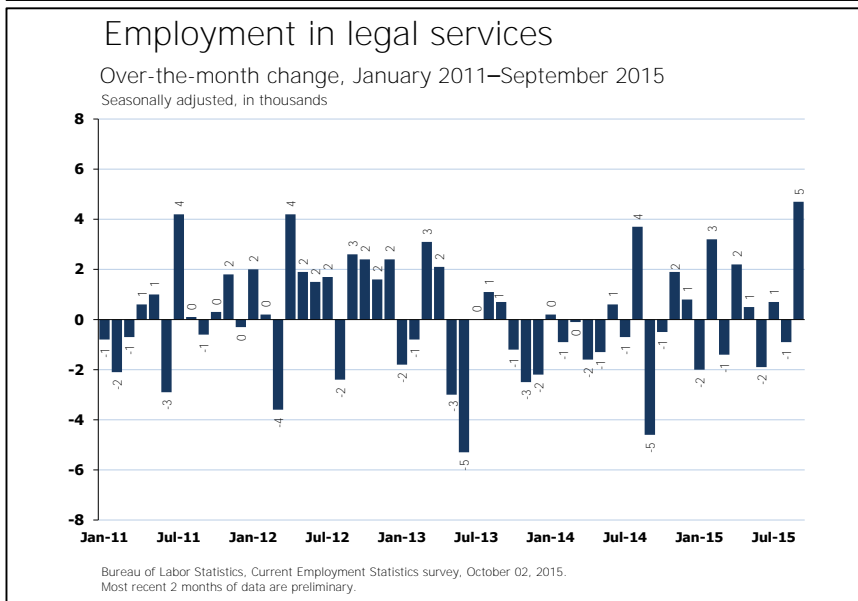
Professional and Business Services



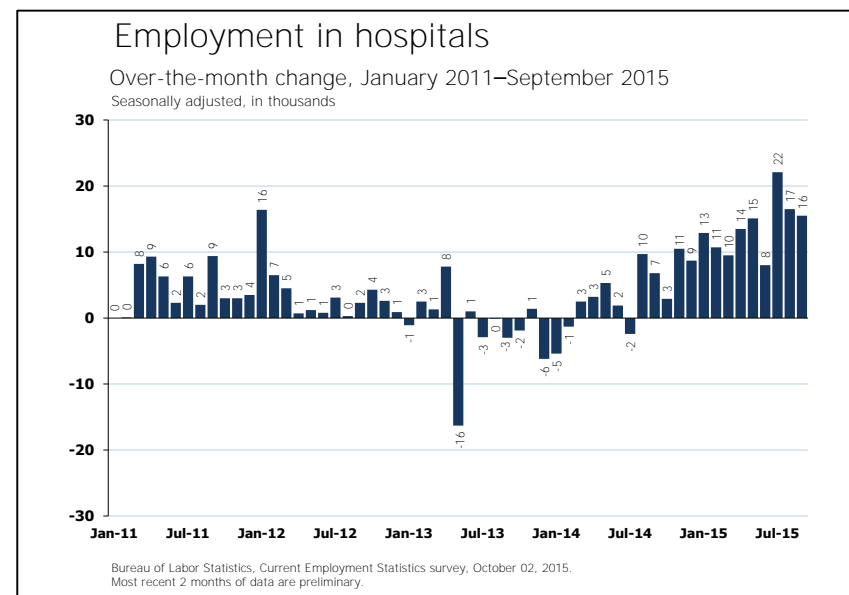
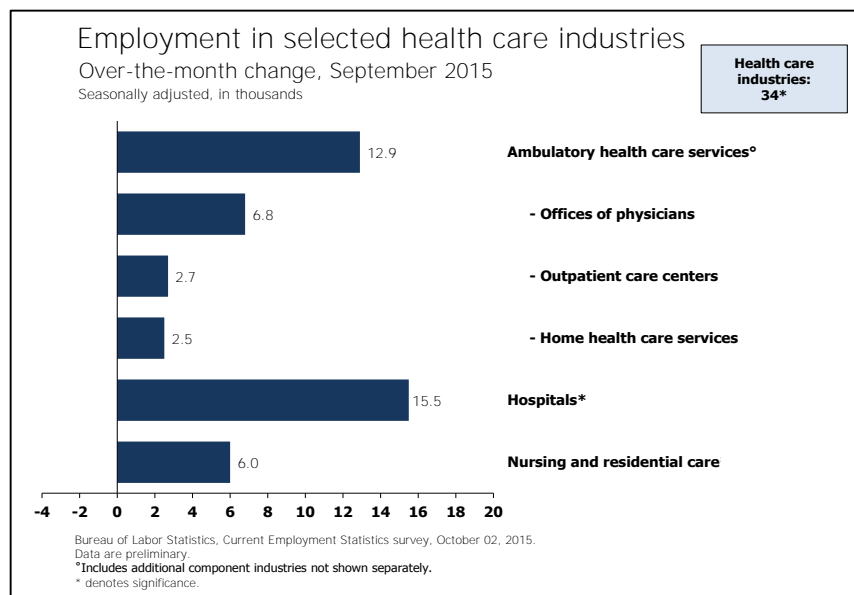
Employment in professional and business services continued to trend up in September (+31,000) with positive trends in component industries: professional and technical services (+18,000), management of companies and enterprises (+2,000), and administrative and waste services (+10,000). Monthly job gains in professional and business services have averaged 45,000 thus far in 2015, compared with an average monthly gain of 59,000 in 2014.

NAICS 54 – Professional and Technical Services

Within professional and technical services, legal services added 5,000 jobs in September. Employment continued to trend up in computer systems design and related services (+7,000); over the year this industry added 104,000 jobs.



Private Education and Health Services

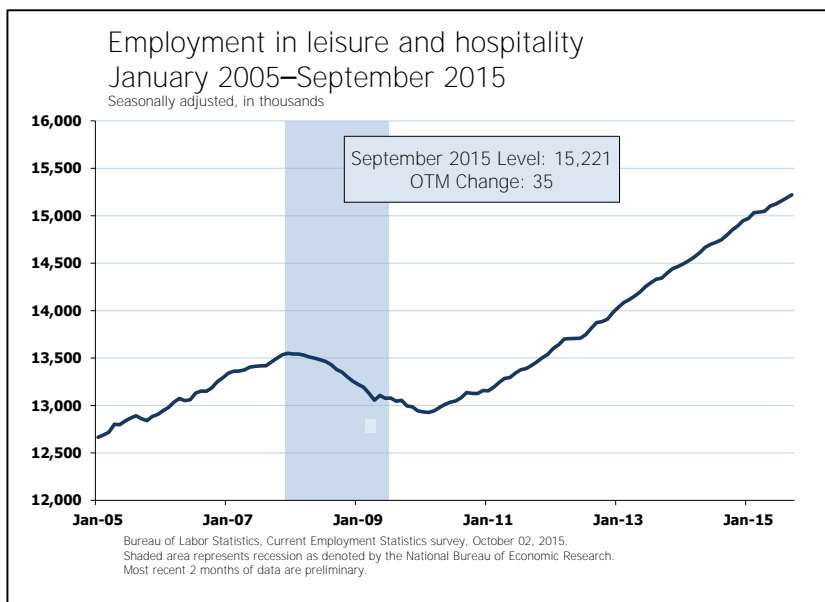


Employment in education and health services edged up by 29,000 in September, with all of the gain occurring in health care (+34,000). Over the past 12 months, private education and health services has expanded by 568,000 jobs.

NAICS 622—Hospitals

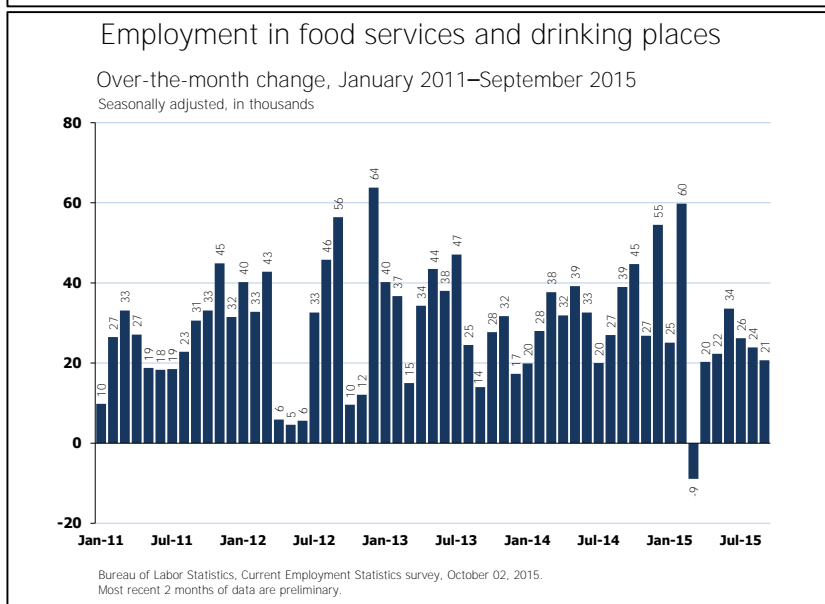
Hospitals added 16,000 jobs in September. Employment in the industry has increased by 146,000 over the past 12 months, accounting for over one quarter of the job gains in private education and health services over the same period.

Leisure and Hospitality

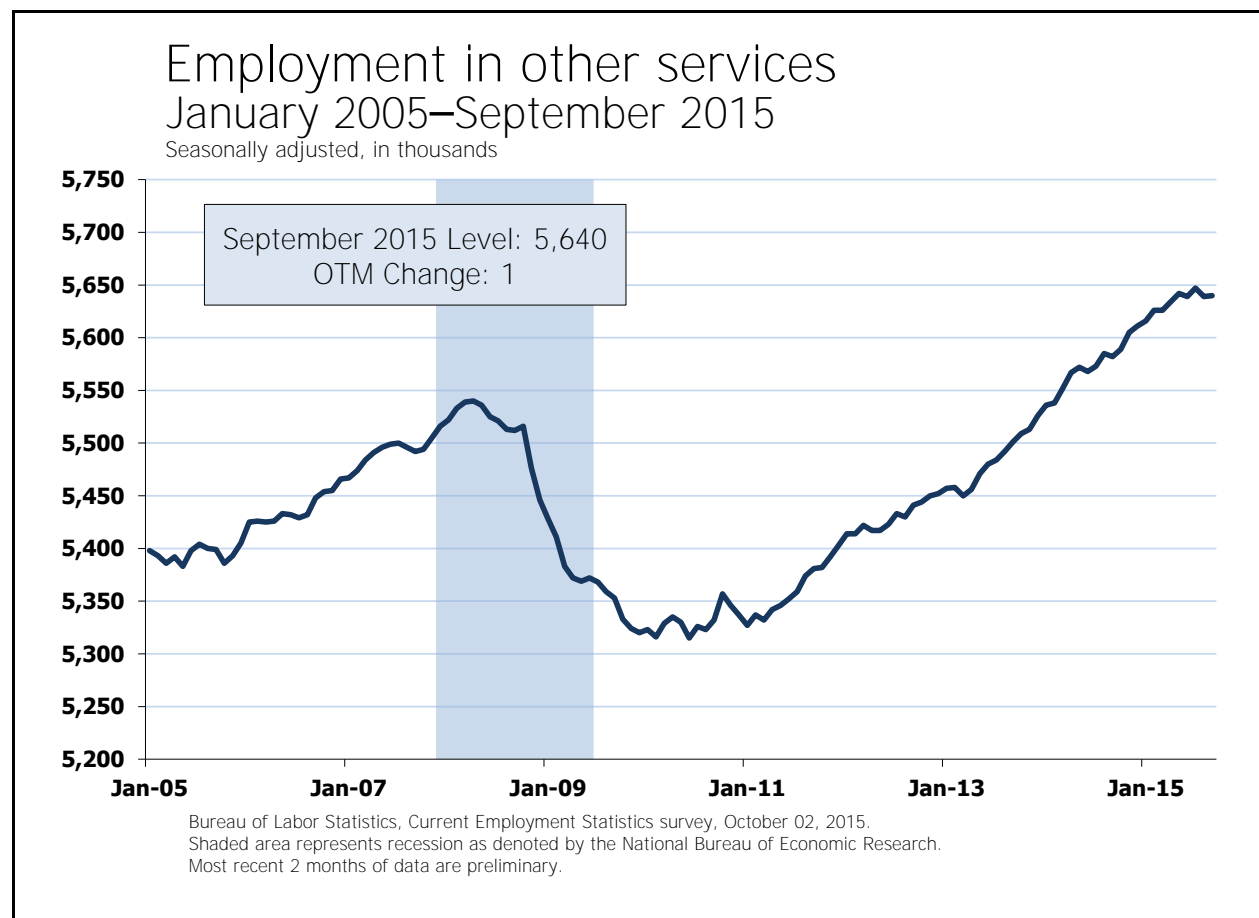


In September, employment in leisure and hospitality continued to trend up (+35,000), in line with its prior 12-month average monthly gain.

Within leisure and hospitality, food services and drinking places employment edged up in September (+21,000), and the industry has added 349,000 jobs in the last 12 months.

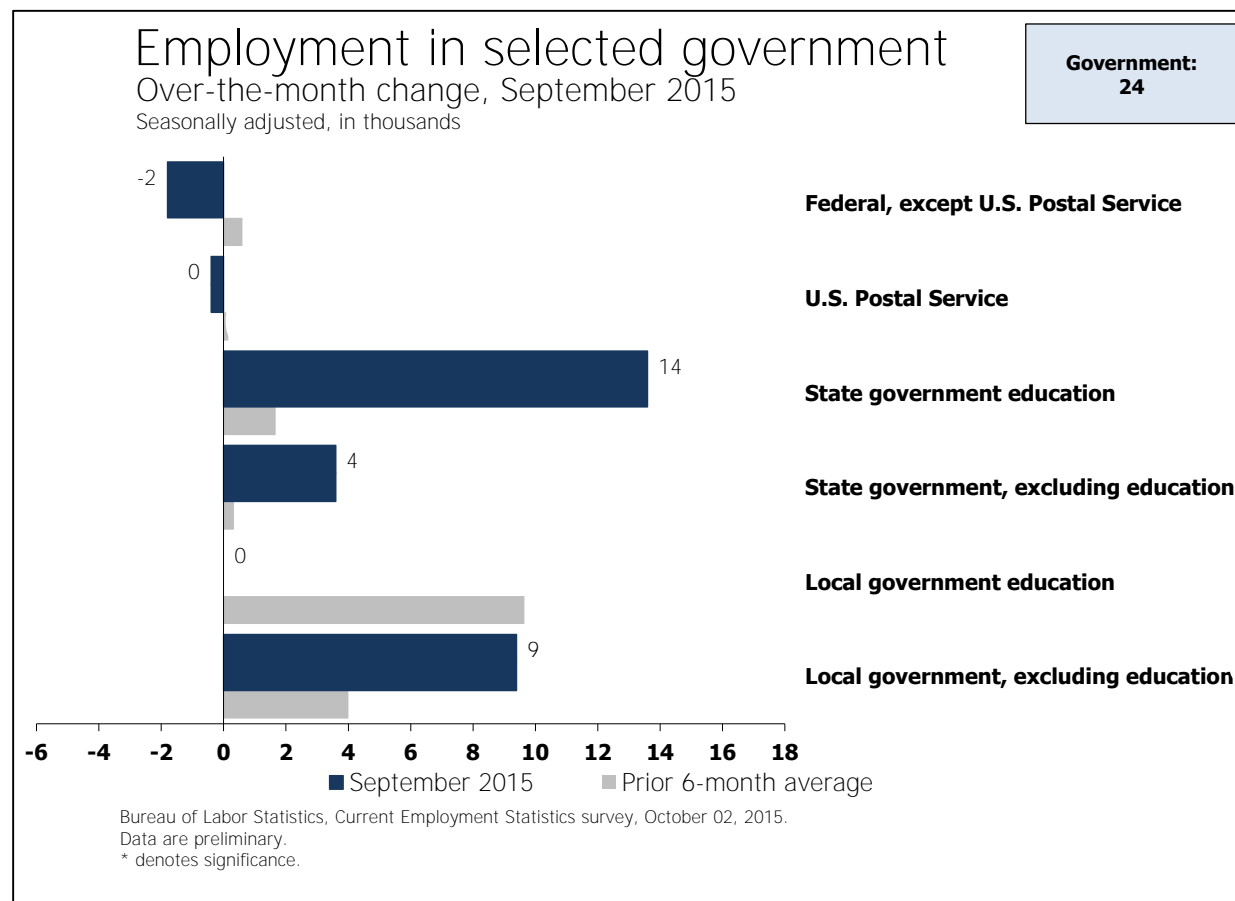


Other Services



Employment in other services changed little (+1,000) in September and is essentially unchanged over the past 3 months.

Government



Government employment changed little in September (+24,000). Employment at the federal, state, and local levels changed little over the month. Government has added 127,000 jobs so far in 2015, with the majority of the employment gain occurring in local government.



CES Analysts

Michael Calvillo

Steve Crestol

Tyler Downing

Brittney Forbes

Lyda Ghanbari

Mike McCall

John Mullins

Michael Osifalujo

Edward Park

Kara Sullivan

Jay Stuart

Parth Tikiwala

Prepared by Staff of the National Estimates Branch
Current Employment Statistics Survey
U.S. Bureau of Labor Statistics

202-691-6555

[Email CES](#)