

# Louisiana and Texas: Price Movements of Top Energy Exports and Other Highlights

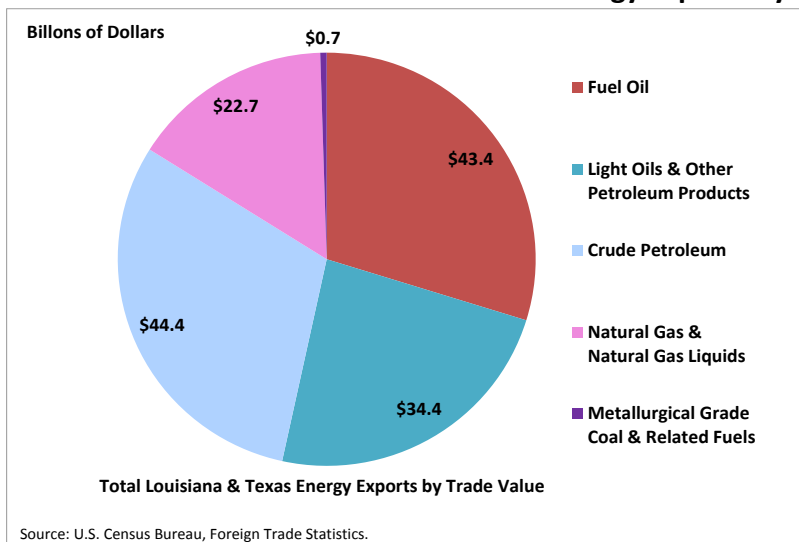
August 2019

[www.bls.gov/mxp](http://www.bls.gov/mxp)

Texas and Louisiana accounted for just under \$146 billion in energy export trade dollar value in 2018. Overall U.S. energy exports increased 36.6 percent in trade dollar value from 2017 to 2018. The export price index for fuel oil declined 4.6 percent over the 3-month period ended in July. Export prices for light oils and other petroleum products and natural gas also fell over the same period. Overall fuels and lubricants prices decreased 6.2 percent over the past 3 months, and declined 11.3 percent from July 2018 to July 2019.



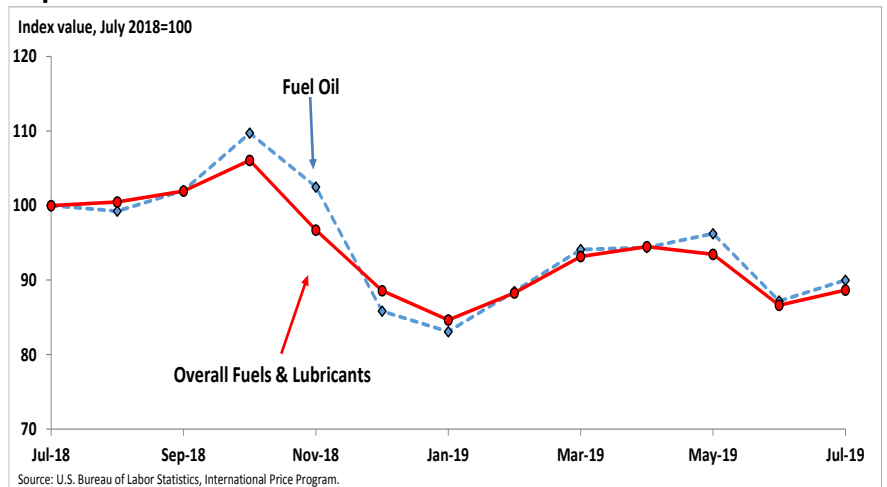
**Louisiana & Texas Energy Exports by Trade Dollar Value, 2018**



- With a combined value of almost \$146 billion, Texas and Louisiana accounted for 76.7 percent of U.S. energy exports in 2018, up from 72.4 percent of total U.S. energy exports in 2017.
- Texas and Louisiana ranked first and second, respectively, in the United States for fuel oil exports, with a combined total of 78.8 percent of total U.S. exports.
- The export trade value of crude petroleum exports from Texas and Louisiana advanced 132.5 percent from 2017 to 2018.

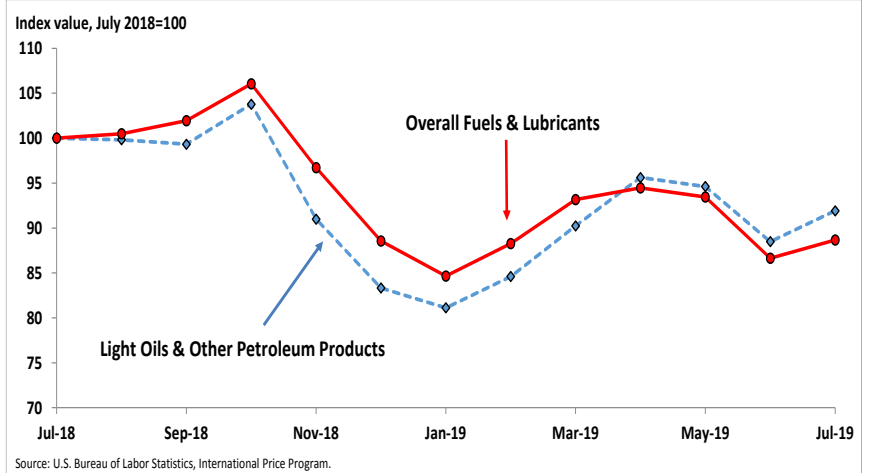
**U.S. Export Price Indexes: Fuel Oil**

- Fuel oil export prices decreased 4.6 percent from April to July.
- The 3-month decrease was driven by a 9.4-percent decline in June, the largest monthly drop since the index fell 16.3 percent in December 2018.
- The export price index for fuel oil declined 10.0 percent from July 2018 to July 2019.

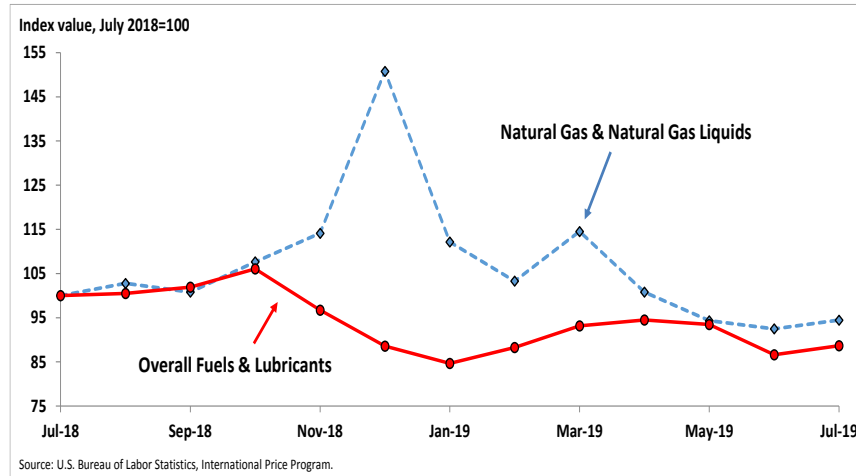


### U.S. Export Price Indexes: Light Oils and Other Petroleum Products

- Export light oils and other petroleum products prices declined 3.9 percent over the past 3 months.
- The 3-month drop was driven by decreases of 1.0 percent in May and 6.5 percent in June.
- Prices for light oils and other petroleum products exports fell 8.1 percent over the past year.



### U.S. Export Price Indexes: Natural Gas and Natural Gas Liquids



- Prices for natural gas exports fell 6.3 percent over the 3-month period ended in July.
- The 3-month decrease was driven by declines of 6.4 percent in May and 2.0 percent in June, which more than offset the 2.1-percent increase in July.
- The export price index for natural gas declined 5.5 percent from July 2018 to July 2019.

### Top Six States Exporting Energy by Trade Dollar Value, 2018

- Texas was the largest energy exporting state in 2018, accounting for 59.2 percent of U.S. energy exports by export trade value. Louisiana ranked second, accounting for 17.5 percent.
- California was the third largest exporting state, accounting for 2.9 percent of total U.S. energy exports.
- The trade dollar value of energy exports from Texas was greater than the value from the next 5 states combined.

