

Great Lakes States: Price Movements of Top Exports and Other Highlights

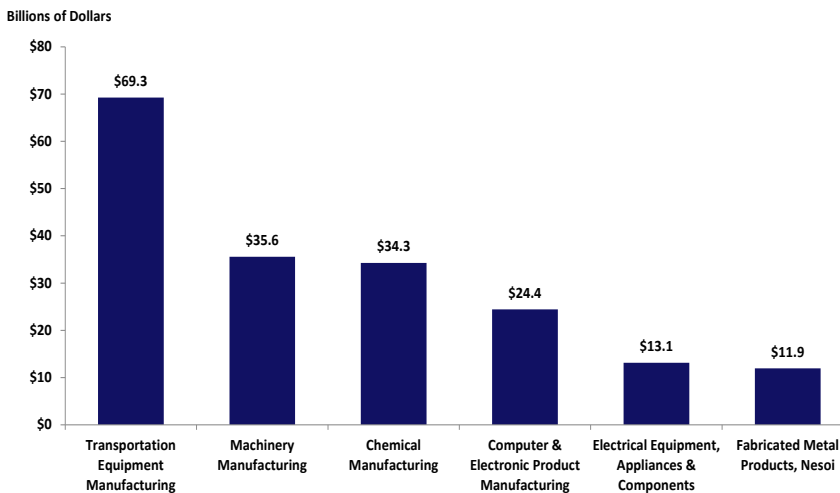
August 2019

www.bls.gov/mxp

The Great Lakes states, composed of Illinois, Michigan, Ohio, Indiana, Wisconsin, and Minnesota, exported a total trade value of \$262.4 billion in 2018, increasing 2.7 percent from 2017. The export price indexes for transportation equipment manufacturing and machinery manufacturing each rose for the 3 months ended in July, while chemical manufacturing export prices declined. From April to July, export prices for overall manufacturing decreased 0.4 percent; the index also fell 0.4 percent over the past 12 months.



Top Six Great Lakes Exports by Trade Dollar Value, 2018

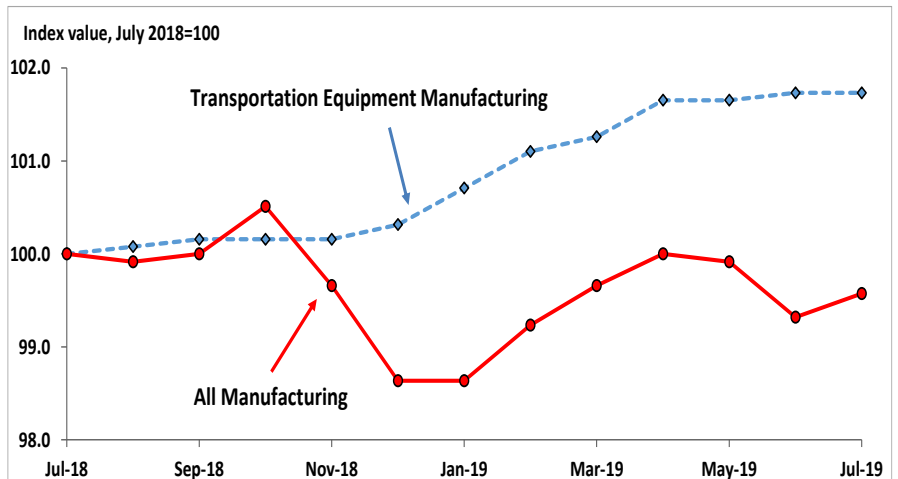


Source: U.S. Census Bureau, Foreign Trade Statistics.

- In 2018, the top 6 Great Lakes export industries accounted for 67.3 percent of the region's total export dollars and 11.3 percent of total U.S. exports.
- In 2018, the largest export industry in the Great Lakes, transportation equipment manufacturing, accounted for 24.2 percent of total exports by trade value for the United States.
- The second largest export industry of the Great Lakes region, machinery manufacturing, accounted for 25.0 percent of total export trade value for the United States.

U.S. Export Price Indexes: Transportation Equipment Manufacturing

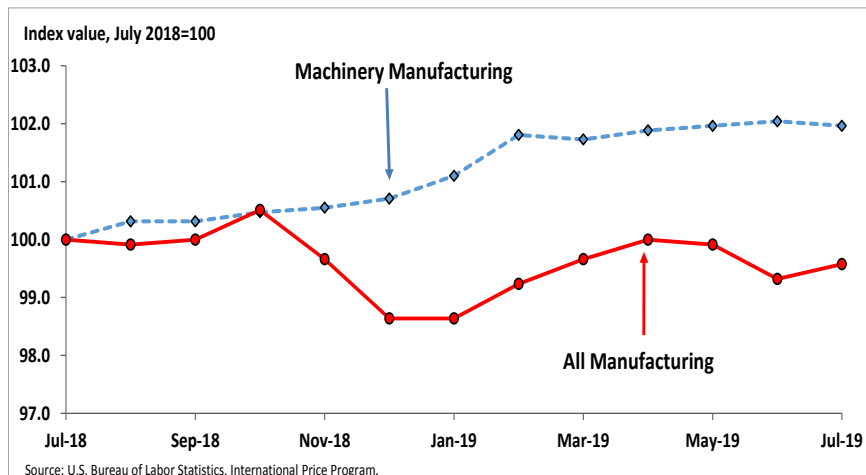
- Export transportation equipment manufacturing prices rose 0.1 percent from April to July.
- Prices for transportation equipment manufacturing exports increased 1.7 percent over the past year.
- The 12-month advance in transportation equipment manufacturing prices was driven by a 3.1-percent rise in motor vehicle body and trailer manufacturing prices.



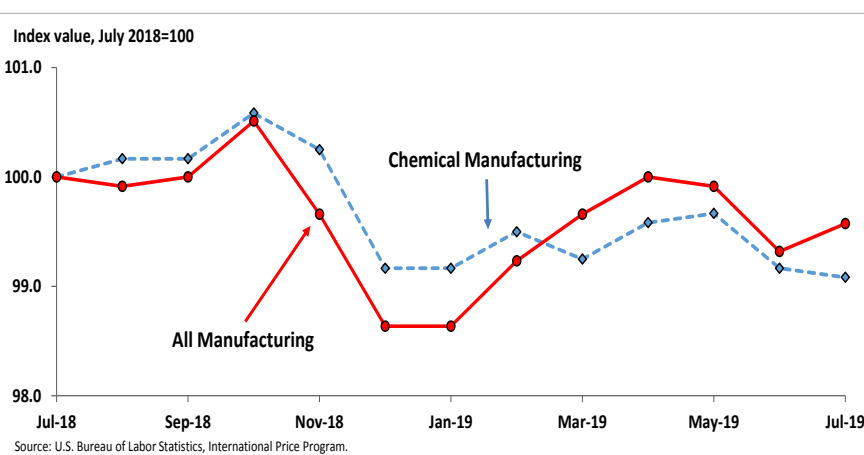
Source: U.S. Bureau of Labor Statistics, International Price Program.

U.S. Export Price Indexes: Machinery Manufacturing

- Machinery manufacturing export prices ticked up 0.1 percent over the past quarter.
- The export price index for machinery manufacturing advanced 2.0 percent over the past 12 months.
- Higher prices for engine, turbine, and power transmission equipment manufacturing and agriculture, construction, and mining machinery manufacturing drove the 12-month rise.



U.S. Export Price Indexes: Chemical Manufacturing



- Prices for chemical manufacturing exports declined 0.5 percent over the past 3 months.
- Export chemical manufacturing prices fell 0.9 percent over the past year.
- The 12-month decline was the largest over-the-year decrease since chemical manufacturing export prices declined 1.1 percent in July 2017.

U.S. Export Price Indexes: Great Lakes Exports by Trade Dollar Value, 2018

- The Great Lakes states accounted for 15.8 percent of total U.S. goods exports by trade dollar value in 2018.
- The top 3 exporters within the Great Lakes region—Illinois, Michigan, and Ohio—accounted for 10.7 percent of total U.S. export.
- Illinois accounted for 24.9 percent of total Great Lakes exports, while Michigan and Ohio accounted for 22.1 percent and 20.7 percent, respectively.

