

Great Lakes States: Price Movements of Top Exports and Other Highlights

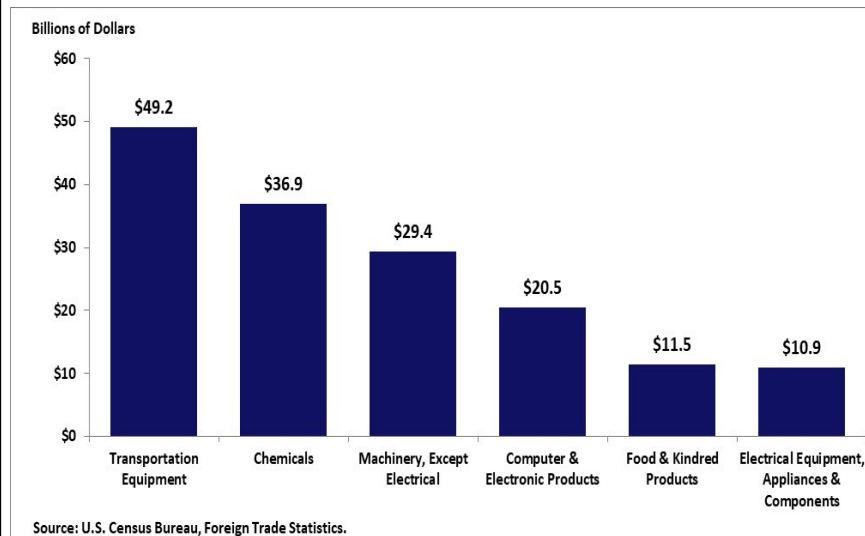
August 2021

www.bls.gov/mxp

The Great Lakes states—composed of Illinois, Ohio, Michigan, Indiana, Wisconsin, and Minnesota—exported a total trade value of \$218.4 billion in 2020, declining 13.2 percent from 2019. Prices for export transportation equipment manufacturing advanced 0.5 percent over the 3-month period ended in July. Export prices for chemical manufacturing and machinery manufacturing also rose from April to July. Overall manufacturing export prices increased 2.8 percent over the past 3 months.



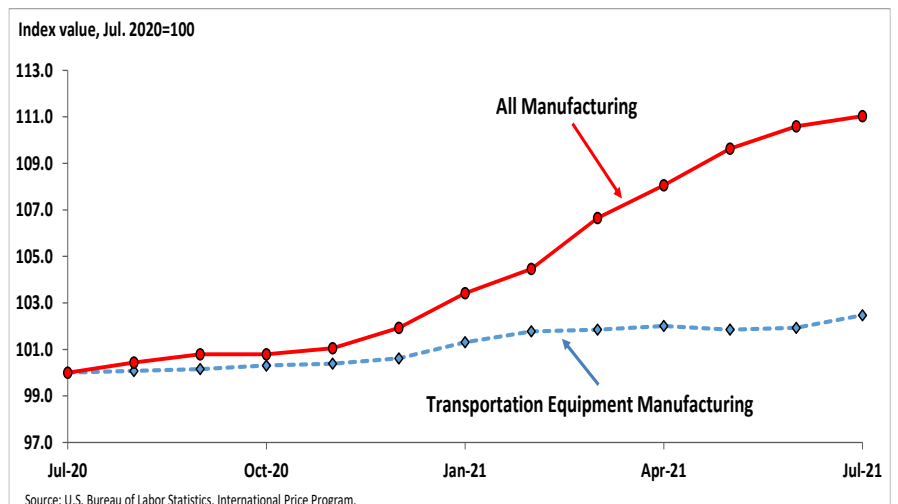
Top Six Great Lakes Exports by Trade Dollar Value, 2020



- In 2020, the Great Lakes states exported a combined trade dollar value of \$218.4 billion, which accounted for 15.3 percent of total U.S. exports.
- Transportation equipment manufacturing was the largest export industry in the Great Lakes, with the region accounting for 24.9 percent of total U.S. exports by trade dollar value for the industry.
- The second-largest Great Lakes export industry, chemical manufacturing, accounted for 18.6 percent of the sector's U.S. total export trade value.

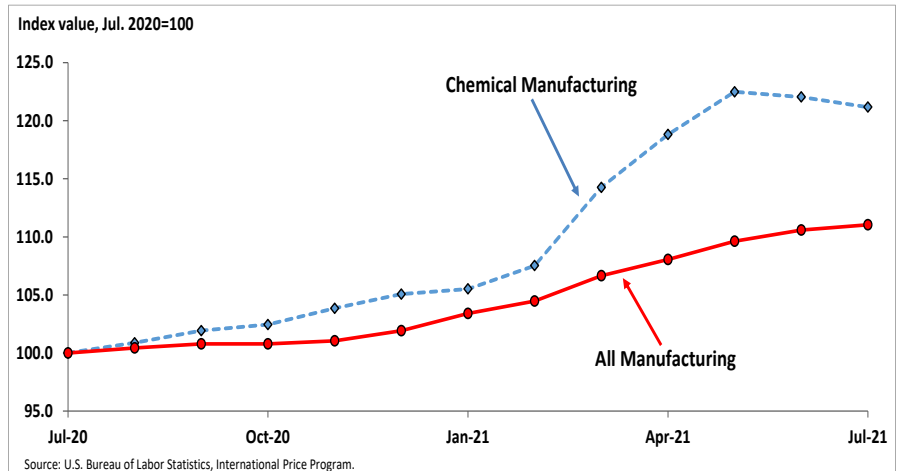
U.S. Export Price Indexes: Transportation Equipment Manufacturing

- Prices for export transportation equipment manufacturing advanced 0.5 percent over the 3-month period ended July 2021.
- Transportation equipment manufacturing export prices increased 2.5 percent from July 2020 to July 2021.
- Higher motor vehicle body and trailer manufacturing prices, up 6.9 percent, drove the overall 12-month advance in transportation equipment manufacturing prices.

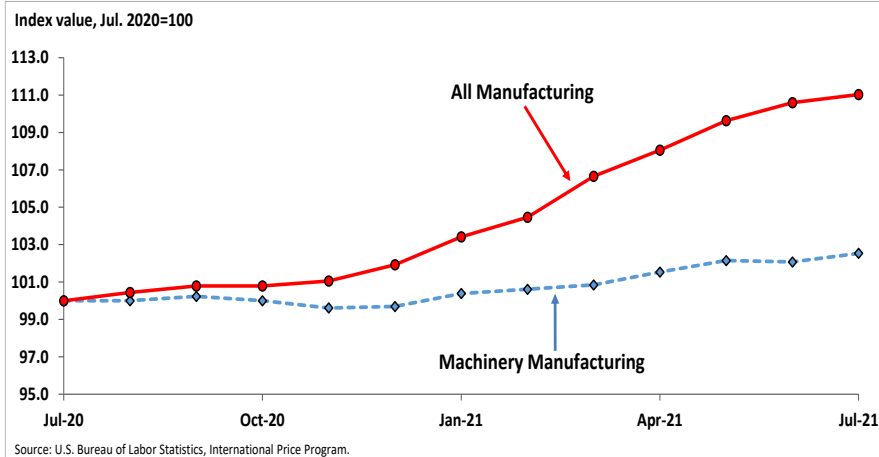


U.S. Export Price Indexes: Chemical Manufacturing

- Prices for chemical manufacturing exports increased 2.0 percent from April to July.
- The price index for chemical manufacturing exports increased 21.2 percent over the past year.
- A 26.3-percent increase in basic chemical manufacturing prices drove the overall 12-month rise in chemical manufacturing prices.



U.S. Export Price Indexes: Machinery Manufacturing



- The price index for export machinery manufacturing increased 1.0 percent over the past 3 months.
- The 3-month rise for machinery manufacturing prices was driven by a 2.8-percent increase in prices for commercial and service industry machinery manufacturing.
- Export machinery manufacturing prices increased 2.5 percent over the 12-month period ended in July.

U.S. Export Price Indexes: Great Lakes States by Export Trade Dollar Value, 2020

- The Great Lakes states accounted for 15.3 percent of total U.S. goods exports by trade dollar value in 2020.
- The top 3 exporters within the Great Lakes region—Illinois, Ohio, and Michigan—represented 10.0 percent of total U.S. exports.
- Illinois accounted for 24.5 percent of total Great Lakes exports, while Ohio and Michigan represented 20.6 percent and 20.1 percent, respectively.

