

Mountain-Plains: Price Movements of Top Exports and Other Highlights

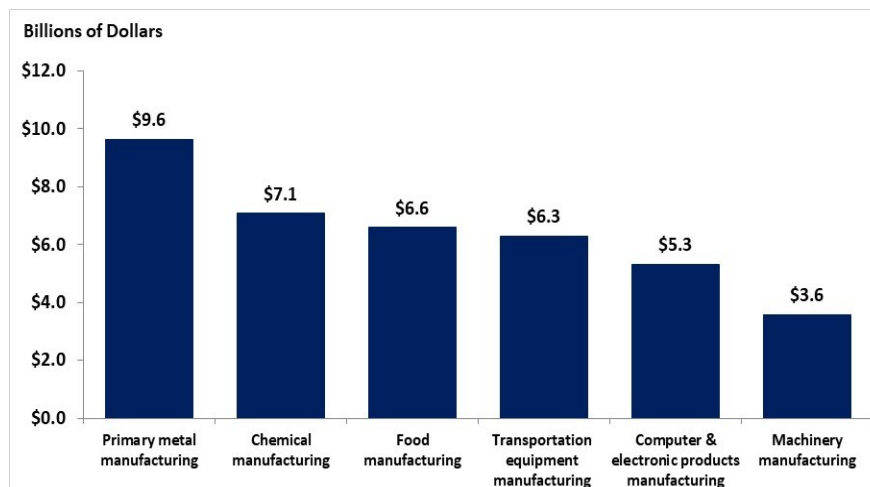
August 2021

www.bls.gov/mxp

The Mountain-Plains region, which consists of Colorado, Kansas, Missouri, Montana, Utah, and Wyoming, exported a total trade dollar value of \$51.8 billion in 2020, decreasing 3.2 percent from 2019. Export prices for primary metal manufacturing and chemical manufacturing, the two largest industries in the region by trade dollar value, rose from April to July. Food manufacturing prices also increased during the same period.



Top Six Mountain-Plains Exports by Trade Dollar Value, 2020

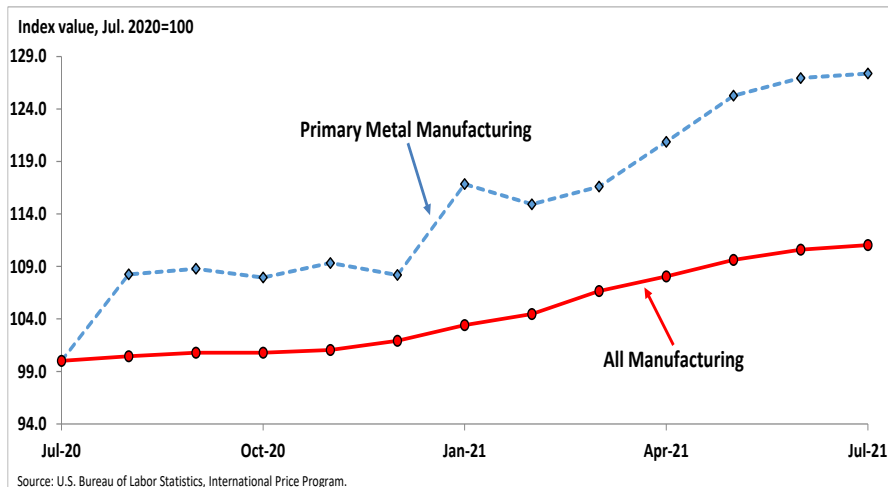


- The Mountain-Plains states accounted for 3.1 percent of total U.S. exports by trade dollar value in 2020.
- The largest Mountain-Plains export industry in 2020, primary metal manufacturing, represented 18.3 percent of total U.S. exports.
- Chemical manufacturing, the second-largest Mountain-Plains export industry in 2020, accounted for 3.6 percent of the industry's total exports by trade dollar value for the United States.

Source: U.S. Census Bureau, Foreign Trade Statistics.

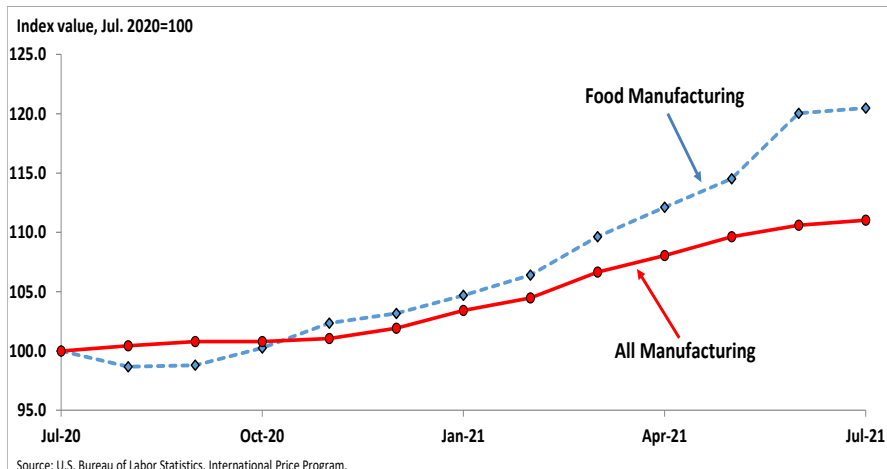
U.S. Export Price Indexes: Primary Metal Manufacturing

- Primary metal manufacturing export prices rose 5.4 percent from April to July.
- The price index for export primary metal manufacturing advanced 27.4 percent over the past year.
- The 12-month increase in primary metal manufacturing prices was primarily driven by a 35.3-percent rise in prices for alumina and aluminum production and processing.



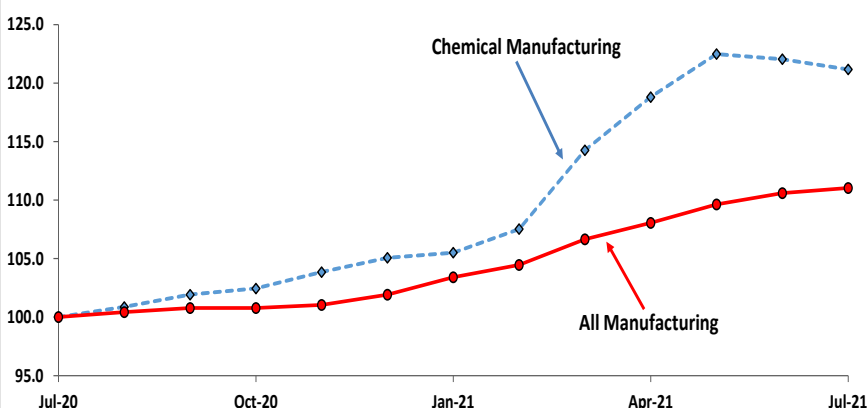
U.S. Export Price Indexes: Food Manufacturing

- Prices for food manufacturing exports increased 7.5 percent over the past 3 months.
- Higher prices for animal slaughtering and processing, up 13.2 percent, drove the 3-month advance in food manufacturing prices.
- Export food manufacturing prices increased 20.5 percent over the 12 months ended in July.



U.S. Export Price Indexes: Chemical Manufacturing

Index value, Jul. 2020=100



- Prices for chemical manufacturing exports increased 2.0 percent from April to July.
- The price index for chemical manufacturing exports increased 21.2 percent over the past year.
- A 26.3-percent increase in basic chemical manufacturing prices drove the overall 12-month rise in chemical manufacturing prices.

U.S. Export Price Indexes: Mountains-Plains States by Export Trade Dollar Value, 2020

- In 2020, the Mountain-Plains states accounted for 3.6 percent of total U.S. exports by trade dollar value.
- Utah accounted for 34.2 percent of total Mountain-Plains exports, while Missouri and Kansas represented 24.7 percent and 20.1 percent of the region's trade dollar value, respectively.
- Colorado, Montana, and Wyoming combined for 21.0 percent of Mountain-Plains exports by trade dollar value in 2020.

