

New England: Price Movements of Top Exports and Other Highlights

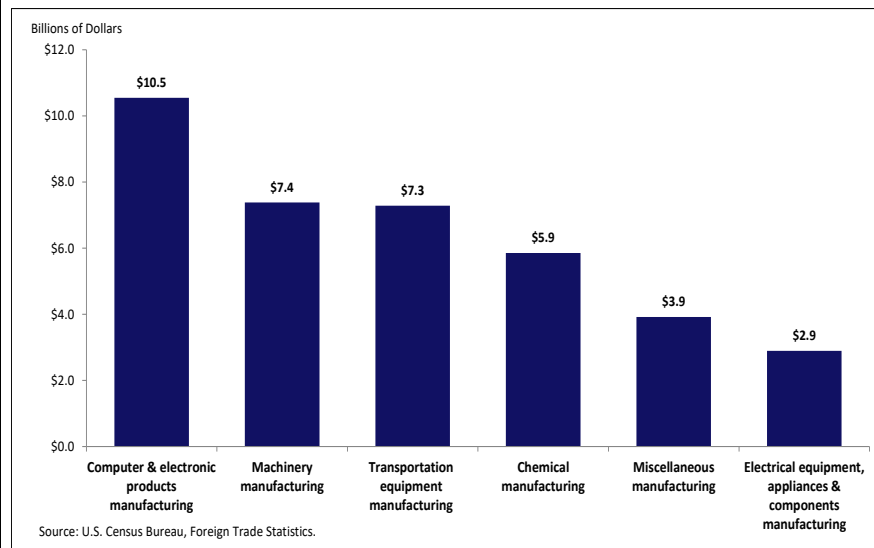
September 2021

www.bls.gov/mxp

The value of exports from New England totaled \$51.3 billion in 2020, a 9.5-percent decrease from the 2019 Trade dollar value of \$56.6 billion. Prices for the largest export industry in New England, computer and electronic product manufacturing, increased over the 3 months ended August 2021. Over the same period, the export price indexes for machinery manufacturing and transportation equipment manufacturing also advanced.



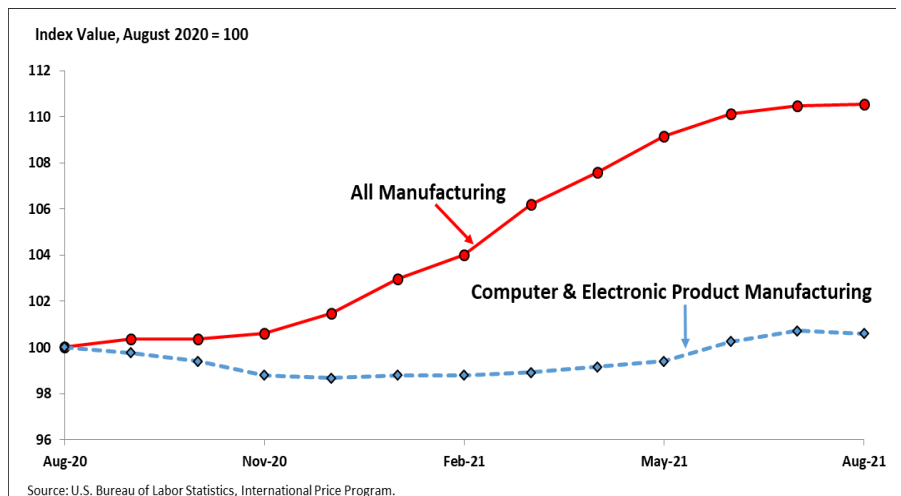
Top Six New England Exports by Trade Dollar Value, 2020



- The six New England states accounted for 5.3 percent of the U.S. total of computer and electronic product manufacturing exports. Massachusetts alone accounted for 3.1 percent.
- New England accounted for 3.7 percent of U.S. transportation equipment manufacturing exports.
- The top six New England export industries accounted for 74.0 percent of the region's total exports.

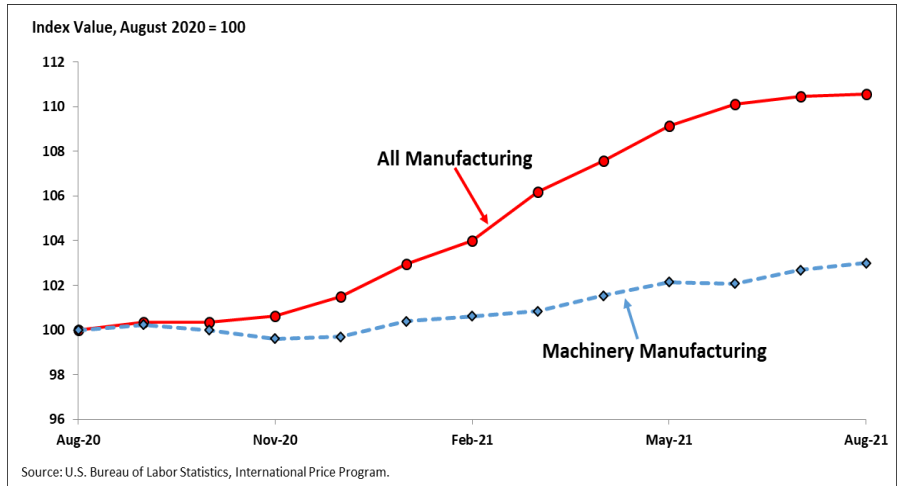
U.S. Export Price Indexes: Computer and Electronic Product Manufacturing

- Export prices for computer and electronic product manufacturing increased 1.2 percent from May to August.
- A 2.3-percent increase in prices for computer and peripheral equipment manufacturing drove the 3-month advance in computer and electronic product manufacturing prices.
- The price index for computer and electronic product manufacturing exports increased 0.6 percent over the past 12 months.



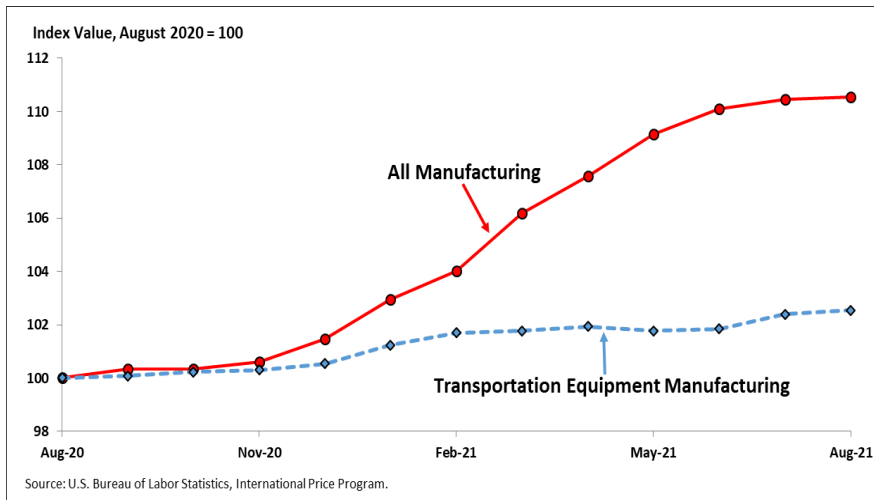
U.S. Export Price Indexes: Machinery Manufacturing

- Prices for machinery manufacturing exports advanced 0.8 percent from May to August.
- The 3-month increase in machinery manufacturing prices was led by a 2.9-percent rise in prices for commercial and service industry machinery manufacturing.
- The price index for machinery manufacturing exports rose 2.9 percent over the 12 months ended in August.



U.S. Export Price Indexes: Transportation Equipment Manufacturing

- The export price index for transportation equipment manufacturing advanced 0.8 percent over the past 3 months.
- Export transportation equipment manufacturing prices increased 2.5 percent from August 2020 to August 2021.
- The over-the-year advance in export transportation equipment manufacturing prices was led by a 6.7-percent increase in motor vehicle body and trailer manufacturing prices.



New England Computer & Electronic Product Manufacturing Exporting States by Trade Dollar Value, 2020

- Massachusetts exports of computer and electronic product manufacturing accounted for 12.0 percent of total New England exports in 2020.
- New England ranked behind Texas, California, Oregon, and Florida in exports of computer and electronic product manufacturing in 2020.
- The total value of computer and electronic product manufacturing exports from New England fell 10.6 percent in 2020 compared to 2019.

