



## Bus drivers, school

Drive a school bus to transport students. Ensure adherence to safety rules. May assist students in boarding or exiting.

### Cognitive and mental requirements

The qualifications that workers need to use judgement, make decisions, interact with others, and adapt to changes in jobs.

In 2024, more than basic people skills were required for 18.8 percent of bus drivers, school, and basic people skills were required for 81.2 percent.

**Table 1. Percentage of bus drivers, school with cognitive and mental requirements, 2024**

Requirement	Yes	No
<b>Adaptability: Work schedule variability</b>	66.9	33.1
<b>Pace: Pause control</b>	<0.5	>99.5
<b>Telework</b>	<0.5	>99.5
<b>Work review: Presence of supervisor</b>	<0.5	>99.5
<b>Work review: Supervising others</b>	<10	>90
<b>Working around crowds</b>	<0.5	>99.5

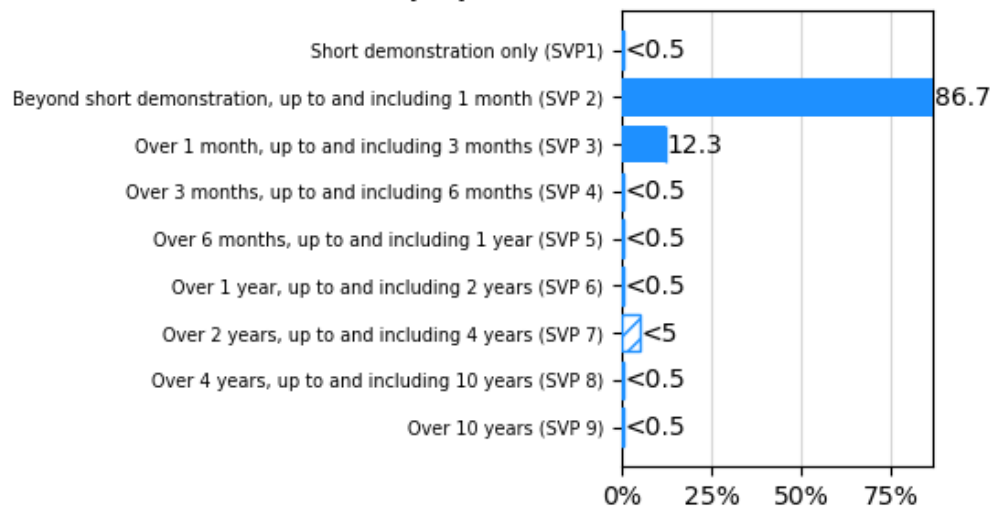
Source: U.S. Bureau of Labor Statistics, Occupational Requirements Survey

## Education, training, and experience requirements

The minimum level of formal education required, credentials necessary, on-the-job training, and prior work experience necessary for average performance in jobs.

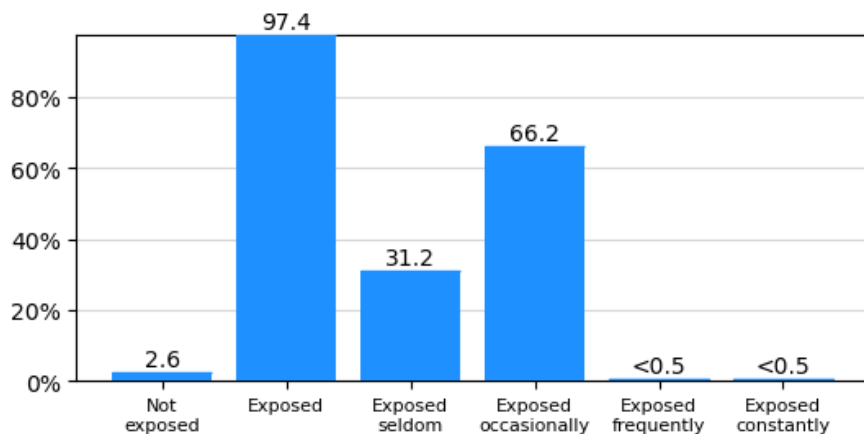
In 2024, prior work experience was required for less than 5 percent of bus drivers, school.

**Chart 1. Percentage of bus drivers, school by specific vocational preparation (SVP) level, 2024**



Note: Striped bars represent range estimates where precise value is unpublished.  
Source: U.S. Bureau of Labor Statistics, Occupational Requirements Survey

**Chart 2. Percentage of bus drivers, school with outdoor exposure and duration, 2024**



Note: Striped bars represent range estimates where precise value is unpublished.  
Source: U.S. Bureau of Labor Statistics, Occupational Requirements Survey

## Environmental conditions

The various tangible or concrete hazards or difficulties that are in the vicinity of where jobs' critical tasks are performed.

In 2024, greater than 99.5 percent of bus drivers, school were not exposed to extreme cold, and greater than 99.5 percent were not exposed to extreme heat. Heavy vibrations were not present for greater than 99.5 percent, and 2.6 percent were not exposed to the outdoors.

## Physical demands

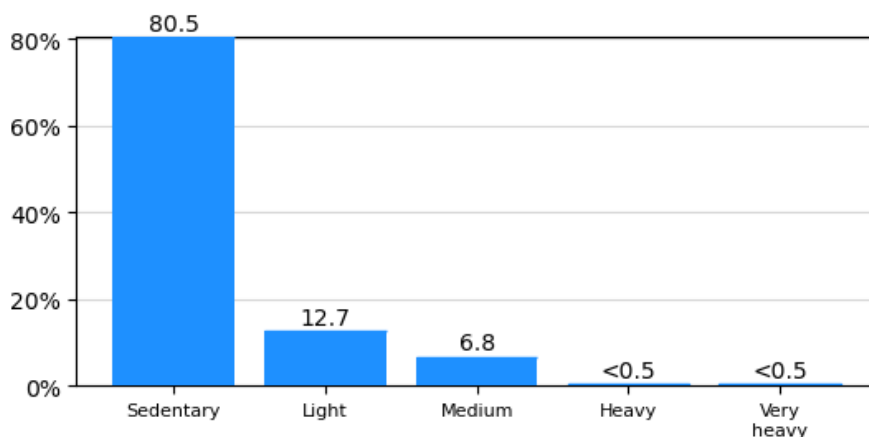
Refer to the physical activities required to perform tasks in jobs. The presence and, in some cases, duration of these activities are published.

In 2024, reaching at or below the shoulder was required for 88.5 percent of bus drivers, school and was not required for 11.5 percent. For 17.0 percent of workers, reaching at or below the shoulder was seldom performed, for 70.8 percent reaching at or below the shoulder occurred occasionally, less than 5 percent frequently, and for less than 0.5 percent reaching at or below the shoulder occurred constantly.

Performing work in low postures was required for 90.0 percent of bus drivers, school and was not required for 10.0 percent.

On average, bus drivers, school spent 85.5 percent of the workday sitting and 14.5 percent of the workday standing.

**Chart 3. Percentage of bus drivers, school by strength level requirements, 2024**



Note: Striped bars represent range estimates where precise value is unpublished.  
Source: U.S. Bureau of Labor Statistics, Occupational Requirements Survey

**Table 2. Percentage of bus drivers, school with physical demands, 2024**

Requirement	Yes	No
Choice of sitting or standing	<0.5	>99.5
Climbing structure-related ramps or stairs	<5	>95
Driving	>99.5	<0.5

Source: U.S. Bureau of Labor Statistics, Occupational Requirements Survey