



Library technicians

Assist librarians by helping readers in the use of library catalogs, databases, and indexes to locate books and other materials; and by answering questions that require only brief consultation of standard reference. Compile records; sort and shelf books or other media; remove or repair damaged books or other media; register patrons; and check materials in and out of the circulation process. Replace materials in shelving area (stacks) or files. Includes bookmobile drivers who assist with providing services in mobile libraries.

Cognitive and mental requirements

The qualifications that workers need to use judgment, make decisions, interact with others, and adapt to changes in jobs.

In 2022, more than basic people skills were required for 85.7 percent of library technicians, and basic people skills were required for 14.3 percent.

Table 1. Percentage of library technicians with cognitive and mental requirements, 2022

Requirement	Yes	No
Pace: Pause control	77.1	22.9
Telework	-	100.0
Work review: Supervising others	11.2	88.8
Work review: Presence of supervisor	75.0	25.0

Source: U.S. Bureau of Labor Statistics, Occupational Requirements Survey

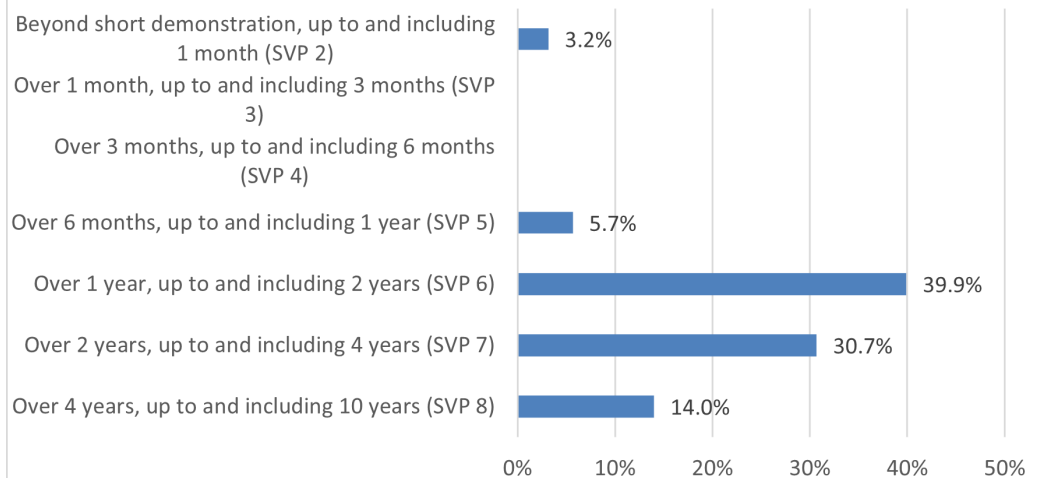
Education, training, and experience requirements

The minimum level of formal education required, credentials necessary, on-the-job training, and prior work experience necessary for average performance in jobs.

In 2022, credentials were required for 11.5 percent of library technicians. Prior work experience was required for 77.1 percent and on-the-job training was required for 80.9 percent.

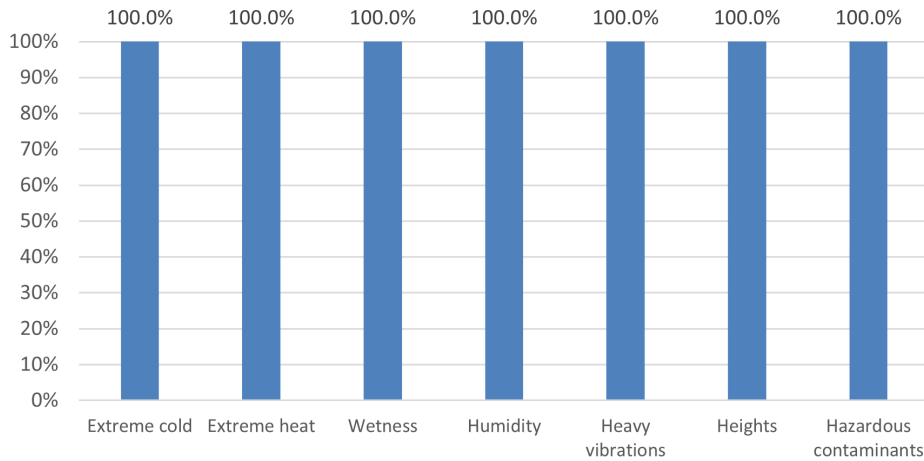
A high school diploma was required for 64.9 percent of library technicians.

Chart 1. Percentage of library technicians by specific preparation time (SVP) level, 2022



Source: U.S. Bureau of Labor Statistics, Occupational Requirements Survey

Chart 2. Percentage of library technicians without exposure to environmental conditions, 2022



Environmental conditions

The various tangible or concrete hazards or difficulties that are in the vicinity of where jobs' critical tasks are performed.

In 2022, a quiet noise exposure was present for 48.8 percent of library technicians, and 51.2 percent were exposed to moderate noise. Personal protective equipment (PPE) was not used by 100.0 percent of workers to mitigate noise exposure.

Source: U.S. Bureau of Labor Statistics, Occupational Requirements Survey

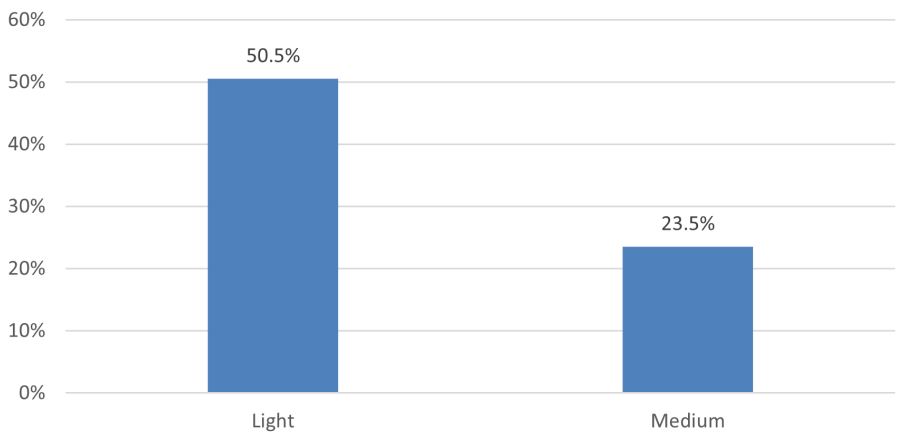
Physical demands

Refer to the physical activities required to perform tasks in jobs. The presence and, in some cases, duration of these activities are published.

In 2022, reaching at or below the shoulder was required for 93.2 percent of library technicians and was not required for 6.8 percent. For 9.8 percent of workers, reaching at or below the shoulder was seldom performed, for 75.2 percent reaching at or below the shoulder occurred occasionally, and 8.2 percent frequently.

Performing work in low postures was required for 63.2 percent of library technicians.

Chart 3. Percentage of library technicians by strength level requirements, 2022



Source: U.S. Bureau of Labor Statistics, Occupational Requirements Survey

The choice to sit or stand when performing critical tasks was available to 64.3 percent of library technicians. On average, workers spent 58.7 percent of the workday sitting and 41.3 percent of the workday standing.

Table 2. Percentage of library technicians with physical demands, 2022

Requirement	Yes	No
Choice of sitting or standing	64.3	35.7
Driving	5.1	94.9
Climbing structure-related ramps or stairs	10.2	89.8

Source: U.S. Bureau of Labor Statistics, Occupational Requirements Survey