

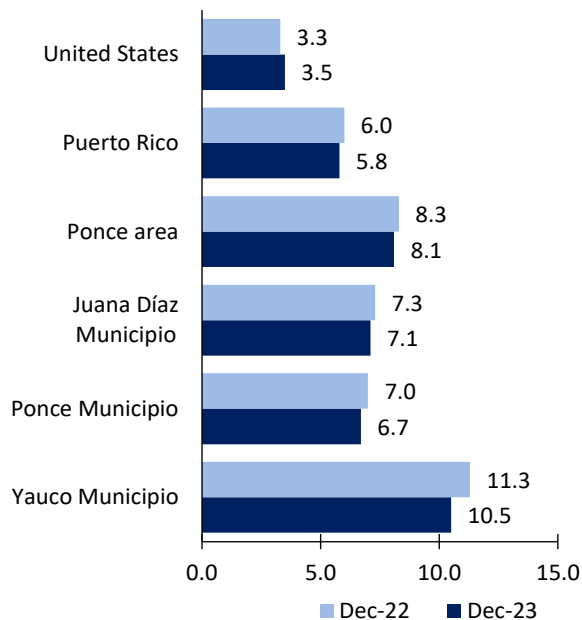
Ponce Area Economic Summary

Updated February 07, 2024

This summary presents a sampling of economic information for the area; supplemental data are provided for regions and the nation. Subjects include **unemployment, employment, wages, prices, spending, and benefits**. All data are not seasonally adjusted and some may be subject to revision. Area definitions may differ by subject. For more area summaries and geographic definitions, see www.bls.gov/regions/economic-summaries.htm.

Unemployment rates for the nation and selected areas

Unemployment rates

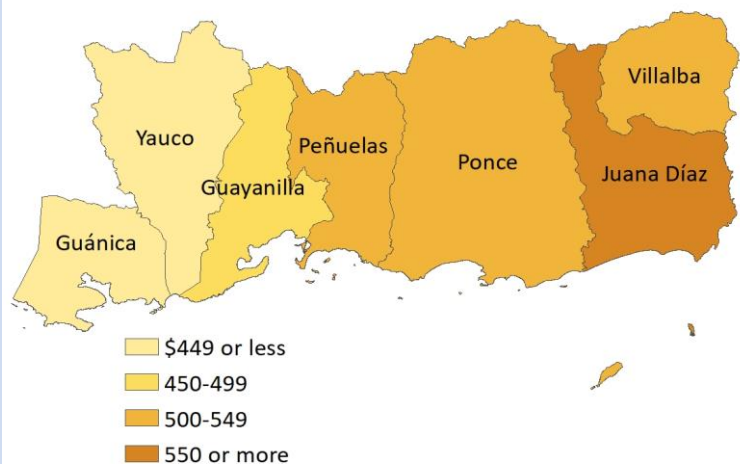


Source: U.S. BLS, Local Area Unemployment Statistics.

Average weekly wages for all industries by county

Ponce area, second quarter 2023

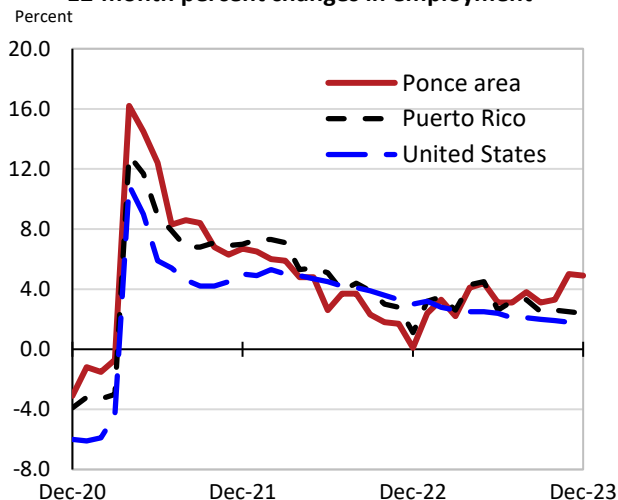
(U.S. = \$1,332; Area = \$518)



Source: U.S. BLS, Quarterly Census of Employment and Wages.

Over-the-year changes in employment on nonfarm payrolls and employment by major industry sector

12-month percent changes in employment



Source: U.S. BLS, Current Employment Statistics.

Ponce area employment (number in thousands)	Dec. 2023	Change from Dec. 2022 to Dec. 2023	
		Number	Percent
Total nonfarm	77.1	3.6	4.9
Mining, logging, and construction	3.0	0.4	15.4
Manufacturing	10.4	0.5	5.1
Trade, transportation, and utilities	15.2	0.7	4.8
Information	0.5	0.0	0.0
Financial activities	2.5	-0.1	-3.8
Professional and business services	-	-	-
Education and health services	12.3	0.6	5.1
Leisure and hospitality	8.2	0.6	7.9
Other services	-	-	-
Government	17.3	0.5	3.0

Source: U.S. BLS, Current Employment Statistics.