



For Release: Thursday, June 18, 2015

15-1231-ATL

SOUTHEAST INFORMATION OFFICE: Atlanta, Ga.

Technical information: (404) 893-4222 BLSInfoAtlanta@bls.gov www.bls.gov/regions/southeast

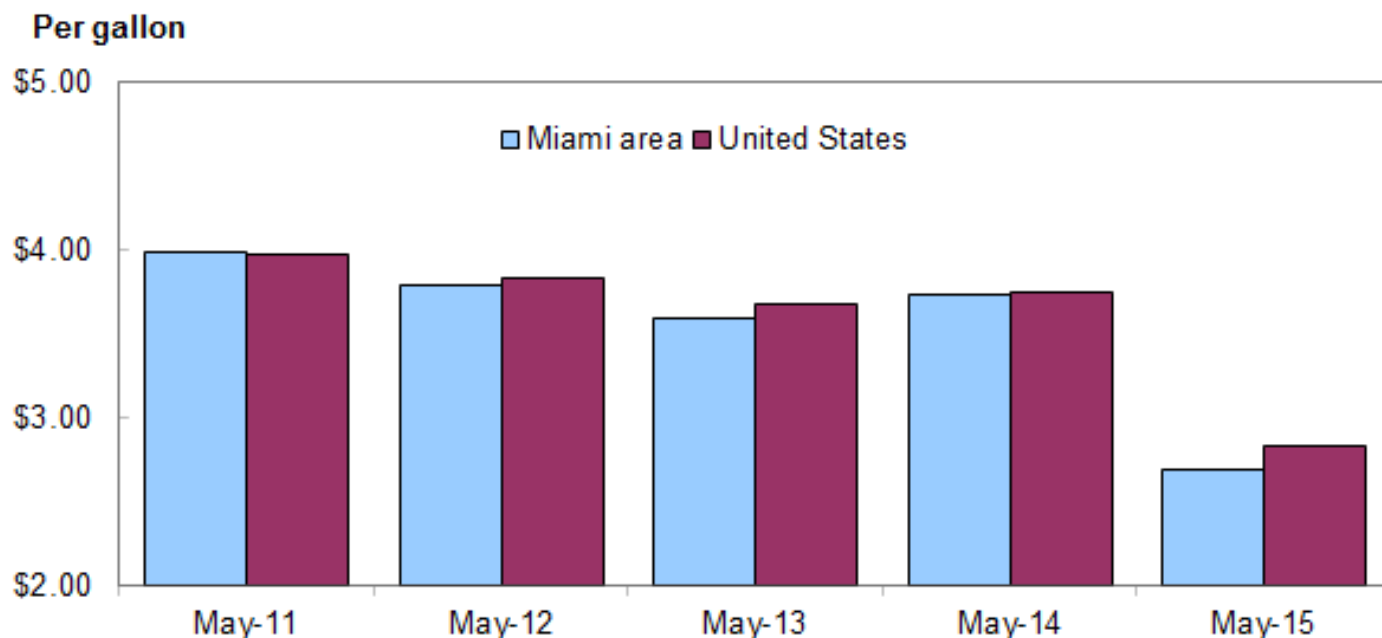
Media contact: (404) 893-4220

Average Energy Prices, Miami-Fort Lauderdale – May 2015

Gasoline prices averaged \$2.687 a gallon in the Miami-Fort Lauderdale area in May 2015, the U.S. Bureau of Labor Statistics reported today. Regional Commissioner Janet S. Rankin noted that area gasoline prices were down \$1.045 compared to last May when they averaged \$3.732 per gallon. Miami area households paid an average of 11.6 cents per kilowatt hour (kWh) of electricity in May 2015, less than the 12.2 cents per kWh in May 2014. The average price of utility (piped) gas, at \$1.529 per therm in May, was less than the \$1.618 per therm spent last year. (Data in this report are not seasonally adjusted. Accordingly, month-to-month changes may reflect the impact of seasonal influences.)

Miami area consumers paid \$2.687 a gallon for gasoline in May 2015, less than the \$2.832 paid nationally. A year earlier, consumers in the Miami area paid \$3.732 for a gallon of gas which compared to the national average. The prices paid for a gallon of gasoline in Miami in the month of May has been similar to the nation for four of the last five years. (See [chart 1.](#))

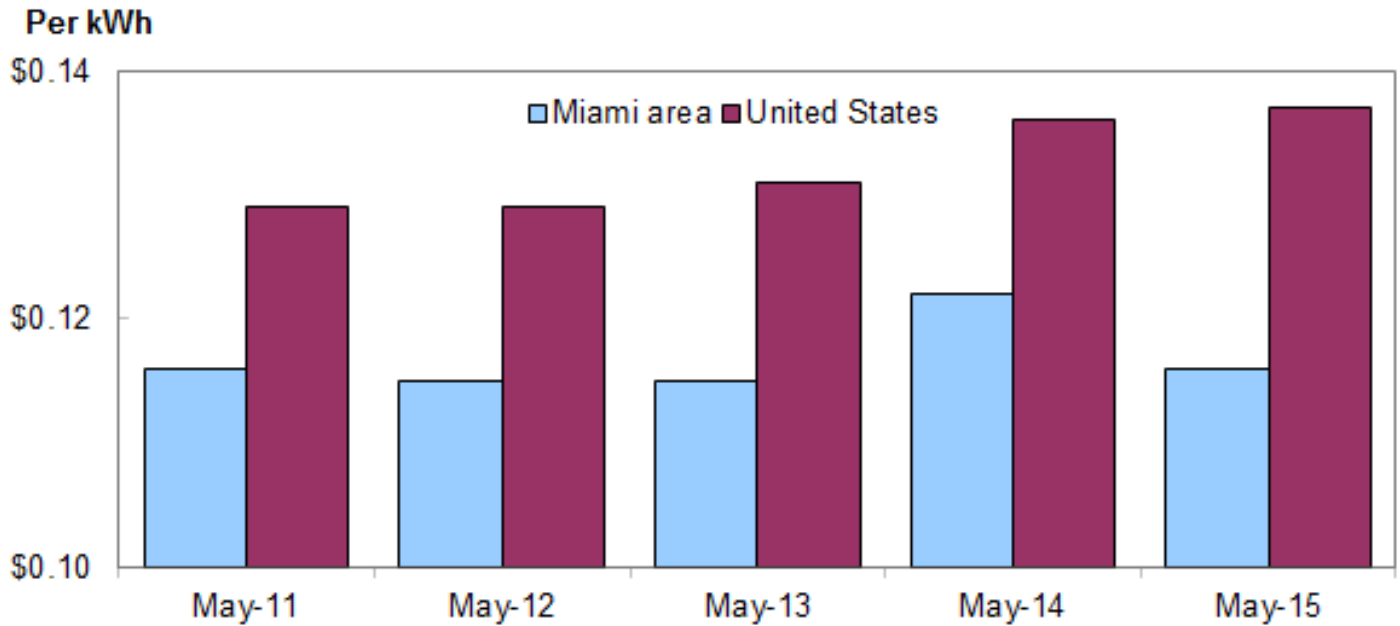
Chart 1. Average prices for gasoline, Miami-Fort Lauderdale and the United States, 2011-2015 (as of May)



Source: U.S. Bureau of Labor Statistics.

The 11.6 cents per kWh Miami households paid for electricity in May 2015 was 15.3 percent less than the nationwide average of 13.7 cents per kWh. Last May, electricity costs were 10.3 percent lower in Miami compared to the nation. The local price of electricity in the Miami area in May was at least 10 percent less than the U.S. in each of the last five years. (See [chart 2.](#))

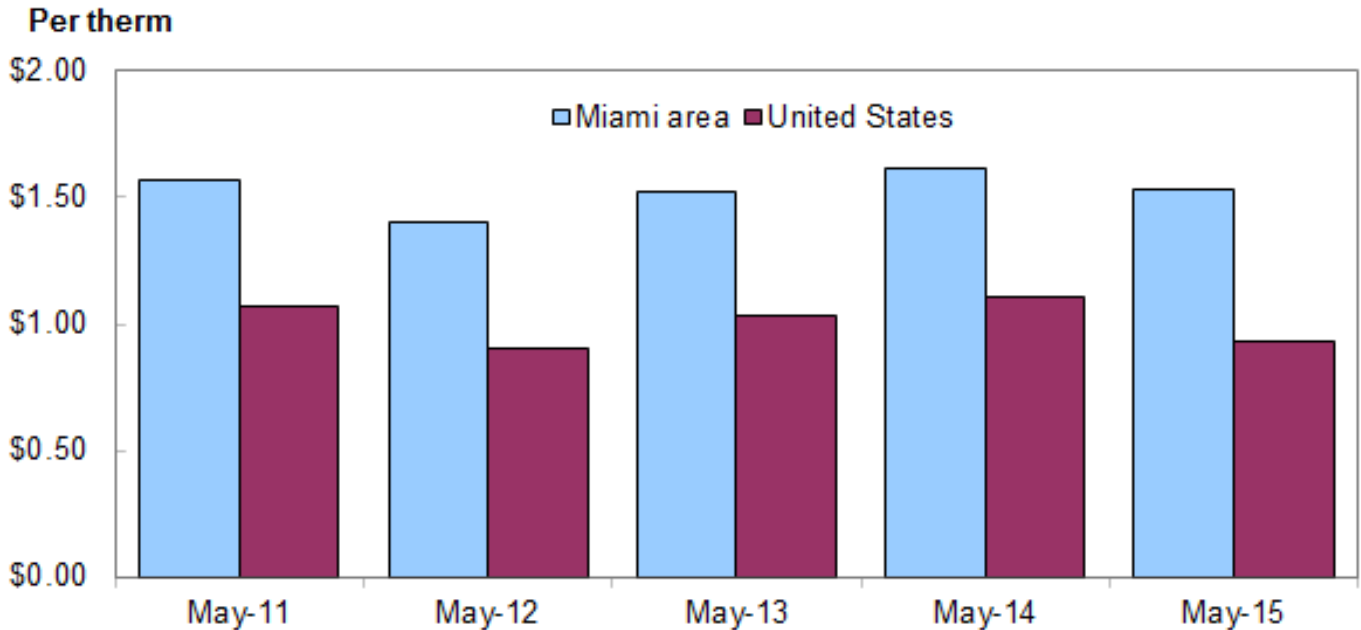
Chart 2. Average prices for electricity, Miami-Fort Lauderdale and the United States, 2011-2015 (as of May)



Source: U.S. Bureau of Labor Statistics.

Prices paid by Miami area consumers for utility (piped) gas, commonly referred to as natural gas, were \$1.529 per therm, or 64.4 percent higher than the national average in May 2015 (\$0.930 per therm). A year earlier, area consumers paid 45.6 percent more per therm for natural gas than the nation. In each of the past five years, the per therm cost for natural gas in May was at least 46 percent more in the Miami area versus the U.S. average. (See [chart 3.](#))

Chart 3. Average prices for utility (piped) gas, Miami-Fort Lauderdale and the United States, 2011-2015 (as of May)



Source: U.S. Bureau of Labor Statistics.

The **Miami-Fort Lauderdale, Fla., Metropolitan Statistical Area** consists of Broward and Miami-Dade Counties in Florida.

The June 2015 Consumer Price Index for the Miami-Fort Lauderdale area is scheduled to be released on Friday, July 17, 2015.

Technical Note

Average prices are estimated from Consumer Price Index (CPI) data for selected commodity series to support the research and analytic needs of CPI data users. Average prices for electricity, utility (piped) gas, and gasoline are published monthly for the U.S. city average, the 4 regions, the 3 population size classes, 10 region/size-class cross-classifications, and the 14 largest local index areas. For electricity, average prices per kilowatt-hour (kWh) are published. For utility (piped) gas, average prices per therm are published. For gasoline, the average price per gallon is published. Average prices for commonly available grades of gasoline are published as well as the average price across all grades.

All eligible prices are converted to a price per normalized quantity. These prices are then used to estimate a price for a defined fixed quantity. The average price per kilowatt-hour represents the total bill divided by the kilowatt-hour usage. The total bill is the sum of all items applicable to all consumers appearing on an electricity bill including, but not limited to, variable rates per kWh, fixed costs, taxes, surcharges, and credits. This calculation also applies to the average price per therm for utility (piped) gas.

Information from this release will be made available to sensory impaired individuals upon request. Voice phone: 202-691-5200; Federal Relay Service: 800-877-8339.

Table 1. Average prices for gasoline, electricity, and utility (piped) gas, Miami-Fort Lauderdale and the United States, May 2014-2015, not seasonally adjusted

Year and month	Gasoline per gallon		Electricity per kWh		Utility (piped) gas per therm	
	Miami area	United States	Miami area	United States	Miami area	United States
2014						
May.....	3.732	3.745	0.122	0.136	1.618	1.111
June.....	3.662	3.750	0.122	0.143	1.634	1.088
July.....	3.624	3.690	0.121	0.143	1.634	1.093
August.....	3.451	3.540	0.121	0.143	1.598	1.060
September.....	3.388	3.463	0.121	0.141	1.589	1.058
October.....	3.248	3.241	0.121	0.136	1.585	1.033
November.....	2.969	2.945	0.110	0.134	1.552	1.035
December.....	2.696	2.618	0.121	0.135	1.590	1.060
2015						
January.....	2.274	2.170	0.118	0.138	1.590	1.036
February.....	2.329	2.308	0.118	0.138	1.530	1.007
March.....	2.521	2.544	0.119	0.136	1.531	0.985
April.....	2.570	2.545	0.119	0.137	1.507	0.947
May.....	2.687	2.832	0.116	0.137	1.529	0.930