

American Time Use Survey (ATUS) Data Dictionary:

2003-25 Interview Data

Variables collected in ATUS

June 2026

Important Notice about 2020 ATUS data collection

Data represent only 10 months of 2020

ATUS data collected in 2020 are not representative of the full year because they were collected for only 10 months. ATUS data were not collected about the days March 18, 2020 to May 9, 2020, which coincided with a time when most residents of the United States were encouraged to stay home to prevent the spread of COVID-19. The ATUS does not have information on how people spent their time during this period when data were not collected.

Researchers can use the variable TUDIARYDATE to identify the date about which respondents reported their use of time. The data files contain time diary data collected before and after the temporary shutdown in ATUS operations, but there are no values of TUDIARYDATE for March 18, 2020 to May 9, 2020.

The method used to develop statistical weights for the ATUS data was modified. Time-use estimates produced with the 2020 statistical weights represent only the days before and after the pandemic-related shutdown in data collection. That is, they will represent the periods January 1st to March 17th and May 10th to December 31st.

For more information about the effects of the pandemic on the collection and processing of ATUS data, see <https://www.bls.gov/tus/notices/2021/covid19.htm>

Important Information about the ATUS Data Dictionary

Introduction

The American Time Use Survey (ATUS) is sponsored by the Bureau of Labor Statistics and conducted by the U.S. Census Bureau. The purpose of this document is to provide information about the variables available on six multi-year ATUS data files: the Respondent file, the Roster file, the Activity file, the Who file, the Eldercare Respondent file, and the Activity Summary file. These files contain information collected and assigned in the 2003 to 2025 ATUS interviews. This data dictionary differs from individual year data dictionaries because it describes files that have data from multiple years.

This data dictionary lists all the variables available on these multi-year files and their valid values. It also provides directions on how to read the data dictionary.

Three additional data dictionaries describe other ATUS data files:

- **ATUS-CPS Data Dictionary:** Describes the variables available on the ATUS-CPS file as well as some variables on the Activity Summary file. The ATUS-CPS file contains data from the Current Population Survey (CPS) for people selected to be surveyed for the ATUS and for members of their households. (The information on the ATUS-CPS file was collected two to five months before the ATUS interview and in some cases was out of date at the time the ATUS was conducted.) This dictionary is available for both multi-year and single-year ATUS-CPS data files.
- **Survey Methodology Data Dictionary:** Describes the variables available on the Case History file and the Call History file. This data dictionary is available for single-year Case History and Call History files and there is a multi-year Survey Methods Data Dictionary describing the variables available on the 2005-25 Case History file. There is no multi-year file for the Call History files.
- **Trips Data Dictionary:** Starting in 2011, the trips questions were replaced by the eldercare questions. The data dictionary describes the variables on the Trips files, which are available for the years, 2005-10. This data dictionary is only available for single-year Trips files because there are no multi-year Trips files.

These additional single- and multi-year data dictionaries are available on the ATUS Web site at www.bls.gov/tus/dictionaries.htm.

ATUS Interview Data Files

The following six multi-year data files include data available from the ATUS interviews.

1. 2003-25 ATUS Respondent File

This file contains case-specific variables collected in all currently available years of the ATUS (that is, variables for which there is one value for each respondent). These include, for example, labor force and earnings information, total time providing secondary childcare, and ATUS statistical weights. The ATUS statistical weights variable (TUFNWGTP) was developed using the 2006 weighting method. For more information about ATUS statistical weights, why researchers should use them, and details about the ATUS weighting methods, see the ATUS User’s Guide (www.bls.gov/tus/atususersguide.pdf).

There is one record for each ATUS respondent.

Below is a simplified example. The TUCASEID identifies each household, and TULINENO identifies each individual within the household. The example contains responses from five individuals; note that the respondent always has TULINENO=1. In the example, each respondent has corresponding values denoting school enrollment (TESCHENR), labor force status (TELS), and total nonwork-related time spent alone (TRTALONE). The actual ATUS Respondent file contains many more variables as well as many more lines.

TUCASEID	TULINENO	TESCHENR	TELS	TRTALONE
20250101020250	1	1	1	40
20250101020251	1	1	1	350
20250101020252	1	1	5	0
20250101020253	1	2	5	556
20250101020254	1	1	4	100

2. 2003-25 ATUS Roster File

This file contains information on the age, sex, and each household member’s relationship to the ATUS respondent. The same information is also included for the respondent’s own nonhousehold children under 18.

There is one record for each individual in the respondent’s household (including the respondent’s own nonhousehold children under 18).

A simplified example appears below. The TUCASEID identifies each household, and the TULINENO identifies each individual in the household. In the example below, TUCASEID 20250101020250 has three people residing in the household, and TUCASEID 20250101020251 and TUCASEID 20250101020252 each have one person. The actual ATUS Roster file contains more variables and many additional lines.

TUCASEID	TULINENO	TERRP	TESEX	TEAGE
20250101020250	1	18	2	42
20250101020250	2	20	1	45
20250101020250	3	22	1	11
20250101020251	1	18	1	65
20250101020252	1	18	2	21

3. 2003-25 ATUS Activity File

This file includes activity-level information collected in ATUS, including activity code, location, duration, activity start and stop times, and whether respondents had a child under 13 in their care during the activity. Location (or “where”) information is not collected for some selected activities (such as sleeping and grooming); a value that indicates the activity was “out of universe” for the “where” question (-1) is filled in these situations. There is one record for each activity.

A simplified example of the ATUS Activity file appears below. This is an illustration of part of one respondent’s day. Because only one person is interviewed per household, each TUCASEID on the Activity file identifies a respondent. Each activity is identified by an activity number (TUACTIVITY_N). The ATUS Activity file contains more variables describing each activity as well as many more lines than does the example below. Due to changes made to the activity lexicons in the early years of the ATUS, activity codes appear on the 2003-25 Activity file that do not appear on the single-year Activity files. A new 2003-25 Activity Coding lexicon is available at <https://www.bls.gov/tus/lexicons/lexiconnoex0325.pdf> with codes that appear on the 2003-25 Activity file.

TUCASEID	TUACTIVITY_N	TUSTARTTIM	TUSTOPTIME
20250101020250	1	04:00:00	07:00:00
20250101020250	2	07:00:00	07:30:00
20250101020250	3	07:30:00	08:00:00
20250101020250	4	08:00:00	12:00:00
20250101020250	5	12:00:00	13:30:00
20250101020250	6	13:30:00	17:30:00
20250101020250	7	17:30:00	18:00:00
20250101020250	8	18:00:00	19:00:00
20250101020250	9	19:00:00	21:00:00
20250101020250	10	21:00:00	04:00:00

4. 2003-25 ATUS Who File

This file includes codes that indicate who was present during each activity.

There is one record for each “who” code reported. Therefore, there will be one record for activities done alone and multiple records for activities with multiple people present. For some activities, no “who” codes are collected (such as sleeping and grooming in all years, and working in 2003-09); a value that indicates the activity was “out of universe” for the “who” question (-1) is filled in these situations.

A simplified example appears below. In the first activity (TUACTIVITY_N = 1), no “who” code information was collected because of the associated activity code. Only one person was with the respondent during the second activity, so there is one line for TUACTIVITY_N = 2. Three people were with the respondent during the third activity, so there are three lines for TUACTIVITY_N = 3. Two of those (TUWHO_CODE = 20 and 22) are members of the respondent’s household and can be linked to the Roster file using TUCASEID and TULINENO. The third (TUWHO_CODE = 51) is not a member of the respondent’s household and thus does not have a positive value for TULINENO. The actual ATUS Who file contains more variables for each line as well as many additional lines than the example below.

TUCASEID	TUACTIVITY_N	TUWHO_CODE	TULINENO
20250101020250	1	-1	-1
20250101020250	2	22	3
20250101020250	3	20	2
20250101020250	3	22	3
20250101020250	3	51	-1

5. 2011-25 ATUS Eldercare Roster File (introduced in 2011)

The ATUS Eldercare Roster file contains information about people for whom the respondent provided care. If the respondent indicated that she had provided eldercare more than once during the past 3 to 4 months, additional information about each eldercare recipient is collected. (The time frame varied slightly by respondent because the question asked about care provided between the 1st of a reference month and the interview day.) There is one record for each recipient, up to a maximum of 5 records for each respondent. Information about the relationship of the recipient to the respondent, the age of the recipient, and the duration that care had been provided appear on the file.

A simplified example of the ATUS Eldercare Roster file appears below. The TUCASEID identifies each respondent providing eldercare, and the TULINENO identifies recipients in the household. A value of -1 for TULINENO indicates that the eldercare recipient does not live in the household. In the example below, TUCASEID 20250101020250 provided care to two people not living in the household, TUCASEID 20250101020251 provided care to one person, who does live in the household, and TUCASEID 20250101020255 and TUCASEID 20250101020258 each provided care to one person. The actual ATUS Eldercare Roster file contains more variables and many additional lines.

TUCASEID	TULINENO	TEELWHO	TEAGE_EC	TEELDUR
20250101020250	-1	33	76	4
20250101020250	-1	34	80	4
20250101020251	2	20	72	4
20250101020255	-1	46	88	3
20250101020258	-1	55	65	2

6. 2003-25 ATUS Activity Summary File

The ATUS Activity Summary file contains information about the total number of minutes each respondent spent doing each activity. The file also includes selected variables from the ATUS Respondent, ATUS Roster, and ATUS-CPS files. **The Activity Summary file contains variables not described in this data dictionary. Variables beginning with a lower-case “t” correspond to specific activity codes; definitions for each activity code can be found in the 2003-25 Activity Lexicon (<https://www.bls.gov/tus/lexicons/lexiconnoex0325.pdf>)**

There is one record for each ATUS respondent.

A simplified example of the ATUS Activity Summary file appears below. The variable TUCASEID is the unique identifier for each respondent and the variable TEAGE, which also appears on the ATUS Roster file, shows each respondent’s age. The variable t010101 contains the total number of minutes each respondent spent doing activity 010101, "sleeping"; the variable t010102 contains the total number of minutes each respondent spent doing activity 010102, "sleeplessness."

The ATUS Activity Summary file contains more variables describing each activity as well as many more lines than the example below.

TUCASEID	TEAGE	t010101	t010102
20250101020250	26	480	0
20250101020251	53	430	30
20250101020252	76	457	0
20250101020253	16	600	0

Valid Values

Each variable has a number of valid values or a range of valid values. For example, the variable TESEX has two valid values: 1 for male and 2 for female. The variable TEAGE, on the other hand, has a range of valid values – any entry between 0 and 85 (except 81 through 84) is considered valid. Individual valid values or a range of valid values are listed under each variable in the data dictionary. A few variables have so many valid values that they are not included in the data dictionary; instead, they are provided in an appendix or a separate document. (References to these are included as a “Note” under the relevant variables in the data dictionary.) One example of such a variable is TEIO1ICD, which identifies the industry code of the respondent’s main job.

Many ATUS variables have the following possible valid values:

Value	Description
-1	Blank
-2	Don’t know
-3	Refused

Because so many variables have these possible values, they are not shown as valid entries for each variable.

TUCASEID, the primary identification number for ATUS, does not have either a list of valid values or a range of valid values.

ATUS Naming Conventions and Definitions

ATUS variables are named according to specified rules. Variables with a first character of “T” (for time use) were collected or created through the ATUS interview. Variables with any other first character (most often “P”, “G”, or “H”) were collected or created through the final CPS interview (conducted two to five months prior to the ATUS interview). All of the variables on the ATUS interview data files described in this dictionary begin with “T.”

The second and third characters of the name identify the type of variable, and the remaining characters consist of a descriptive name. The rules regarding the first two or three characters are described in the table below (note that the variables on the Activity Summary file that start with a lowercase “t” do not follow these rules):

Abbreviation	Variable Type	Definition
U	Unedited Variable	An unedited variable generally is produced by the Computer Assisted Telephone Interview (CATI) instrument, either collected or assigned during the interview. There are a few unedited variables that are computed by the processing system, such as the ATUS final weight (TUFNWGTP).
E	Edited Variable	An edited variable is one that has gone through an editing process (a process checking for consistency). Values of edited variables are almost always equal to values of the corresponding unedited variables. Data differ when a value is allocated or imputed by the processing system based on allocation rules specified in CPS or ATUS processing. Allocations are typically performed when the unedited variable contains a value of blank, "don't know," or "refused." An edited version of a variable exists only if that variable goes through an editing process. If there are no edits for a variable, then only an unedited version of that variable exists.
R	Recode	A recode is a variable calculated by the processing system from a combination of other variables on the file. For example, TRMJOC1 is the major occupation code for the respondent's main job; this is not a response to a question but rather a variable that summarizes (or “groups”) the more finely detailed occupation variable TEIO1OCD. (Note that variables with second and third characters of “RT” are summary variables.)
RT	Summary Variable	These variables summarize the amount of time respondents spent with other people or did selected activities. For example, TRTALONE gives the total amount of nonwork-related time the respondent spent alone on the diary day. Variables that summarize the amount of time respondents spent with other people rely on “who” code information and therefore do not include activities for which no “who” code information was collected, such as sleeping.
T	Topcode Flag	These variables indicate whether another variable has been topcoded, or given a maximum value. The three topcode variables on the ATUS interview data files all relate to earnings.

Using these rules, variables can be more readily understood based on their names. For example, the variable TEAGE can be broken down as follows:

- The first character “T” indicates that this variable was collected or created through the ATUS interviews
- The second character “E” indicates that this variable went through an editing process
- The final part of the variable name, “AGE,” is descriptive

Some questions asked in the ATUS interview allow for more than one response. For such multiple entry questions, there is a separate variable for each possible response. Each variable has the same descriptive name but a different (sequential) number. For example, respondents can provide up to six answers to the question “You said you have been trying to find work – how did you go about looking?” The variable names are TULKDK1, TULKDK2, TULKDK3, etc.

Not all ATUS variables are on the files. When there is an edited variable, the corresponding unedited variable is usually omitted from the files. This is typically done to protect the confidentiality of ATUS respondents as required by law. If an unedited variable is included on the files, then an edited version does not exist and the unedited version cannot be used

to identify individual respondents. In addition, some variables available on the single-year data files are not available on the 2003-25 files as a way to keep file sizes manageable. These variables are listed in Appendices B, C, D, E and F.

Allocation Flags

The 2003-25 ATUS Interview files contain two allocation flags: TRHERNAL and TRWERNAL. These allocation flags were included because of the frequency with which earnings variables are allocated in the ATUS. All other allocation flags appear only on the single-year ATUS Interview files and *not* on the multi-year files. For more information on these allocation flags, please see the single-year Interview data dictionaries, available online at www.bls.gov/tus/dictionaries.htm.

Edited Universe

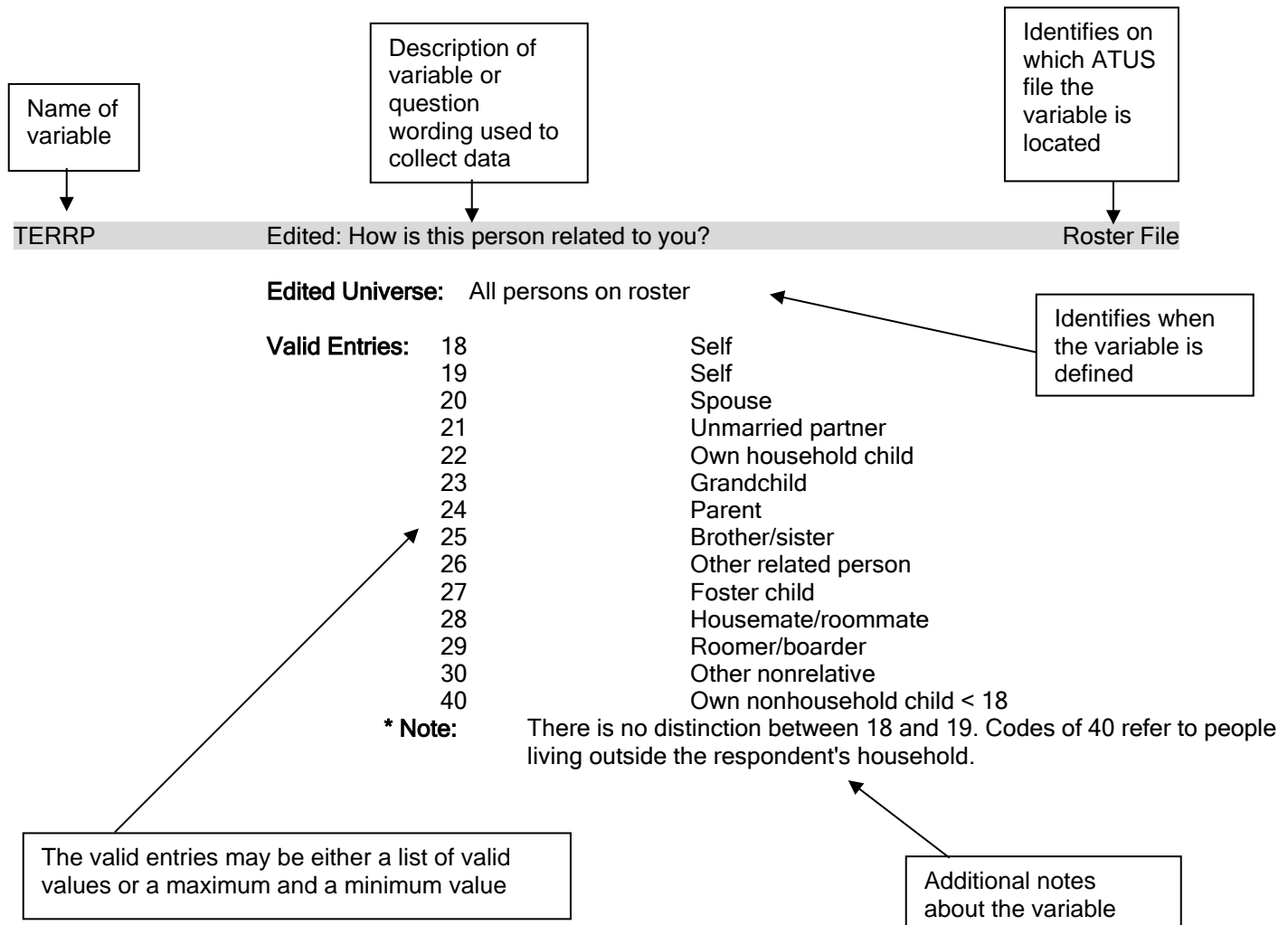
Edited variables and recodes are defined for certain universes, and these are listed in the data dictionary. For example, TEIO1OCD (occupation code) is only defined when the respondent is employed. Therefore, the universe for TEIO1OCD is TELFS = 1 or 2 (TELF is the labor force status of the respondent, and values of 1 or 2 indicate that the respondent is employed).

Certain variables might initially appear to be the same because their descriptions are very similar. These variables are different in that they were asked of different groups of survey respondents. For example, the variables TEERNH1O and TEERNH2 both have the same question text of "Excluding overtime pay, tips, and commissions, what is your hourly rate of pay on your main job?" The difference in these two variables has to do with which respondents were asked each question. This can be determined by looking at the edited universes. TEERNH1O was asked of respondents with TEERNPER = 1, or those who said it was easiest to report their earnings hourly. TEERNH2, on the other hand, was asked of respondents with TEERNRT = 1, or those who said they were paid hourly but reported their earnings another way

Organization of the Data Dictionary

Variables are listed in the data dictionary in alphabetical order.

Below is a sample entry from the ATUS interview data dictionary:



Frequently Used Variables

The ATUS files have many variables and users may sometimes have difficulty determining which variables to use. A list of the most commonly used ATUS variables is available at <https://www.bls.gov/tus/other-documentation/freqvariables.pdf>.

Changes between years of ATUS data

Those using the multi-year files should be aware of changes to ATUS survey methods between years—such as new, discontinued, and changed variables—as well as differences in activity codes between years. For a list of these changes, see the document describing ATUS changes (<https://www.bls.gov/tus/other-documentation/changes.pdf>). Note that the multi-year files have their own Activity Coding Lexicon (<https://www.bls.gov/tus/lexicons/lexiconnoex0325.pdf>) that differs somewhat from the single-year lexicons. The multi-year coding lexicon accounts for the differences in activity codes between years.

Combining multiple years of ATUS Data

The method used to generate statistical weights (the variable TUFINLWGT) on the ATUS files changed each year from 2003 to 2006. There were no changes to the method used to generate TUFINLWGT in 2007-2019 and 2021 and later years. For ease of use, this multi-year data set provides statistical weights developed using the 2006 weighting method. The weighting variable has been named TUFNWGTP and it is available for the years 2003-2019 and 2021 and beyond. All other weighting variables (e.g. TU04FWGT and TU06FWGT) were removed from the multi-year files.

The method used to develop statistical weights for the 2020 ATUS data was modified. Time-use estimates produced with the 2020 statistical weights represent only the days before and after the pandemic-related shutdown in data collection. That is, they will represent the periods January 1st to March 17th and May 10th to December 31st. Because data were not collected about March 18th to May 9th -- a period during which people were encouraged to stay home and physically distance themselves from those with whom they did not live, and a period in which one would expect people's use of time to be greatly impacted -- the data that were collected in 2020 are not representative of the full year. While it's possible to combine the 2020 data with other years, researchers should be careful using multiple years of ATUS data to produce estimates. Annual estimates with the 2020 data are not possible, but researchers can produce partial-year estimates using data collected before or after the pandemic-related shutdown. When using the 2020 ATUS data, researchers need to use the weighting variable TU20FWGT instead of TUFNWGTP.

For more information about ATUS statistical weights, why researchers should use them, and details about how the ATUS weighting method changed, see the ATUS User's Guide (www.bls.gov/tus/atususersguide.pdf).

2003-2025 ATUS Data Dictionary: Public ATUS Interview Data

Name	Description	File
TEABSRSN	Edited: what was the main reason you were absent from your job last week?	Respondent File
	Edited Universe: TELFS = 2	
	Valid Entries: 1 On layoff (temporary or indefinite)	
	2 Slack work/business conditions	
	3 Waiting for a new job to begin	
	4 Vacation/personal days	
	5 Own illness/injury/medical problems	
	6 Childcare problems	
	7 Other family/personal obligation	
	8 Maternity/paternity leave	
	9 Labor dispute	
	10 Weather affected job	
	11 School/training	
	12 Civic/military duty	
	13 Does not work in the business	
	14 Other	
Name	Description	File
TEAGE	Edited: age	Roster File, Activity Summary File
	Edited Universe: All persons on roster	
	Valid Entries: 0 Min Value 85 Max Value	
	*Note For TUYEAR < = 2004, TEAGE is topcoded to 80. All those age 80 and above have TEAGE=80. For TUYEAR > = 2005, TEAGE is topcoded to 85. All those age 80 through 84 have TEAGE = 80. Those age 85 or above have TEAGE = 85.	
Name	Description	File
TEAGE_EC	Edited: age of eldercare recipient	EC Roster File
	Edited Universe: All eldercare recipients	
	Valid Entries: 0 Min Value 85 Max Value	
	*Note Questions about eldercare were introduced in January 2011. For household members, this is the age on the diary day; for nonhousehold members it's the person's age on the first of the month for the month corresponding to 3 months before the interview. TEAGE_EC is topcoded to 85. All those age 80 through 84 have TEAGE_EC = 80. Those age 85 or above have TEAGE_EC = 85. TXAGE_EC indicates topcoding.	

2003-2025 ATUS Data Dictionary: Public ATUS Interview Data

Name	Description		File
TEELDUR	Edited: how long have you provided care to [NAME]?		EC Roster File
	Edited Universe:	All eldercare recipients	
	Valid Entries:	1	0 to 5 months
		2	6 to 11 months
		3	1 year
		4	More than a year
	*Note	Questions about eldercare were introduced in January 2011. The name is filled with the information collected from the TUELWHO question.	

2003-2025 ATUS Data Dictionary: Public ATUS Interview Data

Name	Description		File
TEELWHO	Edited: who did you give this care to?		EC Roster File
	Edited Universe:	All eldercare recipients	
	Valid Entries:	20	Spouse
		21	Unmarried partner
		22	Own household child
		23	Grandchild
		24	Parent
		25	Brother/sister
		26	Other related person
		27	Foster child
		28	Housemate/roommate
		29	Roomer/boarder
		30	Other nonrelative
		33	Mother
		34	Father
		35	Spouse
		36	Partner
		37	Brother
		38	Sister
		39	Mother-in-law
		40	Father-in-law
		41	Aunt
		42	Uncle
		43	Friend
		44	Neighbor
		46	Grandparent (see note)
		47	Grandmother/Great-grandmother (see note)
		48	Grandfather/Great-grandfather (see note)
		49	Other related person (see note)
		55	Other (see note)
		56	Other non-relative (see note)
	*Note	<p>Questions about eldercare were introduced in 2011. All codes of 30 or less refer to people living inside of the respondent's household.</p> <p>Beginning in January 2013, values 47, 48, 49, and 56 were added; values 46 (grandparent/great-grandparent) and 55 (other) are no longer valid.</p>	

2003-2025 ATUS Data Dictionary: Public ATUS Interview Data

Name	Description	File
TEELYRS	Edited: how many years have you provided care (to this person)?	EC Roster File
	Edited Universe: TEELDUR=4	
	Valid Entries: 1 99	Min Value Max Value
	*Note Questions about eldercare were introduced in January 2011.	
Name	Description	File
TEERN	Edited: total weekly overtime earnings (2 implied decimals)	Respondent File
	Edited Universe: TEERNUOT = 1 and TEERNPER = 1	
	Valid Entries: 0 288461	Min Value Max Value
Name	Description	File
TEERNH10	Edited: excluding overtime pay, tips, and commissions, what is your hourly rate of pay on your main job? (2 implied decimals)	Respondent File
	Edited Universe: TEERNPER = 1	
	Valid Entries: 0 9999	Min Value Max Value
Name	Description	File
TEERNH2	Edited: excluding overtime pay, tips, and commissions, what is your hourly rate of pay on your main job? (2 implied decimals)	Respondent File
	Edited Universe: TEERNRT = 1	
	Valid Entries: 0 9999	Min Value Max Value
Name	Description	File
TEERNHRO	Edited: how many hours do you usually work per week at this rate?	Respondent File
	Edited Universe: TEERNH10 >= 0	
	Valid Entries: 1 99	Min Value Max Value
Name	Description	File
TEERNHRY	Edited: hourly/non-hourly status	Respondent File
	Edited Universe: TELFS = 1 or 2 and TEIO1COW = 1 - 5	
	Valid Entries: 1	Paid hourly
	2	Not paid hourly

2003-2025 ATUS Data Dictionary: Public ATUS Interview Data

Name	Description	File	
TEERNPER	Edited: for your main job, what is the easiest way for you to report your total earnings before taxes or other deductions: hourly, weekly, annually, or some other way?	Respondent File	
	Edited Universe:	TELF5 = 1 or 2 and TEIO1COW = 1 - 5	
	Valid Entries:	1	Hourly
		2	Weekly
		3	Bi-weekly
		4	Twice monthly
		5	Monthly
		6	Annually
		7	Other
Name	Description	File	
TEERNRT	Edited: even though you told me it is easier to report your earnings another way, are you paid at an hourly rate on this job?	Respondent File	
	Edited Universe:	TEERNPER = 2 - 7	
	Valid Entries:	1	Yes
		2	No
Name	Description	File	
TEERNUOT	Edited: do you usually receive overtime pay, tips, or commissions at your main job?	Respondent File	
	Edited Universe:	TELF5 = 1 or 2 and TEIO1COW = 1 - 5	
	Valid Entries:	1	Yes
		2	No
Name	Description	File	
TEERNWKP	Edited: how many weeks a year do you get paid?	Respondent File	
	Edited Universe:	TEERNPER = 6	
	Valid Entries:	1 52	Min Value Max Value
Name	Description	File	
TEHRFTPT	Edited: do you usually work more than 35 hours per week at your job(s)/family business?	Respondent File	
	Edited Universe:	TEHRUSL1 = -4 or TEHRUSL2 = -4	
	Valid Entries:	1	Yes
		2	No
		3	Hours vary

2003-2025 ATUS Data Dictionary: Public ATUS Interview Data

Name	Description	File
TEHRUSL1	Edited: how many hours per week do you usually work at your main job?	Respondent File
	Edited Universe: TELFS = 1 or 2	
	Valid Entries: 0 99	Min Value Max Value
	*Note -4 (Hours vary) is also valid for TEHRUSL1	
Name	Description	File
TEHRUSL2	Edited: how many hours per week do you usually work at your other job(s)?	Respondent File
	Edited Universe: TELFS = 1 or 2 and TEMJOT = 1	
	Valid Entries: 0 99	Min Value Max Value
	*Note -4 (Hours vary) is also valid for TEHRUSL2	
Name	Description	File
TEHRUSLT	Edited: total hours usually worked per week (sum of TEHRUSL1 and TEHRUSL2)	Respondent File, Activity Summary File
	Edited Universe: TELFS = 1 or 2	
	Valid Entries: 0 999	Min Value Max Value
	*Note -4 (Hours vary) is also valid for TEHRUSLT	
Name	Description	File
TEIO1COW	Edited: individual class of worker code (main job)	Respondent File
	Edited Universe: TELFS = 1 or 2	
	Valid Entries: 1	Government, federal
	2	Government, state
	3	Government, local
	4	Private, for profit
	5	Private, nonprofit
	6	Self-employed, incorporated
	7	Self-employed, unincorporated
	8	Without pay

2003-2025 ATUS Data Dictionary: Public ATUS Interview Data

Name	Description	File
TEIO1ICD	Edited: industry code (main job)	Respondent File
	Edited Universe: TELFS = 1 or 2	
	Valid Entries: 0 9999	Min Value Max Value
	<p>*Note Beginning with the 2025 ATUS, industry data were classified using the 2022 Census Industry Classification System. This system replaced the 2017 Census Industry Classification System.</p> <p>The 2017 Census Industry Classification System was used by ATUS from 2020 to 2024. The 2012 Census Industry Classification System was used by ATUS from 2014-2019. The 2007 Census Industry Classification System was used by ATUS from 2010 to 2013. The 2002 Census Industry Classification System was used by ATUS from 2003-2009.</p> <p>Refer to Appendix A for a list of industry codes using the 2002, 2007, 2012, 2017, and 2022 Census Industry Classification systems.</p>	

Name	Description	File
TEIO1OCD	Edited: occupation code (main job)	Respondent File
	Edited Universe: TELFS = 1 or 2	
	Valid Entries: 0 9999	Min Value Max Value
	<p>*Note Beginning with the 2020 ATUS, occupation data were classified using the 2018 Census Occupation Classification System. This system replaced the 2010 Census Occupation Classification System.</p> <p>The 2010 Census Occupation Classification System was incorporated beginning in the 2011 ATUS; it replaced the 2002 Census Occupation Classification System, which was used by ATUS from 2003 until the 2010 classification scheme was implemented. The ATUS occupation data are not strictly comparable across all the years.</p> <p>Refer to Appendix A for a list of occupation codes using the 2002, 2010, and 2018 Census Occupation Classification systems.</p>	

Name	Description	File
TELAYAVL	Edited: could you have returned to work in the last seven days if you had been recalled?	Respondent File
	Edited Universe: TELFS = 3	
	Valid Entries: 1	Yes
	2	No

Name	Description	File
TELAYLK	Edited: even though you expect to be called back to work, have you been looking for work during the last four weeks?	Respondent File
	Edited Universe: TELAYAVL = 1 or 2	
	Valid Entries: 1	Yes
	2	No

2003-2025 ATUS Data Dictionary: Public ATUS Interview Data

Name	Description		File
TELF5	Edited: labor force status		Respondent File, Activity Summary File
	Edited Universe:	All respondents	
	Valid Entries:	1	Employed - at work
		2	Employed - absent
		3	Unemployed - on layoff
		4	Unemployed - looking
		5	Not in labor force
Name	Description		File
TELKAVL	Edited: could you have started a job in the last seven days if one had been offered?		Respondent File
	Edited Universe:	TELKM1 = 1 - 13	
	Valid Entries:	1	Yes
		2	No
Name	Description		File
TELKM1	Edited: what are all of the things you have done to find work during the last 4 weeks? (first method)		Respondent File
	Edited Universe:	TELF5 = 4	
	Valid Entries:	1	Contacted employer directly/interview
		2	Contacted public employment agency
		3	Contacted private employment agency
		4	Contacted friends or relatives
		5	Contacted school/university employment center
		6	Sent out resumes/filled out applications
		7	Checked union/professional registers
		8	Placed or answered ads
		9	Other active
		10	Looked at ads
		11	Attended job training programs/courses
		12	Nothing
		13	Other passive
	*Note	In order to research job search methods, users must combine all fields TELKM1, TULKM2 - TULKM6, TULKDK1 - TULKDK6, and TULKPS1 - TULKPS6	

2003-2025 ATUS Data Dictionary: Public ATUS Interview Data

Name	Description	File
TEMJOT	Edited: in the last seven days did you have more than one job?	Respondent File, Activity Summary File
	Edited Universe: TELFS = 1 or 2	
	Valid Entries: 1 Yes	
	2 No	
Name	Description	File
TERET1	Edited: do you currently want a job, either full or part time?	Respondent File
	Edited Universe: TELFS = 5 and (TURETOT = 1 or TUFABS = 3 or TUFWK = 3 or TULAY = 3) and TEAGE >= 50	
	Valid Entries: 1 Yes or maybe/it depends	
	2 No	
	3 Has a job	
Name	Description	File
TERRP	Edited: how is this person related to you?	Roster File
	Edited Universe: All persons on roster	
	Valid Entries: 18 Self	
	19 Self	
	20 Spouse	
	21 Unmarried partner	
	22 Own household child	
	23 Grandchild	
	24 Parent	
	25 Brother/sister	
	26 Other relative	
	27 Foster child	
	28 Housemate/roommate	
	29 Roomer/boarder	
	30 Other nonrelative	
	40 Own nonhousehold child < 18	
	*Note There is no distinction between 18 and 19. Codes of 40 refer to people living outside the respondent's household.	

2003-2025 ATUS Data Dictionary: Public ATUS Interview Data

Name	Description	File
TESCHENR	Edited: are you enrolled in high school, college, or university?	Respondent File, Activity Summary File
	Edited Universe: Respondents aged 15 to 49	
	Valid Entries: 1 Yes	
	2 No	
Name	Description	File
TESCHFT	Edited: are you enrolled as a full-time or part-time student?	Respondent File
	Edited Universe: TESCHENR = 1	
	Valid Entries: 1 Full time	
	2 Part time	
Name	Description	File
TESCHLVL	Edited: would that be high school, college, or university?	Respondent File, Activity Summary File
	Edited Universe: TESCHENR = 1	
	Valid Entries: 1 High school	
	2 College or university	
Name	Description	File
TESEX	Edited: sex	Roster File, Activity Summary File
	Edited Universe: All persons on roster	
	Valid Entries: 1 Male	
	2 Female	
Name	Description	File
TESPEMPNOT	Edited: employment status of spouse or unmarried partner	Respondent File, Activity Summary File
	Edited Universe: TRSPPRES = 1 or 2	
	Valid Entries: 1 Employed	
	2 Not employed	
Name	Description	File
TESPUHRS	Edited: usual hours of work per week of spouse or unmarried partner	Respondent File
	Edited Universe: TESPEMPNOT = 1	
	Valid Entries: 0 Min Value 99 Max Value	
	*Note -4 (Hours vary) is also valid for TESPURHS	

2003-2025 ATUS Data Dictionary: Public ATUS Interview Data

Name	Description		File
TEWHERE	Edited: where were you during the activity?		Activity File
	Edited Universe:	All activities (except those noted below)	
	Valid Entries:	1	Respondent's home or yard
		2	Respondent's workplace
		3	Someone else's home
		4	Restaurant or bar
		5	Place of worship
		6	Grocery store
		7	Other store/mall
		8	School
		9	Outdoors away from home
		10	Library
		11	Other place
		12	Car, truck, or motorcycle (driver)
		13	Car, truck, or motorcycle (passenger)
		14	Walking
		15	Bus
		16	Subway/train
		17	Bicycle
		18	Boat/ferry
		19	Taxi/limousine service
		20	Airplane
		21	Other mode of transportation
		30	Bank
		31	Gym/health club
		32	Post Office
		89	Unspecified place
		99	Unspecified mode of transportation
	*Note	<p>Values of 30, 31 and 32 for TEWHERE were introduced in October 2004 ATUS. Therefore, for (TUMONTH < 10 AND TUYEAR = 2004) these values will not appear.</p> <p>TEWHERE is not collected for activities with activity codes of 0101xx, 0102xx, 0104xx, 500105, or 500106.</p>	

2003-2025 ATUS Data Dictionary: Public ATUS Interview Data

Name	Description	File
TR_03CC57	Was a household or own non-household child < 13 in your care during this activity?	Activity File
	Edited Universe: All activities	
	Valid Entries: 1 At least one child < 13 was in respondent's care during activity	
	*Note This variable was discontinued in 2004 ATUS. Therefore, for [TUYEAR > 2003], there will be missing values of TR_03CC57. It was replaced by the component variables TUCC5, TUCC5B, and TUCC7.	
Name	Description	File
TRCHILDNUM	Number of household children < 18	Respondent File, Activity Summary File
	Edited Universe: All respondents	
	Valid Entries: 0 Min Value 30 Max Value	
Name	Description	File
TRCODEP	Pooled six-digit activity code	Activity File
	*Note See the 2003-25 Activity Coding Lexicon for activity definitions	
Name	Description	File
TRDPFTPT	Full time or part time employment status of respondent	Respondent File, Activity Summary File
	Edited Universe: TELFS = 1 or 2	
	Valid Entries: 1 Full time	
	2 Part time	
Name	Description	File
TRDTIND1	Detailed industry recode (main job)	Respondent File
	Edited Universe: TELFS = 1 or 2	
	Valid Entries: 1 Min Value 51 Max Value	
	*Note Beginning with the 2025 ATUS, industry data were classified using the 2022 Census Industry Classification System. This system replaced the 2017 Census Industry Classification System. The 2017 Census Industry Classification System was used by ATUS from 2020 to 2024. The 2012 Census Industry Classification System was used by ATUS from 2014-2019. The 2007 Census Industry Classification System was used by ATUS from 2010 to 2013. The 2002 Census Industry Classification System was used by ATUS from 2003-2009. Refer to Appendix A for a list of industry codes using the 2002, 2007, 2012, 2017, and 2022 Census Industry Classification systems.	

2003-2025 ATUS Data Dictionary: Public ATUS Interview Data

Name	Description		File
TRDTOCC1	Detailed occupation recode (main job)		Respondent File
	Edited Universe:	TELF5 = 1 or 2	
	Valid Entries:	1	Management occupations
		2	Business and financial operations occupations
		3	Computer and mathematical science occupations
		4	Architecture and engineering occupations
		5	Life, physical, and social science occupations
		6	Community and social service occupations
		7	Legal occupations
		8	Education, training, and library occupations
		9	Arts, design, entertainment, sports, and media occupations
		10	Healthcare practitioner and technical occupations
		11	Healthcare support occupations
		12	Protective service occupations
		13	Food preparation and serving related occupations
		14	Building and grounds cleaning and maintenance occupations
		15	Personal care and service occupations
		16	Sales and related occupations
		17	Office and administrative support occupations
		18	Farming, fishing, and forestry occupations
		19	Construction and extraction occupations
		20	Installation, maintenance, and repair occupations
		21	Production occupations
		22	Transportation and material moving occupations
	*Note	<p>Beginning with the 2020 ATUS, occupation data were classified using the 2018 Census Occupation Classification System. This system replaced the 2010 Census Occupation Classification System.</p> <p>The 2010 Census Occupation Classification System was incorporated beginning in the 2011 ATUS; it replaced the 2002 Census Occupation Classification System, which was used by ATUS from 2003 until the 2010 classification scheme was implemented. The ATUS occupation data are not strictly comparable across all the years.</p> <p>Refer to Appendix A for a list of occupation codes using the 2002, 2010, and 2018 Census Occupation Classification systems.</p>	

2003-2025 ATUS Data Dictionary: Public ATUS Interview Data

Name	Description	File
TRELHH	Eldercare recipient is a household member	EC Roster File
	Edited Universe: All Eldercare recipients	
	Valid Entries: 0 Recipient is not a household member	
	1 Recipient is a household member	
	*Note Questions about eldercare were introduced in January 2011.	
Name	Description	File
TREMODR	Eating and Health Module respondent	Respondent File
	Edited Universe: All respondents	
	Valid Entries: 0 Did not respond to Eating and Health Module	
	1 Responded to Eating and Health Module	
	*Note The Eating and Health Module interview was conducted for TUYEAR = 2006, 2007, 2008, 2014, 2015, 2016, 2022, and 2023. For these years all respondents were selected to be interviewed for the Eating and Health Module. Values of 0 indicate that the individual did not complete an Eating and Health Module interview.	
Name	Description	File
TRERNHLY	Hourly earnings at main job (2 implied decimals)	Respondent File
	Edited Universe: TEERNHRY = 1	
	Valid Entries: 0 Min Value 9999 Max Value	
	*Note This is the most-frequently used hourly earnings variable in ATUS and is only defined for employed persons who say they work hourly and are not self-employed or without pay. The allocation flag for this variable is TRHERNAL. Subject to topcoding based on the entry in TEERNHRO such that TEERNHRO x TRERNHLY <= topcode value; topcoding is indicated in TTHR.	
Name	Description	File
TRERNUPD	Earnings update flag	Respondent File
	Edited Universe: TELFS = 1 or 2 and TEIO1COW = 1 - 5	
	Valid Entries: 0 Earnings carried forward from final CPS interview	
	1 Earnings updated in ATUS	

2003-2025 ATUS Data Dictionary: Public ATUS Interview Data

Name	Description	File
TRERNWA	Weekly earnings at main job (2 implied decimals)	Respondent File, Activity Summary File
	Edited Universe: TELFS = 1 or 2 and TEIO1COW = 1 - 5	
	Valid Entries: 0 9999999	Min Value Max Value
	*Note	This is the most-frequently used earnings variable in ATUS and is defined for all employed persons who are not self-employed or without pay. The allocation flag for this variable is TRWERNAL. Subject to topcoding (the maximum value cannot be greater than 2884.61); topcoding is indicated in TTOT, TTWK, and TTHR. Starting in June 2024, new rules were applied to TRERNWA such that the topcode values generally correspond to the top 3 percent in a given month.

Name	Description	File
TRHERNAL	TRERNHLY: allocation flag	Respondent File
	Edited Universe: TEERNHRY = 1	
	Valid Entries: 0	TRERNHLY does not contain allocated information
	1	TRERNHLY contains allocated information

Name	Description	File
TRHHCHILD	Presence of household children < 18	Respondent File
	Edited Universe: All respondents	
	Valid Entries: 1	Yes
	2	No

Name	Description	File
TRHOLIDAY	Flag to indicate if diary day was a holiday	Respondent File, Activity Summary File
	Edited Universe: All respondents	
	Valid Entries: 0	Diary day was not a holiday
	1	Diary day was a holiday
	*Note	New Year's Day, Easter, Memorial Day, the Fourth of July, Labor Day, Thanksgiving Day, and Christmas Day are identified as holidays. If the interviewers did not work on the day following the holiday, data about that holiday were not collected.

2003-2025 ATUS Data Dictionary: Public ATUS Interview Data

Name	Description		File
TRIMIND1	Intermediate industry recode (main job)		Respondent File
	Edited Universe:	TELF5 = 1 or 2	
	Valid Entries:	1	Agriculture, forestry, fishing, and hunting
		2	Mining
		3	Construction
		4	Manufacturing - durable goods
		5	Manufacturing - non-durable goods
		6	Wholesale trade
		7	Retail trade
		8	Transportation and warehousing
		9	Utilities
		10	Information
		11	Finance and insurance
		12	Real estate and rental and leasing
		13	Professional and technical services
		14	Management, administrative and waste management services
		15	Educational services
		16	Health care and social services
		17	Arts, entertainment, and recreation
		18	Accommodation and food services
		19	Private households
		20	Other services, except private households
		21	Public administration
Name	Description		File
TRLVMODR	Leave module respondent		Respondent File
	Edited Universe:	TEIO1COW = 1 - 6 (2011) TEIO1COW = 1 - 5 (2017-2018, 2024-2025)	
	Valid Entries:	0	Respondent was eligible for the Leave module, but did not complete it.
		1	Respondent completed Leave module.
	*Note	The Leave Module was conducted in 2011, 2017, 2018, 2024, and 2025. For TUYEAR = 2011, wage and salary workers and self-employed incorporated workers were selected to be interviewed for the Leave Module. For TUYEAR = 2017, 2018, 2024, and 2025 only wage and salary workers were selected to be interviewed. For TUYEAR = 2011, 2017, 2018, 2024, and 2025 values of -1 indicate the respondent was not eligible for the module.	

2003-2025 ATUS Data Dictionary: Public ATUS Interview Data

Name	Description	File
TRMJIND1	Major industry recode (main job)	Respondent File
	Edited Universe: TELFS = 1 or 2	
	Valid Entries: 1	Agriculture, forestry, fishing, and hunting
	2	Mining
	3	Construction
	4	Manufacturing
	5	Wholesale and retail trade
	6	Transportation and utilities
	7	Information
	8	Financial activities
	9	Professional and business services
	10	Educational and health services
	11	Leisure and hospitality
	12	Other services
	13	Public administration

Name	Description	File
TRMJOCC1	Major occupation recode (main job)	Respondent File
	Edited Universe: TELFS = 1 or 2	
	Valid Entries: 1	Management, business, and financial occupations
	2	Professional and related occupations
	3	Service occupations
	4	Sales and related occupations
	5	Office and administrative support occupations
	6	Farming, fishing, and forestry occupations
	7	Construction and extraction occupations
	8	Installation, maintenance, and repair occupations
	9	Production occupations
	10	Transportation and material moving occupations
	*Note	<p>Beginning with the 2020 ATUS, occupation data were classified using the 2018 Census Occupation Classification System. This system replaced the 2010 Census Occupation Classification System.</p> <p>The 2010 Census Occupation Classification System was incorporated beginning in the 2011 ATUS; it replaced the 2002 Census Occupation Classification System, which was used by ATUS from 2003 until the 2010 classification scheme was implemented. The ATUS occupation data are not strictly comparable across all the years.</p>

2003-2025 ATUS Data Dictionary: Public ATUS Interview Data

Name	Description	File
TRMJOCGR	Major occupation category (main job)	Respondent File
	Edited Universe: TELFS = 1 or 2	
	Valid Entries: 1 Management, professional, and related occupations	
	2 Service occupations	
	3 Sales and office occupations	
	4 Farming, fishing, and forestry occupations	
	5 Construction and maintenance occupations	
	6 Production, transportation, and material moving occupations	
	<p>*Note Beginning with the 2020 ATUS, occupation data were classified using the 2018 Census Occupation Classification System. This system replaced the 2010 Census Occupation Classification System.</p> <p>The 2010 Census Occupation Classification System was incorporated beginning in the 2011 ATUS; it replaced the 2002 Census Occupation Classification System, which was used by ATUS from 2003 until the 2010 classification scheme was implemented. The ATUS occupation data are not strictly comparable across all the years.</p>	
Name	Description	File
TRHHCHILD	Presence of own non-household child < 18	Respondent File
	Edited Universe: All respondents	
	Valid Entries: 1 Yes	
	2 No	
Name	Description	File
TRNUMHOU	Number of people living in respondent's household	Respondent File
	Edited Universe: All respondents	
	Valid Entries: 1 Min Value 30 Max Value	
Name	Description	File
TROHHCHILD	Presence of own household children < 18	Respondent File
	Edited Universe: All respondents	
	Valid Entries: 1 Yes	
	2 No	

2003-2025 ATUS Data Dictionary: Public ATUS Interview Data

Name	Description	File
TRSPFTPT	Full time or part time employment status of spouse or unmarried partner	Respondent File, Activity Summary File
	Edited Universe: TESPEMPNOT = 1	
	Valid Entries: 1 Full time	
	2 Part time	
	3 Hours vary	
Name	Description	File
TRSPPRES	Presence of the respondent's spouse or unmarried partner in the household	Respondent File, Activity Summary File
	Edited Universe: All respondents	
	Valid Entries: 1 Spouse present	
	2 Unmarried partner present	
	3 No spouse or unmarried partner present	
Name	Description	File
TRTALONE	Total nonwork-related time respondent spent alone (in minutes)	Respondent File
	Edited Universe: All respondents	
	Valid Entries: 0 Min Value 1440 Max Value	
	*Note This variable is computed using TUWHO_CODE information; time spent working and all activities for which who information is not collected, such as sleeping, are omitted from the calculation	
Name	Description	File
TRTALONE_WK	Total work- and nonwork-related time respondent spent alone (in minutes)	Respondent File
	Edited Universe: All respondents	
	Valid Entries: 0 Min Value 1440 Max Value	
	*Note This variable is computed using TUWHO_CODE information; all activities for which who information is not collected, such as sleeping, are excluded from the calculation Starting in January 2010, TUWHO_CODE information was collected for work activities (0501xx) TRTALONE_WK was introduced in 2010. Therefore, cases with [TUYEAR < 2010] will have missing values.	

2003-2025 ATUS Data Dictionary: Public ATUS Interview Data

Name	Description	File
TRTCC	Total time spent during diary day providing secondary childcare for household and own nonhousehold children < 13 (in minutes)	Respondent File
	Edited Universe: All respondents	
	Valid Entries: 0 1440	Min Value Max Value
	*Note TRTCC is the sum of all values of TRTCC_LN for each TUCASEID	
Name	Description	File
TRTCC_LN	Total time spent during activity providing secondary child care for household and own nonhousehold children < 13 (in minutes)	Activity File
	Edited Universe: All activities for respondents who have at least one household or own nonhousehold child < 13	
	Valid Entries: 0 1440	Min Value Max Value
	*Note For TUYEAR > = 2004, TRTCC_LN is the maximum for the activity of the following variables: TRTOHH_LN, TRTNOHH_LN, and TRTONHH_LN. TRTCC_LN is not calculated for activities when no household child < 13 was awake. It is also not calculated for households that do not have at least one household or nonhousehold child < 13.	
Name	Description	File
TRTCCC	Total nonwork-related time respondent spent with customers, clients, and co-workers (in minutes)	Respondent File
	Edited Universe: All respondents	
	Valid Entries: 0 1440	Min Value Max Value
	*Note This variable is computed using TUWHO_CODE information; time spent working and all activities for which who information is not collected, such as sleeping, are omitted from the calculation. For cases with [TUYEAR > 2009], TUWHO_CODE = (59, 60, 61, or 62) is included in this calculation (others may be present) For cases with [TUYEAR < 2010], TUWHO_CODE = 55 is included in this calculation (others may be present)	

2003-2025 ATUS Data Dictionary: Public ATUS Interview Data

Name	Description	File
TRTCCC_WK	Total work- and nonwork-related time respondent spent with customers, clients, and coworkers (in minutes)	Respondent File
	Edited Universe: All respondents	
	Valid Entries: 0 1440	Min Value Max Value
	<p>*Note This variable is computed using TUWHO_CODE information; all activities for which who information is not collected are omitted from the calculation. TUWHO_CODE = (59, 60, 61, or 62) is included in this calculation (others may be present)</p> <p>Starting in January 2010, TUWHO_CODE information was collected for work activities (0501xx)</p> <p>TRTCCC_WK was introduced in 2010. Therefore, cases with [TUYEAR < 2010] will have missing values.</p>	
Name	Description	File
TRTCCTOT	Total time spent during diary day providing secondary childcare for all children < 13 (in minutes)	Respondent File
	Edited Universe: All respondents	
	Valid Entries: 0 1440	Min Value Max Value
	<p>*Note For TUYEAR > = 2004, TRTCCTOT is the sum of all values of TRTCCTOT_LN for each TUCASEID</p>	
Name	Description	File
TRTCCTOT_LN	Total time spent during activity providing secondary childcare for all children < 13 (in minutes)	Activity File
	Edited Universe: All activities	
	Valid Entries: 0 1440	Min Value Max Value
	<p>*Note TRTCCTOT_LN is the maximum for the activity of the following variables: TRTOHH_LN, TRTNOHH_LN, TRTONHH_LN, and TRTCOC_LN.</p>	
Name	Description	File
TRTCHILD	Total nonwork-related time respondent spent with household or nonhousehold children < 18 (in minutes)	Respondent File
	Edited Universe: All respondents	
	Valid Entries: 0 1440	Min Value Max Value
	<p>*Note This variable is computed using TUWHO_CODE information; time spent working and all activities for which who information is not collected, such as sleeping, are omitted from the calculation</p>	

2003-2025 ATUS Data Dictionary: Public ATUS Interview Data

Name	Description	File
TRTCOC	Total time spent during diary day providing secondary childcare for nonown, nonhousehold children < 13 (in minutes)	Respondent File
	Edited Universe: All respondents	
	Valid Entries: 0 1440	Min Value Max Value
	*Note TRTCOC is the sum of all TRTCOC_LN for each TUCASEID.	
Name	Description	File
TRTCOC_LN	Total time spent during activity providing secondary child care for nonown, nonhousehold children <13 (in minutes)	Activity File
	Edited Universe: All activities	
	Valid Entries: 0 1440	Min Value Max Value
	*Note TRTCOC_LN is calculated using TUCC8. It does not include activities with TRTIER2P=0101, 0301, 0302, 0303, 0401, 0402, 0403 or activities with TRCODEP=180381, 180481.	
Name	Description	File
TRTEC	Total time spent providing eldercare (in minutes)	Respondent File
	Edited Universe: TUECYTD=1	
	Valid Entries: 0 1440	Min Value Max Value
	*Note TRTEC is the sum of all values of TRTEC_LN. Excludes time spent in activities with codes = 01xxxx or 0805xx. Questions about eldercare and TRTEC were introduced in January 2011. Therefore, cases with [TUYEAR < 2011] will have missing values.	
Name	Description	File
TRTEC_LN	Time (in minutes) spent providing eldercare by activity	Activity File
	Edited Universe: TUEC24 = 1 or 96	
	Valid Entries: 0 1440	Min Value Max Value
	*Note Excludes time spent in activities with codes = 01xxxx or 0805xx. Questions about eldercare and TRTEC_LN were introduced in January 2011. Therefore, cases with [TUYEAR < 2011] will have missing values.	

2003-2025 ATUS Data Dictionary: Public ATUS Interview Data

Name	Description	File
TRTFAMILY	Total nonwork-related time respondent spent with family members (in minutes)	Respondent File
	Edited Universe: All respondents	
	Valid Entries: 0 1440	Min Value Max Value
	*Note This variable is computed using TUWHO_CODE information; time spent working and all activities for which who information is not collected, such as sleeping, are omitted from the calculation	
Name	Description	File
TRTFRIEND	Total nonwork-related time respondent spent with friends (in minutes)	Respondent File
	Edited Universe: All respondents	
	Valid Entries: 0 1440	Min Value Max Value
	*Note This variable is computed using TUWHO_CODE information; time spent working and all activities for which who information is not collected, such as sleeping, are omitted from the calculation	
Name	Description	File
TRTHH	Total time spent during diary day providing secondary childcare for household children < 13 (in minutes)	Respondent File
	Edited Universe: All respondents	
	Valid Entries: 0 1440	Min Value Max Value
	*Note TRTHH is the sum of all values of TRTHH_LN for each TUCASEID.	
Name	Description	File
TRTHH_LN	Total time spent during activity providing secondary childcare for household children < 13 (in minutes)	Activity File
	Edited Universe: All activities for respondents with at least one household child < 13	
	Valid Entries: 0 1440	Min Value Max Value
	*Note TRTHH_LN is the maximum for the activity of the following variables: TRTOHH_LN and TRTNOHH_LN.	
Name	Description	File
TRTHHFAMILY	Total nonwork-related time respondent spent with household family members (in minutes)	Respondent File
	Edited Universe: All respondents	
	Valid Entries: 0 1440	Min Value Max Value
	*Note This variable is computed using TUWHO_CODE information; time spent working and all activities for which who information is not collected, such as sleeping, are omitted from the calculation	

2003-2025 ATUS Data Dictionary: Public ATUS Interview Data

Name	Description	File
TRTIER1P	Pooled lexicon tier 1: 1st and 2nd digits of 6-digit activity code	Activity File
	Valid Entries: 01 50	Min Value Max Value
	*Note Valid activity codes are listed in the 2003-25 Coding Lexicon. TRCODEP provides the full six-digit activity code for each activity occurring on the Activity file.	
Name	Description	File
TRTIER2P	Pooled lexicon tiers 1 and 2: 1st four digits of 6-digit activity code	Activity File
	*Note Valid activity codes are listed in the 2003-25 Coding Lexicon. TRCODEP provides the full six-digit activity code for each activity occurring on the Activity file.	
Name	Description	File
TRTNOCHILD	Total nonwork-related time respondent spent with nonown children < 18 (in minutes)	Respondent File
	Edited Universe: All respondents	
	Valid Entries: 0 1440	Min Value Max Value
	*Note This variable is computed using TUWHO_CODE information; time spent working and all activities for which who information is not collected, such as sleeping, are omitted from the calculation	
Name	Description	File
TRTNOHH	Total time spent during diary day providing secondary childcare for nonown household children < 13 (in minutes)	Respondent File
	Edited Universe: All respondents	
	Valid Entries: 0 1440	Min Value Max Value
	*Note TRTNOHH is the sum of all values of TRTNOHH_LN for each TUCASEID.	
Name	Description	File
TRTNOHH_LN	Total time spent during activity providing secondary childcare for nonown household children < 13 (in minutes)	Activity File
	Edited Universe: All activities for respondents with at least one nonown household child < 13	
	Valid Entries: 0 1440	Min Value Max Value
	*Note TRTNOHH_LN is calculated using TUCC5B. It does not include activities where TRTIER2P= 0101, 0301, 0302, 0303, and where TRCODEP= 180381. It does not include any activity or part of any activity in which no household child was awake (determined by TUCC2 and TUCC4).	
Name	Description	File
TRTO	Total time spent during diary day providing secondary childcare for own children < 13 (in minutes)	Respondent File
	Edited Universe: All respondents	
	Valid Entries: 0 1440	Min Value Max Value
	*Note TRTO is the sum of all values of TRTO_LN for each TUCASEID.	

2003-2025 ATUS Data Dictionary: Public ATUS Interview Data

Name	Description	File
TRTO_LN	Total time spent during activity providing secondary childcare for own children < 13 (in minutes)	Activity File
	Edited Universe: All activities for respondents with at least one own child < 13	
	Valid Entries: 0 1440	Min Value Max Value
	*Note TRTO_LN is the maximum for the activity of the following variables: TRTOHH_LN and TRTONHH_LN.	
Name	Description	File
TRTOHH	Total time spent during diary day providing secondary childcare for own household children < 13 (in minutes)	Respondent File
	Edited Universe: All respondents	
	Valid Entries: 0 1440	Min Value Max Value
	*Note TRTOHH is the sum of all values of TRTOHH_LN for each TUCASEID.	
Name	Description	File
TRTOHH_LN	Total time spent during activity providing secondary childcare for own household children < 13 (in minutes)	Activity File
	Edited Universe: All activities for respondents with at least one own household child < 13	
	Valid Entries: 0 1440	Min Value Max Value
	*Note TRTOHH_LN is calculated using TUCC5. It does not include activities with TRTIER2P=0101, 0301, 0302, 0303, or with TRCODEP=180381. It does not include any activity or part of any activity in which no household child was awake (determined by TUCC2 and TUCC4).	
Name	Description	File
TRTOHHCHILD	Total nonwork-related time respondent spent with own household children < 18 (in minutes)	Respondent File
	Edited Universe: All respondents	
	Valid Entries: 0 1440	Min Value Max Value
	*Note This variable is computed using TUWHO_CODE information; time spent working and all activities for which who information is not collected, such as sleeping, are omitted from the calculation	
Name	Description	File
TRTONHH	Total time spent during diary day providing secondary childcare for own nonhousehold children < 13 (in minutes)	Respondent File
	Edited Universe: All respondents	
	Valid Entries: 0 1440	Min Value Max Value
	*Note TRTONHH is the sum of all values of TRTONHH_LN for each TUCASEID.	

2003-2025 ATUS Data Dictionary: Public ATUS Interview Data

Name	Description	File
TRTONHH_LN	Total time spent during activity providing secondary childcare for own nonhousehold children < 13 (in minutes)	Activity File
	Edited Universe: All activities for respondents with at least one own nonhousehold child < 13	
	Valid Entries: 0 1440	Min Value Max Value
	*Note TRTONHH_LN is calculated using TUCC7. It does not include activities with TRTIER2P of 0101, 0301, 0302, 0303, 0401, 0402, 0403, and activities with TRCODEP of 180381 or 180481.	
Name	Description	File
TRTONHHCHILD	Total nonwork-related time respondent spent with own nonhousehold children < 18 (in minutes)	Respondent File
	Edited Universe: All respondents	
	Valid Entries: 0 1440	Min Value Max Value
	*Note This variable is computed using TUWHO_CODE information; time spent working and all activities for which who information is not collected, such as sleeping, are omitted from the calculation	
Name	Description	File
TRTSPONLY	Total nonwork-related time respondent spent with spouse only (in minutes)	Respondent File
	Edited Universe: All respondents	
	Valid Entries: 0 1440	Min Value Max Value
	*Note This variable is computed using TUWHO_CODE information; time spent working and all activities for which who information is not collected, such as sleeping, are omitted from the calculation	
Name	Description	File
TRTSPOUSE	Total nonwork-related time respondent spent with spouse (others may be present) (in minutes)	Respondent File
	Edited Universe: All respondents	
	Valid Entries: 0 1440	Min Value Max Value
	*Note This variable is computed using TUWHO_CODE information; time spent working and all activities for which who information is not collected, such as sleeping, are omitted from the calculation	
Name	Description	File
TRTUNMPART	Total nonwork-related time respondent spent with unmarried partner (others may be present) (in minutes)	Respondent File
	Edited Universe: All respondents	
	Valid Entries: 0 1440	Min Value Max Value
	*Note This variable is computed using TUWHO_CODE information; time spent working and all activities for which who information is not collected, such as sleeping, are omitted from the calculation	

2003-2025 ATUS Data Dictionary: Public ATUS Interview Data

Name	Description	File
TRWERNAL	TRERNWA: allocation flag	Respondent File
	Edited Universe: TELFS = 1 or 2 and TEIO1COW = 1 - 5	
	Valid Entries: 0 TRERNWA does not contain allocated information	
	1 TRERNWA contains allocated information	
Name	Description	File
TRWHONA	Who information not asked for activity	Who File
	Edited Universe: All activities	
	Valid Entries: 0 TUWHO_CODE asked	
	1 TUWHO_CODE not asked	
Name	Description	File
TRYHHCHILD	Age of youngest household child < 18	Respondent File, Activity Summary File
	Edited Universe: TRHHCHILD = 1	
	Valid Entries: 0 Min Value 17 Max Value	
Name	Description	File
TTHR	Hourly pay topcode flag	Respondent File
	Valid Entries: 0 Not topcoded	
	1 Topcoded	
	*Note Indicates topcoding of hourly pay in earnings variables	
Name	Description	File
TTOT	Overtime amount topcode flag	Respondent File
	Valid Entries: 0 Not topcoded	
	1 Topcoded	
	*Note Indicates topcoding of overtime pay in earnings variables	
Name	Description	File
TTWK	Weekly earnings topcode flag	Respondent File
	Valid Entries: 0 Not topcoded	
	1 Topcoded	
	*Note Indicates topcoding of weekly pay in earnings variables	

2003-2025 ATUS Data Dictionary: Public ATUS Interview Data

Name	Description			File
TU20FWGT	ATUS final weight for 2020 data			Respondent File, Activity Summary File
	Valid Entries:	1 999999999	Min Value Max Value	
	*Note	<p>When using the 2020 ATUS data, researchers need to use the weighting variable TU20FWGT instead of TUFNWGTP.</p> <p>The usual final weight [TUFNWGTP] on the multiyear files will have missing values for cases with [TUYEAR = 2020] on the ATUS Respondent or Activity Summary file.</p> <p>Cases with [TUYEAR = 2019 or 2020] will have positive values for diary dates corresponding to January 1 - March 17 or May 10 - December 31.</p> <p>For more information about TU20FWGT, see chapter 7 of the ATUS User's Guide.</p>		
Name	Description			File
TUABSOT	In the last seven days, did you have a job either full or part time?			Respondent File
	Valid Entries:	1	Yes	
		2	No	
		3	Retired	
		4	Disabled	
		5	Unable to work	
Name	Description			File
TUACTDUR	Duration of activity in minutes (last activity not truncated at 4:00 a.m.)			Activity File
	Valid Entries:	1 9999	Min Value Max Value	
Name	Description			File
TUACTDUR24	Duration of activity in minutes (last activity truncated at 4:00 a.m.)			Activity File
	Valid Entries:	1 1440	Min Value Max Value	
Name	Description			File
TUACTIVITY_N	Activity line number			Activity File, Who File, EH Activity File
	Valid Entries:	1 91	Min Value Max Value	

2003-2025 ATUS Data Dictionary: Public ATUS Interview Data

Name	Description			File
TUBUS	Does anyone in the household own a business or a farm?			Respondent File
	Valid Entries:	1	Yes	
		2	No	
Name	Description			File
TUBUS1	In the last seven days, did you do any unpaid work in the family business or farm?			Respondent File
	Valid Entries:	1	Yes	
		2	No	
Name	Description			File
TUBUS2OT	Do you receive payments or profits from the business?			Respondent File
	Valid Entries:	1	Yes	
		2	No	
Name	Description			File
TUBUSL1	TULINENO of farm or business owner (first owner)			Respondent File
	Valid Entries:	0	Min Value	
		30	Max Value	
Name	Description			File
TUBUSL2	TULINENO of farm or business owner (second owner)			Respondent File
	Valid Entries:	0	Min Value	
		30	Max Value	
Name	Description			File
TUBUSL3	TULINENO of farm or business owner (third owner)			Respondent File
	Valid Entries:	0	Min Value	
		30	Max Value	
Name	Description			File
TUBUSL4	TULINENO of farm or business owner (fourth owner)			Respondent File
	Valid Entries:	0	Min Value	
		30	Max Value	
Name	Description			File
TUCASEID	ATUS Case ID (14-digit identifier)			All Files
Name	Description			File
TUCC2	Time first household child < 13 woke up			Respondent File
	Valid Entries:	00:00:00	Min Value	
		24:00:00	Max Value	
Name	Description			File
TUCC4	Time last household child < 13 went to bed			Respondent File
	Valid Entries:	00:00:00	Min Value	
		24:00:00	Max Value	

2003-2025 ATUS Data Dictionary: Public ATUS Interview Data

Name	Description	File	
TUCC5	Was at least one of your own household children < 13 in your care during this activity?	Activity File	
	Valid Entries:	0	No
		1	Yes
		97	No additional activities involved childcare
Name	Description	File	
TUCC5B	Was at least one of your non-own household children < 13 in your care during this activity?	Activity File	
	Valid Entries:	0	No
		1	Yes
		97	No additional activities involved childcare
Name	Description	File	
TUCC7	Was at least one of your own non-household children < 13 in your care during this activity?	Activity File	
	Valid Entries:	0	No
		1	Yes
		97	No additional activities involved childcare
Name	Description	File	
TUCC8	Other than household or own non-household children < 13, was there a child 0-12 in your care during this activity?	Activity File	
	Valid Entries:	0	No
		1	Yes
		97	No additional activities involved childcare
Name	Description	File	
TUCC9	Are the non-own, non-household children you cared for in TUCC8 related to you?	Respondent File	
	Valid Entries:	1	Yes
		2	No
		3	Some are, some are not
Name	Description	File	
TUCUMDUR	Cumulative duration of activity lengths in minutes; last activity not truncated at 4:00am or 1440 minutes (cumulative total of TUACTIONDUR for each TUCASEID)	Activity File	
	Valid Entries:	1	Min Value
		9999	Max Value

2003-2025 ATUS Data Dictionary: Public ATUS Interview Data

Name	Description	File	
TUCUMDUR24	Cumulative duration of activity lengths in minutes; last activity truncated at 4:00am or 1440 minutes (cumulative total of TUACTIONDUR24 for each TUCASEID)	Activity File	
	Valid Entries:	1 1440	Min Value Max Value
Name	Description	File	
TUDIARYDATE	Date of diary day (date about which the respondent was interviewed)	Respondent File	
	Valid Entries:	20030101 20251230	Min Value Max Value
	*Note	TUDIARYDATE is in YYYYMMDD format	
Name	Description	File	
TUDIARYDAY	Day of the week of diary day (day of the week about which the respondent was interviewed)	Respondent File, Activity Summary File	
	Valid Entries:	1	Sunday
		2	Monday
		3	Tuesday
		4	Wednesday
		5	Thursday
		6	Friday
		7	Saturday
Name	Description	File	
TUDIS	Last time we spoke to someone in this household you were reported to have a disability. Does your disability prevent you from doing any kind of work for the next six months?	Respondent File	
	Valid Entries:	1	Yes
		2	No
		3	Did not have a disability last time
Name	Description	File	
TUDIS1	Does your disability prevent you from accepting any kind of work during the next six months?	Respondent File	
	Valid Entries:	1	Yes
		2	No
Name	Description	File	
TUDIS2	Do you have a disability that prevents you from accepting any kind of work during the next six months?	Respondent File	
	Valid Entries:	1	Yes
		2	No

2003-2025 ATUS Data Dictionary: Public ATUS Interview Data

Name	Description		File
TUDURSTOP	Method for reporting activity duration		Activity File
	Valid Entries:	1	Activity duration was entered
		2	Activity stop time was entered
	*Note	<p>Starting in 2012, this variable was added to the public use data files. Cases with [TUYEAR < 2012] will have missing values for TUDURSTOP.</p> <p>In 2014, TUDURSTOP was not included on the activity file. Cases with [TUYEAR=2014] will have missing values.</p>	
Name	Description		File
TUEC24	At which times or during which activities did you provide that care or assistance yesterday?		Activity File
	Valid Entries:	1	Activity identified as eldercare
		96	All day
		97	No more activities
	*Note	<p>Questions about eldercare were introduced in January 2011. Therefore, cases with [TUYEAR < 2011] will have missing values for TUEC24</p>	
Name	Description		File
TUECLNO	Line number of eldercare recipient		EC Roster File
	Valid Entries:	2	Min Value
		35	Max Value
	*Note	<p>If recipient is a household member, TUECLNO = TULINENO; if not a household member, TUECLNO = new line numbers (last tulineno+1)</p>	
Name	Description		File
TUECYTD	Did you provide any eldercare or assistance yesterday?		Respondent File
	Valid Entries:	1	Yes
		2	No
	*Note	<p>Questions about eldercare were introduced in January 2011. Therefore, cases with [TUYEAR < 2011] will have missing values for TUECYTD</p>	
Name	Description		File
TUELDER	Not including financial assistance or help you provided as part of your paid job, since the first of [REF_MONTH], have you provided any care of assistance for an adult who needed help because of a condition related to aging?		Respondent File
	Valid Entries:	1	Yes
		2	No
	*Note	<p>The reference month is 3 months prior to the interview. For example, if the interview took place on March 15, the reference month would be December.</p> <p>Questions about eldercare were introduced in January 2011. Therefore, cases with [TUYEAR < 2011] will have missing values for TUELDER.</p>	

2003-2025 ATUS Data Dictionary: Public ATUS Interview Data

Name	Description		File
TUELFREQ	How often did you provide this care?		Respondent File
	Valid Entries:	1 Daily	
		2 Several times a week	
		3 About once a week	
		4 Several times a month	
		5 Once a month	
		6 One time	
		7 Other	
	*Note	Questions about eldercare were introduced in January 2011. Therefore, cases with [TUYEAR < 2011] will have missing values for TUELFREQ	
Name	Description		File
TUELNUM	Since the first of [REF_MONTH], how many people have you provided this care to?		Respondent File
	Valid Entries:	0 Min Value 5 Max Value	
	*Note	<p>The reference month is 3 months prior to the interview. For example, if the interview took place March 15, the reference month is December.</p> <p>TUELNUM is topcoded at 5 recipients.</p> <p>Questions about eldercare were introduced in January 2011. Therefore, cases with [TUYEAR < 2011] will have missing values for TUELNUM.</p>	
Name	Description		File
TUFNWGTP	ATUS final weight		Respondent File, Activity Summary File
	Valid Entries:	0 Min Value 999999999999 Max Value	
	*Note	<p>This weight uses the 2006 weighting methodology and is comparable for all years. For more information see the ATUS User's Guide.</p> <p>Cases with [TUYEAR = 2020] will have missing values for TUFNWGTP. Researchers should use the TU20FWGT weight to construct estimates when using the 2020 data.</p>	
Name	Description		File
TUFWK	In the last seven days did you do any work for pay or profit?		Respondent File
	Valid Entries:	1 Yes	
		2 No	
		3 Retired	
		4 Disabled	
		5 Unable to work	

2003-2025 ATUS Data Dictionary: Public ATUS Interview Data

Name	Description	File	
TUIO1MFG	Is this business or organization mainly manufacturing, retail trade, wholesale trade, or something else? (main job)	Respondent File	
	Valid Entries:	1	Manufacturing
		2	Retail trade
		3	Wholesale trade
		4	Something else
	*Note	<p>For TUYEAR < 2005, TUIO1MFG is defined only for respondents whose industry information was updated in the ATUS interview.</p> <p>For TUYEAR > = 2005, TUIO1MFG is defined for respondents whose industry information was updated in the ATUS interview; it is populated with CPS values of PUIO1MFG for respondents whose industry information was not updated in the ATUS interview.</p>	
Name	Description	File	
TUIODP1	Last time we spoke to someone in this household, you were reported to work for (employer's name). Do you still work for (employer's name)? (main job)	Respondent File	
	Valid Entries:	1	Yes
		2	No
Name	Description	File	
TUIODP2	Have the usual activities and duties of your job changed since (month of CPS interview)? (main job)	Respondent File	
	Valid Entries:	1	Yes
		2	No
Name	Description	File	
TUIODP3	Last time we spoke to someone in this household, you were reported as (occupation) and your usual duties were (activities). Is this an accurate description of your current job? (main job)	Respondent File	
	Valid Entries:	1	Yes
		2	No
Name	Description	File	
TULAY	During the last seven days were you on layoff from your job?	Respondent File	
	Valid Entries:	1	Yes
		2	No
		3	Retired
		4	Disabled
		5	Unable to work

2003-2025 ATUS Data Dictionary: Public ATUS Interview Data

Name	Description	File	
TULAY6M	Have you been given any indication that you will be recalled to work within the next 6 months?	Respondent File	
	Valid Entries:	1	Yes
		2	No
Name	Description	File	
TULAYAVR	Why could you not have started a job in the last week?	Respondent File	
	Valid Entries:	1	Own temporary illness
		2	Going to school
		3	Other
Name	Description	File	
TULAYDT	Has your employer given you a date to return to work? (to layoff job)	Respondent File	
	Valid Entries:	1	Yes
		2	No
Name	Description	File	
TULINENO	ATUS person line number	ATUS-CPS File, Respondent File, Roster File, Who File, EC Roster File	
	Valid Entries:	1	Min Value
		30	Max Value
	*Note	The person selected to be interviewed for ATUS is always TULINENO = 1	
Name	Description	File	
TULK	Have you been doing anything to find work during the last four weeks?	Respondent File	
	Valid Entries:	1	Yes
		2	No
		3	Retired
		4	Disabled
		5	Unable to work
Name	Description	File	
TULKAVR	Why could you not have started a job last week?	Respondent File	
	Valid Entries:	1	Waiting for new job to begin
		2	Own temporary illness
		3	Going to school
		4	Other

2003-2025 ATUS Data Dictionary: Public ATUS Interview Data

Name	Description	File
TULKDK1	You said you have been trying to find work. How did you go about looking? (first method)	Respondent File
	Valid Entries:	
	1	Contacted employer directly/interview
	2	Contacted public employment agency
	3	Contacted private employment agency
	4	Contacted friends or relatives
	5	Contacted school/university employment center
	6	Sent out resumes/filled out applications
	7	Checked union/professional registers
	8	Placed or answered ads
	9	Other active
	10	Looked at ads
	11	Attended job training programs/courses
	12	Nothing
	13	Other passive
	*Note	In order to research job search methods, users must combine all fields TELKM1, TULKM2 - TULKM6, TULKDK1 - TULKDK4, and TULKPS1 - TULKPS4

Name	Description	File
TULKDK2	TULKDK1 text: (second method)	Respondent File
	Valid Entries:	
	1	Contacted employer directly/interview
	2	Contacted public employment agency
	3	Contacted private employment agency
	4	Contacted friends or relatives
	5	Contacted school/university employment center
	6	Sent out resumes/filled out applications
	7	Checked union/professional registers
	8	Placed or answered ads
	9	Other active
	10	Looked at ads
	11	Attended job training programs/courses
	13	Other passive
	97	No additional job search activities
	*Note	In order to research job search methods, users must combine all fields TELKM1, TULKM2 - TULKM6, TULKDK1 - TULKDK4, and TULKPS1 - TULKPS4.

Name	Description	File
TULKDK3	TULKDK1 text: (third method)	Respondent File
	Valid Entries:	
	1	Min Value
	97	Max Value
	*Note	See valid values for TULKDK2

2003-2025 ATUS Data Dictionary: Public ATUS Interview Data

Name	Description	File
TULKDK4	TULKDK1 text: (fourth method)	Respondent File
	Valid Entries: 1 97	Min Value Max Value
	*Note	See valid values for TULKDK2
Name	Description	File
TULKM2	What are all of the things you have done to find work during the last 4 weeks? (second method)	Respondent File
	Valid Entries: 1	Contacted employer directly/interview
	2	Contacted public employment agency
	3	Contacted private employment agency
	4	Contacted friends or relatives
	5	Contacted school/university employment center
	6	Sent out resumes/filled out applications
	7	Checked union/professional registers
	8	Placed or answered ads
	9	Other active
	10	Looked at ads
	11	Attended job training programs/courses
	13	Other passive
	97	No additional job search activities
	*Note	In order to research job search methods, users must combine all fields TELKM1, TULKM2 - TULKM6, TULKDK1 - TULKDK4, and TULKPS1 - TULKPS4.
Name	Description	File
TULKM3	TULKM2 text: (third method)	Respondent File
	Valid Entries: 1 97	Min Value Max Value
	*Note	See valid values for TULKM2
Name	Description	File
TULKM4	TULKM2 text: (fourth method)	Respondent File
	Valid Entries: 1 97	Min Value Max Value
	*Note	See valid values for TULKM2
Name	Description	File
TULKM5	TULKM2 text: (fifth method)	Respondent File
	Valid Entries: 1 97	Min Value Max Value
	*Note	See valid values for TULKM2

2003-2025 ATUS Data Dictionary: Public ATUS Interview Data

Name	Description			File
TULKM6	TULKM2 text: (sixth method)			Respondent File
	Valid Entries:	1 97	Min Value Max Value	
	*Note	See valid values for TULKM2		
Name	Description			File
TULKPS1	Can you tell me more about what you did to search for work? (first method)			Respondent File
	Valid Entries:	1	Contacted employer directly/interview	
		2	Contacted public employment agency	
		3	Contacted private employment agency	
		4	Contacted friends or relatives	
		5	Contacted school/university employment center	
		6	Sent out resumes/filled out applications	
		7	Checked union/professional registers	
		8	Placed or answered ads	
		9	Other active	
		10	Looked at ads	
		11	Attended job training programs/courses	
		12	Nothing	
		13	Other passive	
		97	No more job search activities	
	*Note	In order to research job search methods, users must combine all fields TELKM1, TULKM2 - TULKM6, TULKDK1 - TULKDK4, and TULKPS1 - TULKPS4.		

2003-2025 ATUS Data Dictionary: Public ATUS Interview Data

Name	Description	File
TULKPS2	TULKPS1 text: (second method)	Respondent File
	Valid Entries:	
	1	Contacted employer directly/interview
	2	Contacted public employment agency
	3	Contacted private employment agency
	4	Contacted friends or relatives
	5	Contacted school/university employment center
	6	Sent out resumes/filled out applications
	7	Checked union/professional registers
	8	Placed or answered ads
	9	Other active
	10	Looked at ads
	11	Attended job training programs/courses
	13	Other passive
	97	No additional job search activities
	*Note	In order to research job search methods, users must combine all fields TELKM1, TULKM2 - TULKM6, TULKDK1 - TULKDK4, and TULKPS1 - TULKPS4.
Name	Description	File
TULKPS3	TULKPS1 text: (third method)	Respondent File
	Valid Entries:	
	1	Min Value
	97	Max Value
	*Note	See valid values for TULKPS2
Name	Description	File
TULKPS4	TULKPS1 text: (fourth method)	Respondent File
	Valid Entries:	
	1	Min Value
	97	Max Value
	*Note	See valid values for TULKPS2
Name	Description	File
TUMONTH	Month of diary day (month of day about which ATUS respondent was interviewed)	Respondent File
	Valid Entries:	
	1	Min Value
	12	Max Value
Name	Description	File
TURETOT	The last time we spoke to someone in this household you were reported to be retired. Are you still retired?	Respondent File
	Valid Entries:	
	1	Yes
	2	No
	3	Was not retired last time

2003-2025 ATUS Data Dictionary: Public ATUS Interview Data

Name	Description	File	
TUSPABS	In the last seven days, did your spouse or unmarried partner have a job either full or part time?	Respondent File	
	Valid Entries:	1	Yes
		2	No
		3	Retired
		4	Disabled
		5	Unable to work
Name	Description	File	
TUSPUSFT	Does your spouse or unmarried partner usually work 35 hours or more per week?	Respondent File	
	Valid Entries:	1	Yes
		2	No
		3	Hours vary
		4	No longer has a job
Name	Description	File	
TUSPWK	In the last seven days, did your spouse or unmarried partner do any work for pay or profit?	Respondent File	
	Valid Entries:	1	Yes
		2	No
		3	Retired
		4	Disabled
		5	Unable to work
Name	Description	File	
TUSTARTTIM	Activity start time	Activity File	
	Valid Entries:	00:00:00 24:00:00	Min Value Max Value
Name	Description	File	
TUSTOPTIME	Activity stop time	Activity File	
	Valid Entries:	00:00:00 24:00:00	Min Value Max Value

2003-2025 ATUS Data Dictionary: Public ATUS Interview Data

Name	Description			File
TUWHO_CODE	Who was in the room with you / Who accompanied you?			Who File
	Valid Entries:	18	Alone	
		19	Alone	
		20	Spouse	
		21	Unmarried partner	
		22	Own household child	
		23	Grandchild	
		24	Parent	
		25	Brother/sister	
		26	Other related person	
		27	Foster child	
		28	Housemate/roommate	
		29	Roomer/boarder	
		30	Other nonrelative	
		40	Own nonhousehold child < 18	
		51	Parents (not living in household)	
		52	Other nonhousehold family members < 18	
		53	Other nonhousehold family members 18 and older (including parents-in-law)	
		54	Friends	
		55	Co-workers/colleagues/clients	
		56	Neighbors/acquaintances	
		57	Other nonhousehold children < 18	
		58	Other nonhousehold adults 18 and older	
		59	Boss or manager	
		60	People whom I supervise	
		61	Co-workers	
		62	Customers	
	*Note	<p>Not collected for activities with codes of 0101xx, 0102xx, 0104xx, 500105, or 500106. Also, starting in 2006, not collected for 060101 if respondent is enrolled in high school (TESCHLVL = 1). There is no distinction between 18 and 19. All codes of 40 or greater refer to people living outside of the respondent's household.</p> <p>Beginning in January 2010, information was collected for activities with the code 0501xx. For cases with [TUYEAR < 2010] and activity code 0501xx, TUWHO_CODE was not collected.</p> <p>Values of 59, 60, 61, and 62 were introduced and the value 55 was dropped in January 2010 ATUS. Therefore, for cases with [TUYEAR < 2010] values 59, 60, 61, and 62 will not appear. For cases with [TUYEAR > 2009], the value 55 will not appear.</p>		

2003-2025 ATUS Data Dictionary: Public ATUS Interview Data

Name	Description	File
TUYEAR	Year of diary day (year of day about which respondent was interviewed)	Respondent File, Activity Summary File
	Valid Entries:	2003 Min Value 2025 Max Value

APPENDIX A


ATUS industry codes use the U.S. Census Bureau's Industry Classification System, which is based on the North American Industry Classification System. Beginning with the 2025 ATUS, industry data were classified using the **2022 Census Industry Classification System**. This system replaced the 2017 Census Industry Classification System.

The **2017 Census Industry Classification System** was incorporated beginning in the 2020 ATUS; it replaced the 2012 Census Industry Classification System, which was used by ATUS from 2014 until the 2017 classification scheme was implemented.

The **2012 Census Industry Classification System** was incorporated beginning in the 2014 ATUS; it replaced the 2007 Census Industry Classification System, which was used by ATUS from 2010 until the 2012 classification scheme was implemented.

The **2007 Census Industry Classification System** was incorporated beginning in the 2010 ATUS; it replaced the **2002 Census Industry Classification System**, which was used by ATUS from 2003 until the 2007 classification scheme was implemented.

There were only minor differences between the 2002, 2007, 2012, 2017, and 2022 Census Industry Classification Systems. For more information, please see www.bls.gov/cps/documentation.htm#oj.



Detailed Industry Code using the 2002 Census Industry Classification system (TRDTIND1)

TRDTIND1	2002 Industry Description	TEIO1ICD
1	Agriculture	0170-0180, 0290
2	Forestry, logging, fishing, hunting, and trapping	0190-0280
3	Mining	0370-0490
4	Construction	0770
5	Nonmetallic mineral product manufacturing	2470-2590
6	Primary metals and fabricated metal products	2670-2990
7	Machinery manufacturing	3070-3290
8	Computer and electronic product manufacturing	3360-3390
9	Electrical equipment, appliance manufacturing	3470, 3490
10	Transportation equipment manufacturing	3570-3690
11	Wood product manufacturing	3770-3870
12	Furniture and fixtures manufacturing	3890

TRDTIND1	2002 Industry Description	TEIO1ICD
13	Miscellaneous and not specified manufacturing	3960-3990
14	Food manufacturing	1070-1290
15	Beverage and tobacco product manufacturing	1370, 1390
16	Textile, apparel, and leather manufacturing	1470-1790
17	Paper manufacturing and printing	1870-1990
18	Petroleum and coal products manufacturing	2070, 2090
19	Chemical manufacturing	2170-2290
20	Plastics and rubber products manufacturing	2370-2390
21	Wholesale trade	4070-4590
22	Retail trade	4670-5790
23	Transportation and warehousing	6070-6390
24	Utilities	0570-0690
25	Publishing industries (except internet)	6470-6490
26	Motion picture and sound recording industries	6570, 6590
27	Broadcasting (except internet)	6670
28	Internet publishing and broadcasting	6675
29	Telecommunications	6680, 6690
30	Internet service providers and data processing services	6692, 6695
31	Other information services	6770, 6780
32	Finance	6870-6970
33	Insurance	6990
34	Real estate	7070
35	Rental and leasing services	7080-7190
36	Professional, scientific, and technical services	7270-7490
37	Management of companies and enterprises	7570
38	Administrative and support services	7580-7780
39	Waste management and remediation services	7790
40	Educational services	7860-7890
41	Hospitals	8190
42	Health care services, except hospitals	7970-8180, 8270, 8290
43	Social assistance	8370-8470
44	Arts, entertainment, and recreation	8560-8590
45	Traveler accommodation	8660, 8670
46	Food services and drinking places	8680, 8690
47	Repair and maintenance	8770-8890
48	Personal and laundry services	8970-9090
49	Membership associations and organizations	9160-9190
50	Private households	9290
51	Public administration	9370-9590

**Detailed Industry Code using the 2007 Census Industry Classification System
(TRDTIND1)**

TRDTIND1	2007 Industry Description	TEIO1ICD
1	Agriculture	0170-0180, 0290
2	Forestry, logging, fishing, hunting, and trapping	0190-0280
3	Mining	0370-0490
4	Construction	0770
5	Nonmetallic mineral product manufacturing	2470-2590
6	Primary metals and fabricated metal products	2670-2990
7	Machinery manufacturing	3070-3290
8	Computer and electronic product manufacturing	3360-3390
9	Electrical equipment, appliance manufacturing	3470, 3490
10	Transportation equipment manufacturing	3570-3690
11	Wood product manufacturing	3770-3870
12	Furniture and fixtures manufacturing	3890
13	Miscellaneous and not specified manufacturing	3960-3990
14	Food manufacturing	1070-1290
15	Beverage and tobacco product manufacturing	1370, 1390
16	Textile, apparel, and leather manufacturing	1470-1790
17	Paper manufacturing and printing	1870-1990
18	Petroleum and coal products manufacturing	2070, 2090
19	Chemical manufacturing	2170-2290
20	Plastics and rubber products manufacturing	2370-2390
21	Wholesale trade	4070-4590
22	Retail trade	4670-5790
23	Transportation and warehousing	6070-6390
24	Utilities	0570-0690
25	Publishing industries (except internet)	6470-6490
26	Motion picture and sound recording industries	6570, 6590
27	Broadcasting (except internet)	6670
28	Internet publishing and broadcasting	6672
29	Telecommunications	6680, 6690
30	Internet service providers and data processing services	6695
31	Other information services	6770, 6780
32	Finance	6870-6970
33	Insurance	6990
34	Real estate	7070
35	Rental and leasing services	7080-7190
36	Professional, scientific, and technical services	7270-7490
37	Management of companies and enterprises	7570
38	Administrative and support services	7580-7780
39	Waste management and remediation services	7790
40	Educational services	7860-7890
41	Hospitals	8190
42	Health care services, except hospitals	7970-8180, 8270, 8290
43	Social assistance	8370-8470
44	Arts, entertainment, and recreation	8560-8590
45	Traveler accommodation	8660, 8670

TRDTIND1	2007 Industry Description	TEIO1ICD
46	Food services and drinking places	8680, 8690
47	Repair and maintenance	8770-8890
48	Personal and laundry services	8970-9090
49	Membership associations and organizations	9160-9190
50	Private households	9290
51	Public administration	9370-9590

Detailed Industry Code using the 2012 Census Industry Classification System (TRDTIND1)

TRDTIND1	2012 Industry Description	TEIO1ICD
1	Agriculture	0170-0180, 0290
2	Forestry, logging, fishing, hunting, and trapping	0190-0280
3	Mining	0370-0490
4	Construction	0770
5	Nonmetallic mineral product manufacturing	2470-2590
6	Primary metals and fabricated metal products	2670-2990
7	Machinery manufacturing	3070-3290
8	Computer and electronic product manufacturing	3365-3390
9	Electrical equipment, appliance manufacturing	3470, 3490
10	Transportation equipment manufacturing	3570-3690
11	Wood products	3770-3875
12	Furniture and fixtures manufacturing	3895
13	Miscellaneous and not specified manufacturing	3960-3990
14	Food manufacturing	1070-1290
15	Beverage and tobacco products	1370, 1390
16	Textile, apparel, and leather manufacturing	1470-1790
17	Paper and printing	1870-1990
18	Petroleum and coal products	2070, 2090
19	Chemical manufacturing	2170-2290
20	Plastics and rubber products	2370-2390
21	Wholesale trade	4070-4590
22	Retail trade	4670-5790
23	Transportation and warehousing	6070-6390
24	Utilities	0570-0690
25	Publishing industries (except internet)	6470-6490
26	Motion picture and sound recording industries	6570, 6590
27	Broadcasting (except internet)	6670
28	Internet publishing and broadcasting	6672
29	Telecommunications	6680, 6690
30	Internet service providers and data processing services	6695
31	Other information services	6770, 6780
32	Finance	6870-6970
33	Insurance	6990
34	Real estate	7070
35	Rental and leasing services	7080-7190
36	Professional and technical services	7270-7490

TRDTIND1	2012 Industry Description	TEIO1ICD
37	Management of companies and enterprises	7570
38	Administrative and support services	7580-7780
39	Waste management and remediation services	7790
40	Educational services	7860-7890
41	Hospitals	8190
42	Health care services, except hospitals	7970-8180, 8270, 8290
43	Social assistance	8370-8470
44	Arts, entertainment, and recreation	8560-8590
45	Accommodation	8660, 8670
46	Food services and drinking places	8680, 8690
47	Repair and maintenance	8770-8890
48	Personal and laundry services	8970-9090
49	Membership associations and organizations	9160-9190
50	Private households	9290
51	Public administration	9370-9590

Detailed Industry Codes using the 2017 Census Industry Classification system (TRDTIND1)

TRDTIND1	2017 Industry Description	TEIO1ICD
1	Agriculture	0170-0180, 0290
2	Forestry, logging, fishing, hunting, and trapping	0190-0280
3	Mining	0370-0490
4	Construction	0770
5	Nonmetallic mineral product manufacturing	2470-2590
6	Primary metals and fabricated metal products	2670-2990
7	Machinery manufacturing	3070-3291
8	Computer and electronic product manufacturing	3365-3390
9	Electrical equipment, appliance manufacturing	3470, 3490
10	Transportation equipment manufacturing	3570-3690
11	Wood products	3770-3875
12	Furniture and fixtures manufacturing	3895
13	Miscellaneous and not specified manufacturing	3960-3990
14	Food manufacturing	1070-1290
15	Beverage and tobacco products	1370, 1390
16	Textile, apparel, and leather manufacturing	1470-1790
17	Paper and printing	1870-1990
18	Petroleum and coal products	2070, 2090
19	Chemical manufacturing	2170-2290
20	Plastics and rubber products	2370-2390
21	Wholesale trade	4070-4590
22	Retail trade	4670-5790
23	Transportation and warehousing	6070-6390
24	Utilities	0570-0690
25	Publishing industries (except internet)	6470-6490
26	Motion picture and sound recording industries	6570, 6590
27	Broadcasting (except internet)	6670
28	Internet publishing and broadcasting	6672

TRDTIND1	2017 Industry Description	TEIO1ICD
29	Telecommunications	6680, 6690
30	Internet service providers and data processing services	6695
31	Other information services	6770, 6780
32	Finance	6870-6970
33	Insurance	6991, 6992
34	Real estate	7071, 7072
35	Rental and leasing services	7080-7190
36	Professional and technical services	7270-7490
37	Management of companies and enterprises	7570
38	Administrative and support services	7580-7780
39	Waste management and remediation services	7790
40	Educational services	7860-7890
41	Hospitals	8191, 8192
42	Health care services, except hospitals	7970-8180, 8270, 8290
43	Social assistance	8370-8470
44	Arts, entertainment, and recreation	8560-8590
45	Accommodation	8660, 8670
46	Food services and drinking places	8680, 8690
47	Repair and maintenance	8770-8891
48	Personal and laundry services	8970-9090
49	Membership associations and organizations	9160-9190
50	Private households	9290
51	Public administration	9370-9590

Detailed Industry Codes using the 2022 Census Industry Classification system (TRDTIND1)

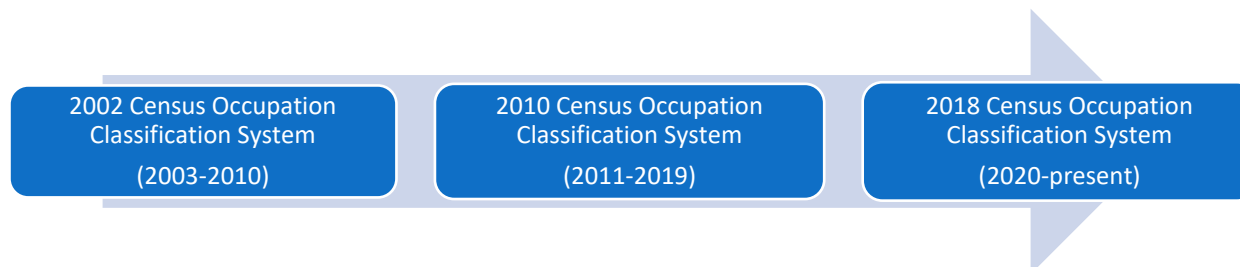
TRDTIND1	2022 Industry Description	TEIO1ICD
1	Agriculture	0170-0180, 0290
2	Forestry, logging, fishing, hunting, and trapping	0190-0280
3	Mining, quarrying, and oil and gas extraction	0370-0490
4	Construction	0770
5	Nonmetallic mineral product manufacturing	2470-2590
6	Primary metals and fabricated metal products	2670-2990
7	Machinery manufacturing	3070-3291
8	Computer and electronic product manufacturing	3365-3390
9	Electrical equipment, appliance manufacturing	3470, 3490
10	Transportation equipment manufacturing	3570-3690
11	Wood products	3770-3875
12	Furniture and fixtures manufacturing	3895
13	Miscellaneous and not specified manufacturing	3960-3990
14	Food manufacturing	1070-1290
15	Beverage and tobacco products	1370, 1390
16	Textile, apparel, and leather manufacturing	1470-1790
17	Paper and printing	1870-1990
18	Petroleum and coal products	2070, 2090
19	Chemical manufacturing	2170-2290
20	Plastics and rubber products	2370-2390

TRDTIND1	2022 Industry Description	TEIO1ICD
21	Wholesale trade	4070-4590
22	Retail trade	4670-5791
23	Transportation and warehousing	6070-6390
24	Utilities	0570-0690
25	Publishing industries (except internet)	6471-6490
26	Motion picture and sound recording industries	6570, 6590
27	Broadcasting (except internet)	6671
28	Not used	
29	Telecommunications	6680, 6690
30	Internet service providers and data processing services	6695
31	Other information services	6770, 6781
32	Finance	6871-6970
33	Insurance	6991, 6692
34	Real estate	7071, 7072
35	Rental and leasing services	7080-7190
36	Professional, scientific, and technical services	7270-7490
37	Management of companies and enterprises	7570
38	Administrative and support services	7580-7780
39	Waste management and remediation services	7790
40	Educational services	7860-7890
41	Hospitals	8191, 8192
42	Health care services, except hospitals	7970-8180, 8270, 8290
43	Social assistance	8370-8470
44	Arts, entertainment, and recreation	8560-8590
45	Accommodation	8660, 8670
46	Food services and drinking places	8680, 8690
47	Repair and maintenance	8770-8891
48	Personal and laundry services	8970-9090
49	Membership associations and organizations	9160-9190
50	Private households	9290
51	Public administration	9370-9590

Beginning with the 2020 ATUS, occupation data were classified using the **2018 Census Occupation Classification System**. This system replaced the 2010 Census Occupation Classification System.

The **2010 Census Occupation Classification System** was incorporated beginning in the 2011 ATUS; it replaced the **2002 Census Occupation Classification System**, which was used by ATUS from 2003 until the 2010 classification scheme was implemented.

The ATUS occupation data are not strictly comparable across the years. For more information, please see www.bls.gov/cps/documentation.htm#oi.



Detailed Occupation Codes using the 2002 Census Occupation Classification system (TRDTOCC1)

Detailed Occupation Code	2002 Occupation Description	Census Occupation Code (TEIO1OCD)
1	Management Occupations	0010–0430
2	Business and financial operations occupations	0500–0950
3	Computer and mathematical science occupations	1000–1240
4	Architecture and engineering occupations	1300–1560
5	Life, Physical, and social science occupations	1600–1960
6	Community and social service occupations	2000–2060
7	Legal occupations	2100–2150
8	Education, training, and library occupations	2200–2550
9	Arts, design, entertainment, sports, and media occupations	2600–2960
10	Healthcare practitioner and technical occupations	3000–3540
11	Healthcare support occupations	3600–3650
12	Protective service occupations	3700–3950
13	Food preparation and serving related occupations	4000–4160
14	Building and grounds cleaning and maintenance occupations	4200–4250
15	Personal care and service occupations	4300–4650
16	Sales and related occupations	4700–4960
17	Office and administrative support occupations	5000–5930
18	Farming, fishing, and forestry occupations	6000–6130
19	Construction and extraction occupations	6200–6940
20	Installation, maintenance, and repair occupations	7000–7620
21	Production occupations	7700–8960
22	Transportation and material moving occupations	9000–9750

**Detailed Occupation Codes using the 2010 Census Occupation Classification system
(TRDTOCC1)**

Detailed Occupation Code	2010 Occupation Description	Census Occupation Code (TEIO1OCD)
1	Management Occupations	0010–0430
2	Business and financial operations occupations	0500–0950
3	Computer and mathematical science occupations	1000–1240
4	Architecture and engineering occupations	1300–1560
5	Life, Physical, and social science occupations	1600–1965
6	Community and social service occupations	2000–2060
7	Legal occupations	2100–2160
8	Education, training, and library occupations	2200–2550
9	Arts, design, entertainment, sports, and media occupations	2600–2960
10	Healthcare practitioner and technical occupations	3000–3540
11	Healthcare support occupations	3600–3655
12	Protective service occupations	3700–3955
13	Food preparation and serving related occupations	4000–4160
14	Building and grounds cleaning and maintenance occupations	4200–4250
15	Personal care and service occupations	4300–4650
16	Sales and related occupations	4700–4965
17	Office and administrative support occupations	5000–5940
18	Farming, fishing, and forestry occupations	6000–6130
19	Construction and extraction occupations	6200–6940
20	Installation, maintenance, and repair occupations	7000–7630
21	Production occupations	7700–8965
22	Transportation and material moving occupations	9000–9750

Detailed Occupation Codes using the 2018 Census Occupation Classification system (PRDTOCC1 and PRDTOCC2)

Detailed Occupation Code	2018 Occupation Description	Census Occupation Code (PEIO1OCD and PEIO2OCD)
1	Management occupations	0010–0440
2	Business and financial operations occupations	0500–0960
3	Computer and mathematical science occupations	1005–1240
4	Architecture and engineering occupations	1305–1560
5	Life, physical, and social science occupations	1600–1980
6	Community and social service occupations	2001–2060
7	Legal occupations	2100–2180
8	Education, training, and library occupations	2205–2555
9	Arts, design, entertainment, sports, and media occupations	2600–2970
10	Healthcare practitioner and technical occupations	3000–3550
11	Healthcare support occupations	3601–3655
12	Protective service occupations	3700–3960
13	Food preparation and serving related occupations	4000–4160
14	Building and grounds cleaning and maintenance occupations	4200–4255
15	Personal care and service occupations	4330–4655
16	Sales and related occupations	4700–4965
17	Office and administrative support occupations	5000–5940
18	Farming, fishing, and forestry occupations	6005–6130
19	Construction and extraction occupations	6200–6950
20	Installation, maintenance, and repair occupations	7000–7640
21	Production occupations	7700–8990
22	Transportation and material moving occupations	9005–9760

Industry Codes (TEIO1ICD)

2002 Census Industry Classification Codes available at <https://www.bls.gov/tus/iocodes/census02iocodes.pdf>

2007 Census Industry Classification Codes available at <https://www.bls.gov/tus/iocodes/census07iocodes.pdf>

2012 Census Industry Classification Codes available at <https://www.bls.gov/tus/iocodes/census12iocodes.pdf>

2017 Census Industry Classification Codes available at <https://www.bls.gov/tus/iocodes/census17iocodes.pdf>

2022 Census Industry Classification Codes available at <https://www.bls.gov/tus/iocodes/census22iocodes.pdf>

Occupation Codes (TEIO1OCD)

2002 Census Occupation Classification Codes available at <https://www.bls.gov/tus/iocodes/census02iocodes.pdf>

2010 Census Occupation Classification Codes available at <https://www.bls.gov/tus/iocodes/census10iocodes.pdf>

2018 Census Occupation Classification Codes available at <https://www.bls.gov/tus/iocodes/census18iocodes.pdf>

Appendix B:
Variables on the 2003-25 ATUS Interview files that do *not* appear on the single-year ATUS Interview files

The 2003-25 ATUS files include additional variables that are not found on the single-year ATUS files. Appendix B provides a list of variables appearing on the multi-year data files, and *not* on the single-year ATUS files. It also indicates on which multi-year file you can find these variables.

Table B
Variables appearing on the 2003-25 ATUS files, but *not* on single-year ATUS files

Variable name	Description of variable	2003-25 Activity File	2003-25 Activity Summary File	2003-25 Roster File	2003-25 Respondent File	2003-25 Who File
An "X" indicates the multi-year file on which the variable appears.						
TRCODEP	Multi-year six digit activity code	X				
TRTIER2P	Pooled lexicon tiers 1 and 2: First four digits of multi-year six-digit activity code.	X				
TRTIER1P	Pooled lexicon tier 1: First and second digits of multi-year six-digit activity code.	X				
TUFNWGTP*	ATUS weight corresponding to 2006 weighting method		X		X	

* While TUFNWGTP does appear on the 2003-25 respondent file, this variable does not have values for 2020 cases

**Appendix C:
Variables on the single-year ATUS Activity files that do not appear on the 2003-25 ATUS Activity file**

The 2003-25 ATUS Activity file includes most, but not all, of the variables available on the single-year ATUS Activity data files. Appendix C provides a list of variables that appear on single-year Activity files, but do *not* appear on the 2003-25 ATUS Activity file. It also indicates where you can find variables not included on the 2003-25 ATUS Activity data file. For example, an “X” in the column titled “2003 ATUS Activity file” indicates that, while the variable does not appear on the 2003-25 ATUS Activity file, it does appear on the 2003 ATUS Activity file. For more information on the variables listed below, please see the single-year data dictionaries, available online at www.bls.gov/tus/dictionaries.htm.

**Table C
Variables *not* appearing on the 2003-25 ATUS Activity file, but appearing on single-year ATUS Activity files**

Variable name	Description of variable	2003 ATUS Activity file	2004 ATUS Activity file	2005 ATUS Activity file	2006 ATUS Activity file	2007 – 2025 ATUS Activity files
An “X” indicates the single-year Activity file on which the variable appears.						
TUTIER1CODE	Lexicon Tier 1: 1st and 2nd digits of 6-digit activity code	X	X	X	X	X
TUTIER2CODE	Lexicon Tier 2: 3rd and 4th digits of 6-digit activity code	X	X	X	X	X
TUTIER3CODE	Lexicon Tier 3: 5th and 6th digits of 6-digit activity code	X	X	X	X	X
TXWHERE	TEWHERE: allocation flag	X	X	X	X	X
TRCODE	Six-digit activity code					X
TRTIER2	First and second activity tiers					X

**Appendix D:
Variables on the single-year ATUS Respondent files that do not appear on the 2003-25 ATUS Respondent File**

The 2003-25 ATUS Respondent file includes most, but not all, of the variables available on the single-year ATUS Respondent data files. Appendix D provides a list of variables that appear on the single-year files, but *not* on the 2003-25 ATUS Respondent file. It also indicates where you can find variables not included on the 2003-25 ATUS Respondent data file. For example, an “X” in the column titled “2003 ATUS Respondent file” indicates that, while the variable does not appear on the 2003-25 ATUS Respondent file, it does appear on the 2003 ATUS Respondent file. For more information on the variables listed below, please see the single-year data dictionaries, available online at www.bls.gov/tus/dictionaries.htm.

**Table D
Variables *not* appearing on the 2003-25 ATUS Respondent file, but appearing on single-year ATUS Respondent files**

Variable name	Description of variable	ATUS 2003 Respondent file	ATUS 2004 Respondent file	ATUS 2005 Respondent file	ATUS 2006 Respondent file	ATUS 2007-2025 Respondent files
		An “X” indicates the single-year Respondent file on which the variable appears				
TU04FWGT	ATUS final weight based on 2004 weighting method	X				
TU06FWGT	ATUS final weight based on 2006 weighting method	X	X	X		
TUBNCHWGT	ATUS benchmark weight	X				
TUCC5B_CK	Reason respondent did not report secondary childcare activities for nonown household children			X	X	X
TUCC5_CK	Reason respondent did not report secondary childcare activities for own household children			X	X	X
TUERN2	Weekly overtime earnings	X	X	X	X	X
TUERNH1C	What is your hourly rate of pay on this job, excluding overtime pay, tips, or commissions?	X	X	X	X	X
TULKDK5	TULKDK1 text: (fifth method)	X	X	X	X	X

Table D
Variables not appearing on the 2003-25 ATUS Respondent file, but appearing on single-year ATUS Respondent files, cont

Variable name	Description of variable	ATUS 2003 Respondent file	ATUS 2004 Respondent file	ATUS 2005 Respondent file	ATUS 2006 Respondent file	ATUS 2007-2025 Respondent files
An "X" indicates the single-year Respondent file on which the variable appears						
TULKDK6	TULKDK1 text: (sixth method)	X	X	X	X	X
TULKPS5	TULKPS1 text: (fifth method)	X	X	X	X	X
TULKPS6	TULKPS1 text: (sixth method)	X	X	X	X	X
TXABRSN	TEABRSN: allocation flag	X	X	X	X	X
TXERN	TEERN: allocation flag	X	X	X	X	X
TXERNH1O	TEERNH1O: allocation flag	X	X	X	X	X
TXERNH2	TEERNH2: allocation flag	X	X	X	X	X
TXERNHRO	TEERNHRO: allocation flag	X	X	X	X	X
TXERNHRY	TEERNHRY: allocation flag	X	X	X	X	X
TXERNPER	TEERNPER: allocation flag	X	X	X	X	X
TXERNRT	TEERNRT: allocation flag	X	X	X	X	X
TXERNUOT	TEERNUOT: allocation flag	X	X	X	X	X
TXERNWKP	TEERNWKP: allocation flag	X	X	X	X	X
TXHRFTPT	TEHRFTPT: allocation flag	X	X	X	X	X
TXHRUSL1	TEHRUSL1: allocation flag	X	X	X	X	X
TXHRUSL2	TEHRUSL2: allocation flag	X	X	X	X	X
TXHRUSLT	TEHRUSLT: allocation flag	X	X	X	X	X
TXIO1COW	TEIO1COW: allocation flag	X	X	X	X	X
TXIO1ICD	TEIO1ICD: allocation flag	X	X	X	X	X
TXIO1OCD	TEIO1OCD: allocation flag	X	X	X	X	X
TXLAYAVL	TELAYAVL: allocation flag	X	X	X	X	X
TXLAYLK	TELAYLK: allocation flag	X	X	X	X	X

Table D
Variables *not* appearing on the 2003-25 ATUS Respondent file, but appearing on single-year ATUS Respondent files, cont

Variable name	Description of variable	ATUS 2003 Respondent file	ATUS 2004 Respondent file	ATUS 2005 Respondent file	ATUS 2006 Respondent file	ATUS 2007-2025 Respondent files
		An "X" indicates the single-year Respondent file on which the variable appears.				
TXLFS	TELF5: allocation flag	X	X	X	X	X
TXLKAVL	TELKAVL: allocation flag	X	X	X	X	X
TXLKM1	TELKM1: allocation flag	X	X	X	X	X
TXMJOT	TEMJOT: allocation flag	X	X	X	X	X
TXRET1	TERET1: allocation flag	X	X	X	X	X
TXSCHENR	TESCHENR: allocation flag	X	X	X	X	X
TXSCHFT	TESCHFT: allocation flag	X	X	X	X	X
TXSCHLVL	TESCHLVL: allocation flag	X	X	X	X	X
TXSPEMPNOT	TESPEMPNOT: allocation flag	X	X	X	X	X
TXSPUHR5	TESPUHR5: allocation flag	X	X	X	X	X
TXTCC	TRTCC_LN and TRTCC: allocation flag	X	X	X	X	X
TXTCCTOT	TRTCCTOT_LN and TRTCCTOT: allocation flag		X	X	X	X
TXTCOC	TRTCOC_LN and TRTCOC: allocation flag	X	X	X	X	X
TXTHH	TRTHH_LN and TRTHH: allocation flag		X	X	X	X
TXTNOHH	TRTNOHH_LN and TRTNOHH: allocation flag		X	X	X	X
TXTO	TRTO_LN and TRTO: allocation flag		X	X	X	X
TXTOHH	TRTOHH_LN and TRTOHH: allocation flag		X	X	X	X
TXTONHH	TRTONHH_LN and TRTONHH: allocation flag		X	X	X	X

Appendix E:
Variables on the single-year ATUS Roster files that do *not* appear on the 2003-25 ATUS Roster File

The 2003-25 ATUS Roster file includes most, but not all, of the variables available on the single-year ATUS Roster data files. Appendix E provides a list of variables that appear on the single-year ATUS Roster files, but do *not* appear on the 2003-25 ATUS Roster file. It also indicates where you can find variables not included on the 2003-25 ATUS Roster data file. For example, an “X” in the column titled “2003 ATUS Roster file” indicates that, while the variable does *not* appear on the 2003-25 ATUS Roster file, it does appear on the 2003 ATUS Roster file. For more information on the variables listed below, please see the single-year data dictionaries, available online at www.bls.gov/tus/dictionaries.htm.

Table E
Variables *not* appearing on the 2003-25 ATUS Roster file, but appearing on single-year ATUS Roster files

Variable name	Description of variable	2003 ATUS Roster file	2004 ATUS Roster file	2005 ATUS Roster file	2006 ATUS Roster file	2007-2025 ATUS Roster files
An “X” indicates the single-year Roster file on which the variable appears.						
TURRP	Relationship to ATUS respondent	X	X			
TXAGE	TEAGE: allocation flag	X	X	X	X	X
TXRRP	TERRP: allocation flag	X	X	X	X	X
TXSEX	TESEX: allocation flag	X	X	X	X	X

Appendix F:
Variables on the single-year ATUS Eldercare Roster files that do *not* appear on the 2011-25 ATUS Eldercare Roster File

The 2011-25 ATUS Eldercare Roster file includes most, but not all, of the variables available on the single-year ATUS Eldercare Roster data files. Because questions about eldercare were introduced in 2011, there are no single-year Eldercare Roster files from 2003-2010. Appendix F provides a list of variables that appear on the single-year ATUS Eldercare Roster files, but do *not* appear on the 2011-25 ATUS Eldercare Roster file. It also indicates where you can find variables not included on the 2011-25 ATUS Eldercare Roster data file. For example, an “X” in the column titled “2011 ATUS Eldercare Roster file” indicates that, while the variable does *not* appear on the 2011-25 ATUS Eldercare Roster file, it does appear on the 2011 ATUS Eldercare Roster file. For more information on the variables listed below, please see the single-year data dictionaries, available online at www.bls.gov/tus/dictionaries.htm.

Table F:
Variables on the single-year ATUS Eldercare Roster files that do *not* appear on the 2011-25 ATUS Eldercare Roster File

Variable name	Description of variable	2011-2025 ATUS Eldercare Roster files
	An “X” indicates the single-year Roster file on which the variable appears.	
TXAGE_EC	TEAGE_EC: allocation flag	X
TXELDUR	TEELDUR: allocation flag	X
TXELWHO	TEELWHO: allocation flag	X
TXELYRS	TEELYRS: allocation flag	X