

PPI Detailed Report

Data for February 2025 Data for December 2017



U.S. Department of Labor

U.S. Bureau of Labor Statistics



**Mining • Manufacturing • Services
Agriculture • Utilities • Construction**

PPI Detailed Report

Data for February 2025

Editors

Joseph Kowal
Gabriel Vera
Timothy Schermerhorn
Nachelle Jackson

Vol. 29, No. 2

Contents

	<i>Page</i>
Producer Price Indexes, February 2025	1
Resampling of Industries	6
Charts	
Final demand	7
Processed goods for intermediate demand	8
Unprocessed goods for intermediate demand	9
Services for intermediate demand	10
Tables	
Producer Price Indexes	
1. Final demand – intermediate demand weights and percent changes, seasonally adjusted	11
2. Selected commodity groupings percent changes by final demand – intermediate demand category	17
3. Final demand – intermediate demand indexes, seasonally adjusted	27
4. Final demand – intermediate demand weights and percent changes, not seasonally adjusted	33
5. Final demand – intermediate demand indexes, not seasonally adjusted	39
6. Selected commodity and service groupings percent changes, not seasonally adjusted	45
7. Commodity and service groupings and individual items, percent changes, not seasonally adjusted	47
8. Commodity and service groupings and individual items, indexes and percent changes, seasonally adjusted	106
9. Commodity and service groupings and individual items indexes, not seasonally adjusted	130
10. Net output of selected industries and industry groups, indexes and percent changes.....	186
11. Net output of selected industries and their products indexes	188
12. Net output of selected industries and their products, percent changes	257
13. Special commodity groupings	330
14. Net inputs to industries, excluding capital investment, labor, and imports	332
15. Industry and industry-classified product indexes recoded, effective February 2025	337
16. New industry and industry-classified product indexes introduced into the Producer Price Index, effective February 2025	338
17. Industry and industry-classified product indexes deleted from the Producer Price Index, effective February 2025	339
18. Commodity-based product indexes, recoded, effective February 2025	340
19. Commodity-based product indexes introduced into the Producer Price Index, effective February 2025..	341
20. Commodity-based product indexes deleted from the Producer Price Index, effective February 2025	342
Technical note	343

Producer Price Index Release Dates

The following is the schedule of release dates for Producer Price Index data for 2025. News releases are issued at 8:30 a.m. eastern time on each release date.

Reference Month	Release Date
December 2024	Jan. 14, 2025
January 2025	Feb. 13, 2025
February 2025	Mar. 13, 2025
March 2025	Apr. 11, 2025
April 2025	May 15, 2025
May 2025	Jun. 12, 2025
June 2025	Jul. 16, 2025
July 2025	Aug. 14, 2025
August 2025	Sep. 10, 2025
September 2025	Oct. 16, 2025
October 2025	Nov. 14, 2025
November 2025	Dec. 11, 2025

Producer Price Indexes – February 2025

The Producer Price Index for final demand was unchanged in February, seasonally adjusted. Final demand prices rose 0.6 percent in January and 0.5 percent in December 2024. (See table A.) On an unadjusted basis, the index for final demand advanced 3.2 percent for the 12 months ended in February.

In February, a 0.3-percent increase in prices for final demand goods offset a 0.2-percent decline in the index for final demand services.

The index for final demand less foods, energy, and trade services moved up 0.2 percent in February after rising 0.3 percent in January. For the 12 months ended in February, prices for final demand less foods, energy, and trade services advanced 3.3 percent.

Final Demand

Final demand goods: The index for final demand goods increased 0.3 percent in February, the fifth consecutive rise. Leading the February advance, prices for final demand foods jumped 1.7 percent. The index for final demand goods less foods and energy moved up 0.4 percent. In contrast, prices for final demand energy fell 1.2 percent.

Product detail: Two-thirds of the February increase in the index for final demand goods is attributable to prices for chicken eggs, which jumped 53.6 percent. The indexes for pork, fresh and dry vegetables, electric power, tobacco products, and carbon steel scrap also moved higher. Conversely, prices for gasoline declined 4.7 percent. The indexes for processed young chickens and for primary basic organic chemicals also decreased. (See table 2.)

Final demand services: The index for final demand services fell 0.2 percent in February, the largest decline since moving down 0.2 percent in July 2024. The February decrease can be traced to margins for final demand trade services, which dropped 1.0 percent. (Trade indexes measure changes in margins received by wholesalers and retailers.) In contrast, prices for final demand services less trade, transportation, and warehousing rose 0.2 percent, while the index for final demand transportation and warehousing services was unchanged.

Product detail: Over 40 percent of the February decline in prices for final demand services is attributable to margins for machinery and vehicle wholesaling, which decreased 1.4 percent. The indexes for food and alcohol retailing; automobiles and automobile parts retailing; apparel, footwear, and accessories retailing; chemicals and allied products

wholesaling; and residential real estate loans (partial) also moved lower. Conversely, prices for inpatient care advanced 0.8 percent. The indexes for hospital outpatient care and for machinery and equipment parts and supplies wholesaling also increased.

Intermediate Demand by Commodity Type

Within intermediate demand in February, the index for processed goods rose 0.5 percent, prices for unprocessed goods increased 1.3 percent, and the index for services fell 0.2 percent. (See tables B and C.)

Processed goods for intermediate demand: Prices for processed goods for intermediate demand moved up 0.5 percent in February, the fifth consecutive advance. Over 40 percent of the broad-based February increase can be traced to a 0.3-percent rise in the index for processed materials less foods and energy. Prices for processed foods and feeds and for processed energy goods also moved higher, 2.0 percent and 0.5 percent, respectively. For the 12 months ended in February, the index for processed goods for intermediate demand advanced 0.3 percent.

Product detail: A major factor in the February rise in prices for processed goods for intermediate demand was a 2.9-percent increase in the index for ethanol. Prices for commercial electric power, natural gas to electric utilities, pork, jet fuel, and thermoplastic resins and plastics materials also advanced. In contrast, the index for diesel fuel declined 3.9 percent. Prices for primary basic organic chemicals and for confectionary materials also fell.

Unprocessed goods for intermediate demand: The index for unprocessed goods for intermediate demand rose 1.3 percent in February, the third consecutive advance. Leading the February increase, prices for unprocessed foodstuffs and feedstuffs jumped 5.1 percent. The index for unprocessed nonfood materials less energy moved up 2.2 percent. Conversely, prices for unprocessed energy materials fell 3.1 percent. For the 12 months ended in February, the index for unprocessed goods for intermediate demand advanced 10.5 percent, the largest 12-month increase since a 10.7-percent rise in December 2022.

Product detail: Leading the February increase in the index for unprocessed goods for intermediate demand, prices for ungraded chicken eggs jumped 111.2 percent. The indexes for raw milk; carbon steel scrap; nonferrous metal ores; construction sand, gravel, and crushed stone; and fresh vegetables (except potatoes) also advanced. In contrast, prices for crude petroleum declined 2.4 percent. The indexes for hay, hayseeds, and oilseeds and for aluminum base scrap also fell.

Chart 1. One-month percent changes in selected PPI final demand price indexes, seasonally adjusted

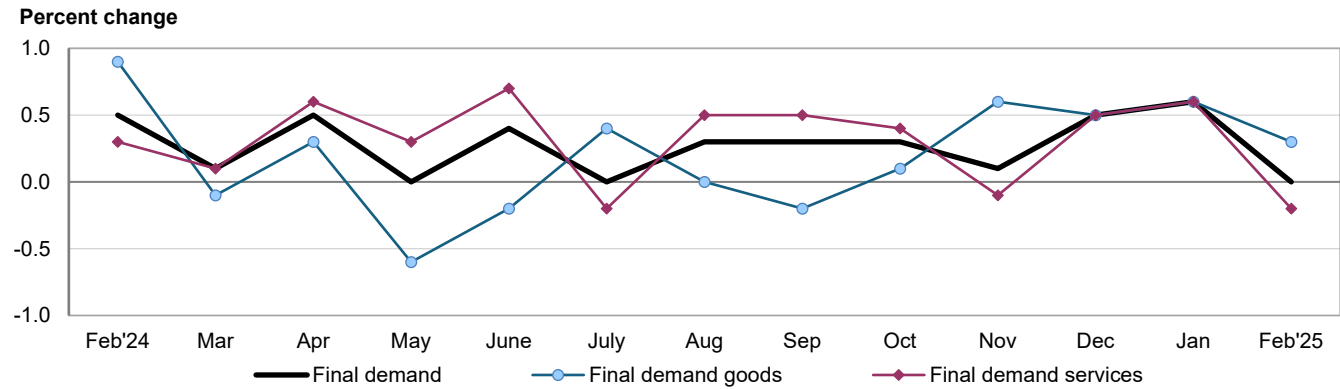


Chart 2. Twelve-month percent changes in selected PPI final demand price indexes, not seasonally adjusted

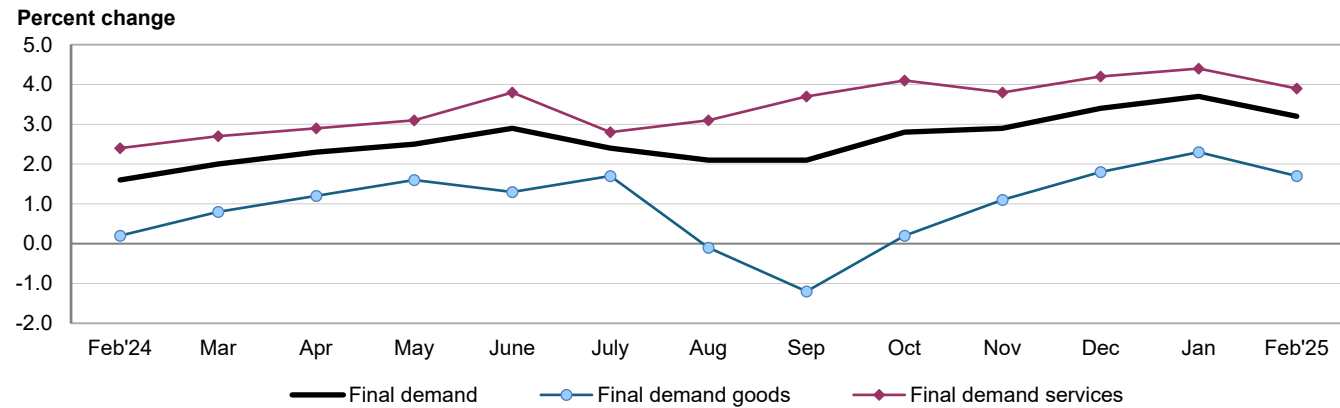


Table A. Monthly and 12-month percent changes in selected final demand price indexes, seasonally adjusted

Month	Total final demand	Final demand less foods, energy, and trade	Final demand goods				Final demand services				Change in final demand from 12 months ago (unadj.)	Change in final demand less foods, energy, and trade from 12 mo. ago (unadj.)
			Total	Foods	Energy	Less foods and energy	Total	Trade	Transportation and warehousing	Other		
2024												
Feb...	0.5	0.3	0.9	1.2	2.7	0.3	0.3	0.2	1.0	0.3	1.6	2.8
Mar...	0.1	0.2	-0.1	-0.1	-0.9	0.0	0.1	-0.3	0.3	0.3	2.0	2.9
Apr....	0.5	0.5	0.3	-0.1	1.0	0.3	0.6	0.5	-0.6	0.7	2.3	3.2
May. ...	0.0	0.2	-0.6	-0.3	-3.5	0.3	0.3	0.6	-0.6	0.3	2.5	3.4
June...	0.4	0.2	-0.2	0.2	-1.6	0.1	0.7	1.8	-0.1	0.2	2.9	3.4
July....	0.0	0.4	0.4	0.2	1.5	0.2	-0.2	-1.7	1.2	0.4	2.4	3.5
Aug....	0.3	0.2	0.0	0.7	-1.5	0.2	0.5	1.1	-0.7	0.4	2.1	3.5
Sept...	0.3	0.2	-0.2	0.5	-2.0	0.1	0.5	1.2	0.0	0.3	2.1	3.4
Oct. ¹ ...	0.3	0.3	0.1	-0.6	0.3	0.2	0.4	0.7	0.3	0.3	2.8	3.6
Nov. ¹ ..	0.1	0.1	0.6	2.1	0.4	0.2	-0.1	-0.6	-0.2	0.2	2.9	3.6
Dec. ¹ ..	0.5	0.4	0.5	0.3	2.1	0.1	0.5	0.4	2.2	0.3	3.4	3.5
2025												
Jan. ¹ ...	0.6	0.3	0.6	1.0	1.8	0.2	0.6	1.2	0.9	0.3	3.7	3.4
Feb. ...	0.0	0.2	0.3	1.7	-1.2	0.4	-0.2	-1.0	0.0	0.2	3.2	3.3

¹ Some of the figures shown above and elsewhere in this release may differ from those previously reported because data for October through January have been revised to reflect the availability of late reports and corrections by respondents.

Table B. Monthly and 12-month percent changes in selected intermediate demand price indexes for goods by commodity type, seasonally adjusted

Month	Processed goods for intermediate demand					Unprocessed goods for intermediate demand				
	Total	Foods and feeds	Energy goods	Less foods and energy	Total, change from 12 months ago (unadj.)	Total	Food-stuffs and feed-stuffs	Energy materials	Nonfood materials less energy	Total, change from 12 months ago (unadj.)
2024										
Feb.....	1.1	0.4	3.6	0.5	-2.0	-0.4	1.3	-1.1	-1.7	-9.3
Mar.....	-0.5	0.1	-0.6	-0.5	-1.8	-1.4	1.6	-5.4	0.7	-6.3
Apr.....	0.5	-0.1	1.2	0.4	-0.6	2.4	0.0	6.0	0.7	-5.0
May.....	-1.2	0.4	-6.6	0.1	-0.6	-0.3	2.0	-3.9	1.8	-0.1
June.....	-0.1	0.6	-0.9	0.0	-0.2	0.5	-1.2	3.1	-0.9	1.7
July.....	0.5	1.0	2.4	0.0	0.8	2.0	1.6	3.2	0.8	1.4
Aug.....	-0.1	0.2	-0.8	0.1	-1.3	-3.2	-0.9	-6.7	-0.9	-3.9
Sept.....	-0.8	0.7	-4.1	-0.1	-2.7	-1.9	3.1	-9.6	1.5	-8.2
Oct. ¹	0.3	-0.2	1.0	0.2	-1.4	2.3	-1.5	7.6	1.1	-4.2
Nov. ¹	0.1	0.6	-0.5	0.1	-0.6	0.0	2.6	-3.0	0.2	-2.2
Dec. ¹	0.2	0.3	1.0	0.0	0.1	2.9	1.2	8.0	-1.7	4.5
2025										
Jan. ¹	1.0	0.7	3.6	0.3	0.9	5.8	2.4	12.4	1.4	8.4
Feb.....	0.5	2.0	0.5	0.3	0.3	1.3	5.1	-3.1	2.2	10.5

¹ Some of the figures shown above and elsewhere in this release may differ from those previously reported because data for October through January have been revised to reflect the availability of late reports and corrections by respondents.

Services for intermediate demand: Prices for services for intermediate demand fell 0.2 percent in February, the same as in January. The February decline can be attributed to the index for services less trade, transportation, and warehousing for intermediate demand, which moved down 0.4 percent. Conversely, prices for transportation and warehousing services for intermediate demand increased 0.1 percent, while the index for trade services for intermediate demand was unchanged. For the 12 months ended in February, prices for services for intermediate demand rose 1.9 percent.

Product detail: Leading the February decrease in the index for services for intermediate demand, prices for nonresidential real estate rents declined 0.4 percent. The indexes for business loans (partial); television advertising time sales; chemicals and allied products wholesaling; securities brokerage, dealing, and investment advice; and airmail and package delivery services (excluding USPS) also moved lower. In contrast, prices for warehousing, storage, and related services rose 1.3 percent. The indexes for business wired telephone services and for building materials, paint, and hardware wholesaling also moved higher.

Table C. Monthly and 12-month percent changes in selected intermediate demand price indexes for services by commodity type, seasonally adjusted

Month	Services for intermediate demand				Total, change from 12 months ago (unadj.)
	Total	Trade	Transportation and warehousing	Other	
2024					
Feb.....	0.0	-1.7	0.9	0.3	3.3
Mar.....	0.2	0.1	0.0	0.3	3.8
Apr.....	0.2	-0.4	0.4	0.4	3.4
May.....	0.3	0.6	0.5	0.1	3.5
June.....	0.5	0.8	-0.3	0.5	4.0
July.....	0.3	0.4	0.7	0.2	3.6
Aug.....	0.1	0.2	-0.2	0.2	3.8
Sept.....	0.2	0.3	0.1	0.2	3.6
Oct. ¹	0.1	0.2	0.3	0.0	3.8
Nov. ¹	-0.2	0.7	0.1	-0.4	3.0
Dec. ¹	0.5	-0.1	1.0	0.6	3.0
2025					
Jan. ¹	-0.2	-0.6	0.4	-0.2	2.1
Feb.....	-0.2	0.0	0.1	-0.4	1.9

¹ Some of the figures shown above and elsewhere in this release may differ from those previously reported because data for October through January have been revised to reflect the availability of late reports and corrections by respondents.

Intermediate Demand by Production Flow

Stage 4 intermediate demand: Prices for stage 4 intermediate demand were unchanged in February following a 0.2-percent rise in January. In February, a 0.3-percent increase in the index for total goods inputs to stage 4 intermediate demand offset a 0.3-percent decline in prices for total services inputs. (See table D.) Advances in the indexes for commercial electric power, pork, machinery and equipment parts and supplies wholesaling, and ungraded chicken eggs offset decreases in the indexes for nonresidential real estate rents, gasoline, business loans (partial), and chemicals and allied products wholesaling. For the 12 months ended in February, prices for stage 4 intermediate demand moved up 2.0 percent.

Stage 3 intermediate demand: The index for stage 3 intermediate demand rose 0.7 percent in February, the fourth consecutive advance. In February, prices for total goods inputs to stage 3 intermediate demand moved up 1.9 percent. Conversely, the index for total services inputs declined 0.2 percent. Increases in the indexes for ungraded chicken eggs; raw milk; jet fuel; thermoplastic resins and plastics materials; commercial electric power; and building materials, paint, and hardware wholesaling outweighed decreases in prices for diesel fuel, television advertising time sales, and business loans (partial). For the 12 months ended in February, the index for stage 3 intermediate demand rose 2.1 percent.

Stage 2 intermediate demand: Prices for stage 2 intermediate demand moved down 0.5 percent in February following a 1.8-percent increase in January. In February, the index for total goods inputs to stage 2 intermediate demand declined 1.0 percent, and prices for total services inputs fell 0.2 percent. Decreases in the indexes for crude petroleum, gas fuels, business loans (partial), broadcast and network television advertising time sales, oilseeds, and primary basic organic chemicals outweighed advances in prices for carbon steel scrap, ethanol, and deposit services (partial). For the 12 months ended in February, the index for stage 2 intermediate demand rose 2.3 percent.

Stage 1 intermediate demand: The index for stage 1 intermediate demand rose 0.1 percent in February, the third consecutive increase. In February, prices for total goods inputs to stage 1 intermediate demand advanced 0.6 percent. In contrast, the index for total services inputs fell 0.3 percent. Increases in the indexes for commercial electric power; carbon steel scrap; directory and mailing list publishing sales; natural gas to electric utilities; and building materials, paint, and hardware wholesaling outweighed declines in prices for nonresidential real estate rents, diesel fuel, data processing and related services, and primary basic organic chemicals. For the 12 months ended in February, the index for stage 1 intermediate demand moved up 1.0 percent.

Table D. Monthly percent changes in selected intermediate demand price indexes by production flow, seasonally adjusted

Month	Stage 4 intermediate demand			Stage 3 intermediate demand			Stage 2 intermediate demand			Stage 1 intermediate demand		
	Total	Goods inputs	Services inputs	Total	Goods inputs	Services inputs	Total	Goods inputs	Services inputs	Total	Goods inputs	Services inputs
2024												
Feb.....	0.0	0.3	-0.2	0.8	2.0	-0.1	0.0	-0.7	0.6	0.2	1.0	-0.5
Mar.....	0.1	-0.2	0.4	-0.1	-0.2	0.0	-0.9	-2.4	0.1	-0.2	-0.7	0.3
Apr.....	0.4	0.4	0.4	0.2	0.3	0.1	1.3	2.8	0.2	0.3	0.4	0.1
May.....	-0.1	-0.2	0.0	-0.3	-1.2	0.4	-0.2	-1.3	0.5	-0.5	-1.3	0.2
June.....	0.1	-0.1	0.3	0.0	-0.3	0.3	0.7	1.2	0.5	0.1	-0.3	0.5
July.....	0.5	0.1	0.8	0.7	1.2	0.3	0.6	1.5	-0.1	0.6	0.7	0.5
Aug.....	0.0	0.0	0.1	-0.2	-0.4	0.0	-1.1	-2.9	0.2	0.1	-0.1	0.2
Sept.....	0.0	0.1	-0.1	-0.1	-0.5	0.3	-1.2	-3.7	0.6	-0.5	-0.9	-0.1
Oct. ¹	0.2	0.1	0.3	0.0	-0.1	0.0	1.3	3.3	0.0	0.1	0.2	0.0
Nov. ¹	0.1	0.3	-0.1	0.1	0.6	-0.3	-0.8	-1.4	-0.4	-0.1	0.0	-0.1
Dec. ¹	0.4	0.2	0.6	0.4	0.3	0.4	1.3	2.7	0.5	0.4	0.0	0.7
2025												
Jan. ¹	0.2	0.4	0.1	0.8	2.0	-0.2	1.8	5.5	-0.7	0.6	1.1	0.1
Feb.....	0.0	0.3	-0.3	0.7	1.9	-0.2	-0.5	-1.0	-0.2	0.1	0.6	-0.3

¹ Some of the figures shown above and elsewhere in this release may differ from those previously reported because data for October through January have been revised to reflect the availability of late reports and corrections by respondents.

Resampling of Industries – February 2025

Effective with this report, the Producer Price Index (PPI) includes data for 13 resampled industries classified according to the 2022 North American Industry Classification System (NAICS). The Bureau of Labor Statistics periodically updates the sample of producers providing data for the PPI to reflect current conditions more accurately when the structure, membership, technology, or product mix of an industry shifts.

The first results of this systematic process were published in July 1986. Subsequent efforts have been completed at regular intervals.

For information on specific index additions, deletions, and recodes effective February 2025, see tables 15 through 20 of this report or contact the PPI Section of Index Analysis and Public Information at ppi-info@bls.gov or (202) 691-7705.

<i>NAICS Code</i>	<i>Industry</i>
211120	Crude petroleum extraction*
211130	Natural gas extraction**
212323	Kaolin, clay, and ceramic and refractory minerals mining
331513	Steel foundries, except investment
334519	Other measuring and controlling device manufacturing
335312	Motor and generator manufacturing

<i>NAICS Code</i>	<i>Industry</i>
459120	Hobby, toy, and game retailers
482111	Line-haul railroads
484110	General freight trucking, local
484210	Used household and office goods moving
523150	Investment banking and securities intermediation
562111	Solid waste collection services
713940	Fitness and recreational sports centers

* This update reflects a transition to NAICS 2022 and includes information previously included under PPI-published industry code NAICS 211111.

** This update reflects a transition to NAICS 2022 and includes information previously included under PPI-published industry codes NAICS 211111 and NAICS 211112.

Chart 1. The Final Demand Index and its component indexes, January 2021 through February 2025, 12-month percentage changes

Percent change

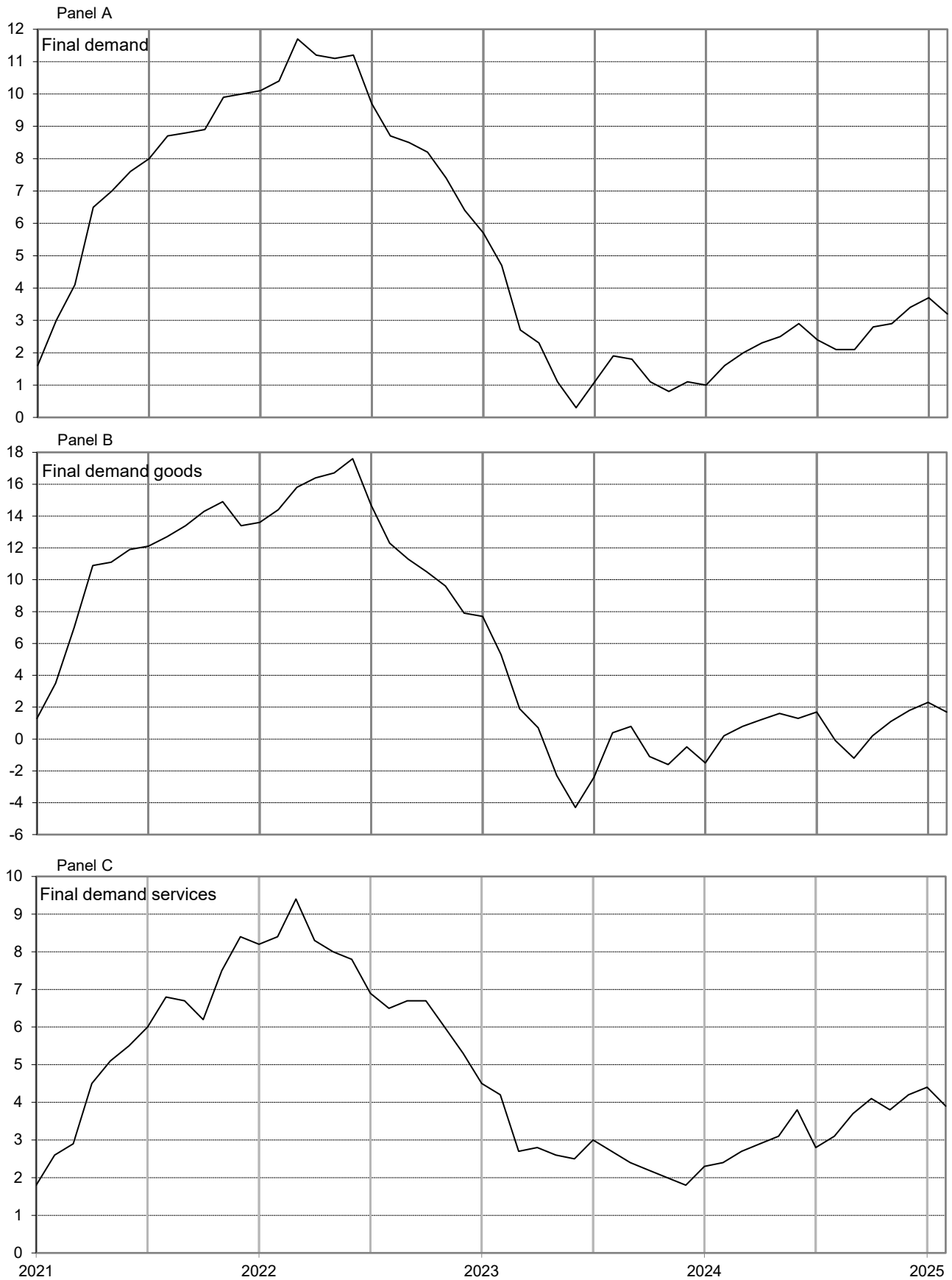


Chart 2. The Processed Goods for Intermediate Demand Index and its component indexes, January 2021 through February 2025, 12-month percentage changes

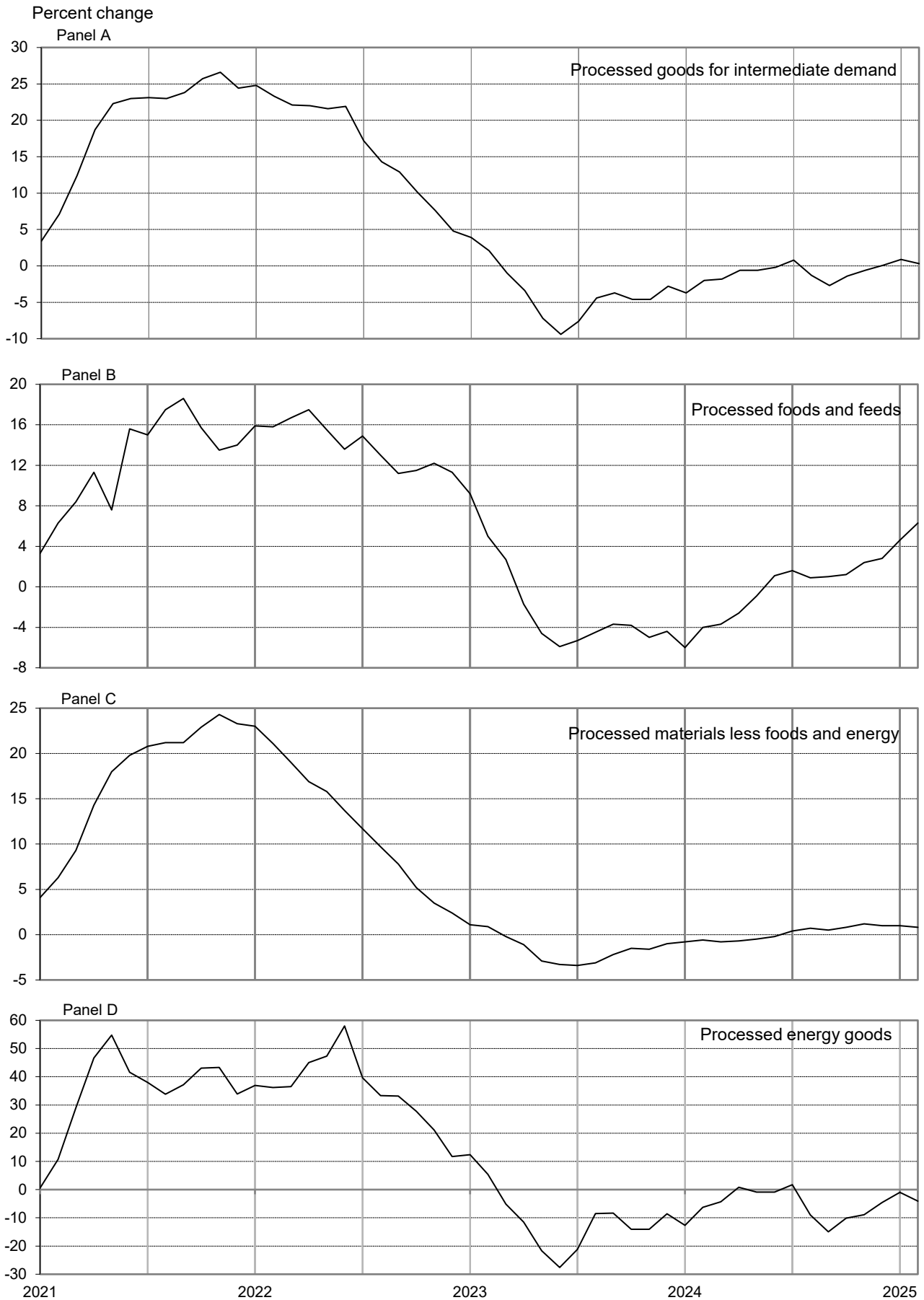


Chart 3. The Unprocessed Goods for Intermediate Demand Index and its component indexes, January 2021 through February 2025, 12-month percentage changes

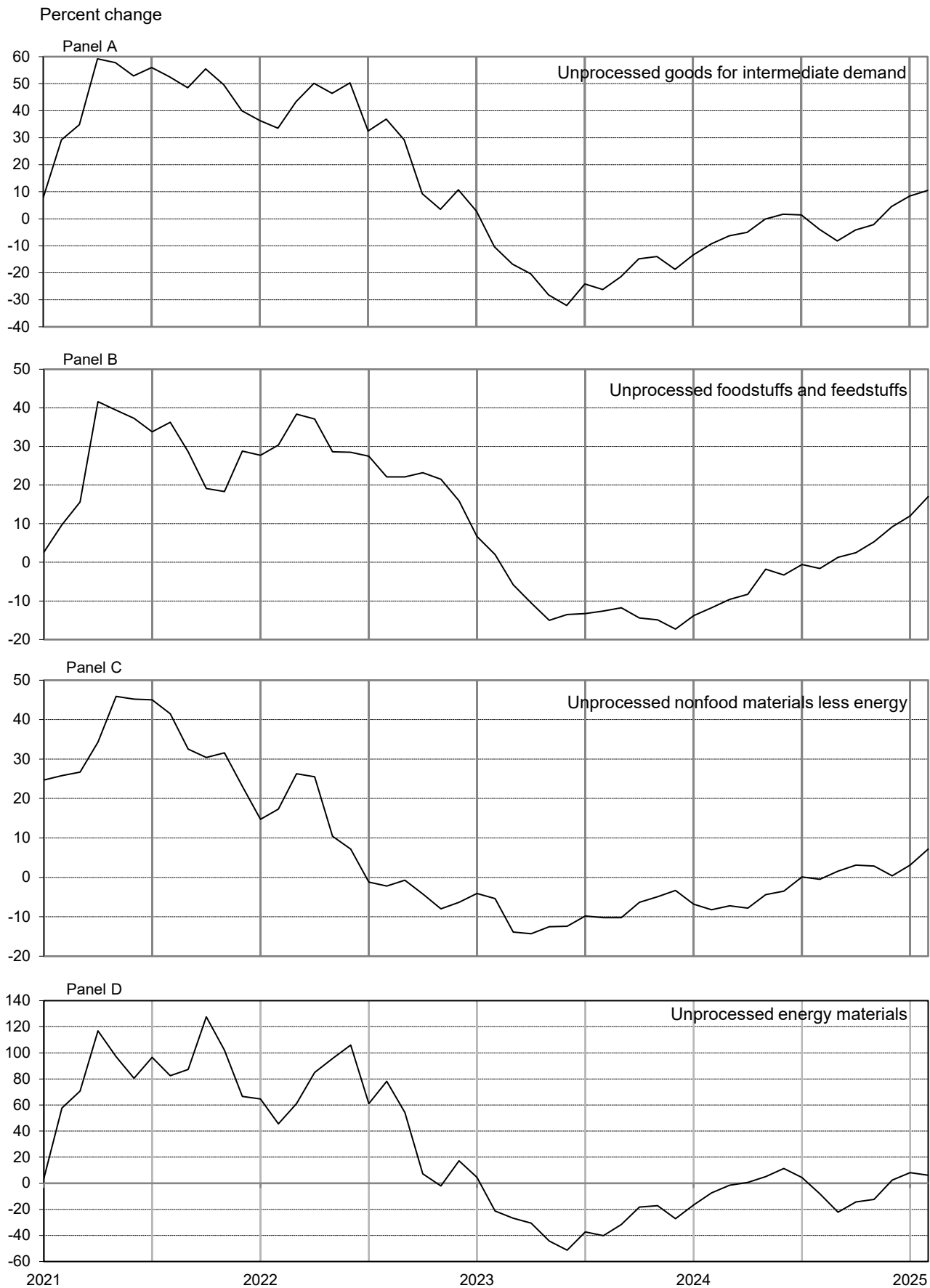
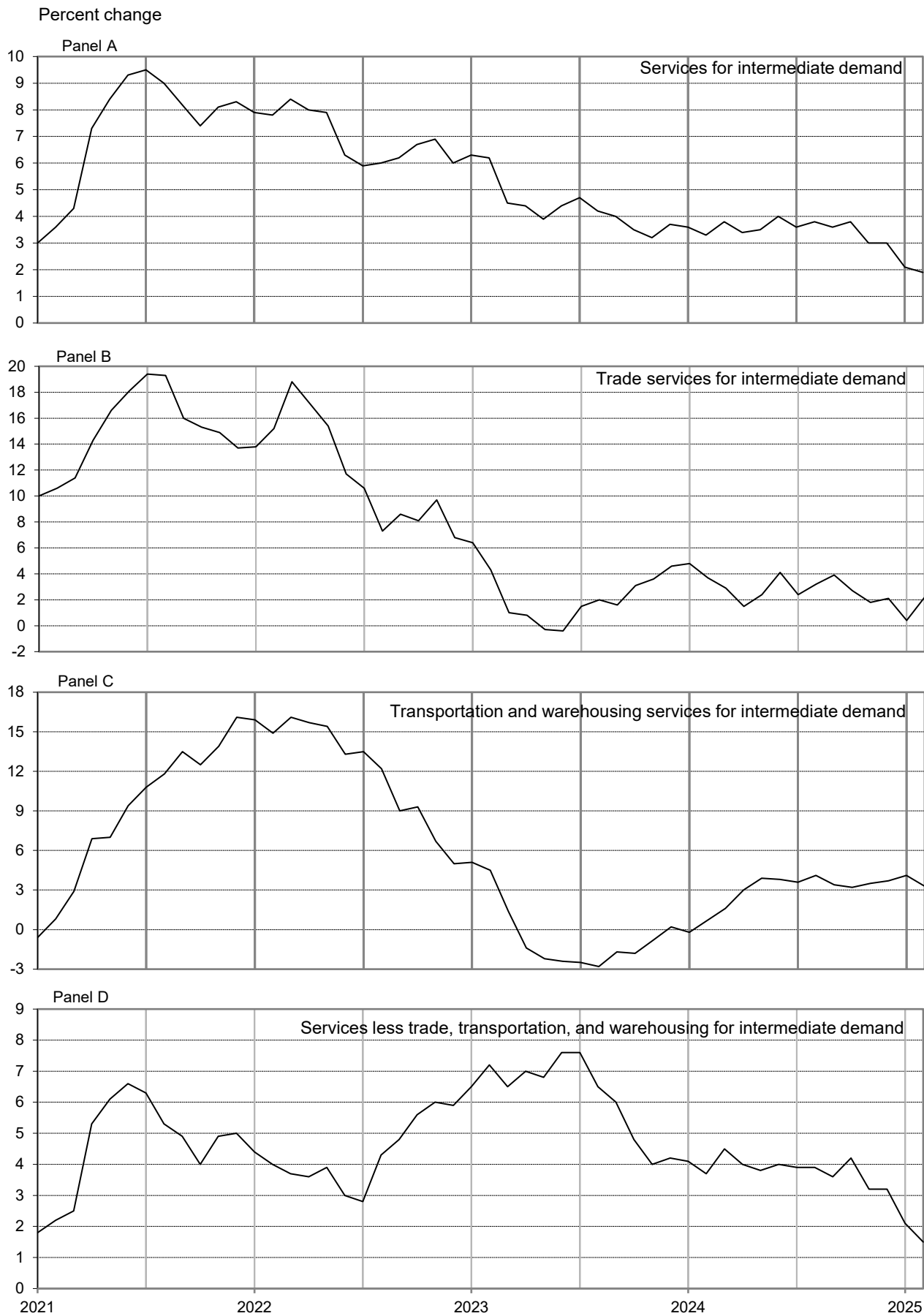


Chart 4. The Services for Intermediate Demand Index and its component indexes, January 2021 through February 2025, 12-month percentage changes



Source: U.S. Bureau of Labor Statistics, Producer Price Index Program

Table 1. Producer price index percentage changes and weights for Final Demand-Intermediate Demand groupings, seasonally adjusted
[February 2025]

Grouping	Commodity code		Relative Importance Dec. 2024 ¹	Unadjusted 12-month percent change ² Feb. 2024 to Feb. 2025 ^P	Seasonally adjusted 1-month percent change ²				
	Group code	Item code			Sept. to Oct.	Oct. to Nov. ^P	Nov. to Dec. ^P	Dec. to Jan. ^P	Jan. to Feb. ^P
Final Demand									
Final demand.....	FD	4	100.000	3.2	0.3	0.1	0.5	0.6	0.0
Final demand goods.....	FD	41	29.859	1.7	0.1	0.6	0.5	0.6	0.3
Final demand foods.....	FD	411	5.743	5.9	-0.6	2.1	0.3	1.0	1.7
Finished consumer foods ³	FD	4111	4.463	6.7	-0.9	2.5	0.3	1.1	2.0
Finished consumer foods, crude.....	FD	41113	0.469	37.2	-9.2	22.9	3.7	5.8	16.6
Finished consumer foods, processed.....	FD	41112	3.994	3.5	0.0	0.6	0.0	0.5	0.2
Government purchased foods.....	FD	4112	0.413	5.4	0.3	0.5	-0.1	0.8	1.1
Foods for export.....	FD	4113	0.867	2.4	0.5	1.0	0.3	0.6	0.7
Final demand energy.....	FD	412	5.265	-3.7	0.3	0.4	2.1	1.8	-1.2
Finished consumer energy goods ³	FD	4121	4.163	-2.8	0.2	0.6	2.5	1.1	-1.8
Government purchased energy.....	FD	4122	0.751	-6.5	0.9	-0.3	0.9	4.6	1.0
Energy for export.....	FD	4123	0.351	-7.3	0.8	-0.8	-0.3	5.4	1.1
Final demand goods less foods and energy.....	FD	413	18.852	2.1	0.2	0.2	0.1	0.2	0.4
Finished goods less foods and energy ³	FD	4131	10.887	2.3	0.1	0.2	0.2	0.0	0.3
Finished consumer goods less foods and energy.....	FD	41311	5.776	2.1	0.1	0.3	0.1	-0.2	0.4
Nondurable consumer goods less foods and energy.....	FD	413111	3.523	2.3	0.1	0.4	0.1	-0.4	0.6
Durable consumer goods.....	FD	413112	2.253	1.6	0.1	0.1	0.2	0.1	0.2
Private capital equipment.....	FD	41312	5.111	2.5	0.2	0.2	0.2	0.3	0.2
Private capital equipment for manufacturing industries.....	FD	413121	1.263	3.2	0.3	0.2	0.3	0.4	0.2
Private capital equipment for nonmanufacturing industries.....	FD	413122	3.848	2.3	0.1	0.2	0.2	0.3	0.2
Government purchased goods, excluding foods and energy.....	FD	4132	1.957	2.4	0.0	0.1	0.3	0.6	0.2
Government purchased goods excluding foods, energy, and capital equipment.....	FD	41321	1.135	2.5	-0.1	0.0	0.2	0.8	0.2
Government purchased capital equipment.....	FD	41322	0.822	2.3	0.1	0.2	0.5	0.3	0.1
Goods for export, excluding foods and energy.....	FD	4133	6.008	1.6	0.3	0.1	-0.2	0.3	0.5
Final demand services.....	FD	42	67.520	3.9	0.4	-0.1	0.5	0.6	-0.2
Final demand trade services ⁴	FD	423	19.199	4.0	0.7	-0.6	0.4	1.2	-1.0
Trade of finished goods ³	FD	4231	16.476	3.6	0.5	-0.6	0.6	1.1	-1.1
Trade of personal consumption goods.....	FD	42311	13.363	2.2	-0.2	-0.1	0.9	0.6	-1.1
Trade of private capital equipment.....	FD	42312	3.113	10.3	3.5	-2.5	-0.6	3.2	-1.0
Trade of government purchased goods.....	FD	4232	0.769	7.4	1.9	-0.9	-0.5	1.7	-0.3
Trade of government purchased goods, excluding capital equipment.....	FD	42321	0.474	4.4	0.5	0.8	-0.2	0.1	0.2
Trade of government purchased capital equipment.....	FD	42322	0.295	12.2	4.2	-3.3	-1.0	4.1	-1.1
Trade of exports.....	FD	4233	1.954	5.9	1.9	-0.6	-0.7	1.4	-0.4
Final demand transportation and warehousing services.....	FD	422	4.899	2.6	0.3	-0.2	2.2	0.9	0.0
Transportation of passengers for final demand.....	FD	4221	1.299	2.3	1.9	-0.5	4.9	0.1	0.0
Transportation of private passengers.....	FD	42211	0.876	2.3	1.9	-0.5	4.9	0.1	0.0
Transportation of government passengers.....	FD	42212	0.105	2.3	1.9	-0.5	4.9	0.1	0.0
Transportation of passengers for export.....	FD	42213	0.318	2.4	1.9	-0.5	5.0	0.1	0.0
Transportation and warehousing of goods for final demand.....	FD	4222	3.600	2.7	-0.3	-0.2	1.3	1.3	0.0
Transportation and warehousing of finished goods ³	FD	42221	2.322	2.6	-0.3	-0.3	1.3	1.4	0.0
Transportation and warehousing of personal consumption goods.....	FD	422211	1.874	2.6	-0.3	-0.2	1.2	1.4	0.0
Transportation and warehousing of private capital equipment.....	FD	422212	0.448	2.3	-0.4	-0.4	1.3	1.6	0.0
Transportation and warehousing of government purchased goods.....	FD	42222	0.217	2.8	-0.2	-0.2	1.0	1.4	0.1
Transportation and warehousing of exports.....	FD	42223	1.061	2.8	-0.2	0.1	1.3	0.9	-0.1
Final demand services less trade, transportation, and warehousing.....	FD	421	43.425	4.0	0.3	0.2	0.3	0.3	0.2
Finished services less trade, transportation, and warehousing ³	FD	4211	37.805	4.0	0.4	0.2	0.3	0.3	0.2
Finished consumer services less trade, transportation, and warehousing.....	FD	42111	33.356	4.0	0.4	0.2	0.3	0.4	0.2
Private capital investment services less trade, transportation, and warehousing.....	FD	42112	4.449	3.8	0.1	0.2	0.1	0.1	0.1
Government purchased services less trade, transportation, and warehousing.....	FD	4212	2.836	3.7	0.4	-0.1	0.3	0.5	-0.1
Gov. purchased services less trade, transportation, and warehousing, excl. capital investment.....	FD	42121	2.672	3.5	0.4	-0.1	0.4	0.5	-0.2
Government purchased capital investment services less trade, transportation, and warehousing.....	FD	42122	0.164	5.6	0.6	0.1	-0.5	0.1	-0.2
Services for export less trade, transportation, and warehousing.....	FD	4213	2.784	4.6	0.0	0.3	0.1	-0.2	0.0
Final demand construction.....	FD	43	2.621	1.7	-0.2	0.0	0.1	0.4	-0.1
Construction for private capital investment.....	FD	431	1.816	1.3	-0.3	0.0	0.2	0.3	-0.1
Construction for government.....	FD	432	0.805	2.5	-0.1	0.0	0.1	0.6	0.0
Special Groupings of Final Demand									
Final demand less exports.....	FD	49101	86.657	3.2	0.3	0.1	0.5	0.6	-0.1
Final demand less government.....	FD	49102	92.147	3.2	0.3	0.1	0.5	0.6	0.0

See footnotes at end of table.

Table 1. Producer price index percentage changes and weights for Final Demand-Intermediate Demand groupings, seasonally adjusted — Continued
[February 2025]

Grouping	Commodity code		Relative Importance Dec. 2024 ¹	Unadjusted 12-month percent change ² Feb. 2024 to Feb. 2025 ^P	Seasonally adjusted 1-month percent change ²				
	Group code	Item code			Sept. to Oct.	Oct. to Nov. ^P	Nov. to Dec. ^P	Dec. to Jan. ^P	Jan. to Feb. ^P
Final demand less foods, food and nonalcoholic beverages for immediate consumption, and energy ⁵	FD	49103	88.564	3.4	0.4	0.0	0.4	0.5	-0.1
Final demand less foods and energy ⁵	FD	49104	88.992	3.4	0.4	0.0	0.4	0.5	-0.1
Final demand less foods and food and nonalcoholic beverages for immediate consumption ⁵	FD	49105	93.829	3.0	0.4	0.0	0.5	0.6	-0.1
Final demand less foods ⁵	FD	49106	94.257	3.0	0.4	0.0	0.5	0.6	-0.1
Final demand less energy.....	FD	49107	94.735	3.6	0.3	0.1	0.4	0.5	0.1
Final demand less trade services.....	FD	49108	80.801	3.0	0.2	0.3	0.5	0.5	0.2
Final demand less distributive services ⁶	FD	49109	77.201	3.0	0.2	0.3	0.4	0.4	0.2
Final demand goods less energy.....	FD	49111	24.595	3.0	0.0	0.6	0.1	0.4	0.7
Final demand goods less foods.....	FD	49112	24.117	0.7	0.2	0.2	0.5	0.5	0.0
Final demand services less trade services.....	FD	49113	48.324	3.9	0.3	0.1	0.5	0.4	0.2
Final demand distributive services ⁶	FD	49114	22.799	3.8	0.5	-0.5	0.5	1.2	-0.8
Final demand goods plus final demand distributive services ⁶	FD	49115	52.659	2.6	0.3	0.1	0.5	0.9	-0.2
Final demand less foods, energy, and trade services ⁵	FD	49116	69.793	3.3	0.3	0.1	0.4	0.3	0.2
Private and government purchased capital equipment.....	FD	49117	5.933	2.5	0.2	0.2	0.3	0.3	0.2
Private and government purchased capital investment services.....	FD	49118	8.469	6.4	1.5	-1.0	-0.1	1.5	-0.4
Total private and government purchased capital investment.....	FD	49119	14.402	4.3	0.8	-0.4	0.0	0.9	-0.1
Total finished ³	FD	49201	78.808	3.3	0.3	0.2	0.5	0.6	-0.1
Total finished less foods, food and nonalcoholic beverages for immediate consumption, and energy ^{3, 5}	FD	49202	69.758	3.5	0.3	0.0	0.4	0.5	-0.1
Total finished less foods and energy ^{3, 5}	FD	49203	70.182	3.5	0.3	0.0	0.4	0.5	-0.1
Total finished less foods and food and nonalcoholic beverages for immediate consumption ^{3, 5}	FD	49204	73.921	3.1	0.3	0.0	0.5	0.5	-0.2
Total finished less foods ^{3, 5}	FD	49205	74.345	3.1	0.3	0.0	0.5	0.5	-0.2
Total finished less energy ³	FD	49206	74.645	3.7	0.3	0.1	0.4	0.5	0.0
Finished goods ³	FD	49207	19.513	2.1	-0.1	0.8	0.7	0.5	0.2
Finished goods less energy ³	FD	49208	15.350	3.5	-0.1	0.9	0.2	0.3	0.8
Finished goods, excluding foods ^{3, 5}	FD	49209	15.050	0.8	0.2	0.3	0.8	0.3	-0.3
Finished services ³	FD	49210	57.479	3.8	0.4	-0.1	0.5	0.6	-0.2
Private capital investment services.....	FD	49211	8.010	6.2	1.4	-0.9	-0.1	1.4	-0.3
Finished distributive services ^{3, 6}	FD	49212	18.798	3.5	0.4	-0.6	0.7	1.1	-0.9
Finished services less trade services ³	FD	49213	41.003	3.9	0.4	0.1	0.4	0.4	0.2
Finished services less distributive services ^{3, 6}	FD	49214	38.681	3.9	0.4	0.2	0.4	0.3	0.2
Total private capital investment (goods, services, and construction).....	FD	49215	14.937	4.3	0.8	-0.4	0.1	0.9	-0.1
Finished goods plus finished distributive services ^{3, 6}	FD	49216	38.311	2.8	0.2	0.1	0.7	0.8	-0.4
Total exports.....	FD	49301	13.343	2.7	0.5	0.0	0.1	0.6	0.2
Goods for export.....	FD	49302	7.226	1.2	0.3	0.1	-0.1	0.6	0.5
Services for export.....	FD	49303	6.117	4.6	0.7	-0.1	0.3	0.5	-0.1
Total government purchases.....	FD	49401	7.853	2.5	0.4	-0.1	0.3	1.1	0.1
Government purchased goods.....	FD	49402	3.121	0.3	0.3	0.1	0.4	1.6	0.5
Government purchased services.....	FD	49403	3.927	4.3	0.7	-0.2	0.3	0.8	-0.2
Total government purchased capital investment (goods, services, construction).....	FD	49404	2.086	4.0	0.7	-0.4	0.0	0.9	-0.1
Government purchases, defense.....	FD	49405	2.335	2.0	0.6	-0.3	0.3	1.5	0.2
Government purchases, non-defense.....	FD	49406	5.518	2.7	0.4	0.0	0.3	0.9	0.1
Personal consumption.....	FD	49501	63.871	3.1	0.1	0.3	0.6	0.5	-0.1
Personal consumption goods (finished consumer goods).....	FD	49502	14.402	1.9	-0.1	1.0	0.9	0.6	0.2
Personal consumption goods less energy.....	FD	49503	10.239	4.0	-0.3	1.2	0.2	0.3	1.1
Personal consumption goods less foods.....	FD	49504	9.939	-0.1	0.2	0.4	1.1	0.3	-0.5
Personal consumption nondurable goods less foods.....	FD	49508	7.686	-0.6	0.2	0.5	1.4	0.4	-0.8
Personal consumption services.....	FD	49505	49.469	3.4	0.2	0.1	0.6	0.5	-0.1
Personal consumption less trade services.....	FD	49506	50.508	3.3	0.2	0.4	0.6	0.5	0.2
Personal consumption less distributive services ⁶	FD	49507	48.634	3.4	0.3	0.4	0.6	0.4	0.2
Personal consumption less foods and energy.....	FD	49510	55.245	3.3	0.2	0.1	0.5	0.4	-0.1
Personal consumption less foods, energy, and trade services ⁴	FD	49511	41.882	3.6	0.4	0.2	0.4	0.3	0.2
Personal consumption less foods, energy, and distributive services ⁶	FD	49512	40.008	3.7	0.4	0.2	0.4	0.3	0.3
Personal consumption goods plus personal consumption distributive services ⁶	FD	49509	29.639	2.1	-0.2	0.4	0.9	0.6	-0.4
Intermediate Demand by Commodity Type									
Processed goods									
Processed goods for intermediate demand.....	ID6	1	100.000	0.3	0.3	0.1	0.2	1.0	0.5
Materials and components for manufacturing.....	ID6	11	43.625	1.1	0.1	0.2	-0.1	0.4	0.7
Materials for manufacturing.....	ID6	111	26.711	1.0	0.2	0.3	-0.1	0.4	1.0
Materials for food manufacturing.....	ID6	1111	4.626	9.5	-0.7	1.1	0.4	0.8	2.9
Materials for nondurable manufacturing.....	ID6	1112	11.860	2.2	-0.2	-0.5	0.5	1.1	0.1
Materials for durable manufacturing.....	ID6	1113	10.225	-3.8	1.0	0.8	-1.1	-0.7	1.3
Components for manufacturing.....	ID6	112	16.914	1.3	0.0	0.2	0.0	0.4	0.1

See footnotes at end of table.

Table 1. Producer price index percentage changes and weights for Final Demand-Intermediate Demand groupings, seasonally adjusted — Continued
[February 2025]

Grouping	Commodity code		Relative Importance Dec. 2024 ¹	Unadjusted 12-month percent change ² Feb. 2024 to Feb. 2025 ^P	Seasonally adjusted 1-month percent change ²				
	Group code	Item code			Sept. to Oct.	Oct. to Nov. ^P	Nov. to Dec. ^P	Dec. to Jan. ^P	Jan. to Feb. ^P
Components for nondurable manufacturing.....	ID6	1121	0.817	1.8	0.1	0.0	0.0	0.5	-0.4
Components for durable manufacturing.....	ID6	1122	16.097	1.3	0.0	0.2	0.0	0.4	0.1
Materials and components for construction.....	ID6	12	10.891	0.7	0.3	0.1	0.1	0.2	0.1
Materials for construction.....	ID6	121	4.858	1.6	0.6	0.3	0.2	0.2	-0.1
Components for construction.....	ID6	122	6.033	-0.1	0.0	-0.1	0.0	0.1	0.2
Processed fuels and lubricants for intermediate demand.....	ID6	13	17.734	-4.1	1.0	-0.5	1.0	3.6	0.5
Processed fuels and lubricants to manufacturing industries.....	ID6	131	4.479	-2.6	1.2	-1.5	0.7	3.0	0.1
Processed fuels and lubricants to nonmanufacturing industries.....	ID6	132	13.255	-4.6	0.9	-0.2	1.1	3.8	0.6
Containers for intermediate demand.....	ID6	14	3.177	3.3	0.4	0.0	0.1	0.5	0.2
Supplies for intermediate demand.....	ID6	15	24.574	2.0	0.1	0.1	0.0	0.4	0.4
Supplies to manufacturing industries.....	ID6	151	3.319	2.6	0.2	0.4	-0.1	0.4	0.0
Supplies to nonmanufacturing industries.....	ID6	152	21.255	1.9	0.1	0.1	0.0	0.5	0.4
Supplies to nonmanufacturing industries, feeds.....	ID6	1521	2.073	-0.7	0.9	-0.8	0.4	0.1	0.7
Supplies to nonmanufacturing industries, other than feeds.....	ID6	1522	19.182	2.2	0.0	0.2	0.0	0.5	0.4
Unprocessed goods									
Unprocessed goods for intermediate demand.....	ID6	2	100.000	10.5	2.3	0.0	2.9	5.8	1.3
Unprocessed foodstuffs and feedstuffs.....	ID6	21	39.040	17.0	-1.5	2.6	1.2	2.4	5.1
Unprocessed nonfood materials.....	ID6	22	60.960	6.6	4.9	-1.7	4.1	8.1	-1.2
Unprocessed nonfood materials except fuel.....	ID6	221	48.605	2.2	3.3	-1.5	-0.8	6.8	-0.3
Unprocessed nonfood materials except fuel to manufacturing industries.....	ID6	2211	45.945	1.9	3.4	-1.6	-0.9	7.2	-0.4
Unprocessed nonfood materials except fuel to nonmanufacturing industries.....	ID6	2212	2.660	7.9	0.6	0.4	0.5	0.2	2.1
Unprocessed fuel.....	ID6	222	12.355	29.4	14.3	-2.6	30.0	13.3	-4.6
Unprocessed fuel to manufacturing industries.....	ID6	2221	1.005	0.1	5.5	-0.4	3.1	2.9	-1.4
Unprocessed fuel to nonmanufacturing industries.....	ID6	2222	11.350	32.7	15.4	-2.9	33.2	14.2	-4.9
Services									
Services for intermediate demand.....	ID6	3	100.000	1.9	0.1	-0.2	0.5	-0.2	-0.2
Trade services for intermediate demand ⁴	ID6	33	18.090	2.2	0.2	0.7	-0.1	-0.6	0.0
Trade services for manufacturing industries.....	ID6	331	8.909	1.6	0.6	0.6	-0.3	-0.5	0.1
Trade services for nonmanufacturing industries.....	ID6	332	9.180	2.8	-0.1	0.7	0.1	-0.7	0.0
Transportation and warehousing services for intermediate demand.....	ID6	32	14.114	3.3	0.3	0.1	1.0	0.4	0.1
Transportation of passengers for intermediate demand.....	ID6	321	1.059	2.3	1.9	-0.5	4.9	0.1	0.0
Transportation of passengers for manufacturing industries.....	ID6	3211	0.126	2.4	1.9	-0.5	5.0	0.1	0.0
Transportation of passengers for nonmanufacturing industries.....	ID6	3212	0.933	2.3	1.9	-0.5	4.9	0.1	0.0
Transportation and warehousing of goods for intermediate demand.....	ID6	322	13.055	3.4	0.2	0.2	0.7	0.4	0.1
Transportation and warehousing of goods for manufacturing industries.....	ID6	3221	2.672	2.4	-0.2	-0.2	0.9	1.1	0.1
Transportation and warehousing of goods for nonmanufacturing industries.....	ID6	3222	10.383	3.6	0.3	0.3	0.7	0.3	0.2
Services less trade, transportation, and warehousing for intermediate demand.....	ID6	31	67.796	1.5	0.0	-0.4	0.6	-0.2	-0.4
Services less trade, transportation, and warehousing for manufacturing industries.....	ID6	311	2.153	3.2	0.2	0.2	0.3	0.4	0.0
Services less trade, transportation, and warehousing for nonmanufacturing industries.....	ID6	312	65.643	1.4	0.0	-0.5	0.6	-0.2	-0.4
Construction									
Construction for intermediate demand.....	ID6	4	100.000	5.4	0.0	0.0	0.1	1.5	-0.4
Special Groupings of Intermediate Demand by Commodity Type									
Processed materials less foods and feeds.....	ID6	9111	90.877	-0.2	0.3	0.0	0.2	1.0	0.3
Processed foods and feeds.....	ID6	9112	9.123	6.3	-0.2	0.6	0.3	0.7	2.0
Processed energy goods.....	ID6	9113	17.734	-4.1	1.0	-0.5	1.0	3.6	0.5
Processed materials less energy.....	ID6	9118	82.266	1.4	0.1	0.2	0.0	0.4	0.5
Processed materials less foods and energy.....	ID6	9115	73.143	0.8	0.2	0.1	0.0	0.3	0.3
Intermediate distributive services ⁷	ID6	9116	31.144	2.7	0.2	0.5	0.2	-0.2	0.1
Processed goods plus intermediate distributive services.....	ID6	9117	-	1.1	0.3	0.2	0.2	0.6	0.4
Unprocessed materials less agricultural products.....	ID6	9211	56.415	6.7	5.4	-2.2	4.2	8.6	-1.1
Unprocessed energy materials ⁸	ID6	9212	37.181	6.1	7.6	-3.0	8.0	12.4	-3.1
Unprocessed materials less energy.....	ID6	9213	62.819	13.2	-0.5	1.7	0.1	2.0	4.0
Unprocessed nonfood materials less energy ⁹	ID6	9216	23.779	7.2	1.1	0.2	-1.7	1.4	2.2
Intermediate Demand by Production Flow									
Stage 4 Intermediate Demand									
Stage 4 intermediate demand.....	ID5	4	100.000	2.0	0.2	0.1	0.4	0.2	0.0
Inputs to stage 4 goods producers.....	ID5	41	29.443	2.1	0.2	0.4	0.1	0.3	0.3
Goods.....	ID5	411	21.390	1.5	-0.1	0.5	0.2	0.1	0.3

See footnotes at end of table.

Table 1. Producer price index percentage changes and weights for Final Demand-Intermediate Demand groupings, seasonally adjusted — Continued
[February 2025]

Grouping	Commodity code		Relative Importance Dec. 2024 ¹	Unadjusted 12-month percent change ² Feb. 2024 to Feb. 2025 ^P	Seasonally adjusted 1-month percent change ²				
	Group code	Item code			Sept. to Oct.	Oct. to Nov. ^P	Nov. to Dec. ^P	Dec. to Jan. ^P	Jan. to Feb. ^P
Foods.....	ID5	4111	2.956	6.0	-0.4	2.8	1.4	-0.8	0.8
Energy.....	ID5	4112	0.155	5.5	-1.7	-0.8	1.4	4.5	5.6
Goods excluding foods and energy.....	ID5	4113	18.279	0.8	0.0	0.2	0.0	0.2	0.2
Services.....	ID5	412	8.053	3.4	1.0	0.3	-0.2	0.7	0.2
Trade services.....	ID5	4123	6.040	3.5	1.3	0.4	-0.4	0.8	0.2
Transportation and warehousing services.....	ID5	4122	0.489	2.6	0.2	-0.3	1.4	1.1	-0.1
Transportation of passengers.....	ID5	41221	0.079	2.4	1.9	-0.5	5.0	0.1	0.0
Transportation and warehousing of goods.....	ID5	41222	0.410	2.7	-0.1	-0.2	0.7	1.2	-0.1
Services less trade, transportation, and warehousing.....	ID5	4121	1.524	3.4	0.2	0.4	0.3	0.5	0.0
Inputs to stage 4 services producers.....	ID5	42	56.128	2.4	0.2	-0.1	0.6	0.2	-0.2
Goods.....	ID5	421	13.557	2.2	0.2	0.2	0.1	0.8	0.6
Foods.....	ID5	4211	2.327	5.6	0.0	1.5	-0.5	0.8	0.1
Energy.....	ID5	4212	3.882	0.6	0.7	-0.2	0.7	1.2	1.6
Goods excluding foods and energy.....	ID5	4213	7.348	2.0	0.1	0.0	-0.1	0.7	0.2
Services.....	ID5	422	42.517	2.5	0.2	-0.2	0.8	0.0	-0.4
Trade services.....	ID5	4223	4.166	3.2	0.5	1.0	-0.3	-0.1	0.0
Transportation and warehousing services.....	ID5	4222	3.842	4.0	0.6	0.2	1.0	0.7	0.3
Transportation of passengers.....	ID5	42221	0.497	2.3	1.9	-0.5	5.0	0.1	0.0
Transportation and warehousing of goods.....	ID5	42222	3.345	4.2	0.4	0.3	0.5	0.8	0.4
Services less trade, transportation, and warehousing.....	ID5	4221	34.509	2.2	0.1	-0.4	0.9	-0.1	-0.6
Construction.....	ID5	423	0.054	5.4	0.0	0.0	0.1	1.5	-0.4
Inputs to stage 4 construction producers.....	ID5	43	14.430	0.6	0.2	0.2	0.4	0.3	0.1
Goods.....	ID5	431	10.550	0.5	0.4	0.2	0.5	0.3	0.0
Energy.....	ID5	4312	0.705	-7.6	0.6	0.6	5.1	2.8	-3.5
Goods excluding foods and energy.....	ID5	4313	9.845	1.2	0.3	0.2	0.1	0.1	0.3
Services.....	ID5	432	3.880	1.1	-0.1	0.0	0.1	0.0	0.3
Trade services.....	ID5	4323	1.655	-0.4	0.0	0.0	-0.4	-0.8	0.7
Transportation and warehousing services.....	ID5	4322	0.647	2.3	-0.3	-0.3	1.3	1.6	-0.1
Transportation of passengers.....	ID5	43221	0.015	2.4	1.9	-0.5	5.0	0.1	0.0
Transportation and warehousing of goods.....	ID5	43222	0.632	2.3	-0.4	-0.3	1.2	1.6	-0.1
Services less trade, transportation, and warehousing.....	ID5	4321	1.578	2.2	0.0	0.1	0.1	0.3	0.1
Stage 3 Intermediate Demand									
Stage 3 intermediate demand.....	ID5	3	100.000	2.1	0.0	0.1	0.4	0.8	0.7
Inputs to stage 3 goods producers.....	ID5	31	43.966	4.7	-0.3	0.7	0.2	1.1	1.9
Goods.....	ID5	311	34.292	6.0	-0.4	0.9	0.2	1.5	2.5
Foods.....	ID5	3111	10.908	21.8	-1.7	2.3	0.4	3.5	6.8
Energy.....	ID5	3112	1.070	1.9	1.4	1.0	4.2	6.5	0.9
Goods excluding foods and energy.....	ID5	3113	22.314	-0.8	0.2	0.2	-0.1	0.2	0.3
Services.....	ID5	312	9.674	0.4	0.0	0.2	0.3	-0.6	0.1
Trade services.....	ID5	3123	5.321	-1.3	0.1	0.5	-0.2	-1.9	0.1
Transportation and warehousing services.....	ID5	3122	2.888	2.5	-0.3	-0.3	1.2	1.4	0.1
Transportation of passengers.....	ID5	31221	0.153	2.4	1.9	-0.5	5.0	0.1	0.0
Transportation and warehousing of goods.....	ID5	31222	2.735	2.5	-0.4	-0.3	1.0	1.5	0.1
Services less trade, transportation, and warehousing.....	ID5	3121	1.465	2.3	0.0	0.1	0.2	0.3	0.0
Inputs to stage 3 services producers.....	ID5	32	54.869	0.0	0.2	-0.4	0.5	0.5	-0.2
Goods.....	ID5	321	9.228	-6.2	1.0	-0.6	0.4	3.8	-0.1
Foods.....	ID5	3211	0.085	-2.5	-0.1	0.5	-0.4	-0.2	-0.8
Energy.....	ID5	3212	5.129	-11.3	1.5	-1.1	0.7	6.4	-0.3
Goods excluding foods and energy.....	ID5	3213	4.014	1.8	0.2	0.0	0.0	0.4	0.2
Services.....	ID5	322	45.017	1.3	0.1	-0.4	0.5	-0.1	-0.3
Trade services.....	ID5	3223	2.771	3.2	-0.1	0.6	0.3	-0.8	0.4
Transportation and warehousing services.....	ID5	3222	10.966	3.8	0.3	0.3	0.5	-0.2	0.2
Transportation of passengers.....	ID5	32221	0.021	0.1	0.1	0.0	0.3	0.0	0.0
Transportation and warehousing of goods.....	ID5	32222	10.945	3.8	0.3	0.3	0.5	-0.2	0.2
Services less trade, transportation, and warehousing.....	ID5	3221	31.280	0.3	0.0	-0.7	0.5	-0.1	-0.5
Construction.....	ID5	323	0.624	5.4	0.0	0.0	0.1	1.5	-0.4
Inputs to stage 3 construction producers.....	ID5	33	1.165	0.4	-0.6	0.3	0.3	-0.6	-0.1
Goods.....	ID5	331	0.573	1.7	0.0	0.4	0.4	-0.2	0.3
Goods excluding foods and energy.....	ID5	3313	0.573	1.7	0.0	0.4	0.4	-0.2	0.3
Services.....	ID5	332	0.592	-0.9	-1.1	0.3	0.2	-1.0	-0.5
Trade services.....	ID5	3323	0.545	-1.1	-1.2	0.4	0.2	-1.1	-0.6
Transportation and warehousing services.....	ID5	3322	0.016	2.5	-0.1	-0.3	0.1	0.8	0.2
Transportation and warehousing of goods.....	ID5	33222	0.016	2.5	-0.1	-0.3	0.1	0.8	0.2
Services less trade, transportation, and warehousing.....	ID5	3321	0.031	1.2	0.1	-0.2	0.0	0.3	-0.1
Stage 2 Intermediate Demand									

See footnotes at end of table.

Table 1. Producer price index percentage changes and weights for Final Demand-Intermediate Demand groupings, seasonally adjusted — Continued
[February 2025]

Grouping	Commodity code		Relative Importance Dec. 2024 ¹	Unadjusted 12-month percent change ² Feb. 2024 to Feb. 2025 ^P	Seasonally adjusted 1-month percent change ²				
	Group code	Item code			Sept. to Oct.	Oct. to Nov. ^P	Nov. to Dec. ^P	Dec. to Jan. ^P	Jan. to Feb. ^P
Stage 2 intermediate demand.....	ID5	2	100.000	2.3	1.3	-0.8	1.3	1.8	-0.5
Inputs to stage 2 goods producers.....	ID5	21	50.375	3.8	2.7	-1.0	2.2	4.3	-0.9
Goods.....	ID5	211	35.609	4.2	3.8	-1.6	3.0	6.2	-1.1
Foods.....	ID5	2111	3.562	-1.9	2.6	-2.1	0.2	1.4	-1.0
Energy.....	ID5	2112	16.491	6.0	7.8	-2.9	7.4	12.5	-3.1
Goods excluding foods and energy.....	ID5	2113	15.556	3.8	0.4	-0.2	-0.6	0.7	1.2
Services.....	ID5	212	14.471	2.7	0.1	0.4	0.4	-0.2	-0.1
Trade services.....	ID5	2123	5.755	4.5	0.1	1.3	0.2	-0.6	-0.3
Transportation and warehousing services.....	ID5	2122	4.790	2.8	0.3	0.2	0.7	0.6	0.1
Transportation of passengers.....	ID5	21221	0.183	2.3	1.8	-0.5	4.8	0.1	0.0
Transportation and warehousing of goods.....	ID5	21222	4.607	2.8	0.3	0.2	0.6	0.6	0.1
Services less trade, transportation, and warehousing.....	ID5	2121	3.926	0.1	-0.1	-0.6	0.5	-0.7	-0.3
Construction.....	ID5	213	0.295	5.4	0.0	0.0	0.1	1.5	-0.4
Inputs to stage 2 services producers.....	ID5	22	49.626	0.8	0.0	-0.6	0.5	-0.6	-0.2
Goods.....	ID5	221	5.134	1.0	0.0	-0.1	0.3	0.9	0.1
Foods.....	ID5	2211	0.051	7.0	2.5	-0.5	0.9	0.7	1.5
Energy.....	ID5	2212	0.294	-6.8	0.3	-0.5	2.7	5.1	-0.3
Goods excluding foods and energy.....	ID5	2213	4.789	1.4	0.0	-0.1	0.1	0.7	0.1
Services.....	ID5	222	43.507	0.7	-0.1	-0.7	0.5	-0.9	-0.2
Trade services.....	ID5	2223	2.447	6.0	-1.5	1.4	1.4	-2.8	0.0
Transportation and warehousing services.....	ID5	2222	2.929	1.3	0.5	-0.2	0.8	-0.1	0.2
Transportation of passengers.....	ID5	22221	0.425	2.3	1.9	-0.5	4.9	0.1	0.0
Transportation and warehousing of goods.....	ID5	22222	2.504	1.1	0.3	-0.1	0.2	-0.2	0.2
Services less trade, transportation, and warehousing.....	ID5	2221	38.131	0.3	0.0	-0.8	0.4	-0.8	-0.3
Construction.....	ID5	223	0.985	5.4	0.0	0.0	0.1	1.5	-0.4
Stage 1 Intermediate Demand									
Stage 1 intermediate demand.....	ID5	1	100.000	1.0	0.1	-0.1	0.4	0.6	0.1
Inputs to stage 1 goods producers.....	ID5	11	31.741	-0.2	-0.1	0.2	-0.1	0.4	0.7
Goods.....	ID5	111	22.610	-0.4	-0.1	0.1	-0.2	1.0	0.9
Foods.....	ID5	1111	2.638	2.6	-0.4	2.3	0.8	0.8	-1.0
Energy.....	ID5	1112	3.243	-0.2	-0.4	-0.6	1.0	4.0	2.9
Goods excluding foods and energy.....	ID5	1113	16.729	-1.0	0.0	0.0	-0.5	0.4	0.9
Services.....	ID5	112	9.130	0.5	-0.1	0.5	0.0	-1.1	0.1
Trade services.....	ID5	1123	5.447	-1.4	-0.1	0.8	-0.5	-1.9	0.1
Transportation and warehousing services.....	ID5	1122	0.627	1.8	0.5	-0.5	1.1	-0.4	0.4
Transportation of passengers.....	ID5	11221	0.108	2.4	1.9	-0.5	5.0	0.1	0.0
Transportation and warehousing of goods.....	ID5	11222	0.519	1.7	0.2	-0.6	0.3	-0.5	0.5
Services less trade, transportation, and warehousing.....	ID5	1121	3.056	3.6	-0.2	0.2	0.6	0.1	0.1
Construction.....	ID5	113	0.001	5.4	0.0	0.0	0.1	1.5	-0.4
Inputs to stage 1 services producers.....	ID5	12	55.461	1.8	0.2	-0.2	0.7	0.7	-0.2
Goods.....	ID5	121	15.823	-0.5	0.3	-0.2	0.1	1.4	0.5
Foods.....	ID5	1211	0.084	106.8	-13.2	8.4	7.2	14.3	55.9
Energy.....	ID5	1212	4.657	-6.4	1.0	-0.8	0.2	4.0	-0.1
Goods excluding foods and energy.....	ID5	1213	11.082	1.6	0.1	0.0	0.1	0.2	0.3
Services.....	ID5	122	39.635	2.8	0.1	-0.2	0.9	0.4	-0.5
Trade services.....	ID5	1223	3.839	3.1	0.1	0.6	0.0	-0.4	0.4
Transportation and warehousing services.....	ID5	1222	4.632	3.9	0.8	0.1	2.1	0.2	0.0
Transportation of passengers.....	ID5	12221	1.410	2.4	1.9	-0.5	5.0	0.1	0.0
Transportation and warehousing of goods.....	ID5	12222	3.222	4.5	0.3	0.3	0.9	0.2	0.0
Services less trade, transportation, and warehousing.....	ID5	1221	31.164	2.6	0.0	-0.4	0.9	0.5	-0.6
Construction.....	ID5	123	0.003	5.4	0.0	0.0	0.1	1.5	-0.4
Inputs to stage 1 construction producers.....	ID5	13	12.798	0.2	0.1	-0.1	0.2	0.6	0.0
Goods.....	ID5	131	9.160	0.4	0.5	-0.1	0.1	1.0	0.1
Energy.....	ID5	1312	0.647	-14.4	2.3	-1.9	-1.0	8.8	-1.9
Goods excluding foods and energy.....	ID5	1313	8.513	1.8	0.3	0.1	0.2	0.4	0.3
Services.....	ID5	132	3.638	-0.4	-0.7	0.0	0.4	-0.4	-0.3
Trade services.....	ID5	1323	2.764	-1.2	-0.8	0.1	0.1	-1.0	-0.5
Transportation and warehousing services.....	ID5	1322	0.776	2.2	-0.5	-0.4	1.4	1.6	0.0
Transportation and warehousing of goods.....	ID5	13222	0.776	2.2	-0.5	-0.4	1.4	1.6	0.0
Services less trade, transportation, and warehousing.....	ID5	1321	0.098	4.3	0.1	0.3	0.3	0.1	0.5
Special Groupings of Intermediate Demand by Production Flow									
Total goods inputs to stage 4 intermediate demand.....	ID5	9411	45.497	1.5	0.1	0.3	0.2	0.4	0.3
Total services inputs to stage 4 intermediate demand.....	ID5	9412	54.450	2.5	0.3	-0.1	0.6	0.1	-0.3
Total construction inputs to stage 4 intermediate demand.....	ID5	9413	0.054	5.4	0.0	0.0	0.1	1.5	-0.4
Total foods inputs to stage 4 intermediate demand.....	ID5	9414	5.283	5.8	-0.2	2.2	0.5	-0.1	0.5

See footnotes at end of table.

Table 1. Producer price index percentage changes and weights for Final Demand-Intermediate Demand groupings, seasonally adjusted — Continued
[February 2025]

Grouping	Commodity code		Relative Importance Dec. 2024 ¹	Unadjusted 12-month percent change ² Feb. 2024 to Feb. 2025 ^p	Seasonally adjusted 1-month percent change ²				
	Group code	Item code			Sept. to Oct.	Oct. to Nov. ^p	Nov. to Dec. ^p	Dec. to Jan. ^p	Jan. to Feb. ^p
Total energy goods inputs to stage 4 intermediate demand.....	ID5	9415	4.742	-0.6	0.6	-0.1	1.4	1.5	0.9
Total goods less foods and energy inputs to stage 4 intermediate demand.	ID5	9416	35.472	1.2	0.1	0.1	0.0	0.3	0.2
Total goods inputs to stage 3 intermediate demand.....	ID5	9311	44.093	3.2	-0.1	0.6	0.3	2.0	1.9
Total services inputs to stage 3 intermediate demand.....	ID5	9312	55.283	1.1	0.0	-0.3	0.4	-0.2	-0.2
Total construction inputs to stage 3 intermediate demand.....	ID5	9313	0.624	5.4	0.0	0.0	0.1	1.5	-0.4
Total foods inputs to stage 3 intermediate demand.....	ID5	9314	10.993	21.6	-1.7	2.2	0.4	3.5	6.7
Total energy goods inputs to stage 3 intermediate demand.....	ID5	9315	6.199	-9.2	1.5	-0.8	1.3	6.4	-0.1
Total goods less foods and energy inputs to stage 3 intermediate demand.	ID5	9316	26.901	-0.4	0.2	0.2	-0.1	0.3	0.3
Total goods inputs to stage 2 intermediate demand.....	ID5	9211	40.743	3.8	3.3	-1.4	2.7	5.5	-1.0
Total services inputs to stage 2 intermediate demand.....	ID5	9212	57.978	1.2	0.0	-0.4	0.5	-0.7	-0.2
Total construction inputs to stage 2 intermediate demand.....	ID5	9213	1.280	5.4	0.0	0.0	0.1	1.5	-0.4
Total foods inputs to stage 2 intermediate demand.....	ID5	9214	3.613	-1.8	2.6	-2.1	0.2	1.4	-1.0
Total energy goods inputs to stage 2 intermediate demand.....	ID5	9215	16.785	5.7	7.6	-2.9	7.3	12.4	-3.0
Total goods less foods and energy inputs to stage 2 intermediate demand.	ID5	9216	20.345	3.2	0.3	-0.2	-0.4	0.7	0.9
Total goods inputs to stage 1 intermediate demand.....	ID5	9111	47.593	-0.3	0.2	0.0	0.0	1.1	0.6
Total services inputs to stage 1 intermediate demand.....	ID5	9112	52.403	2.1	0.0	-0.1	0.7	0.1	-0.3
Total construction inputs to stage 1 intermediate demand.....	ID5	9117	0.004	5.4	0.0	0.0	0.1	1.5	-0.4
Total foods inputs to stage 1 intermediate demand.....	ID5	9114	2.722	5.4	-0.8	2.4	1.0	1.2	1.0
Total energy goods inputs to stage 1 intermediate demand.....	ID5	9115	8.547	-4.8	0.6	-0.8	0.4	4.3	0.9
Total goods less foods and energy inputs to stage 1 intermediate demand.	ID5	9116	36.324	0.5	0.1	0.0	-0.2	0.3	0.5

¹ Comprehensive relative importance figures are initially computed after the publication of December indexes and are recalculated after final December indexes are available. Individual items and subtotals may not add exactly to totals because of rounding differences.

² All indexes are subject to revision for 4 months after their originally scheduled publication to incorporate late reports and corrections by survey respondents. In addition, seasonally adjusted indexes are subject to change for up to 5 years due to the recalculation of seasonal factors published each January.

³ PPI defines Total finished as including only the personal consumption and private capital investment portions of final demand.

⁴ Trade indexes measure changes in margins received by wholesalers and retailers.

⁵ The PPI definition of foods does not include food and beverages for immediate consumption. PPI defines food and beverages for immediate consumption as the service of preparing meals, snacks, and beverages to customer order for immediate on-premises and off-premises consumption.

⁶ Distributive services include transportation, warehousing, and trade of goods.

⁷ Includes intermediate trade, transportation, and warehousing services.

⁸ Includes crude petroleum.

⁹ Excludes crude petroleum.

^p Preliminary

"/" Data not available.

Table 2. Producer price index percentage changes for selected commodity groupings by Final Demand-Intermediate Demand category, seasonally adjusted
[February 2025]

Grouping	Commodity code		Unadjusted 12-month percent change ¹	Seasonally adjusted 1-month percent change ¹				
	Group code	Item code		Feb. 2024 to Feb. 2025 ^P	Sept. to Oct.	Oct. to Nov. ^P	Nov. to Dec. ^P	Dec. to Jan. ^P
Final Demand								
Final demand.....	FD	4	3.2	0.3	0.1	0.5	0.6	0.0
Final demand goods.....	FD	41	1.7	0.1	0.6	0.5	0.6	0.3
Final demand foods.....	FD	411	5.9	-0.6	2.1	0.3	1.0	1.7
Fresh fruits and melons ²	01	11	16.2	-3.3	21.8	5.0	-13.7	4.0
Fresh and dry vegetables ²	01	13	-16.3	2.1	33.4	-14.7	-22.3	6.0
Grains.....	01	2	6.7	-1.2	3.6	1.1	3.7	-0.9
Eggs for fresh use ²	01	7107	136.6	-22.0	55.6	0.5	44.0	28.1
Oilseeds.....	01	8301	-10.9	4.2	-5.5	-2.0	4.0	-3.9
Bakery products ²	02	11	0.2	0.3	-0.2	0.1	0.2	0.2
Milled rice ²	02	13	-3.9	-0.5	-0.2	-1.2	-2.0	-0.2
Pasta products ²	02	1402	-4.7	-0.6	0.0	-4.4	0.3	0.0
Beef and veal.....	02	2101	9.5	4.8	2.0	-0.2	5.7	-1.8
Pork.....	02	2104	10.4	-0.6	1.5	3.4	-4.4	12.0
Processed young chickens.....	02	2203	-1.6	-5.0	1.6	-0.3	0.2	-7.0
Processed turkeys ²	02	2206	9.0	-0.5	-0.1	0.0	1.7	8.6
Finfish and shellfish.....	02	23	6.6	1.5	6.8	-1.2	2.0	-2.8
Dairy products ²	02	3	5.7	-0.8	-1.1	-1.5	0.4	0.1
Processed fruits and vegetables ²	02	4	2.1	-0.2	-0.4	0.4	0.5	0.7
Confectionery end products ²	02	55	8.5	0.7	0.4	1.9	0.7	0.3
Soft drinks ²	02	62	0.5	-0.8	1.1	0.4	0.9	-0.8
Roasted coffee ²	02	6301	14.2	5.9	0.2	0.4	0.8	-0.3
Shortening and cooking oils ²	02	78	0.1	1.1	1.9	0.1	-0.1	-0.2
Frozen specialty food ²	02	85	-0.2	-0.4	-0.4	0.1	0.5	0.0
Final demand energy.....	FD	412	-3.7	0.3	0.4	2.1	1.8	-1.2
Natural gas liquids ²	05	32	4.5	12.2	-1.8	-2.5	14.2	-3.8
Residential electric power.....	05	41	0.9	-0.3	0.4	0.0	-0.4	0.5
Residential natural gas.....	05	51	6.7	0.8	0.5	1.1	3.8	1.3
Gasoline.....	05	71	-8.2	-0.5	1.0	6.6	0.3	-4.7
Home heating oil and distillates.....	05	7302	-12.2	-2.1	3.5	6.0	6.5	-9.8
No. 2 diesel fuel.....	05	7303	-18.5	3.6	-1.4	-1.1	10.5	-3.9
Final demand goods less foods and energy.....	FD	413	2.1	0.2	0.2	0.1	0.2	0.4
Alcoholic beverages.....	02	61	0.0	0.2	0.1	0.0	-0.1	0.1
Pet food ²	02	9402	0.3	0.1	0.0	-0.1	0.2	0.4
Women's, girls', and infants' apparel ²	03	8106	0.2	0.0	0.0	0.0	0.0	-0.1
Men's and boys' apparel ²	03	8107	1.5	0.9	0.7	0.0	0.4	0.0
Textile housefurnishings ²	03	82	0.8	0.4	0.2	0.0	-0.2	0.2
Footwear ²	04	3	2.8	0.5	0.0	0.0	0.3	1.1
Industrial chemicals.....	06	1	2.2	-1.2	-1.2	0.9	2.6	-0.2
Pharmaceutical preparations.....	06	38	-0.1	0.1	0.1	0.2	-2.1	0.1
Soaps and detergents ²	06	71	1.0	0.0	0.0	1.1	0.2	0.0
Cleaning and polishing products ²	06	72	0.6	0.0	0.0	0.0	0.2	0.0
Cosmetics and other toiletries ²	06	75	1.2	0.0	0.0	0.0	0.6	0.0
Tires ²	07	1201	-0.3	-0.1	-0.2	-0.1	0.4	0.3
Consumer, institutional, and commercial products, n.e.c. ²	07	2B	1.0	-0.3	0.0	0.0	-0.1	0.3
Sanitary paper products ²	09	1501	0.4	0.2	0.1	-0.8	0.0	0.1
Iron and steel scrap.....	10	12	-0.3	3.6	-0.2	-8.8	-1.7	8.6
Agricultural machinery and equipment ²	11	1	1.1	0.1	0.1	0.2	0.0	0.2
Construction machinery and equipment ²	11	2	0.2	0.0	0.2	-0.1	0.0	-0.2
Metal cutting machine tools ²	11	37	2.5	0.1	0.0	0.3	2.0	0.0
Metal forming machine tools ²	11	38	2.5	0.6	0.0	0.0	0.0	0.7
Tools, dies, jigs, fixtures, and industrial molds ²	11	39	2.2	1.3	-0.2	0.2	0.0	0.0
Pumps, compressors, and equipment ²	11	41	4.1	0.1	0.3	0.4	1.4	-0.1
Industrial material handling equipment ²	11	44	3.6	0.3	0.1	0.1	0.9	0.1
Electronic computers and computer equipment ²	11	5	0.3	0.0	0.2	0.0	-0.1	0.0
Textile machinery and equipment ²	11	62	0.0	0.0	0.0	0.0	0.0	0.0
Paper industries machinery ²	11	64	1.6	0.1	-0.4	0.1	0.5	0.5
Printing trades machinery and equipment ²	11	65	1.7	0.2	0.5	-0.1	-0.8	1.1
Transformers and power regulators ²	11	74	1.1	0.7	0.0	0.0	0.1	0.0
Communication and related equipment.....	11	76	4.2	0.3	0.2	0.1	1.0	0.2
Electronic components and accessories.....	11	78	0.4	0.8	1.5	0.1	-0.6	-0.5
X-ray and electromedical equipment.....	11	7905	0.8	0.2	0.2	0.1	0.1	-0.2
Oil field and gas field machinery ²	11	91	0.7	0.2	0.0	0.0	0.0	0.0
Mining machinery and equipment ²	11	92	2.2	0.0	0.4	-0.6	0.2	0.1
Internal combustion engines ²	11	94	3.5	0.2	0.0	0.0	2.4	0.0

See footnotes at end of table.

Table 2. Producer price index percentage changes for selected commodity groupings by Final Demand-Intermediate Demand category, seasonally adjusted — Continued
 [February 2025]

Grouping	Commodity code		Unadjusted 12-month percent change ¹	Seasonally adjusted 1-month percent change ¹				
	Group code	Item code		Feb. 2024 to Feb. 2025 ^P	Sept. to Oct.	Oct. to Nov. ^P	Nov. to Dec. ^P	Dec. to Jan. ^P
Household furniture ²	12	1	2.7	0.3	0.1	0.1	0.1	0.4
Commercial furniture ²	12	2	2.6	-0.2	0.2	0.0	0.4	0.6
Floor coverings ²	12	3	3.1	-1.1	-1.1	0.0	2.0	0.0
Household appliances ²	12	4	0.0	0.1	-0.1	-0.5	0.3	0.7
Home electronic equipment ²	12	5	1.5	0.0	0.0	0.0	0.0	0.0
Lawn and garden equipment excl. garden tractors ²	12	66	0.4	-0.1	0.1	0.0	0.2	0.0
Passenger cars.....	14	1101	1.6	0.3	0.3	0.1	-0.1	0.3
Light motor trucks.....	14	1105	2.0	0.0	0.3	0.3	0.0	0.3
Heavy motor trucks ²	14	1106	1.4	0.0	0.0	0.1	0.0	0.3
Motor vehicles parts ²	14	12	0.5	-0.3	0.0	0.0	0.3	0.0
Truck trailers ²	14	14	0.6	0.0	-0.1	0.1	0.4	0.6
Travel trailers and campers ²	14	16	-0.1	0.0	-0.1	0.0	0.0	-0.5
Aircraft.....	14	21	2.1	0.1	0.1	0.2	0.1	0.3
Ships ²	14	31	1.6	0.0	0.4	0.1	0.0	0.1
Railroad equipment ²	14	4	-0.1	0.0	0.1	0.0	-0.2	0.2
Toys, games, and children's vehicles ²	15	11	0.3	0.0	0.0	0.0	0.0	0.0
Sporting and athletic goods ²	15	12	-2.1	0.1	0.0	0.3	-2.4	0.0
Cigarettes ²	15	21	11.7	0.3	2.2	0.0	0.0	2.6
Mobile homes.....	15	5	1.8	0.3	0.2	-0.1	0.4	0.1
Medical, surgical & personal aid devices.....	15	6	1.9	-0.1	0.0	0.1	0.8	0.1
Jewelry, platinum and karat gold ²	15	9402	10.4	1.5	-2.2	1.9	0.3	2.4
Costume jewelry and novelties ²	15	9404	2.2	0.0	0.0	0.0	1.0	0.0
Final demand services.....	FD	42	3.9	0.4	-0.1	0.5	0.6	-0.2
Final demand trade services ³	FD	423	4.0	0.7	-0.6	0.4	1.2	-1.0
Machinery and equipment parts and supplies wholesaling ²	57	1102	6.2	2.7	-0.4	-0.9	3.3	0.5
Machinery and vehicle wholesaling ²	57	1103	15.8	5.4	-4.3	-1.5	4.9	-1.4
Professional and commercial equipment wholesaling ²	57	1104	-2.2	-1.4	2.3	1.4	0.7	0.5
Furnishings wholesaling ²	57	2	3.0	0.0	-0.1	0.0	-0.1	0.0
Chemicals and allied products wholesaling ²	57	5	-5.1	-1.7	4.1	-1.3	-4.8	-2.2
Paper and plastics products wholesaling ²	57	6	0.5	0.5	2.1	1.1	-1.5	0.2
Apparel wholesaling ²	57	7	2.7	2.6	0.2	-2.9	-1.0	-2.7
Food and alcohol wholesaling ²	57	8	7.9	0.6	1.3	0.3	0.4	-0.2
Food and alcohol retailing.....	58	1	3.3	1.0	0.7	0.8	2.8	-2.0
Health, beauty, and optical goods retailing ²	58	2	3.9	0.6	-3.8	2.5	5.2	0.2
Apparel, jewelry, footwear, and accessories retailing.....	58	3	-4.1	-1.7	0.7	2.2	-1.6	-2.2
Computer hardware, software, and supplies retailing ²	58	4	109.9	14.9	-4.6	-3.0	-2.7	0.4
TV, video, and photographic equipment and supplies retailing.....	58	5	5.2	2.6	4.5	12.3	-3.4	-1.0
Automobiles retailing (partial).....	58	6101	-17.1	0.5	-2.0	1.7	3.6	-3.8
Automotive parts, including tires, retailing ²	58	6102	-1.0	-2.2	2.2	1.5	-3.7	-1.6
RVs, trailers, and campers retailing ²	58	8	10.3	-7.0	0.6	11.7	2.7	-0.1
Sporting goods, including boats, retailing.....	58	9	-0.1	-3.2	-0.3	-1.4	11.3	-1.7
Lawn, garden, and farm equipment and supplies retailing ²	58	A	8.1	0.5	2.1	1.5	0.1	-0.3
Furniture retailing ²	58	B	-7.6	-7.6	-2.1	0.2	4.8	-4.3
Flooring and floor coverings retailing ²	58	C	-1.2	0.1	-3.2	2.0	-1.9	0.7
Hardware, building materials, and supplies retailing.....	58	D	-2.7	-2.5	0.4	0.7	-1.2	-1.3
Major household appliances retailing.....	58	E	-1.2	4.9	-3.4	-0.6	1.2	-6.0
Fuels and lubricants retailing.....	58	F	9.3	-6.6	4.2	4.5	-10.0	-0.8
Cleaning supplies and paper products retailing ²	58	G	6.2	4.1	-1.7	-1.3	2.3	-0.5
Book retailing ²	58	H	2.6	1.1	-0.3	0.9	-2.7	-0.6
Final demand transportation and warehousing services.....	FD	422	2.6	0.3	-0.2	2.2	0.9	0.0
Rail transportation of freight and mail ²	30	11	3.0	-0.2	-0.1	0.1	1.4	0.0
Truck transportation of freight ²	30	12	2.2	-0.5	-0.4	1.5	1.7	-0.1
Air transportation of freight ²	30	14	1.4	1.4	-0.6	1.3	-0.5	-1.2
Courier, messenger, and U.S. postal services.....	30	16	5.4	0.6	0.8	0.9	-0.6	-0.1
Rail transportation of passengers ²	30	21	0.0	0.0	0.0	0.0	0.0	0.0
Airline passenger services.....	30	22	2.4	1.9	-0.5	5.0	0.1	0.0
Final demand services less trade, transportation, and warehousing.....	FD	421	4.0	0.3	0.2	0.3	0.3	0.2
Sales of books.....	33	11	4.7	0.8	0.6	-0.6	0.8	-0.4
Sales and subscriptions of periodicals and newspapers.....	33	12	6.3	0.2	0.1	-0.4	3.7	0.2
Application software publishing ²	34	2	4.1	-0.9	1.3	-1.9	2.2	1.0
Advertising space sales in periodicals, newspapers, directories, and mailing lists ²	36	1	-0.6	-0.2	0.9	0.7	1.5	-0.1
Residential wired telecommunication services ²	37	11	3.5	-0.1	0.0	0.0	0.0	0.0
Wireless telecommunication services.....	37	2	1.5	0.1	-0.2	0.1	0.1	0.3
Cable and satellite subscriber services.....	37	3	5.3	5.0	1.4	-0.3	0.2	-1.0
Internet access services ²	37	4	5.5	0.6	0.4	1.4	0.3	0.8

See footnotes at end of table.

Table 2. Producer price index percentage changes for selected commodity groupings by Final Demand-Intermediate Demand category, seasonally adjusted — Continued
 [February 2025]

Grouping	Commodity code		Unadjusted 12-month percent change ¹	Seasonally adjusted 1-month percent change ¹				
	Group code	Item code		Feb. 2024 to Feb. 2025 ^P	Sept. to Oct.	Oct. to Nov. ^P	Nov. to Dec. ^P	Dec. to Jan. ^P
Bundled wired telecommunications access services ²	37	5	7.8	0.4	1.2	-0.6	2.9	1.2
Consumer loans (partial).....	39	12	-15.5	-1.6	-1.1	-8.6	2.9	-2.5
Deposit services (partial) ²	39	2	21.5	0.7	1.1	5.0	0.9	1.2
Other credit intermediation, incl. trust services (partial) ²	39	3	0.7	0.0	3.8	0.0	0.1	0.9
Securities brokerage, dealing, investment advice, and related services ² ...	40	1	-0.6	-2.7	0.8	0.1	-1.5	-0.8
Portfolio management ²	40	2	13.4	2.8	-0.7	1.8	0.5	0.5
Life insurance ²	41	1101	0.4	0.0	0.0	0.0	0.0	0.0
Disability insurance, including accidental death ²	41	1102	-0.1	0.0	0.0	0.0	-0.1	0.0
Health and medical insurance.....	41	1103	2.0	0.2	0.3	0.1	-0.9	0.1
Property and casualty insurance ²	41	1104	6.9	0.1	0.1	-0.1	0.1	0.6
Annuities ²	41	2	5.1	-0.1	1.0	0.1	0.0	0.0
Residential property sales and leases, brokerage fees and commissions..	43	21	3.8	0.2	0.1	0.3	0.3	0.2
Passenger car rental.....	44	1	1.0	-3.4	-0.1	2.9	1.6	-4.0
Legal services.....	45	1	7.5	1.2	0.5	0.9	1.1	-0.1
Tax preparation and planning.....	45	2102	-2.6	-1.3	-3.6	2.1	0.2	-0.1
Architectural and engineering services.....	45	3	1.9	0.0	0.1	0.2	0.3	0.1
Management, scientific, and technical consulting services ²	45	4	2.6	-0.9	2.5	-0.9	0.2	0.1
Arrangement of flights (partial).....	47	1	-1.3	4.4	0.4	-0.5	0.0	0.4
Arrangement of vehicle rentals and lodging ²	47	2	1.6	0.4	-0.1	0.1	-1.4	-0.1
Arrangement of cruises and tours ²	47	3	-0.2	0.5	-1.1	-1.4	-0.1	1.4
Physician care.....	51	1101	1.8	0.5	0.1	0.2	-0.4	0.1
Medical laboratory and diagnostic imaging care ²	51	1102	0.6	-0.1	0.0	0.0	0.2	0.0
Home health and hospice care.....	51	1103	4.2	0.6	-0.2	0.2	-0.2	0.3
Hospital outpatient care.....	51	1104	2.5	0.4	0.3	0.6	-0.7	0.3
Dental care.....	51	1105	4.2	0.1	0.1	0.1	1.1	-0.2
Hospital inpatient care.....	51	2101	2.6	-0.1	0.2	0.0	-0.5	1.0
Nursing home care.....	51	2102	2.7	0.6	0.1	0.9	0.4	0.1
Traveler accommodation services.....	53	11	10.5	2.0	-1.1	1.9	4.7	-0.1
Food and beverages for immediate consumption services (partial) ²	54	1	2.3	0.2	-0.5	0.3	0.3	0.1
Motor vehicle repair and maintenance (partial) ²	55	2	7.8	0.3	1.2	-0.1	2.1	0.2
Membership dues and admissions and recreation facility use fees (partial) ²	56	1	5.0	1.4	0.9	1.1	3.1	1.0
Recreational activity instruction fees (partial) ²	56	2	7.2	0.0	0.0	0.0	0.5	0.0
Gaming receipts (partial) ²	56	3	-1.3	-2.7	1.9	0.1	0.7	-0.8
Mining services ²	60	1	0.6	-1.6	0.7	1.2	0.1	-0.1
Final demand construction.....	FD	43	1.7	-0.2	0.0	0.1	0.4	-0.1
New warehouse building construction ²	80	1101	0.5	-0.2	0.0	0.3	0.1	0.0
New school building construction ²	80	1102	2.5	0.0	0.0	0.0	0.5	0.2
New office building construction ²	80	1103	2.3	0.0	0.0	0.1	0.3	-0.5
New industrial building construction ²	80	1104	0.8	-0.7	0.0	0.2	0.3	0.2
New health care building construction ²	80	1105	0.8	-0.5	0.0	0.2	0.5	0.0
Intermediate Demand by Commodity Type								
Processed goods for intermediate demand.....	ID6	1	0.3	0.3	0.1	0.2	1.0	0.5
Processed foods and feeds.....	ID6	9112	6.3	-0.2	0.6	0.3	0.7	2.0
Meats.....	02	21	9.3	2.0	1.2	1.0	1.6	2.6
Processed poultry.....	02	22	-0.1	-4.4	5.5	-4.1	-0.8	-3.6
Dairy products ²	02	3	5.7	-0.8	-1.1	-1.5	0.4	0.1
Processed fruits and vegetables ²	02	4	2.1	-0.2	-0.4	0.4	0.5	0.7
Refined sugar and byproducts ²	02	53	-0.5	-0.3	0.0	0.1	-0.3	-0.3
Fats and oils ²	02	7	-3.1	0.7	2.6	-0.8	-1.6	-0.2
Prepared animal feeds.....	02	9	-0.6	1.4	-1.1	0.3	0.2	0.8
Processed materials less foods and feeds.....	ID6	9111	-0.2	0.3	0.0	0.2	1.0	0.3
Synthetic fibers ²	03	1	1.3	2.1	-4.5	3.9	3.1	-3.3
Processed yarns and threads ²	03	2	0.5	-1.1	-0.1	1.0	0.1	-0.3
Finished fabrics ²	03	4	1.9	0.1	-0.2	0.0	0.2	0.5
Natural gas liquids ²	05	32	4.5	12.2	-1.8	-2.5	14.2	-3.8
Commercial electric power.....	05	42	5.1	0.7	0.4	0.2	0.1	3.4
Industrial electric power.....	05	43	-0.3	0.9	-1.1	0.9	-0.2	-0.2
Commercial natural gas.....	05	52	4.8	0.4	0.2	2.4	3.4	2.6
Industrial natural gas.....	05	53	-1.0	-0.3	1.9	4.3	5.9	-2.4
Natural gas to electric utilities.....	05	54	1.2	-1.1	-0.7	3.2	5.3	4.6
Gasoline.....	05	71	-8.2	-0.5	1.0	6.6	0.3	-4.7
Jet fuel ²	05	7203	-13.8	0.6	-1.1	1.2	8.2	4.0
No. 2 diesel fuel.....	05	7303	-18.5	3.6	-1.4	-1.1	10.5	-3.9
Residual fuels ²	05	74	-1.5	-6.3	1.0	-5.0	-0.4	4.9

See footnotes at end of table.

Table 2. Producer price index percentage changes for selected commodity groupings by Final Demand-Intermediate Demand category, seasonally adjusted — Continued
 [February 2025]

Grouping	Commodity code		Unadjusted 12-month percent change ¹	Seasonally adjusted 1-month percent change ¹				
	Group code	Item code		Feb. 2024 to Feb. 2025 ^P	Sept. to Oct.	Oct. to Nov. ^P	Nov. to Dec. ^P	Dec. to Jan. ^P
Finished lubricants ²	05	76	-1.3	0.0	0.1	0.0	-0.3	-0.1
Lubricating oil base stocks ²	05	78	-8.8	1.6	-8.6	-3.5	0.1	1.6
Asphalt.....	05	8102	10.5	6.0	6.7	12.8	6.8	-4.9
Basic inorganic chemicals ²	06	13	2.1	-0.2	1.1	0.0	0.8	0.2
Basic organic chemicals.....	06	14	2.2	-1.4	-1.8	1.1	3.0	-0.3
Prepared paint ²	06	21	0.8	0.1	0.1	-0.1	0.2	0.2
Paint materials ²	06	22	2.1	-0.2	1.0	0.4	-0.5	0.2
Medicinal and botanical chemicals ²	06	31	0.5	-0.1	0.1	0.2	0.1	0.0
Biological products, including diagnostics.....	06	37	3.9	0.3	0.2	0.2	-0.3	0.4
Fats and oils, inedible ²	06	4	-0.9	0.1	0.8	-1.6	0.3	0.9
Nitrogenates.....	06	5201	6.5	-4.1	-4.7	3.8	0.4	4.4
Phosphates.....	06	5202	1.4	-1.4	0.6	-0.1	0.5	-0.7
Other agricultural chemicals ²	06	53	1.1	0.1	0.0	0.0	0.0	0.0
Plastic resins and materials.....	06	6	0.2	0.9	0.4	0.8	0.5	0.5
Industrial gases ²	06	7903	7.1	-3.6	0.8	-4.2	6.9	-0.2
Adhesives and sealants ²	06	7904	2.0	-0.1	0.0	0.0	-0.3	0.3
Synthetic rubber ²	07	1102	10.9	1.2	-1.2	-1.4	0.0	0.4
Tires ²	07	1201	-0.3	-0.1	-0.2	-0.1	0.4	0.3
Plastic construction products ²	07	21	-2.0	-0.5	-0.3	0.0	0.1	-1.3
Unsupported plastic film, sheet, other shapes ²	07	22	2.3	-0.2	-0.4	-0.1	0.8	-0.5
Parts for manufacturing from plastics ²	07	26	0.4	0.0	0.3	-0.1	0.3	-1.2
Plastic packaging products ²	07	2A	0.7	0.4	-0.1	-0.2	0.7	-0.3
Softwood lumber.....	08	11	10.9	2.3	3.5	-0.5	-4.7	-1.9
Hardwood lumber ²	08	12	3.8	0.4	0.2	0.5	1.0	0.0
Millwork.....	08	2	-0.1	0.3	0.2	0.2	-0.2	-0.1
Plywood ²	08	3	-4.0	0.0	-0.1	-0.6	-1.0	2.1
Paper ²	09	13	2.1	0.5	-0.4	-0.1	-0.5	1.3
Paperboard ²	09	14	6.3	0.6	0.2	-0.1	0.8	0.6
Paper boxes and containers ²	09	1503	4.7	0.9	0.3	0.1	0.3	0.1
Building paper and board ²	09	2	-5.9	-0.3	6.4	4.4	-4.2	-0.5
Commercial printing ²	09	47	2.4	0.2	0.0	0.0	0.5	0.4
Foundry and forge shop products ²	10	15	-1.1	-0.2	0.1	-0.3	0.4	0.7
Steel mill products ²	10	17	-18.9	0.9	1.5	-3.6	-1.9	2.7
Primary nonferrous metals ²	10	22	21.2	2.8	-2.3	0.8	0.6	6.2
Secondary nonferrous metals ²	10	24	15.2	3.1	-0.5	1.1	-1.6	2.5
Aluminum mill shapes ²	10	2501	10.7	1.6	2.4	0.8	0.1	1.0
Copper and brass mill shapes ²	10	2502	14.5	2.0	2.2	-1.8	1.3	1.8
Nonferrous wire and cable ²	10	26	5.8	1.6	-1.1	-1.3	0.4	1.8
Nonferrous foundry shop products ²	10	28	4.7	0.3	0.0	-0.2	1.8	-0.1
Metal containers ²	10	3	1.3	-0.4	-0.2	0.0	1.4	0.2
Hardware ²	10	4	1.2	0.4	0.1	0.4	0.1	0.3
Plumbing fixtures and brass fittings.....	10	5	2.2	0.1	0.1	-0.6	1.2	0.0
Heating equipment ²	10	6	2.5	0.1	0.0	0.0	0.3	0.1
Fabricated structural metal products.....	10	7	-0.9	0.5	0.1	-0.1	0.4	0.5
Bolts, nuts, screws, rivets, and washers ²	10	81	6.0	-0.1	0.5	0.0	0.3	2.5
Lighting fixtures ²	10	83	2.9	0.0	0.5	0.0	0.4	0.3
Fabricated ferrous wire products.....	10	88	2.6	0.3	0.5	0.7	0.0	-0.5
Other miscellaneous metal products ²	10	89	2.4	0.2	0.2	0.0	0.4	0.1
Fluid power equipment ²	11	43	3.5	0.0	0.0	0.2	-1.9	0.6
Mechanical power transmission equipment ²	11	45	4.0	0.1	0.4	0.2	0.9	0.1
Air conditioning and refrigeration equipment.....	11	48	1.5	0.1	0.0	0.1	-0.8	1.1
Metal valves, except fluid power.....	11	4902	3.6	0.0	0.1	0.6	0.7	0.9
Ball and roller bearings ²	11	4905	2.8	-0.2	0.0	2.1	0.4	0.0
Wiring devices ²	11	71	-2.2	-1.9	-0.3	0.4	0.0	0.7
Motors, generators, motor generator sets ²	11	73	6.3	0.0	1.3	0.0	0.1	0.1
Switchgear, switchboard, and industrial controls equip. ²	11	75	4.7	-0.1	0.0	1.2	0.1	0.0
Electronic components and accessories.....	11	78	0.4	0.8	1.5	0.1	-0.6	-0.5
Internal combustion engines ²	11	94	3.5	0.2	0.0	0.0	2.4	0.0
Machine shop products ²	11	95	1.0	-0.2	0.0	0.0	0.2	0.0
Flat glass ²	13	11	1.7	0.1	0.0	0.2	0.7	0.4
Cement.....	13	22	2.2	0.1	0.6	0.4	-1.5	0.2
Concrete products.....	13	3	2.6	0.5	0.5	0.1	0.2	0.0
Asphalt felts and coatings ²	13	6	0.0	2.1	-1.3	-0.1	-0.2	-0.7
Paving mixtures and blocks.....	13	94	6.9	0.5	0.4	1.2	4.6	0.1
Motor vehicle parts ²	14	12	0.5	-0.3	0.0	0.0	0.3	0.0
Aircraft engines and engine parts.....	14	23	1.9	0.2	0.1	0.0	0.2	-0.2

See footnotes at end of table.

Table 2. Producer price index percentage changes for selected commodity groupings by Final Demand-Intermediate Demand category, seasonally adjusted — Continued
[February 2025]

Grouping	Commodity code		Unadjusted 12-month percent change ¹	Seasonally adjusted 1-month percent change ¹				
	Group code	Item code		Feb. 2024 to Feb. 2025 ^P	Sept. to Oct.	Oct. to Nov. ^P	Nov. to Dec. ^P	Dec. to Jan. ^P
Aircraft parts and auxiliary equipment, n.e.c.....	14	25	3.0	0.1	0.2	-0.1	0.7	-0.1
Medical, surgical, and personal aid devices.....	15	6	1.9	-0.1	0.0	0.1	0.8	0.1
Unprocessed goods for intermediate demand.....	ID6	2	10.5	2.3	0.0	2.9	5.8	1.3
Unprocessed foodstuffs and feedstuffs.....	ID6	21	17.0	-1.5	2.6	1.2	2.4	5.1
Wheat ²	01	21	-3.8	2.7	-4.2	2.4	-0.2	4.4
Corn.....	01	2202	10.5	-2.4	5.5	1.1	4.4	-1.7
Slaughter cattle.....	01	31	16.3	2.1	-0.3	2.3	4.9	-0.5
Slaughter hogs.....	01	32	30.9	0.3	16.7	1.7	1.5	-1.4
Slaughter chickens.....	01	4102	0.7	2.2	-1.6	-3.5	-3.5	-0.5
Slaughter turkeys.....	01	42	0.8	-0.4	-1.4	-4.8	13.6	5.8
Raw milk.....	01	6	22.1	-6.6	-3.8	-0.3	6.8	6.0
Hay and hayseeds ²	01	81	-7.5	-22.8	1.3	25.4	-6.5	-7.4
Oilseeds.....	01	8301	-10.9	4.2	-5.5	-2.0	4.0	-3.9
Raw cane sugar and byproducts ²	02	5201	-10.7	-2.2	-2.4	-0.3	-2.3	-1.3
Unprocessed nonfood materials.....	ID6	22	6.6	4.9	-1.7	4.1	8.1	-1.2
Raw cotton ²	01	51	-26.0	3.2	-0.8	2.6	-2.5	-0.7
Hides and skins.....	04	1	-16.1	2.8	2.3	-2.9	-2.4	-8.1
Coal ²	05	1	-7.0	3.6	0.1	-3.1	-0.3	-0.2
Natural gas ²	05	31	48.4	21.0	-4.1	48.5	18.3	-5.9
Crude petroleum ²	05	61	-2.0	5.4	-3.2	0.1	12.3	-2.4
Logs, bolts, timber, pulpwood, and woodchips ²	08	5	-0.8	0.0	-0.2	0.0	0.1	0.5
Recyclable paper ²	09	12	-18.5	-13.2	-7.3	-9.2	2.3	0.2
Iron ores ²	10	11	-3.8	1.0	0.6	0.3	0.3	0.0
Iron and steel scrap.....	10	12	-0.3	3.6	-0.2	-8.8	-1.7	8.6
Nonferrous metal ores ²	10	21	17.6	3.8	-2.5	-3.0	5.7	2.6
Copper base scrap ²	10	2301	11.5	3.8	-3.2	1.2	0.5	2.9
Aluminum base scrap.....	10	2302	20.4	4.3	2.7	-0.9	0.3	-2.0
Construction sand, gravel, and crushed stone.....	13	21	8.1	0.6	0.5	0.5	0.0	2.1
Services for intermediate demand.....	ID6	3	1.9	0.1	-0.2	0.5	-0.2	-0.2
Trade services for intermediate demand ³	ID6	33	2.2	0.2	0.7	-0.1	-0.6	0.0
Machinery and equipment parts and supplies wholesaling ²	57	1102	6.2	2.7	-0.4	-0.9	3.3	0.5
Building materials, paint, and hardware wholesaling.....	57	3	3.3	-0.3	1.3	-2.1	2.2	2.0
Metals, minerals, and ores wholesaling ²	57	4	-13.9	1.2	-3.9	0.2	-6.3	1.0
Chemicals and allied products wholesaling ²	57	5	-5.1	-1.7	4.1	-1.3	-4.8	-2.2
Paper and plastics products wholesaling ²	57	6	0.5	0.5	2.1	1.1	-1.5	0.2
Food wholesaling ²	57	8101	8.4	0.4	1.6	0.4	0.5	-0.3
Automotive parts, including tires, retailing ²	58	6102	-1.0	-2.2	2.2	1.5	-3.7	-1.6
Hardware, building material, and supplies retailing.....	58	D	-2.7	-2.5	0.4	0.7	-1.2	-1.3
Transportation and warehousing services for intermediate demand.....	ID6	32	3.3	0.3	0.1	1.0	0.4	0.1
Rail transportation of freight and mail ²	30	11	3.0	-0.2	-0.1	0.1	1.4	0.0
Truck transportation of freight ²	30	12	2.2	-0.5	-0.4	1.5	1.7	-0.1
Water transportation of freight ²	30	13	1.4	-0.7	-1.0	-0.5	-0.6	1.9
Air transportation of freight ²	30	14	1.4	1.4	-0.6	1.3	-0.5	-1.2
U.S. Postal Service ²	30	1601	7.2	0.9	0.0	0.0	0.0	0.2
Courier and messenger services, except air mail.....	30	1602	4.2	0.3	1.3	1.2	-1.6	-0.1
Air mail and package delivery services, excluding by USPS.....	30	1603	5.0	0.5	1.1	1.9	0.2	-0.7
Pipeline transportation ²	30	17	2.4	0.5	0.3	0.7	-0.3	-0.1
Transportation of passengers (partial).....	30	2	2.3	1.9	-0.5	4.9	0.1	0.0
Services related to water transportation ²	31	1	5.5	0.5	0.2	0.1	1.5	0.1
Arrangement of freight and cargo ²	31	31	6.1	0.8	0.0	0.0	0.0	0.0
Warehousing, storage, and related services ²	32	1	3.3	0.1	0.1	0.1	2.7	1.3
Services less trade, transportation, and warehousing for intermediate demand.....	ID6	31	1.5	0.0	-0.4	0.6	-0.2	-0.4
Network compensation from broadcast TV, cable TV, radio ²	35	-	-0.1	-0.1	0.0	0.0	0.1	0.0
Advertising space sales in periodicals and newspapers ²	36	11	-1.9	-0.3	0.3	0.4	1.8	-0.1
Advertising space sales in directories and mail lists ²	36	12	6.7	0.0	4.3	2.3	0.0	0.0
Television advertising time sales.....	36	2	-23.3	2.1	-13.0	-5.1	-1.5	-7.6
Radio advertising time sales ²	36	3	-5.4	-8.9	5.4	-1.7	-17.2	9.4
Internet advertising sales ²	36	6	18.1	-1.5	0.0	0.0	4.1	0.0
Business wired telecommunication services ²	37	12	9.8	-0.7	0.5	0.2	1.0	2.9
Wireless telecommunication services.....	37	2	1.5	0.1	-0.2	0.1	0.1	0.3
Cable and satellite subscriber services.....	37	3	5.3	5.0	1.4	-0.3	0.2	-1.0
Bundled wired telecommunication access services ²	37	5	7.8	0.4	1.2	-0.6	2.9	1.2
Data processing and related services ²	38	1	0.0	0.0	-0.3	-0.1	1.6	-1.4
Business loans (partial).....	39	11	-16.8	-1.8	-3.7	-0.3	-7.5	-2.1

See footnotes at end of table.

Table 2. Producer price index percentage changes for selected commodity groupings by Final Demand-Intermediate Demand category, seasonally adjusted — Continued
 [February 2025]

Grouping	Commodity code		Unadjusted 12-month percent change ¹	Seasonally adjusted 1-month percent change ¹				
	Group code	Item code		Feb. 2024 to Feb. 2025 ^P	Sept. to Oct.	Oct. to Nov. ^P	Nov. to Dec. ^P	Dec. to Jan. ^P
Deposit services (partial) ²	39	2	21.5	0.7	1.1	5.0	0.9	1.2
Other credit intermediation, incl. trust services (partial) ²	39	3	0.7	0.0	3.8	0.0	0.1	0.9
Securities brokerage, dealing, investment advice, and related services ²	40	1	-0.6	-2.7	0.8	0.1	-1.5	-0.8
Portfolio management ²	40	2	13.4	2.8	-0.7	1.8	0.5	0.5
Investment banking ²	40	3	19.2	-0.8	-0.1	4.4	3.6	0.0
Life insurance ²	41	1101	0.4	0.0	0.0	0.0	0.0	0.0
Health and medical insurance.....	41	1103	2.0	0.2	0.3	0.1	-0.9	0.1
Property and casualty insurance ²	41	1104	6.9	0.1	0.1	-0.1	0.1	0.6
Annuities ²	41	2	5.1	-0.1	1.0	0.0	0.0	0.0
Commissions from sales of insurance ²	42	1	0.6	0.2	0.0	0.0	-0.1	0.0
Nonresidential real estate rents.....	43	11	-0.9	2.9	-1.4	1.3	-1.2	-0.4
Nonresidential property sales and leases ²	43	12	1.7	-0.3	0.0	0.4	-0.2	0.0
Residential property management fees ²	43	22	0.5	0.1	-1.1	0.1	0.3	-0.2
Passenger car rental.....	44	1	1.0	-3.4	-0.1	2.9	1.6	-4.0
Truck, utility trailer, and RV rental and leasing.....	44	2	6.0	1.0	-0.1	0.2	1.5	1.5
Construction, mining, and forestry machinery and equipment rental and leasing ²	44	3	1.0	-0.2	0.1	-0.3	0.0	0.0
Legal services.....	45	1	7.5	1.2	0.5	0.9	1.1	-0.1
Accounting services (partial).....	45	2	-0.8	-0.6	-1.9	1.6	0.6	0.4
Architectural and engineering services.....	45	3	1.9	0.0	0.1	0.2	0.3	0.1
Management, scientific, and technical consulting services ²	45	4	2.6	-0.9	2.5	-0.9	0.2	0.1
Advertising and related services (partial) ²	45	5	1.3	0.1	0.1	0.0	0.1	0.2
Permanent placement services ²	46	1	1.8	-0.7	0.7	0.9	-1.6	-0.2
Executive search services ²	46	2	1.0	-0.4	2.1	-4.1	7.2	-3.5
Staffing services.....	46	3	1.5	0.2	-0.1	0.2	0.3	0.0
Security guard services ²	48	1	3.1	0.4	-0.1	0.2	1.0	0.8
Janitorial services ²	49	1	5.1	0.0	0.0	0.0	0.7	0.1
Waste collection.....	50	1	7.1	0.2	1.6	-0.1	0.0	0.0
Traveler accommodation services.....	53	11	10.5	2.0	-1.1	1.9	4.7	-0.1
Commercial and industrial machinery and equipment repair and maintenance.....	55	1	7.6	0.3	0.5	0.8	0.2	1.0
Aircraft repair and maintenance.....	55	4	3.8	0.2	0.1	0.3	0.8	0.0
Metal treatment services ²	59	1	1.4	0.2	-0.3	0.2	0.5	-0.1
Construction for intermediate demand.....	ID6	4	5.4	0.0	0.0	0.1	1.5	-0.4
Maintenance and repair of non-residential buildings (partial) ²	80	2	5.4	0.0	0.0	0.1	1.5	-0.4
Intermediate Demand by Production Flow								
Stage 4 intermediate demand.....	ID5	4	2.0	0.2	0.1	0.4	0.2	0.0
Stage 4 intermediate demand goods.....	ID5	9411	1.5	0.1	0.3	0.2	0.4	0.3
Grains.....	01	2	6.7	-1.2	3.6	1.1	3.7	-0.9
Meats.....	02	21	9.3	2.0	1.2	1.0	1.6	2.6
Unprocessed and packaged fish.....	02	23	6.6	1.5	6.8	-1.2	2.0	-2.8
Dairy products ²	02	3	5.7	-0.8	-1.1	-1.5	0.4	0.1
Commercial electric power.....	05	42	5.1	0.7	0.4	0.2	0.1	3.4
Industrial electric power.....	05	43	-0.3	0.9	-1.1	0.9	-0.2	-0.2
Gasoline.....	05	71	-8.2	-0.5	1.0	6.6	0.3	-4.7
No. 2 diesel fuel.....	05	7303	-18.5	3.6	-1.4	-1.1	10.5	-3.9
Basic organic chemicals.....	06	14	2.2	-1.4	-1.8	1.1	3.0	-0.3
Prepared paint ²	06	21	0.8	0.1	0.1	-0.1	0.2	0.2
Medicinal and botanical chemicals ²	06	31	0.5	-0.1	0.1	0.2	0.1	0.0
Biological products, including diagnostics.....	06	37	3.9	0.3	0.2	0.2	-0.3	0.4
Pharmaceutical preparations.....	06	38	-0.1	0.1	0.1	0.2	-2.1	0.1
Plastic construction products ²	07	21	-2.0	-0.5	-0.3	0.0	0.1	-1.3
Unsupported plastic film, sheet, and other shapes ²	07	22	2.3	-0.2	-0.4	-0.1	0.8	-0.5
Parts for manufacturing from plastics ²	07	26	0.4	0.0	0.3	-0.1	0.3	-1.2
Plastic packaging products ²	07	2A	0.7	0.4	-0.1	-0.2	0.7	-0.3
Lumber.....	08	1	7.9	1.5	2.2	-0.1	-2.4	-1.1
Millwork.....	08	2	-0.1	0.3	0.2	0.2	-0.2	-0.1
Paper boxes and containers ²	09	1503	4.7	0.9	0.3	0.1	0.3	0.1
Commercial printing ²	09	47	2.4	0.2	0.0	0.0	0.5	0.4
Steel mill products ²	10	17	-18.9	0.9	1.5	-3.6	-1.9	2.7
Nonferrous wire and cable ²	10	26	5.8	1.6	-1.1	-1.3	0.4	1.8
Fabricated structural metal products.....	10	7	-0.9	0.5	0.1	-0.1	0.4	0.5
Other miscellaneous metal products ²	10	89	2.4	0.2	0.2	0.0	0.4	0.1
Air conditioning and refrigeration equipment.....	11	48	1.5	0.1	0.0	0.1	-0.8	1.1
Wiring devices ²	11	71	-2.2	-1.9	-0.3	0.4	0.0	0.7

See footnotes at end of table.

Table 2. Producer price index percentage changes for selected commodity groupings by Final Demand-Intermediate Demand category, seasonally adjusted — Continued
 [February 2025]

Grouping	Commodity code		Unadjusted 12-month percent change ¹	Seasonally adjusted 1-month percent change ¹				
	Group code	Item code		Feb. 2024 to Feb. 2025 ^P	Sept. to Oct.	Oct. to Nov. ^P	Nov. to Dec. ^P	Dec. to Jan. ^P
Electronic components and accessories.....	11	78	0.4	0.8	1.5	0.1	-0.6	-0.5
Miscellaneous electrical machinery and equipment ²	11	79	1.1	0.1	0.0	0.0	0.4	0.2
Internal combustion engines ²	11	94	3.5	0.2	0.0	0.0	2.4	0.0
Machine shop products ²	11	95	1.0	-0.2	0.0	0.0	0.2	0.0
Concrete ingredients and related products.....	13	2	6.5	0.5	0.5	0.5	-0.4	1.6
Concrete products.....	13	3	2.6	0.5	0.5	0.1	0.2	0.0
Prepared asphalt, tar roofing and siding products ²	13	61	-0.3	2.5	-1.6	-0.1	-0.2	-0.9
Paving mixtures and blocks.....	13	94	6.9	0.5	0.4	1.2	4.6	0.1
Motor vehicle parts ²	14	12	0.5	-0.3	0.0	0.0	0.3	0.0
Aircraft engines and engine parts.....	14	23	1.9	0.2	0.1	0.0	0.2	-0.2
Aircraft parts and auxiliary equipment, n.e.c.....	14	25	3.0	0.1	0.2	-0.1	0.7	-0.1
Medical, surgical and personal aid devices.....	15	6	1.9	-0.1	0.0	0.1	0.8	0.1
Stage 4 intermediate demand services.....	ID5	9412	2.5	0.3	-0.1	0.6	0.1	-0.3
Truck transportation of freight ²	30	12	2.2	-0.5	-0.4	1.5	1.7	-0.1
Courier, messenger, and U.S. postal services.....	30	16	5.4	0.6	0.8	0.9	-0.6	-0.1
Airline passenger services.....	30	22	2.4	1.9	-0.5	5.0	0.1	0.0
Warehousing, storage, and related services ²	32	1	3.3	0.1	0.1	0.1	2.7	1.3
Advertising space sales in periodicals and newspapers ²	36	11	-1.9	-0.3	0.3	0.4	1.8	-0.1
Data processing and related services ²	38	1	0.0	0.0	-0.3	-0.1	1.6	-1.4
Business loans (partial).....	39	11	-16.8	-1.8	-3.7	-0.3	-7.5	-2.1
Deposit services (partial) ²	39	2	21.5	0.7	1.1	5.0	0.9	1.2
Securities brokerage, dealing, investment advice, and related services ²	40	1	-0.6	-2.7	0.8	0.1	-1.5	-0.8
Portfolio management ²	40	2	13.4	2.8	-0.7	1.8	0.5	0.5
Investment banking ²	40	3	19.2	-0.8	-0.1	4.4	3.6	0.0
Insurance.....	41	11	4.0	0.3	0.2	0.0	-0.3	0.4
Annuities ²	41	2	5.1	-0.1	1.0	0.1	0.0	0.0
Nonresidential real estate rents.....	43	11	-0.9	2.9	-1.4	1.3	-1.2	-0.4
Nonresidential property sales and leases ²	43	12	1.7	-0.3	0.0	0.4	-0.2	0.0
Nonresidential property management fees ²	43	13	-1.3	-1.2	-0.9	-0.6	1.1	-0.3
Residential property management fees ²	43	22	0.5	0.1	-1.1	0.1	0.3	-0.2
Construction, mining, and forestry machinery and equipment rental and leasing ²	44	3	1.0	-0.2	0.1	-0.3	0.0	0.0
Legal services.....	45	1	7.5	1.2	0.5	0.9	1.1	-0.1
Advertising agency services ²	45	51	1.3	0.1	0.1	0.0	0.1	0.2
Accounting services (partial).....	45	2	-0.8	-0.6	-1.9	1.6	0.6	0.4
Architectural and engineering services.....	45	3	1.9	0.0	0.1	0.2	0.3	0.1
Management, scientific, and technical consulting services ²	45	4	2.6	-0.9	2.5	-0.9	0.2	0.1
Staffing services.....	46	3	1.5	0.2	-0.1	0.2	0.3	0.0
Janitorial services ²	49	1	5.1	0.0	0.0	0.0	0.7	0.1
Commercial and industrial machinery and equipment repair and maintenance.....	55	1	7.6	0.3	0.5	0.8	0.2	1.0
Machinery and equipment parts and supplies wholesaling ²	57	1102	6.2	2.7	-0.4	-0.9	3.3	0.5
Building materials, paint, and hardware wholesaling.....	57	3	3.3	-0.3	1.3	-2.1	2.2	2.0
Metals, minerals, and ores wholesaling ²	57	4	-13.9	1.2	-3.9	0.2	-6.3	1.0
Chemicals and allied products wholesaling ²	57	5	-5.1	-1.7	4.1	-1.3	-4.8	-2.2
Paper and plastics products wholesaling ²	57	6	0.5	0.5	2.1	1.1	-1.5	0.2
Food and alcohol wholesaling ²	57	8	7.9	0.6	1.3	0.3	0.4	-0.2
Hardware and building materials and supplies retailing.....	58	D	-2.7	-2.5	0.4	0.7	-1.2	-1.3
Metal treatment services ²	59	1	1.4	0.2	-0.3	0.2	0.5	-0.1
Stage 3 intermediate demand.....	ID5	3	2.1	0.0	0.1	0.4	0.8	0.7
Stage 3 intermediate demand goods.....	ID5	9311	3.2	-0.1	0.6	0.3	2.0	1.9
Slaughter cattle.....	01	31	16.3	2.1	-0.3	2.3	4.9	-0.5
Slaughter hogs.....	01	32	30.9	0.3	16.7	1.7	1.5	-1.4
Slaughter poultry.....	01	4	0.7	1.9	-1.6	-3.6	-1.8	0.2
Raw milk.....	01	6	22.1	-6.6	-3.8	-0.3	6.8	6.0
Commercial electric power.....	05	42	5.1	0.7	0.4	0.2	0.1	3.4
Industrial electric power.....	05	43	-0.3	0.9	-1.1	0.9	-0.2	-0.2
Gasoline.....	05	71	-8.2	-0.5	1.0	6.6	0.3	-4.7
Jet fuel ²	05	7203	-13.8	0.6	-1.1	1.2	8.2	4.0
No. 2 diesel fuel.....	05	7303	-18.5	3.6	-1.4	-1.1	10.5	-3.9
Finished lubricants ²	05	76	-1.3	0.0	0.1	0.0	-0.3	-0.1
Lubricating oil base stocks ²	05	78	-8.8	1.6	-8.6	-3.5	0.1	1.6
Asphalt.....	05	8102	10.5	6.0	6.7	12.8	6.8	-4.9
Basic inorganic chemicals ²	06	13	2.1	-0.2	1.1	0.0	0.8	0.2
Basic organic chemicals.....	06	14	2.2	-1.4	-1.8	1.1	3.0	-0.3
Paints and allied products ²	06	2	1.1	0.0	0.2	0.0	0.1	0.1

See footnotes at end of table.

Table 2. Producer price index percentage changes for selected commodity groupings by Final Demand-Intermediate Demand category, seasonally adjusted — Continued
 [February 2025]

Grouping	Commodity code		Unadjusted 12-month percent change ¹	Seasonally adjusted 1-month percent change ¹				
	Group code	Item code		Feb. 2024 to Feb. 2025 ^P	Sept. to Oct.	Oct. to Nov. ^P	Nov. to Dec. ^P	Dec. to Jan. ^P
Agricultural chemicals and chemical products.....	06	5	2.5	-0.8	-0.9	0.7	0.0	0.8
Plastic resins and materials.....	06	6	0.2	0.9	0.4	0.8	0.5	0.5
Synthetic rubber ²	07	1102	10.9	1.2	-1.2	-1.4	0.0	0.4
Unsupported plastic film, sheet, and other shapes ²	07	22	2.3	-0.2	-0.4	-0.1	0.8	-0.5
Paper ²	09	13	2.1	0.5	-0.4	-0.1	-0.5	1.3
Paperboard ²	09	14	6.3	0.6	0.2	-0.1	0.8	0.6
Converted paper and paperboard products ²	09	15	2.5	0.4	0.0	-0.2	0.1	0.2
Commercial printing ²	09	47	2.4	0.2	0.0	0.0	0.5	0.4
Foundry and forge shop products ²	10	15	-1.1	-0.2	0.1	-0.3	0.4	0.7
Steel mill products ²	10	17	-18.9	0.9	1.5	-3.6	-1.9	2.7
Nonferrous mill shapes ²	10	25	11.2	1.4	2.0	0.0	0.9	1.1
Nonferrous foundry shop products ²	10	28	4.7	0.3	0.0	-0.2	1.8	-0.1
Metal containers ²	10	3	1.3	-0.4	-0.2	0.0	1.4	0.2
Structural, architectural, and pre-engineered metal products.....	10	74	-6.0	0.3	0.3	-0.6	0.4	0.7
Bolts, nuts, screws, rivets, and washers ²	10	81	6.0	-0.1	0.5	0.0	0.3	2.5
Other miscellaneous metal products ²	10	89	2.4	0.2	0.2	0.0	0.4	0.1
General purpose machinery and equipment.....	11	4	3.0	0.2	0.4	0.4	-0.3	0.5
Electrical machinery and equipment.....	11	7	2.1	0.2	0.5	0.2	0.2	0.0
Construction sand, gravel, and crushed stone.....	13	21	8.1	0.6	0.5	0.5	0.0	2.1
Cement.....	13	22	2.2	0.1	0.6	0.4	-1.5	0.2
Motor vehicle parts ²	14	12	0.5	-0.3	0.0	0.0	0.3	0.0
Aircraft and aircraft equipment.....	14	2	2.2	0.1	0.2	0.1	0.2	0.2
Stage 3 intermediate demand services.....	ID5	9312	1.1	0.0	-0.3	0.4	-0.2	-0.2
Rail transportation of freight and mail ²	30	11	3.0	-0.2	-0.1	0.1	1.4	0.0
Courier, messenger, and U.S. postal services.....	30	16	5.4	0.6	0.8	0.9	-0.6	-0.1
Arrangement of freight and cargo ²	31	31	6.1	0.8	0.0	0.0	0.0	0.0
Freight forwarding ²	31	3201	-8.6	0.0	0.0	0.0	0.0	0.0
Warehousing, storage, and related services ²	32	1	3.3	0.1	0.1	0.1	2.7	1.3
Advertising space sales in periodicals, newspapers, directories, and mailing lists ²	36	1	-0.6	-0.2	0.9	0.7	1.5	-0.1
Wired telephone services ²	37	1	6.8	-0.4	0.3	0.1	0.5	1.5
Bundled wired telecommunications access services ²	37	5	7.8	0.4	1.2	-0.6	2.9	1.2
Data processing and related services ²	38	1	0.0	0.0	-0.3	-0.1	1.6	-1.4
Business loans (partial).....	39	11	-16.8	-1.8	-3.7	-0.3	-7.5	-2.1
Deposit services (partial) ²	39	2	21.5	0.7	1.1	5.0	0.9	1.2
Securities brokerage, dealing, investment advice, and related services ²	40	1	-0.6	-2.7	0.8	0.1	-1.5	-0.8
Insurance.....	41	11	4.0	0.3	0.2	0.0	-0.3	0.4
Nonresidential real estate rents.....	43	11	-0.9	2.9	-1.4	1.3	-1.2	-0.4
Legal services.....	45	1	7.5	1.2	0.5	0.9	1.1	-0.1
Accounting services (partial).....	45	2	-0.8	-0.6	-1.9	1.6	0.6	0.4
Architectural and engineering services.....	45	3	1.9	0.0	0.1	0.2	0.3	0.1
Management, scientific, and technical consulting services ²	45	4	2.6	-0.9	2.5	-0.9	0.2	0.1
Advertising agency services ²	45	51	1.3	0.1	0.1	0.0	0.1	0.2
Staffing services.....	46	3	1.5	0.2	-0.1	0.2	0.3	0.0
Aircraft repair maintenance.....	55	4	3.8	0.2	0.1	0.3	0.8	0.0
Machinery and equipment parts and supplies wholesaling ²	57	1102	6.2	2.7	-0.4	-0.9	3.3	0.5
Building materials, paint, and hardware wholesaling.....	57	3	3.3	-0.3	1.3	-2.1	2.2	2.0
Metals, minerals, and ores wholesaling ²	57	4	-13.9	1.2	-3.9	0.2	-6.3	1.0
Chemicals and allied products wholesaling ²	57	5	-5.1	-1.7	4.1	-1.3	-4.8	-2.2
Paper and plastics products wholesaling ²	57	6	0.5	0.5	2.1	1.1	-1.5	0.2
Food wholesaling ²	57	8101	8.4	0.4	1.6	0.4	0.5	-0.3
Metal treatment services ²	59	1	1.4	0.2	-0.3	0.2	0.5	-0.1
Stage 2 intermediate demand.....	ID5	2	2.3	1.3	-0.8	1.3	1.8	-0.5
Stage 2 intermediate demand goods.....	ID5	9211	3.8	3.3	-1.4	2.7	5.5	-1.0
Corn.....	01	2202	10.5	-2.4	5.5	1.1	4.4	-1.7
Oilseeds.....	01	83	-10.9	4.2	-5.5	-2.0	4.0	-3.9
Prepared animal feeds.....	02	9	-0.6	1.4	-1.1	0.3	0.2	0.8
Coal ²	05	1	-7.0	3.6	0.1	-3.1	-0.3	-0.2
Natural gas ²	05	31	48.4	21.0	-4.1	48.5	18.3	-5.9
Natural gas liquids ²	05	32	4.5	12.2	-1.8	-2.5	14.2	-3.8
Crude petroleum ²	05	61	-2.0	5.4	-3.2	0.1	12.3	-2.4
No. 2 diesel fuel.....	05	7303	-18.5	3.6	-1.4	-1.1	10.5	-3.9
Industrial chemicals.....	06	1	2.2	-1.2	-1.2	0.9	2.6	-0.2
Plastic resins and materials.....	06	6	0.2	0.9	0.4	0.8	0.5	0.5
Plastic products ²	07	2	0.5	0.0	0.0	-0.1	0.4	-0.6
Logs, bolts, timber, pulpwood, and wood chips ²	08	5	-0.8	0.0	-0.2	0.0	0.1	0.5

See footnotes at end of table.

Table 2. Producer price index percentage changes for selected commodity groupings by Final Demand-Intermediate Demand category, seasonally adjusted — Continued
 [February 2025]

Grouping	Commodity code		Unadjusted 12-month percent change ¹	Seasonally adjusted 1-month percent change ¹				
	Group code	Item code		Feb. 2024 to Feb. 2025 ^P	Sept. to Oct.	Oct. to Nov. ^P	Nov. to Dec. ^P	Dec. to Jan. ^P
Paper ²	09	13	2.1	0.5	-0.4	-0.1	-0.5	1.3
Paperboard, excluding corrugated paperboard ²	09	1411	6.4	0.8	0.3	-0.4	0.6	0.8
Commercial printing ²	09	47	2.4	0.2	0.0	0.0	0.5	0.4
Iron and steel scrap.....	10	12	-0.3	3.6	-0.2	-8.8	-1.7	8.6
Steel mill products ²	10	17	-18.9	0.9	1.5	-3.6	-1.9	2.7
Nonferrous mill shapes ²	10	25	11.2	1.4	2.0	0.0	0.9	1.1
Electrical machinery and equipment.....	11	7	2.1	0.2	0.5	0.2	0.2	0.0
Electronic components and accessories.....	11	78	0.4	0.8	1.5	0.1	-0.6	-0.5
Stage 2 intermediate demand services.....	ID5	9212	1.2	0.0	-0.4	0.5	-0.7	-0.2
Rail transportation of freight and mail ²	30	11	3.0	-0.2	-0.1	0.1	1.4	0.0
Truck transportation of freight ²	30	12	2.2	-0.5	-0.4	1.5	1.7	-0.1
U.S. Postal Service ²	30	1601	7.2	0.9	0.0	0.0	0.0	0.2
Courier and messenger services, except air.....	30	1602	4.2	0.3	1.3	1.2	-1.6	-0.1
Air mail and package delivery services, excluding by USPS.....	30	1603	5.0	0.5	1.1	1.9	0.2	-0.7
Pipeline transportation ²	30	17	2.4	0.5	0.3	0.7	-0.3	-0.1
Airline passenger services.....	30	22	2.4	1.9	-0.5	5.0	0.1	0.0
Arrangement of freight and cargo ²	31	31	6.1	0.8	0.0	0.0	0.0	0.0
Television advertising time sales.....	36	21	-23.3	2.1	-13.0	-5.1	-1.5	-7.6
Wireless telecommunication services.....	37	2	1.5	0.1	-0.2	0.1	0.1	0.3
Data processing and related services ²	38	1	0.0	0.0	-0.3	-0.1	1.6	-1.4
Securities brokerage, dealing, investment advice, and related services ²	40	1	-0.6	-2.7	0.8	0.1	-1.5	-0.8
Portfolio management ²	40	2	13.4	2.8	-0.7	1.8	0.5	0.5
Investment banking ²	40	31	19.2	-0.8	-0.1	4.4	3.6	0.0
Insurance.....	41	11	4.0	0.3	0.2	0.0	-0.3	0.4
Commissions from sales of insurance ²	42	11	0.6	0.2	0.0	0.0	-0.1	0.0
Legal services.....	45	1	7.5	1.2	0.5	0.9	1.1	-0.1
Accounting services (partial).....	45	2	-0.8	-0.6	-1.9	1.6	0.6	0.4
Management, scientific, and technical consulting services ²	45	4	2.6	-0.9	2.5	-0.9	0.2	0.1
Advertising agency services ²	45	51	1.3	0.1	0.1	0.0	0.1	0.2
Staffing services.....	46	3	1.5	0.2	-0.1	0.2	0.3	0.0
Security guard services ²	48	1	3.1	0.4	-0.1	0.2	1.0	0.8
Janitorial services ²	49	1	5.1	0.0	0.0	0.0	0.7	0.1
Traveler accommodation services.....	53	1	10.5	2.0	-1.1	1.9	4.7	-0.1
Commercial and industrial machinery and equipment repair and maintenance.....	55	1	7.6	0.3	0.5	0.8	0.2	1.0
Hardware and building materials and supplies retailing.....	58	D	-2.7	-2.5	0.4	0.7	-1.2	-1.3
Stage 1 intermediate demand.....	ID5	1	1.0	0.1	-0.1	0.4	0.6	0.1
Stage 1 intermediate demand goods.....	ID5	9111	-0.3	0.2	0.0	0.0	1.1	0.6
Prepared animal feeds.....	02	9	-0.6	1.4	-1.1	0.3	0.2	0.8
Commercial electric power.....	05	42	5.1	0.7	0.4	0.2	0.1	3.4
Industrial electric power.....	05	43	-0.3	0.9	-1.1	0.9	-0.2	-0.2
Commercial natural gas.....	05	52	4.8	0.4	0.2	2.4	3.4	2.6
Industrial natural gas.....	05	53	-1.0	-0.3	1.9	4.3	5.9	-2.4
Gasoline.....	05	71	-8.2	-0.5	1.0	6.6	0.3	-4.7
No. 2 diesel fuel.....	05	7303	-18.5	3.6	-1.4	-1.1	10.5	-3.9
Industrial chemicals.....	06	1	2.2	-1.2	-1.2	0.9	2.6	-0.2
Prepared paint ²	06	21	0.8	0.1	0.1	-0.1	0.2	0.2
Plastic construction products ²	07	21	-2.0	-0.5	-0.3	0.0	0.1	-1.3
Recyclable paper ²	09	12	-18.5	-13.2	-7.3	-9.2	2.3	0.2
Paper ²	09	13	2.1	0.5	-0.4	-0.1	-0.5	1.3
Converted paper and paperboard products ²	09	15	2.5	0.4	0.0	-0.2	0.1	0.2
Iron and steel scrap.....	10	12	-0.3	3.6	-0.2	-8.8	-1.7	8.6
Steel mill products ²	10	17	-18.9	0.9	1.5	-3.6	-1.9	2.7
Primary nonferrous metals ²	10	22	21.2	2.8	-2.3	0.8	0.6	6.2
Nonferrous scrap.....	10	23	16.6	3.3	-0.7	0.6	0.0	1.3
Nonferrous wire and cable ²	10	26	5.8	1.6	-1.1	-1.3	0.4	1.8
Fabricated structural metal products.....	10	7	-0.9	0.5	0.1	-0.1	0.4	0.5
General purpose machinery and equipment.....	11	4	3.0	0.2	0.4	0.4	-0.3	0.5
Construction sand, gravel, and crushed stone.....	13	21	8.1	0.6	0.5	0.5	0.0	2.1
Stage 1 intermediate demand services.....	ID5	9112	2.1	0.0	-0.1	0.7	0.1	-0.3
Truck transportation of freight ²	30	12	2.2	-0.5	-0.4	1.5	1.7	-0.1
Airline passenger services.....	30	22	2.4	1.9	-0.5	5.0	0.1	0.0
Advertising space sales in periodicals, newspapers, directories, and mailing lists ²	36	1	-0.6	-0.2	0.9	0.7	1.5	-0.1
Business wired telecommunication services ²	37	12	9.8	-0.7	0.5	0.2	1.0	2.9
Wireless telecommunication services.....	37	2	1.5	0.1	-0.2	0.1	0.1	0.3

See footnotes at end of table.

Table 2. Producer price index percentage changes for selected commodity groupings by Final Demand-Intermediate Demand category, seasonally adjusted — Continued
 [February 2025]

Grouping	Commodity code		Unadjusted 12-month percent change ¹	Seasonally adjusted 1-month percent change ¹				
	Group code	Item code		Feb. 2024 to Feb. 2025 ^p	Sept. to Oct.	Oct. to Nov. ^p	Nov. to Dec. ^p	Dec. to Jan. ^p
Bundled wired telecommunications access services ²	37	5	7.8	0.4	1.2	-0.6	2.9	1.2
Business loans (partial).....	39	11	-16.8	-1.8	-3.7	-0.3	-7.5	-2.1
Deposit services (partial) ²	39	2	21.5	0.7	1.1	5.0	0.9	1.2
Securities brokerage, dealing, investment advice, and related services ²	40	1	-0.6	-2.7	0.8	0.1	-1.5	-0.8
Portfolio management ²	40	2	13.4	2.8	-0.7	1.8	0.5	0.5
Investment banking ²	40	3	19.2	-0.8	-0.1	4.4	3.6	0.0
Insurance.....	41	11	4.0	0.3	0.2	0.0	-0.3	0.4
Nonresidential real estate rents.....	43	11	-0.9	2.9	-1.4	1.3	-1.2	-0.4
Architectural and engineering services.....	45	3	1.9	0.0	0.1	0.2	0.3	0.1
Management consulting services ²	45	41	2.6	-0.9	2.5	-0.9	0.2	0.1
Waste collection.....	50	1	7.1	0.2	1.6	-0.1	0.0	0.0
Traveler accommodation services.....	53	11	10.5	2.0	-1.1	1.9	4.7	-0.1
Commercial and industrial machinery and equipment repair and maintenance.....	55	1	7.6	0.3	0.5	0.8	0.2	1.0
Machinery and equipment parts and supplies wholesaling ²	57	1102	6.2	2.7	-0.4	-0.9	3.3	0.5
Building materials, paint, and hardware wholesaling.....	57	3	3.3	-0.3	1.3	-2.1	2.2	2.0
Metals, minerals, and ores wholesaling ²	57	4	-13.9	1.2	-3.9	0.2	-6.3	1.0
Chemicals and allied products wholesaling ²	57	5	-5.1	-1.7	4.1	-1.3	-4.8	-2.2
Paper and plastics products wholesaling ²	57	6	0.5	0.5	2.1	1.1	-1.5	0.2
Hardware and building materials and supplies retailing.....	58	D	-2.7	-2.5	0.4	0.7	-1.2	-1.3
Mining services ²	60	1	0.6	-1.6	0.7	1.2	0.1	-0.1

¹ All indexes are subject to revision for 4 months after their originally scheduled publication to incorporate late reports and corrections by survey respondents. In addition, seasonally adjusted indexes are subject to change for up to 5 years due to the recalculation of seasonal factors published each January.

² Seasonal tests did not indicate the presence of seasonality. Data shown is not seasonally adjusted.

³ Trade indexes measure changes in margins received by wholesalers and retailers.

p Preliminary

"-" Data not available.

NOTE: The term "(partial)" denotes incomplete coverage of the index category.

Table 3. Producer price indexes for Final Demand-Intermediate Demand groupings, seasonally adjusted
 [February 2025, Index base Nov. 2009=100, unless otherwise indicated]

Grouping	Other index base	Commodity code		Seasonally adjusted index ¹				
		Group code	Item code	Oct. 2024	Nov. 2024 ^p	Dec. 2024 ^p	Jan. 2025 ^p	Feb. 2025 ^p
Final Demand								
Final demand.....		FD	4	146.242	146.409	147.079	147.975	147.953
Final demand goods.....		FD	41	143.598	144.406	145.113	146.025	146.489
Final demand foods.....		FD	411	153.151	156.413	156.882	158.403	161.114
Finished consumer foods ²	00/82	FD	4111	274.717	281.591	282.533	285.526	291.156
Finished consumer foods, crude.....	00/82	FD	411113	262.153	322.217	334.269	353.601	412.207
Finished consumer foods, processed.....	00/82	FD	411112	274.722	276.497	276.376	277.799	278.363
Government purchased foods.....		FD	4112	161.560	162.408	162.295	163.550	165.385
Foods for export.....		FD	4113	140.775	142.214	142.641	143.501	144.443
Final demand energy.....		FD	412	133.353	133.835	136.657	139.168	137.482
Finished consumer energy goods ²	00/82	FD	4121	212.096	213.316	218.711	221.066	217.094
Government purchased energy.....		FD	4122	134.789	134.414	135.558	141.795	143.166
Energy for export.....		FD	4123	118.749	117.745	117.371	123.676	125.063
Final demand goods less foods and energy.....		FD	413	144.244	144.467	144.580	144.822	145.329
Finished goods less foods and energy ²	00/82	FD	4131	254.762	255.334	255.749	255.801	256.617
Finished consumer goods less foods and energy.....	00/82	FD	41311	282.435	283.175	283.448	282.773	284.003
Nondurable consumer goods less foods and energy.....	00/82	FD	413111	368.766	370.138	370.363	368.769	370.814
Durable consumer goods.....	00/82	FD	413112	194.374	194.550	194.845	194.966	195.452
Private capital equipment.....	00/82	FD	41312	219.326	219.725	220.248	220.936	221.352
Private capital equipment for manufacturing industries.....	00/82	FD	413121	237.853	238.252	238.874	239.929	240.320
Private capital equipment for nonmanufacturing industries.....	00/82	FD	413122	213.794	214.193	214.687	215.266	215.689
Government purchased goods, excluding foods and energy.....		FD	4132	140.306	140.422	140.860	141.677	141.940
Government purchased goods excluding foods, energy, and capital equipment.....		FD	41321	148.055	148.037	148.344	149.547	149.893
Government purchased capital equipment.....		FD	41322	128.428	128.702	129.290	129.629	129.790
Goods for export, excluding foods and energy.....		FD	4133	139.342	139.416	139.205	139.623	140.265
Final demand services.....		FD	42	146.333	146.218	146.884	147.779	147.541
Final demand trade services ³		FD	423	156.964	156.016	156.655	158.473	156.936
Trade of finished goods ²		FD	4231	154.241	153.329	154.217	155.934	154.264
Trade of personal consumption goods.....		FD	42311	151.970	151.776	153.069	154.042	152.353
Trade of private capital equipment.....		FD	42312	162.544	158.464	157.548	162.541	160.970
Trade of government purchased goods.....		FD	4232	176.218	174.712	173.834	176.763	176.279
Trade of government purchased goods, excluding capital equipment.....		FD	42321	176.178	177.542	177.267	177.529	177.957
Trade of government purchased capital equipment.....		FD	42322	174.587	168.808	167.037	173.923	172.042
Trade of exports.....		FD	4233	175.320	174.247	173.091	175.434	174.765
Final demand transportation and warehousing services.....		FD	422	150.228	149.860	153.152	154.600	154.567
Transportation of passengers for final demand.....		FD	4221	136.546	135.888	142.607	142.682	142.734
Transportation of private passengers.....		FD	42211	136.545	135.889	142.594	142.669	142.721
Transportation of government passengers.....		FD	42212	136.316	135.665	142.309	142.383	142.435
Transportation of passengers for export.....		FD	42213	136.557	135.894	142.670	142.746	142.799
Transportation and warehousing of goods for final demand.....		FD	4222	154.741	154.488	156.424	158.400	158.338
Transportation and warehousing of finished goods ²		FD	42221	152.292	151.899	153.807	155.981	155.933
Transportation and warehousing of personal consumption goods.....		FD	422211	153.081	152.721	154.625	156.740	156.689
Transportation and warehousing of private capital equipment.....		FD	422212	149.088	148.562	150.484	152.902	152.866
Transportation and warehousing of government purchased goods.....		FD	42222	154.278	153.920	155.449	157.597	157.766
Transportation and warehousing of exports.....		FD	42223	161.650	161.741	163.844	165.336	165.192
Final demand services less trade, transportation, and warehousing.....		FD	421	140.994	141.240	141.641	142.104	142.365
Finished services less trade, transportation, and warehousing ²		FD	4211	141.077	141.338	141.747	142.241	142.554
Finished consumer services less trade, transportation, and warehousing.....		FD	42111	140.536	140.794	141.233	141.768	142.106
Private capital investment services less trade, transportation, and warehousing.....		FD	42112	146.478	146.763	146.942	147.121	147.238
Government purchased services less trade, transportation, and warehousing.....		FD	4212	131.521	131.441	131.896	132.585	132.387
Gov. purchased services less trade, transportation, and warehousing, excl. capital investment.....		FD	42121	132.079	131.988	132.517	133.242	133.042
Government purchased capital investment services less trade, transportation, and warehousing.....		FD	42122	117.222	117.288	116.678	116.820	116.642
Services for export less trade, transportation, and warehousing.....		FD	4213	151.508	151.931	152.152	151.885	151.948
Final demand construction.....		FD	43	176.736	176.770	177.025	177.707	177.580
Construction for private capital investment.....		FD	431	180.411	180.436	180.750	181.291	181.090
Construction for government.....		FD	432	170.027	170.079	170.208	171.195	171.225
Final Demand Special Groupings								
Final demand less exports.....	04/10	FD	49101	143.966	144.150	144.891	145.787	145.712
Final demand less government.....	04/10	FD	49102	144.306	144.498	145.175	146.001	145.962
Final demand less foods, food and nonalcoholic beverages for immediate consumption, and energy ¹	04/10	FD	49103	145.113	145.045	145.605	146.383	146.296
Final demand less foods and energy ⁴	04/10	FD	49104	144.897	144.858	145.389	146.130	146.055
Final demand less foods and food and nonalcoholic beverages for immediate consumption ⁴	04/10	FD	49105	143.891	143.859	144.567	145.456	145.264

See footnotes at end of table.

Table 3. Producer price indexes for Final Demand-Intermediate Demand groupings, seasonally adjusted — Continued

[February 2025, Index base Nov. 2009=100, unless otherwise indicated]

Grouping	Other index base	Commodity code		Seasonally adjusted index ¹				
		Group code	Item code	Oct. 2024	Nov. 2024 ^P	Dec. 2024 ^P	Jan. 2025 ^P	Feb. 2025 ^P
Final demand less foods ⁴	04/10	FD	49106	143.686	143.680	144.350	145.199	145.025
Final demand less energy.....	04/10	FD	49107	145.105	145.251	145.778	146.562	146.644
Final demand less trade services.....	01/10	FD	49108	142.071	142.480	143.148	143.832	144.138
Final demand less distributive services ⁵	01/10	FD	49109	141.697	142.135	142.750	143.379	143.701
Final demand goods less energy.....	01/10	FD	49111	144.650	145.532	145.721	146.238	147.220
Final demand goods less foods.....	04/10	FD	49112	138.496	138.774	139.515	140.281	140.265
Final demand services less trade services.....	04/10	FD	49113	140.623	140.810	141.478	142.028	142.260
Final demand distributive services ⁵	04/10	FD	49114	153.453	152.631	153.456	155.261	153.982
Final demand goods plus final demand distributive services ⁵	04/10	FD	49115	145.605	145.726	146.472	147.741	147.481
Final demand less foods, energy, and trade services ⁴	08/13	FD	49116	133.614	133.794	134.269	134.711	134.986
Private and government purchased capital equipment.....	08/13	FD	49117	132.399	132.646	133.002	133.408	133.647
Private and government purchased capital investment services.....	08/13	FD	49118	141.553	140.161	139.978	142.030	141.511
Total private and government purchased capital investment.....	08/13	FD	49119	140.067	139.468	139.537	140.789	140.607
Total finished ²	01/10	FD	49201	145.101	145.320	146.093	146.929	146.827
Total finished less foods, food and nonalcoholic beverages for immediate consumption, and energy ^{2, 4}	12/10	FD	49202	144.603	144.578	145.189	145.930	145.796
Total finished less foods and energy ^{2, 4}	01/10	FD	49203	145.483	145.453	146.066	146.811	146.677
Total finished less foods and food and nonalcoholic beverages for immediate consumption ^{2, 4}	12/10	FD	49204	143.157	143.182	143.963	144.747	144.467
Total finished less foods ^{2, 4}	01/10	FD	49205	144.607	144.627	145.414	146.203	145.923
Total finished less energy ²	01/10	FD	49206	145.969	146.154	146.762	147.558	147.607
Finished goods ²	00/82	FD	49207	257.362	259.446	261.323	262.609	263.178
Finished goods less energy ²	00/82	FD	49208	259.249	261.520	262.077	262.922	265.038
Finished goods, excluding foods ^{2, 4}	00/82	FD	49209	252.128	252.946	255.064	255.897	255.130
Finished services ²	01/10	FD	49210	144.329	144.232	144.921	145.802	145.558
Private capital investment services.....	04/10	FD	49211	151.873	150.483	150.350	152.448	151.926
Finished distributive services ^{2, 5}	04/10	FD	49212	150.830	149.999	150.992	152.728	151.287
Finished services less trade services ²	04/10	FD	49213	140.430	140.635	141.250	141.819	142.105
Finished services less distributive services ^{2, 5}	04/10	FD	49214	140.055	140.294	140.839	141.321	141.625
Total private capital investment (goods, services, and construction).....	04/10	FD	49215	148.353	147.711	147.791	149.112	148.915
Finished goods plus finished distributive services ²	04/10	FD	49216	147.009	147.210	148.231	149.439	148.914
Total exports.....	04/10	FD	49301	143.376	143.416	143.545	144.336	144.663
Goods for export.....	00/82	FD	49302	231.971	232.258	232.014	233.369	234.578
Services for export.....	04/10	FD	49303	159.292	159.156	159.667	160.485	160.297
Total government purchases.....	04/10	FD	49401	139.990	139.856	140.315	141.838	142.018
Government purchased goods.....	00/82	FD	49402	229.542	229.662	230.565	234.234	235.413
Government purchased services.....	04/10	FD	49403	140.418	140.082	140.541	141.646	141.426
Total government purchased capital investment (goods, services, construction).....	08/13	FD	49404	138.196	137.651	137.671	138.946	138.790
Government purchases, defense.....	05/15	FD	49405	125.980	125.617	126.053	127.989	128.228
Government purchases, non-defense.....	05/15	FD	49406	134.569	134.541	134.971	136.191	136.330
Personal consumption.....	01/10	FD	49501	144.274	144.690	145.621	146.345	146.265
Personal consumption goods (finished consumer goods).....	00/82	FD	49502	273.413	276.233	278.701	280.246	280.881
Personal consumption goods less energy.....	00/82	FD	49503	279.678	283.106	283.673	284.603	287.767
Personal consumption goods less foods.....	00/82	FD	49504	270.932	272.006	275.106	276.024	274.525
Personal consumption nondurable goods less foods.....	00/82	FD	49508	304.345	305.819	310.172	311.445	309.058
Personal consumption services.....	04/10	FD	49505	142.625	142.728	143.542	144.231	144.031
Personal consumption less trade services.....	04/10	FD	49506	141.746	142.311	143.148	143.807	144.126
Personal consumption less distributive services ⁵	04/10	FD	49507	141.575	142.174	142.974	143.583	143.915
Personal consumption less foods and energy.....	04/14	FD	49510	133.493	133.616	134.312	134.857	134.750
Personal consumption less foods, energy, and trade services ³	04/14	FD	49511	131.453	131.666	132.212	132.651	132.981
Personal consumption less foods, energy, and distributive services ⁵	04/14	FD	49512	131.612	131.850	132.346	132.721	133.068
Personal consumption goods plus personal consumption distributive services ⁵	08/13	FD	49509	134.073	134.645	135.853	136.725	136.201
Intermediate Demand by Commodity Type								
Processed goods								
Processed goods for intermediate demand.....	00/82	ID6	1	253.975	254.110	254.563	257.037	258.256
Materials and components for manufacturing.....	00/82	ID6	11	233.689	234.226	234.107	235.004	236.558
Materials for manufacturing.....		ID6	111	143.711	144.109	143.952	144.526	146.013
Materials for food manufacturing.....	00/82	ID6	1111	259.872	262.797	263.976	266.129	273.858
Materials for nondurable manufacturing.....	00/82	ID6	1112	262.543	261.182	262.544	265.559	265.721
Materials for durable manufacturing.....	00/82	ID6	1113	272.464	274.709	271.740	269.929	273.462
Components for manufacturing.....	00/82	ID6	112	191.174	191.471	191.549	192.237	192.383
Components for nondurable manufacturing.....		ID6	1121	148.389	148.386	148.368	149.141	148.618
Components for durable manufacturing.....		ID6	1122	134.936	135.156	135.215	135.689	135.822
Materials and components for construction.....	00/82	ID6	12	355.824	356.188	356.583	357.172	357.405
Materials for construction.....		ID6	121	170.641	171.236	171.609	171.930	171.806
Components for construction.....		ID6	122	179.684	179.512	179.555	179.820	180.138
Processed fuels and lubricants for intermediate demand.....	00/82	ID6	13	228.781	227.647	229.886	238.238	239.344
Processed fuels and lubricants to manufacturing industries.....	00/82	ID6	131	241.123	237.604	239.247	246.449	246.725

See footnotes at end of table.

Table 3. Producer price indexes for Final Demand-Intermediate Demand groupings, seasonally adjusted — Continued

[February 2025, Index base Nov. 2009=100, unless otherwise indicated]

Grouping	Other index base	Commodity code		Seasonally adjusted index ¹				
		Group code	Item code	Oct. 2024	Nov. 2024 ^P	Dec. 2024 ^P	Jan. 2025 ^P	Feb. 2025 ^P
Processed fuels and lubricants to nonmanufacturing industries.....	00/82	ID6	132	225.144	224.763	227.194	235.920	237.285
Containers for intermediate demand.....	00/82	ID6	14	312.491	312.365	312.785	314.309	314.789
Supplies for intermediate demand.....	00/82	ID6	15	252.835	253.186	253.247	254.383	255.340
Supplies to manufacturing industries.....	00/82	ID6	151	251.218	252.124	251.851	252.959	252.995
Supplies to nonmanufacturing industries.....	00/82	ID6	152	251.079	251.341	251.453	252.585	253.677
Supplies to nonmanufacturing industries, feeds.....	00/82	ID6	1521	216.685	214.941	215.841	216.126	217.649
Supplies to nonmanufacturing industries, other than feeds.....	00/82	ID6	1522	257.569	258.093	258.104	259.354	260.400
Unprocessed goods								
Unprocessed goods for intermediate demand.....	00/82	ID6	2	244.736	244.740	251.870	266.546	269.926
Unprocessed foodstuffs and feedstuffs.....	00/82	ID6	21	223.006	228.737	231.429	236.930	249.130
Unprocessed nonfood materials.....	00/82	ID6	22	249.868	245.692	255.749	276.480	273.272
Unprocessed nonfood materials except fuel.....	00/82	ID6	221	315.538	310.827	308.350	329.385	328.528
Unprocessed nonfood materials except fuel to manufacturing industries.....	00/82	ID6	2211	289.794	285.146	282.654	303.050	301.873
Unprocessed nonfood materials except fuel to nonmanufacturing industries.....	00/82	ID6	2212	383.984	385.710	387.716	388.366	396.336
Unprocessed fuel.....	00/82	ID6	222	113.771	110.805	144.081	163.247	155.747
Unprocessed fuel to manufacturing industries.....	00/82	ID6	2221	223.027	222.105	229.099	235.850	232.620
Unprocessed fuel to nonmanufacturing industries.....	00/82	ID6	2222	110.859	107.693	143.400	163.812	155.858
Services								
Services for intermediate demand.....		ID6	3	152.299	152.058	152.849	152.594	152.214
Trade services for intermediate demand ⁵		ID6	33	178.843	180.041	179.883	178.839	178.926
Trade services for manufacturing industries.....	12/12	ID6	331	162.920	163.880	163.382	162.577	162.708
Trade services for nonmanufacturing industries.....	12/12	ID6	332	159.602	160.795	160.993	159.921	159.950
Transportation and warehousing services for intermediate demand.....		ID6	32	161.282	161.467	163.088	163.764	163.989
Transportation of passengers for intermediate demand.....		ID6	321	136.379	135.729	142.370	142.444	142.495
Transportation of passengers for manufacturing industries.....		ID6	3211	136.533	135.870	142.642	142.718	142.771
Transportation of passengers for nonmanufacturing industries.....		ID6	3212	136.421	135.773	142.399	142.474	142.525
Transportation and warehousing of goods for intermediate demand.....		ID6	322	163.945	164.208	165.364	166.098	166.340
Transportation and warehousing of goods for manufacturing industries.....	12/12	ID6	3221	130.959	130.690	131.881	133.310	133.392
Transportation and warehousing of goods for nonmanufacturing industries.....	12/12	ID6	3222	147.985	148.361	149.327	149.744	149.995
Services less trade, transportation, and warehousing for intermediate demand.....		ID6	31	143.502	142.880	143.712	143.457	142.871
Services less trade, transportation, and warehousing for manufacturing industries.....		ID6	311	135.581	135.846	136.230	136.843	136.842
Services less trade, transportation, and warehousing for nonmanufacturing industries.....		ID6	312	143.752	143.099	143.947	143.661	143.055
Construction								
Construction for intermediate demand.....		ID6	4	152.540	152.576	152.660	155.011	154.449
Intermediate Demand by Commodity Type Special Groupings								
Processed materials less foods and feeds.....	00/82	ID6	9111	254.700	254.686	255.102	257.657	258.492
Processed foods and feeds.....	00/82	ID6	9112	247.150	248.740	249.558	251.234	256.205
Processed energy goods.....	00/82	ID6	9113	229.843	228.703	230.953	239.344	240.451
Processed materials less energy.....	00/82	ID6	9118	256.935	257.386	257.386	258.358	259.592
Processed materials less foods and energy.....	00/82	ID6	9115	257.698	258.000	257.895	258.774	259.521
Intermediate distributive services ⁶	04/10	ID6	9116	169.826	170.601	171.016	170.757	170.911
Processed goods plus intermediate distributive services.....	04/10	ID6	9117	146.631	146.894	147.186	148.098	148.622
Unprocessed materials less agricultural products.....	00/82	ID6	9211	257.996	252.411	263.078	285.619	282.364
Unprocessed energy materials ⁷	00/82	ID6	9212	184.127	178.638	192.887	216.782	210.093
Unprocessed materials less energy.....	00/82	ID6	9213	278.346	282.969	283.226	288.969	300.627
Unprocessed nonfood materials less energy ⁸	00/82	ID6	9216	443.464	444.493	437.132	443.470	453.108
Intermediate Demand by Production Flow								
Stage 4 Intermediate Demand								
Stage 4 intermediate demand.....		ID5	4	152.363	152.499	153.183	153.552	153.538
Inputs to stage 4 goods producers.....		ID5	41	147.516	148.179	148.359	148.810	149.249
Goods.....		ID5	411	139.016	139.700	140.034	140.226	140.714
Foods.....		ID5	4111	141.322	145.212	147.230	146.071	147.250
Energy.....		ID5	4112	132.473	131.355	133.192	139.236	146.980
Goods excluding foods and energy.....		ID5	4113	138.832	139.041	139.104	139.449	139.764
Services.....		ID5	412	175.811	176.403	176.071	177.384	177.660
Trade services.....		ID5	4123	188.903	189.591	188.784	190.265	190.677
Transportation and warehousing services.....		ID5	4122	137.375	136.992	138.858	140.321	140.230
Transportation of passengers.....		ID5	41221	136.556	135.893	142.670	142.746	142.798
Transportation and warehousing of goods.....		ID5	41222	146.632	146.279	147.306	149.137	149.014
Services less trade, transportation, and warehousing.....		ID5	4121	135.957	136.532	136.893	137.572	137.553
Inputs to stage 4 services producers.....		ID5	42	151.702	151.522	152.485	152.794	152.503

See footnotes at end of table.

Table 3. Producer price indexes for Final Demand-Intermediate Demand groupings, seasonally adjusted — Continued

[February 2025, Index base Nov. 2009=100, unless otherwise indicated]

Grouping	Other index base	Commodity code		Seasonally adjusted index ¹				
		Group code	Item code	Oct. 2024	Nov. 2024 ^P	Dec. 2024 ^P	Jan. 2025 ^P	Feb. 2025 ^P
Goods.....		ID5	421	147.694	147.965	148.075	149.332	150.203
Foods.....		ID5	4211	152.938	155.250	154.413	155.609	155.741
Energy.....		ID5	4212	139.742	139.404	140.359	142.014	144.335
Goods excluding foods and energy.....		ID5	4213	149.854	149.848	149.755	150.791	151.043
Services.....		ID5	422	152.808	152.479	153.726	153.715	153.037
Trade services.....		ID5	4223	168.777	170.457	169.951	169.798	169.729
Transportation and warehousing services.....		ID5	4222	157.877	158.133	159.755	160.833	161.335
Transportation of passengers.....		ID5	42221	136.027	135.370	142.081	142.156	142.208
Transportation and warehousing of goods.....		ID5	42222	162.245	162.658	163.424	164.677	165.257
Services less trade, transportation, and warehousing.....		ID5	4221	149.479	148.877	150.262	150.153	149.292
Construction.....		ID5	423	152.540	152.576	152.660	155.011	154.449
Inputs to stage 4 construction producers.....		ID5	43	163.348	163.622	164.255	164.687	164.819
Goods.....		ID5	431	167.396	167.778	168.604	169.187	169.169
Energy.....		ID5	4312	133.366	134.224	141.025	144.985	139.950
Goods excluding foods and energy.....		ID5	4313	174.654	174.997	175.240	175.498	175.987
Services.....		ID5	432	152.910	152.915	153.071	153.123	153.628
Trade services.....		ID5	4323	170.332	170.343	169.681	168.349	169.461
Transportation and warehousing services.....		ID5	4322	146.038	145.563	147.482	149.799	149.686
Transportation of passengers.....		ID5	43221	142.344	141.653	148.704	148.784	148.838
Transportation and warehousing of goods.....		ID5	43222	146.903	146.431	148.236	150.619	150.501
Services less trade, transportation, and warehousing.....		ID5	4321	135.170	135.353	135.517	135.865	136.065
Stage 3 Intermediate Demand								
Stage 3 intermediate demand.....		ID5	3	147.623	147.767	148.288	149.407	150.492
Inputs to stage 3 goods producers.....		ID5	31	155.676	156.834	157.191	158.849	161.927
Goods.....		ID5	311	150.866	152.214	152.547	154.847	158.641
Foods.....		ID5	3111	171.074	174.926	175.656	181.846	194.184
Energy.....		ID5	3112	122.021	123.235	128.424	136.832	138.024
Goods excluding foods and energy.....		ID5	3113	148.146	148.468	148.358	148.703	149.185
Services.....		ID5	312	163.742	164.093	164.521	163.594	163.773
Trade services.....		ID5	3123	170.012	170.912	170.560	167.357	167.594
Transportation and warehousing services.....		ID5	3122	149.594	149.110	150.857	153.016	153.168
Transportation of passengers.....		ID5	31221	145.393	144.687	151.899	151.979	152.035
Transportation and warehousing of goods.....		ID5	31222	149.616	149.144	150.588	152.858	153.016
Services less trade, transportation, and warehousing.....		ID5	3121	138.948	139.117	139.384	139.795	139.806
Inputs to stage 3 services producers.....		ID5	32	140.494	139.898	140.533	141.293	140.958
Goods.....		ID5	321	116.039	115.316	115.744	120.124	119.966
Foods.....		ID5	3211	151.718	152.405	151.753	151.383	150.230
Energy.....		ID5	3212	108.064	106.848	107.550	114.451	114.067
Goods excluding foods and energy.....		ID5	3213	138.268	138.295	138.316	138.873	139.110
Services.....		ID5	322	146.686	146.115	146.812	146.597	146.219
Trade services.....		ID5	3223	201.899	203.162	203.730	202.013	202.738
Transportation and warehousing services.....		ID5	3222	172.624	173.092	174.041	173.774	174.158
Transportation of passengers.....		ID5	32221	104.429	104.403	104.671	104.674	104.676
Transportation and warehousing of goods.....		ID5	32222	173.177	173.648	174.601	174.333	174.719
Services less trade, transportation, and warehousing.....		ID5	3221	136.766	135.798	136.436	136.324	135.670
Construction.....		ID5	323	152.540	152.576	152.660	155.011	154.449
Inputs to stage 3 construction producers.....		ID5	33	142.436	142.922	143.369	142.558	142.410
Goods.....		ID5	331	135.448	135.938	136.496	136.289	136.738
Goods excluding foods and energy.....		ID5	3313	172.593	173.218	173.929	173.664	174.237
Services.....		ID5	332	169.649	170.195	170.568	168.930	168.049
Trade services.....		ID5	3323	174.430	175.073	175.480	173.581	172.592
Transportation and warehousing services.....		ID5	3322	117.731	117.330	117.481	118.386	118.645
Transportation and warehousing of goods.....		ID5	33222	124.270	123.847	124.005	124.961	125.234
Services less trade, transportation, and warehousing.....		ID5	3321	129.059	128.841	128.882	129.302	129.223
Stage 2 Intermediate Demand								
Stage 2 intermediate demand.....		ID5	2	136.297	135.200	137.017	139.540	138.787
Inputs to stage 2 goods producers.....		ID5	21	120.984	119.747	122.418	127.668	126.577
Goods.....		ID5	211	113.887	112.035	115.401	122.524	121.138
Foods.....		ID5	2111	140.509	137.493	137.740	139.692	138.230
Energy.....		ID5	2112	81.916	79.524	85.430	96.135	93.162
Goods excluding foods and energy.....		ID5	2113	144.861	144.531	143.670	144.631	146.339
Services.....		ID5	212	156.133	156.786	157.472	157.099	156.875
Trade services.....		ID5	2123	178.266	180.606	180.879	179.762	179.290
Transportation and warehousing services.....		ID5	2122	171.733	172.021	173.234	174.267	174.480
Transportation of passengers.....		ID5	21221	136.917	136.282	142.770	142.843	142.893
Transportation and warehousing of goods.....		ID5	21222	173.749	174.082	175.042	176.124	176.345
Services less trade, transportation, and warehousing.....		ID5	2121	141.356	140.543	141.298	140.330	139.918
Construction.....		ID5	213	152.540	152.576	152.660	155.011	154.449

See footnotes at end of table.

Table 3. Producer price indexes for Final Demand-Intermediate Demand groupings, seasonally adjusted — Continued

[February 2025, Index base Nov. 2009=100, unless otherwise indicated]

Grouping	Other index base	Commodity code		Seasonally adjusted index ¹				
		Group code	Item code	Oct. 2024	Nov. 2024 ^P	Dec. 2024 ^P	Jan. 2025 ^P	Feb. 2025 ^P
Inputs to stage 2 services producers.....		ID5	22	150.511	149.626	150.325	149.391	149.084
Goods.....		ID5	221	143.794	143.625	144.026	145.347	145.498
Foods.....		ID5	2211	116.497	115.954	117.008	117.877	119.641
Energy.....		ID5	2212	136.110	135.410	139.009	146.118	145.649
Goods excluding foods and energy.....		ID5	2213	144.974	144.844	145.027	145.976	146.147
Services.....		ID5	222	150.854	149.864	150.611	149.329	148.972
Trade services.....		ID5	2223	197.700	200.511	203.263	197.633	197.680
Transportation and warehousing services.....		ID5	2222	151.847	151.594	152.857	152.647	152.882
Transportation of passengers.....		ID5	22221	136.976	136.316	143.063	143.139	143.191
Transportation and warehousing of goods.....		ID5	22222	155.179	155.000	155.261	154.998	155.269
Services less trade, transportation, and warehousing.....		ID5	2221	149.495	148.267	148.887	147.721	147.298
Construction.....		ID5	223	152.540	152.576	152.660	155.011	154.449
Stage 1 Intermediate Demand								
Stage 1 intermediate demand.....		ID5	1	146.226	146.143	146.690	147.532	147.709
Inputs to stage 1 goods producers.....		ID5	11	141.143	141.485	141.312	141.813	142.809
Goods.....		ID5	111	136.722	136.920	136.707	138.012	139.313
Foods.....		ID5	1111	130.344	133.294	134.373	135.483	134.112
Energy.....		ID5	1112	117.433	116.773	117.942	122.691	126.223
Goods excluding foods and energy.....		ID5	1113	145.962	145.905	145.133	145.675	146.928
Services.....		ID5	112	157.468	158.234	158.171	156.367	156.519
Trade services.....		ID5	1123	169.703	170.994	170.083	166.786	166.895
Transportation and warehousing services.....		ID5	1122	160.704	159.821	161.644	161.029	161.669
Transportation of passengers.....		ID5	11221	136.530	135.867	142.642	142.718	142.771
Transportation and warehousing of goods.....		ID5	11222	164.868	163.941	164.512	163.733	164.513
Services less trade, transportation, and warehousing.....		ID5	1121	115.833	116.070	116.774	116.908	117.013
Construction.....		ID5	113	152.540	152.576	152.660	155.011	154.449
Inputs to stage 1 services producers.....		ID5	12	148.184	147.844	148.884	149.911	149.643
Goods.....		ID5	121	143.379	143.105	143.304	145.300	146.031
Foods.....		ID5	1211	144.440	156.547	167.888	191.935	299.269
Energy.....		ID5	1212	140.938	139.856	140.097	145.644	145.530
Goods excluding foods and energy.....		ID5	1213	152.390	152.398	152.511	152.792	153.236
Services.....		ID5	122	149.523	149.157	150.546	151.160	150.474
Trade services.....		ID5	1223	180.042	181.142	181.133	180.433	181.122
Transportation and warehousing services.....		ID5	1222	149.047	149.182	152.284	152.529	152.534
Transportation of passengers.....		ID5	12221	136.449	135.786	142.557	142.633	142.685
Transportation and warehousing of goods.....		ID5	12222	171.619	172.188	173.690	174.049	174.036
Services less trade, transportation, and warehousing.....		ID5	1221	144.851	144.273	145.541	146.329	145.418
Construction.....		ID5	123	152.540	152.576	152.660	155.011	154.449
Inputs to stage 1 construction producers.....		ID5	13	162.909	162.827	163.132	164.130	164.099
Goods.....		ID5	131	164.166	164.069	164.236	165.921	166.096
Energy.....		ID5	1312	112.816	110.690	109.625	119.261	116.937
Goods excluding foods and energy.....		ID5	1313	173.042	173.188	173.507	174.259	174.741
Services.....		ID5	132	160.865	160.817	161.465	160.781	160.244
Trade services.....		ID5	1323	171.149	171.247	171.468	169.733	168.966
Transportation and warehousing services.....		ID5	1322	120.261	119.802	121.496	123.463	123.428
Transportation and warehousing of goods.....		ID5	13222	124.394	123.920	125.672	127.707	127.670
Services less trade, transportation, and warehousing.....		ID5	1321	144.709	145.085	145.468	145.603	146.331
Intermediate Demand by Production Flow Special Groupings								
Total goods inputs to stage 4 intermediate demand.....	04/10	ID5	9411	144.263	144.750	145.109	145.690	146.179
Total services inputs to stage 4 intermediate demand.....	04/10	ID5	9412	155.918	155.736	156.693	156.862	156.398
Total construction inputs to stage 4 intermediate demand.....	04/10	ID5	9413	151.276	151.312	151.396	153.726	153.169
Total foods inputs to stage 4 intermediate demand.....	04/10	ID5	9414	143.107	146.249	147.022	146.879	147.592
Total energy goods inputs to stage 4 intermediate demand.....	04/10	ID5	9415	127.072	126.912	128.669	130.661	131.886
Total goods less foods and energy inputs to stage 4 intermediate demand.....	04/10	ID5	9416	148.196	148.390	148.462	148.926	149.266
Total goods inputs to stage 3 intermediate demand.....	04/10	ID5	9311	134.855	135.622	135.965	138.627	141.229
Total services inputs to stage 3 intermediate demand.....	04/10	ID5	9312	148.597	148.190	148.835	148.492	148.204
Total construction inputs to stage 3 intermediate demand.....	04/10	ID5	9313	151.276	151.312	151.396	153.726	153.169
Total foods inputs to stage 3 intermediate demand.....	04/10	ID5	9314	152.117	155.521	156.161	161.620	172.498
Total energy goods inputs to stage 3 intermediate demand.....	04/10	ID5	9315	108.067	107.234	108.589	115.582	115.439
Total goods less foods and energy inputs to stage 3 intermediate demand.....	04/10	ID5	9316	140.800	141.069	140.997	141.350	141.776
Total goods inputs to stage 2 intermediate demand.....	04/10	ID5	9211	111.360	109.764	112.674	118.876	117.708
Total services inputs to stage 2 intermediate demand.....	04/10	ID5	9212	152.604	151.998	152.734	151.662	151.335
Total construction inputs to stage 2 intermediate demand.....	04/10	ID5	9213	151.276	151.312	151.396	153.726	153.169
Total foods inputs to stage 2 intermediate demand.....	04/10	ID5	9214	141.072	138.075	138.338	140.285	138.866
Total energy goods inputs to stage 2 intermediate demand.....	04/10	ID5	9215	80.810	78.486	84.244	94.685	91.802
Total goods less foods and energy inputs to stage 2 intermediate demand.....	04/10	ID5	9216	136.620	136.353	135.771	136.675	137.947
Total goods inputs to stage 1 intermediate demand.....	04/10	ID5	9111	127.572	127.563	127.553	128.976	129.793

See footnotes at end of table.

Table 3. Producer price indexes for Final Demand-Intermediate Demand groupings, seasonally adjusted — Continued

[February 2025, Index base Nov. 2009=100, unless otherwise indicated]

Grouping	Other index base	Commodity code		Seasonally adjusted index ¹				
		Group code	Item code	Oct. 2024	Nov. 2024 ^p	Dec. 2024 ^p	Jan. 2025 ^p	Feb. 2025 ^p
Total services inputs to stage 1 intermediate demand.....	04/10	ID5	9112	150.849	150.700	151.785	151.897	151.368
Total construction inputs to stage 1 intermediate demand.....	04/10	ID5	9117	151.276	151.312	151.396	153.726	153.169
Total foods inputs to stage 1 intermediate demand.....	04/10	ID5	9114	122.907	125.894	127.146	128.723	129.956
Total energy goods inputs to stage 1 intermediate demand.....	04/10	ID5	9115	124.418	123.452	123.941	129.326	130.470
Total goods less foods and energy inputs to stage 1 intermediate demand.....	04/10	ID5	9116	127.268	127.272	127.044	127.463	128.164

¹ All indexes are subject to revision for 4 months after their originally scheduled publication to incorporate late reports and corrections by survey respondents. In addition, seasonally adjusted indexes are subject to change for up to 5 years due to the recalculation of seasonal factors published each January.

² PPI defines Total finished as including only the personal consumption and private capital investment portions of final demand.

³ Trade indexes measure changes in margins received by wholesalers and retailers.

⁴ The PPI definition of foods does not include food and beverages for immediate consumption. PPI defines food and beverages for immediate consumption as the service of preparing meals, snacks, and beverages to customer order for immediate on-premises and off-premises consumption.

⁵ Distributive services include transportation, warehousing, and trade of goods.

⁶ Includes intermediate trade, transportation, and warehousing services.

⁷ Includes crude petroleum.

⁸ Excludes crude petroleum.

p Preliminary

“-” Data not available.

Table 4. Producer price index percentage changes and weights for Final Demand-Intermediate Demand groupings, not seasonally adjusted
[February 2025]

Title	Commodity code		Relative Importance Dec. 2024 ¹	Unadjusted 12-month percent change ² Feb. 2024 to Feb. 2025 ^P	Unadjusted 1-month percent change ²				
	Group code	Item code			Sept. to Oct.	Oct. to Nov. ^P	Nov. to Dec. ^P	Dec. to Jan. ^P	Jan. to Feb. ^P
Final Demand									
Final demand.....	FD	4	100.000	3.2	0.4	-0.2	0.1	0.9	0.2
Final demand goods.....	FD	41	29.859	1.7	-0.1	0.3	-0.2	1.1	0.8
Final demand foods.....	FD	411	5.743	5.9	-0.8	3.0	-0.5	0.6	1.6
Finished consumer goods ³	FD	4111	4.463	6.7	-0.9	3.3	-0.6	0.7	1.7
Finished consumer foods, crude.....	FD	41113	0.469	37.2	-6.6	32.3	-4.1	3.9	14.4
Finished consumer foods, processed.....	FD	41112	3.994	3.5	-0.4	0.5	-0.2	0.3	0.2
Government purchased foods.....	FD	4112	0.413	5.4	-0.1	0.5	-0.4	0.4	0.9
Foods for export.....	FD	4113	0.867	2.4	-0.4	3.1	-0.2	0.5	1.5
Final demand energy.....	FD	412	5.265	-3.7	-0.5	-2.0	-1.0	4.0	1.4
Finished consumer energy goods ³	FD	4121	4.163	-2.8	-0.9	-2.2	-0.9	3.9	1.0
Government purchased energy.....	FD	4122	0.751	-6.5	0.8	-1.4	-1.3	4.4	3.0
Energy for export.....	FD	4123	0.351	-7.3	1.9	-1.4	-1.8	4.6	2.9
Final demand goods less foods and energy.....	FD	413	18.852	2.1	0.2	0.1	0.1	0.4	0.4
Finished goods less foods and energy ³	FD	4131	10.887	2.3	0.3	0.2	0.1	0.2	0.3
Finished consumer goods less foods and energy.....	FD	41311	5.776	2.1	0.2	0.2	0.1	0.0	0.4
Nondurable consumer goods less foods and energy.....	FD	413111	3.523	2.3	0.1	0.3	0.0	0.0	0.6
Durable consumer goods.....	FD	413112	2.253	1.6	0.4	0.1	0.2	0.1	0.2
Private capital equipment.....	FD	41312	5.111	2.5	0.3	0.2	0.2	0.5	0.2
Private capital equipment for manufacturing industries.....	FD	413121	1.263	3.2	0.3	0.1	0.2	0.6	0.2
Private capital equipment for nonmanufacturing industries.....	FD	413122	3.848	2.3	0.3	0.2	0.2	0.4	0.2
Government purchased goods, excluding foods and energy.....	FD	4132	1.957	2.4	0.0	0.0	0.3	1.0	0.2
Government purchased goods excluding foods, energy, and capital equipment.....	FD	41321	1.135	2.5	-0.1	0.0	0.1	1.2	0.2
Government purchased capital equipment.....	FD	41322	0.822	2.3	0.1	0.2	0.5	0.7	0.1
Goods for export, excluding foods and energy.....	FD	4133	6.008	1.6	0.2	0.0	-0.1	0.5	0.6
Final demand services.....	FD	42	67.520	3.9	0.7	-0.4	0.2	0.8	0.0
Final demand trade services ⁴	FD	423	19.199	4.0	0.9	-1.0	0.1	1.0	-0.6
Trade of finished goods ³	FD	4231	16.476	3.6	0.7	-1.1	0.2	1.0	-0.6
Trade of personal consumption goods.....	FD	42311	13.363	2.2	0.1	-0.8	0.4	0.5	-0.6
Trade of private capital equipment.....	FD	42312	3.113	10.3	3.5	-2.6	-0.7	3.0	-0.9
Trade of government purchased goods.....	FD	4232	0.769	7.4	1.9	-0.9	-0.5	1.7	-0.3
Trade of government purchased goods, excluding capital equipment.....	FD	42321	0.474	4.4	0.5	0.7	-0.1	0.1	0.2
Trade of government purchased capital equipment.....	FD	42322	0.295	12.2	4.2	-3.3	-1.0	4.1	-1.1
Trade of exports.....	FD	4233	1.954	5.9	1.9	-0.6	-0.6	1.3	-0.4
Final demand transportation and warehousing services.....	FD	422	4.899	2.6	1.6	-1.0	2.5	0.9	-0.3
Transportation of passengers for final demand.....	FD	4221	1.299	2.3	7.6	-3.2	6.4	-1.2	-0.8
Transportation of private passengers.....	FD	42211	0.876	2.3	7.6	-3.2	6.4	-1.2	-0.8
Transportation of government passengers.....	FD	42212	0.105	2.3	7.5	-3.2	6.4	-1.2	-0.8
Transportation of passengers for export.....	FD	42213	0.318	2.4	7.7	-3.2	6.5	-1.2	-0.8
Transportation and warehousing of goods for final demand.....	FD	4222	3.600	2.7	-0.3	-0.2	1.2	1.7	-0.1
Transportation and warehousing of finished goods ³	FD	42221	2.322	2.6	-0.4	-0.3	1.2	1.6	0.0
Transportation and warehousing of personal consumption goods.....	FD	422211	1.874	2.6	-0.3	-0.3	1.2	1.6	-0.1
Transportation and warehousing of private capital equipment.....	FD	422212	0.448	2.3	-0.4	-0.4	1.3	1.6	0.0
Transportation and warehousing of government purchased goods.....	FD	42222	0.217	2.8	-0.2	-0.2	1.0	1.4	0.1
Transportation and warehousing of exports.....	FD	42223	1.061	2.8	-0.3	0.0	1.2	2.0	-0.2
Final demand services less trade, transportation, and warehousing.....	FD	421	43.425	4.0	0.5	0.0	0.0	0.7	0.3
Finished services less trade, transportation, and warehousing ³	FD	4211	37.805	4.0	0.5	-0.1	0.0	0.7	0.3
Finished consumer services less trade, transportation, and warehousing.....	FD	42111	33.356	4.0	0.6	-0.1	0.0	0.8	0.4
Private capital investment services less trade, transportation, and warehousing.....	FD	42112	4.449	3.8	0.0	0.1	0.0	0.1	0.0
Government purchased services less trade, transportation, and warehousing.....	FD	4212	2.836	3.7	0.4	-0.3	0.2	0.9	-0.1
Gov. purchased services less trade, transportation, and warehousing, excl. capital investment.....	FD	42121	2.672	3.5	0.4	-0.3	0.3	1.0	-0.1
Government purchased capital investment services less trade, transportation, and warehousing.....	FD	42122	0.164	5.6	0.6	0.1	-0.5	0.1	-0.2
Services for export less trade, transportation, and warehousing.....	FD	4213	2.784	4.6	-0.2	0.4	-0.1	0.5	0.1
Final demand construction.....	FD	43	2.621	1.7	-0.2	0.0	0.1	0.4	-0.1
Construction for private capital investment.....	FD	431	1.816	1.3	-0.3	0.0	0.2	0.3	-0.1
Construction for government.....	FD	432	0.805	2.5	-0.1	0.0	0.1	0.6	0.0
Special Groupings of Final Demand									
Final demand less exports.....	FD	49101	86.657	3.2	0.4	-0.2	0.1	0.9	0.2
Final demand less government.....	FD	49102	92.147	3.2	0.4	-0.2	0.1	0.9	0.2

See footnotes at end of table.

Table 4. Producer price index percentage changes and weights for Final Demand-Intermediate Demand groupings, not seasonally adjusted — Continued
[February 2025]

Title	Commodity code		Relative Importance Dec. 2024 ¹	Unadjusted 12-month percent change ² Feb. 2024 to Feb. 2025 ^P	Unadjusted 1-month percent change ²				
	Group code	Item code			Sept. to Oct.	Oct. to Nov. ^P	Nov. to Dec. ^P	Dec. to Jan. ^P	Jan. to Feb. ^P
Final demand less foods, food and nonalcoholic beverages for immediate consumption, and energy ⁵	FD	49103	88.564	3.4	0.6	-0.3	0.2	0.8	0.1
Final demand less foods and energy ⁵	FD	49104	88.992	3.4	0.6	-0.3	0.2	0.7	0.1
Final demand less foods and food and nonalcoholic beverages for immediate consumption ⁵	FD	49105	93.829	3.0	0.5	-0.4	0.1	1.0	0.2
Final demand less foods ⁵	FD	49106	94.257	3.0	0.5	-0.4	0.1	0.9	0.2
Final demand less energy.....	FD	49107	94.735	3.6	0.5	-0.1	0.1	0.7	0.2
Final demand less trade services.....	FD	49108	80.801	3.0	0.3	0.0	0.1	0.9	0.4
Final demand less distributive services ⁶	FD	49109	77.201	3.0	0.3	0.0	0.0	0.8	0.5
Final demand goods less energy.....	FD	49111	24.595	3.0	0.0	0.8	-0.1	0.5	0.7
Final demand goods less foods.....	FD	49112	24.117	0.7	0.1	-0.4	-0.2	1.2	0.6
Final demand services less trade services.....	FD	49113	48.324	3.9	0.6	-0.1	0.3	0.8	0.2
Final demand distributive services ⁶	FD	49114	22.799	3.8	0.7	-0.9	0.3	1.1	-0.5
Final demand goods plus final demand distributive services ⁶	FD	49115	52.659	2.6	0.3	-0.2	0.0	1.1	0.2
Final demand less foods, energy, and trade services ⁵	FD	49116	69.793	3.3	0.5	-0.1	0.2	0.6	0.3
Private and government purchased capital equipment.....	FD	49117	5.933	2.5	0.3	0.2	0.3	0.5	0.2
Private and government purchased capital investment services.....	FD	49118	8.469	6.4	1.4	-1.1	-0.3	1.4	-0.4
Total private and government purchased capital investment.....	FD	49119	14.402	4.3	0.8	-0.5	0.0	0.9	-0.1
Total finished ³	FD	49201	78.808	3.3	0.4	-0.2	0.1	0.9	0.2
Total finished less foods, food and nonalcoholic beverages for immediate consumption, and energy ^{3,5}	FD	49202	69.758	3.5	0.6	-0.3	0.2	0.7	0.1
Total finished less foods and energy ^{3,5}	FD	49203	70.182	3.5	0.6	-0.3	0.2	0.7	0.1
Total finished less foods and food and nonalcoholic beverages for immediate consumption ^{3,5}	FD	49204	73.921	3.1	0.5	-0.4	0.1	0.9	0.1
Total finished less foods ^{3,5}	FD	49205	74.345	3.1	0.5	-0.4	0.1	0.9	0.1
Total finished less energy ³	FD	49206	74.645	3.7	0.5	-0.1	0.2	0.7	0.2
Finished goods ³	FD	49207	19.513	2.1	-0.2	0.4	-0.2	1.1	0.8
Finished goods less energy ³	FD	49208	15.350	3.5	-0.1	1.1	-0.1	0.4	0.7
Finished goods, excluding foods ^{3,5}	FD	49209	15.050	0.8	-0.1	-0.5	-0.1	1.2	0.5
Finished services ³	FD	49210	57.479	3.8	0.6	-0.4	0.2	0.8	0.0
Private capital investment services.....	FD	49211	8.010	6.2	1.3	-1.0	-0.2	1.3	-0.4
Finished distributive services ^{3,6}	FD	49212	18.798	3.5	0.6	-1.0	0.3	1.1	-0.6
Finished services less trade services ³	FD	49213	41.003	3.9	0.6	-0.1	0.2	0.8	0.3
Finished services less distributive services ^{3,6}	FD	49214	38.681	3.9	0.7	-0.1	0.2	0.7	0.3
Total private capital investment (goods, services, and construction).....	FD	49215	14.937	4.3	0.8	-0.5	0.0	0.9	-0.1
Finished goods plus finished distributive services ^{3,6}	FD	49216	38.311	2.8	0.2	-0.3	0.0	1.1	0.1
Total exports.....	FD	49301	13.343	2.7	0.5	0.1	0.0	0.8	0.4
Goods for export.....	FD	49302	7.226	1.2	0.2	0.3	-0.2	0.7	0.8
Services for export.....	FD	49303	6.117	4.6	0.8	-0.2	0.3	0.9	-0.2
Total government purchases.....	FD	49401	7.853	2.5	0.5	-0.3	0.1	1.3	0.3
Government purchased goods.....	FD	49402	3.121	0.3	0.2	-0.3	-0.2	1.7	1.0
Government purchased services.....	FD	49403	3.927	4.3	0.9	-0.5	0.3	1.0	-0.1
Total government purchased capital investment (goods, services, construction).....	FD	49404	2.086	4.0	0.7	-0.4	0.0	1.1	-0.1
Government purchases, defense.....	FD	49405	2.335	2.0	0.8	-0.4	0.2	1.7	0.3
Government purchases, non-defense.....	FD	49406	5.518	2.7	0.3	-0.3	0.0	1.1	0.3
Personal consumption.....	FD	49501	63.871	3.1	0.3	-0.2	0.1	0.9	0.3
Personal consumption goods (finished consumer goods).....	FD	49502	14.402	1.9	-0.4	0.4	-0.4	1.3	1.0
Personal consumption goods less energy.....	FD	49503	10.239	4.0	-0.3	1.5	-0.2	0.3	1.0
Personal consumption goods less foods.....	FD	49504	9.939	-0.1	-0.2	-0.8	-0.3	1.6	0.7
Personal consumption nondurable goods less foods.....	FD	49508	7.686	-0.6	-0.4	-1.1	-0.5	2.1	0.8
Personal consumption services.....	FD	49505	49.469	3.4	0.5	-0.3	0.3	0.7	0.1
Personal consumption less trade services.....	FD	49506	50.508	3.3	0.4	0.0	0.1	1.0	0.5
Personal consumption less distributive services ⁶	FD	49507	48.634	3.4	0.4	0.0	0.0	0.9	0.5
Personal consumption less foods and energy.....	FD	49510	55.245	3.3	0.5	-0.3	0.3	0.7	0.1
Personal consumption less foods, energy, and trade services ⁴	FD	49511	41.882	3.6	0.6	-0.1	0.2	0.7	0.3
Personal consumption less foods, energy, and distributive services ⁶	FD	49512	40.008	3.7	0.7	-0.1	0.2	0.7	0.4
Personal consumption goods plus personal consumption distributive services ⁶	FD	49509	29.639	2.1	-0.2	-0.2	0.1	1.0	0.2
Intermediate Demand by Commodity Type									
Processed goods									
Processed goods for intermediate demand.....	ID6	1	100.000	0.3	0.0	-0.3	-0.3	1.0	0.9
Materials and components for manufacturing.....	ID6	11	43.625	1.1	0.1	0.2	-0.2	0.4	0.8
Materials for manufacturing.....	ID6	111	26.711	1.0	0.1	0.2	-0.3	0.3	1.2
Materials for food manufacturing.....	ID6	1111	4.626	9.5	-1.1	1.0	0.3	0.6	2.9
Materials for nondurable manufacturing.....	ID6	1112	11.860	2.2	-0.1	-0.6	0.1	0.9	0.2
Materials for durable manufacturing.....	ID6	1113	10.225	-3.8	0.8	0.7	-1.1	-0.4	1.7
Components for manufacturing.....	ID6	112	16.914	1.3	0.0	0.1	0.0	0.4	0.1

See footnotes at end of table.

Table 4. Producer price index percentage changes and weights for Final Demand-Intermediate Demand groupings, not seasonally adjusted — Continued
[February 2025]

Title	Commodity code		Relative Importance Dec. 2024 ¹	Unadjusted 12-month percent change ² Feb. 2024 to Feb. 2025 ^P	Unadjusted 1-month percent change ²				
	Group code	Item code			Sept. to Oct.	Oct. to Nov. ^P	Nov. to Dec. ^P	Dec. to Jan. ^P	Jan. to Feb. ^P
Components for nondurable manufacturing.....	ID6	1121	0.817	1.8	0.1	0.0	0.0	0.5	-0.3
Components for durable manufacturing.....	ID6	1122	16.097	1.3	0.0	0.2	0.0	0.4	0.1
Materials and components for construction.....	ID6	12	10.891	0.7	0.1	0.0	0.0	0.7	0.2
Materials for construction.....	ID6	121	4.858	1.6	0.4	0.2	0.0	1.2	0.2
Components for construction.....	ID6	122	6.033	-0.1	-0.1	-0.1	0.0	0.2	0.2
Processed fuels and lubricants for intermediate demand.....	ID6	13	17.734	-4.1	-0.2	-2.4	-1.1	3.6	2.5
Processed fuels and lubricants to manufacturing industries.....	ID6	131	4.479	-2.6	-1.5	-2.8	-0.7	3.0	2.6
Processed fuels and lubricants to nonmanufacturing industries.....	ID6	132	13.255	-4.6	0.2	-2.2	-1.2	3.8	2.5
Containers for intermediate demand.....	ID6	14	3.177	3.3	0.4	-0.1	0.1	0.7	0.2
Supplies for intermediate demand.....	ID6	15	24.574	2.0	0.0	0.1	0.0	0.5	0.4
Supplies to manufacturing industries.....	ID6	151	3.319	2.6	0.2	0.4	-0.1	0.5	0.0
Supplies to nonmanufacturing industries.....	ID6	152	21.255	1.9	0.0	0.1	0.0	0.5	0.5
Supplies to nonmanufacturing industries, feeds.....	ID6	1521	2.073	-0.7	0.2	-0.6	0.6	0.1	1.1
Supplies to nonmanufacturing industries, other than feeds.....	ID6	1522	19.182	2.2	-0.1	0.2	-0.1	0.5	0.4
Unprocessed goods									
Unprocessed goods for intermediate demand.....	ID6	2	100.000	10.5	2.3	0.4	3.2	6.1	2.2
Unprocessed foodstuffs and feedstuffs.....	ID6	21	39.040	17.0	-1.3	3.3	1.0	2.0	7.1
Unprocessed nonfood materials.....	ID6	22	60.960	6.6	4.9	-1.4	4.7	8.7	-0.8
Unprocessed nonfood materials except fuel.....	ID6	221	48.605	2.2	3.2	-1.2	-0.1	7.6	0.2
Unprocessed nonfood materials except fuel to manufacturing industries.....	ID6	2211	45.945	1.9	3.4	-1.3	-0.1	7.8	0.1
Unprocessed nonfood materials except fuel to nonmanufacturing industries.....	ID6	2212	2.660	7.9	0.2	0.0	0.1	2.6	2.0
Unprocessed fuel.....	ID6	222	12.355	29.4	14.3	-2.6	30.0	13.3	-4.6
Unprocessed fuel to manufacturing industries.....	ID6	2221	1.005	0.1	5.5	-0.4	3.1	2.9	-1.4
Unprocessed fuel to nonmanufacturing industries.....	ID6	2222	11.350	32.7	15.4	-2.9	33.2	14.2	-4.9
Services									
Services for intermediate demand.....	ID6	3	100.000	1.9	0.0	-0.2	0.3	0.4	-0.3
Trade services for intermediate demand ⁴	ID6	33	18.090	2.2	0.2	0.5	0.0	-0.5	0.1
Trade services for manufacturing industries.....	ID6	331	8.909	1.6	0.7	0.5	-0.3	-0.6	0.0
Trade services for nonmanufacturing industries.....	ID6	332	9.180	2.8	-0.2	0.5	0.2	-0.5	0.2
Transportation and warehousing services for intermediate demand.....	ID6	32	14.114	3.3	0.6	-0.2	1.0	1.1	0.0
Transportation of passengers for intermediate demand.....	ID6	321	1.059	2.3	7.5	-3.2	6.4	-1.2	-0.8
Transportation of passengers for manufacturing industries.....	ID6	3211	0.126	2.4	7.7	-3.2	6.5	-1.2	-0.8
Transportation of passengers for nonmanufacturing industries.....	ID6	3212	0.933	2.3	7.5	-3.2	6.3	-1.2	-0.8
Transportation and warehousing of goods for intermediate demand.....	ID6	322	13.055	3.4	0.1	0.0	0.6	1.3	0.1
Transportation and warehousing of goods for manufacturing industries.....	ID6	3221	2.672	2.4	-0.2	-0.2	0.9	1.1	0.0
Transportation and warehousing of goods for nonmanufacturing industries.....	ID6	3222	10.383	3.6	0.2	0.1	0.5	1.4	0.1
Services less trade, transportation, and warehousing for intermediate demand.....	ID6	31	67.796	1.5	-0.2	-0.4	0.2	0.5	-0.5
Services less trade, transportation, and warehousing for manufacturing industries.....	ID6	311	2.153	3.2	0.2	0.0	0.1	0.8	0.2
Services less trade, transportation, and warehousing for nonmanufacturing industries.....	ID6	312	65.643	1.4	-0.2	-0.4	0.2	0.5	-0.5
Construction									
Construction for intermediate demand.....	ID6	4	100.000	5.4	0.0	0.0	0.1	1.5	-0.4
Special Groupings of Intermediate Demand by Commodity Type									
Processed materials less foods and feeds.....	ID6	9111	90.877	-0.2	0.1	-0.4	-0.3	1.1	0.8
Processed foods and feeds.....	ID6	9112	9.123	6.3	-0.7	0.6	0.2	0.4	2.0
Processed energy goods.....	ID6	9113	17.734	-4.1	-0.2	-2.4	-1.1	3.6	2.5
Processed materials less energy.....	ID6	9118	82.266	1.4	0.1	0.1	-0.1	0.5	0.6
Processed materials less foods and energy.....	ID6	9115	73.143	0.8	0.1	0.1	-0.1	0.5	0.4
Intermediate distributive services ⁷	ID6	9116	31.144	2.7	0.2	0.3	0.2	0.2	0.1
Processed goods plus intermediate distributive services.....	ID6	9117	-	1.1	0.1	-0.1	-0.1	0.8	0.7
Unprocessed materials less agricultural products.....	ID6	9211	56.415	6.7	5.3	-2.2	4.7	9.2	-0.9
Unprocessed energy materials ⁸	ID6	9212	37.181	6.1	7.6	-3.0	8.0	12.4	-3.1
Unprocessed materials less energy.....	ID6	9213	62.819	13.2	-0.5	2.3	0.5	2.4	5.6
Unprocessed nonfood materials less energy ⁹	ID6	9216	23.779	7.2	1.0	0.9	-0.3	2.9	3.2
Intermediate Demand by Production Flow									
Stage 4 Intermediate Demand									
Stage 4 intermediate demand.....	ID5	4	100.000	2.0	0.0	-0.1	0.2	0.6	0.1
Inputs to stage 4 goods producers.....	ID5	41	29.443	2.1	0.2	0.4	0.1	0.4	0.4
Goods.....	ID5	411	21.390	1.5	-0.1	0.5	0.2	0.2	0.4

See footnotes at end of table.

Table 4. Producer price index percentage changes and weights for Final Demand-Intermediate Demand groupings, not seasonally adjusted — Continued
[February 2025]

Title	Commodity code		Relative Importance Dec. 2024 ¹	Unadjusted 12-month percent change ² Feb. 2024 to Feb. 2025 ^P	Unadjusted 1-month percent change ²				
	Group code	Item code			Sept. to Oct.	Oct. to Nov. ^P	Nov. to Dec. ^P	Dec. to Jan. ^P	Jan. to Feb. ^P
Foods.....	ID5	4111	2.956	6.0	-0.5	3.2	1.6	-0.8	1.3
Energy.....	ID5	4112	0.155	5.5	-1.6	-2.3	-0.5	5.8	7.3
Goods excluding foods and energy.....	ID5	4113	18.279	0.8	0.0	0.1	0.0	0.3	0.2
Services.....	ID5	412	8.053	3.4	1.1	0.2	-0.2	0.9	0.2
Trade services.....	ID5	4123	6.040	3.5	1.3	0.3	-0.4	0.7	0.2
Transportation and warehousing services.....	ID5	4122	0.489	2.6	1.0	-0.7	1.6	0.8	-0.2
Transportation of passengers.....	ID5	41221	0.079	2.4	7.7	-3.2	6.5	-1.2	-0.8
Transportation and warehousing of goods.....	ID5	41222	0.410	2.7	-0.1	-0.2	0.7	1.2	-0.1
Services less trade, transportation, and warehousing.....	ID5	4121	1.524	3.4	0.3	0.1	0.0	1.5	0.3
Inputs to stage 4 services producers.....	ID5	42	56.128	2.4	-0.2	-0.4	0.4	0.7	-0.2
Goods.....	ID5	421	13.557	2.2	-1.1	-0.6	-0.3	1.2	0.9
Foods.....	ID5	4211	2.327	5.6	-0.6	1.3	-0.9	0.3	0.4
Energy.....	ID5	4212	3.882	0.6	-3.3	-2.6	-0.3	2.3	2.5
Goods excluding foods and energy.....	ID5	4213	7.348	2.0	0.0	0.0	-0.1	0.8	0.2
Services.....	ID5	422	42.517	2.5	0.1	-0.3	0.6	0.5	-0.5
Trade services.....	ID5	4223	4.166	3.2	0.6	0.9	-0.3	-0.1	-0.1
Transportation and warehousing services.....	ID5	4222	3.842	4.0	1.1	-0.2	1.1	1.3	0.1
Transportation of passengers.....	ID5	42221	0.497	2.3	7.6	-3.2	6.4	-1.2	-0.8
Transportation and warehousing of goods.....	ID5	42222	3.345	4.2	0.3	0.2	0.4	1.7	0.3
Services less trade, transportation, and warehousing.....	ID5	4221	34.509	2.2	-0.1	-0.4	0.6	0.5	-0.7
Construction.....	ID5	423	0.054	5.4	0.0	0.0	0.1	1.5	-0.4
Inputs to stage 4 construction producers.....	ID5	43	14.430	0.6	0.2	-0.2	0.0	0.8	0.5
Goods.....	ID5	431	10.550	0.5	0.3	-0.2	-0.1	1.0	0.6
Energy.....	ID5	4312	0.705	-7.6	1.5	-4.0	-2.1	5.4	2.7
Goods excluding foods and energy.....	ID5	4313	9.845	1.2	0.2	0.1	0.0	0.7	0.4
Services.....	ID5	432	3.880	1.1	0.0	-0.3	0.1	0.3	0.3
Trade services.....	ID5	4323	1.655	-0.4	0.0	-0.5	-0.2	-0.8	0.6
Transportation and warehousing services.....	ID5	4322	0.647	2.3	-0.2	-0.4	1.4	1.5	-0.1
Transportation of passengers.....	ID5	43221	0.015	2.4	7.7	-3.2	6.5	-1.2	-0.8
Transportation and warehousing of goods.....	ID5	43222	0.632	2.3	-0.4	-0.3	1.2	1.6	-0.1
Services less trade, transportation, and warehousing.....	ID5	4321	1.578	2.2	0.0	0.0	0.0	1.0	0.2
Stage 3 Intermediate Demand									
Stage 3 intermediate demand.....	ID5	3	100.000	2.1	0.1	0.0	0.0	1.0	1.1
Inputs to stage 3 goods producers.....	ID5	31	43.966	4.7	-0.1	0.6	0.1	0.9	2.5
Goods.....	ID5	311	34.292	6.0	-0.1	0.8	0.0	1.3	3.2
Foods.....	ID5	3111	10.908	21.8	-0.9	2.2	0.5	3.0	8.4
Energy.....	ID5	3112	1.070	1.9	0.9	0.3	0.2	5.6	3.4
Goods excluding foods and energy.....	ID5	3113	22.314	-0.8	0.2	0.1	-0.2	0.3	0.6
Services.....	ID5	312	9.674	0.4	0.1	0.0	0.3	-0.6	0.1
Trade services.....	ID5	3123	5.321	-1.3	0.2	0.3	-0.1	-2.1	0.0
Transportation and warehousing services.....	ID5	3122	2.888	2.5	0.0	-0.5	1.2	1.4	0.0
Transportation of passengers.....	ID5	31221	0.153	2.4	7.7	-3.2	6.5	-1.2	-0.8
Transportation and warehousing of goods.....	ID5	31222	2.735	2.5	-0.4	-0.3	1.0	1.5	0.1
Services less trade, transportation, and warehousing.....	ID5	3121	1.465	2.3	0.1	0.0	0.0	0.8	0.2
Inputs to stage 3 services producers.....	ID5	32	54.869	0.0	0.3	-0.4	0.0	1.1	-0.1
Goods.....	ID5	321	9.228	-6.2	1.8	-1.4	-1.2	2.9	1.7
Foods.....	ID5	3211	0.085	-2.5	-0.1	0.4	-0.4	-0.2	-0.7
Energy.....	ID5	3212	5.129	-11.3	2.9	-2.5	-2.1	4.8	2.9
Goods excluding foods and energy.....	ID5	3213	4.014	1.8	0.3	0.0	0.0	0.4	0.2
Services.....	ID5	322	45.017	1.3	0.0	-0.2	0.2	0.7	-0.4
Trade services.....	ID5	3223	2.771	3.2	-0.1	0.5	0.3	-0.8	0.3
Transportation and warehousing services.....	ID5	3222	10.966	3.8	0.3	0.0	0.3	1.1	0.1
Transportation of passengers.....	ID5	32221	0.021	0.1	0.4	-0.2	0.3	-0.1	0.0
Transportation and warehousing of goods.....	ID5	32222	10.945	3.8	0.3	0.0	0.3	1.1	0.1
Services less trade, transportation, and warehousing.....	ID5	3221	31.280	0.3	0.0	-0.3	0.2	0.7	-0.7
Construction.....	ID5	323	0.624	5.4	0.0	0.0	0.1	1.5	-0.4
Inputs to stage 3 construction producers.....	ID5	33	1.165	0.4	-0.7	-0.1	0.5	0.1	0.4
Goods.....	ID5	331	0.573	1.7	0.0	0.3	0.4	0.3	0.5
Goods excluding foods and energy.....	ID5	3313	0.573	1.7	0.0	0.3	0.4	0.3	0.5
Services.....	ID5	332	0.592	-0.9	-1.4	-0.5	0.6	0.0	0.4
Trade services.....	ID5	3323	0.545	-1.1	-1.5	-0.5	0.6	-0.1	0.4
Transportation and warehousing services.....	ID5	3322	0.016	2.5	-0.1	-0.3	0.1	0.8	0.2
Transportation and warehousing of goods.....	ID5	33222	0.016	2.5	-0.1	-0.3	0.1	0.8	0.2
Services less trade, transportation, and warehousing.....	ID5	3321	0.031	1.2	0.1	-0.2	0.0	0.3	-0.1
Stage 2 Intermediate Demand									

See footnotes at end of table.

Table 4. Producer price index percentage changes and weights for Final Demand-Intermediate Demand groupings, not seasonally adjusted — Continued
[February 2025]

Title	Commodity code		Relative Importance Dec. 2024 ¹	Unadjusted 12-month percent change ² Feb. 2024 to Feb. 2025 ^P	Unadjusted 1-month percent change ²				
	Group code	Item code			Sept. to Oct.	Oct. to Nov. ^P	Nov. to Dec. ^P	Dec. to Jan. ^P	Jan. to Feb. ^P
Stage 2 intermediate demand.....	ID5	2	100.000	2.3	1.1	-0.6	1.0	2.4	-0.5
Inputs to stage 2 goods producers.....	ID5	21	50.375	3.8	2.4	-0.8	2.2	4.5	-0.7
Goods.....	ID5	211	35.609	4.2	3.5	-1.4	3.1	6.4	-0.9
Foods.....	ID5	2111	3.562	-1.9	0.4	0.4	0.4	1.9	0.7
Energy.....	ID5	2112	16.491	6.0	7.8	-2.9	7.4	12.5	-3.1
Goods excluding foods and energy.....	ID5	2113	15.556	3.8	0.3	-0.2	-0.4	1.0	1.4
Services.....	ID5	212	14.471	2.7	0.0	0.5	0.2	0.1	-0.2
Trade services.....	ID5	2123	5.755	4.5	0.1	1.3	0.1	-0.7	-0.2
Transportation and warehousing services.....	ID5	2122	4.790	2.8	0.5	0.0	0.6	0.5	0.0
Transportation of passengers.....	ID5	21221	0.183	2.3	7.3	-3.1	6.2	-1.2	-0.8
Transportation and warehousing of goods.....	ID5	21222	4.607	2.8	0.3	0.1	0.4	0.6	0.0
Services less trade, transportation, and warehousing.....	ID5	2121	3.926	0.1	-0.7	-0.1	-0.2	0.7	-0.4
Construction.....	ID5	213	0.295	5.4	0.0	0.0	0.1	1.5	-0.4
Inputs to stage 2 services producers.....	ID5	22	49.626	0.8	-0.3	-0.4	-0.2	0.3	-0.3
Goods.....	ID5	221	5.134	1.0	0.1	-0.2	0.0	0.9	0.2
Foods.....	ID5	2211	0.051	7.0	1.9	-0.2	1.1	0.8	1.9
Energy.....	ID5	2212	0.294	-6.8	2.2	-1.5	0.1	4.1	1.7
Goods excluding foods and energy.....	ID5	2213	4.789	1.4	-0.1	-0.1	-0.1	0.7	0.1
Services.....	ID5	222	43.507	0.7	-0.3	-0.5	-0.2	0.2	-0.3
Trade services.....	ID5	2223	2.447	6.0	-1.6	1.5	1.5	-2.7	0.0
Transportation and warehousing services.....	ID5	2222	2.929	1.3	1.4	-0.8	0.9	-0.2	0.0
Transportation of passengers.....	ID5	22221	0.425	2.3	7.6	-3.2	6.4	-1.2	-0.8
Transportation and warehousing of goods.....	ID5	22222	2.504	1.1	0.4	-0.3	0.0	-0.1	0.1
Services less trade, transportation, and warehousing.....	ID5	2221	38.131	0.3	-0.4	-0.6	-0.4	0.4	-0.4
Construction.....	ID5	223	0.985	5.4	0.0	0.0	0.1	1.5	-0.4
Stage 1 Intermediate Demand									
Stage 1 intermediate demand.....	ID5	1	100.000	1.0	0.1	-0.4	0.2	0.7	0.4
Inputs to stage 1 goods producers.....	ID5	11	31.741	-0.2	-0.1	0.2	-0.1	0.4	0.9
Goods.....	ID5	111	22.610	-0.4	-0.2	0.2	-0.1	1.1	1.2
Foods.....	ID5	1111	2.638	2.6	-0.3	3.5	1.6	0.6	0.4
Energy.....	ID5	1112	3.243	-0.2	-0.8	-1.1	0.3	3.6	3.2
Goods excluding foods and energy.....	ID5	1113	16.729	-1.0	0.0	0.0	-0.5	0.6	1.0
Services.....	ID5	112	9.130	0.5	0.1	0.3	0.0	-1.2	0.0
Trade services.....	ID5	1123	5.447	-1.4	0.0	0.5	-0.4	-2.1	-0.1
Transportation and warehousing services.....	ID5	1122	0.627	1.8	1.4	-1.1	1.3	-0.6	0.2
Transportation of passengers.....	ID5	11221	0.108	2.4	7.7	-3.2	6.5	-1.2	-0.8
Transportation and warehousing of goods.....	ID5	11222	0.519	1.7	0.2	-0.6	0.3	-0.5	0.4
Services less trade, transportation, and warehousing.....	ID5	1121	3.056	3.6	-0.1	0.1	0.5	0.4	0.1
Construction.....	ID5	113	0.001	5.4	0.0	0.0	0.1	1.5	-0.4
Inputs to stage 1 services producers.....	ID5	12	55.461	1.8	0.3	-0.7	0.4	0.7	0.1
Goods.....	ID5	121	15.823	-0.5	0.2	-0.7	-0.6	1.1	1.3
Foods.....	ID5	1211	0.084	106.8	-13.2	8.4	7.2	14.3	55.9
Energy.....	ID5	1212	4.657	-6.4	0.7	-2.5	-2.2	2.9	2.7
Goods excluding foods and energy.....	ID5	1213	11.082	1.6	0.1	0.0	0.1	0.2	0.3
Services.....	ID5	122	39.635	2.8	0.3	-0.7	0.8	0.5	-0.5
Trade services.....	ID5	1223	3.839	3.1	0.1	0.6	0.1	-0.3	0.4
Transportation and warehousing services.....	ID5	1222	4.632	3.9	2.3	-0.8	2.4	0.8	-0.3
Transportation of passengers.....	ID5	12221	1.410	2.4	7.7	-3.2	6.5	-1.2	-0.8
Transportation and warehousing of goods.....	ID5	12222	3.222	4.5	0.1	0.3	0.7	1.7	-0.1
Services less trade, transportation, and warehousing.....	ID5	1221	31.164	2.6	0.1	-0.8	0.6	0.6	-0.6
Construction.....	ID5	123	0.003	5.4	0.0	0.0	0.1	1.5	-0.4
Inputs to stage 1 construction producers.....	ID5	13	12.798	0.2	0.2	-0.4	-0.1	1.3	0.5
Goods.....	ID5	131	9.160	0.4	0.7	-0.2	-0.3	1.6	0.5
Energy.....	ID5	1312	0.647	-14.4	7.2	-2.4	-4.5	3.8	3.0
Goods excluding foods and energy.....	ID5	1313	8.513	1.8	0.2	0.0	0.0	1.4	0.3
Services.....	ID5	132	3.638	-0.4	-1.0	-0.7	0.6	0.4	0.4
Trade services.....	ID5	1323	2.764	-1.2	-1.1	-0.8	0.4	0.0	0.5
Transportation and warehousing services.....	ID5	1322	0.776	2.2	-0.5	-0.4	1.4	1.6	0.0
Transportation and warehousing of goods.....	ID5	13222	0.776	2.2	-0.5	-0.4	1.4	1.6	0.0
Services less trade, transportation, and warehousing.....	ID5	1321	0.098	4.3	0.0	0.1	0.1	0.7	0.2
Special Groupings of Intermediate Demand by Production Flow									
Total goods inputs to stage 4 intermediate demand.....	ID5	9411	45.497	1.5	-0.3	0.0	0.0	0.7	0.6
Total services inputs to stage 4 intermediate demand.....	ID5	9412	54.450	2.5	0.2	-0.2	0.4	0.5	-0.4
Total construction inputs to stage 4 intermediate demand.....	ID5	9413	0.054	5.4	0.0	0.0	0.1	1.5	-0.4
Total foods inputs to stage 4 intermediate demand.....	ID5	9414	5.283	5.8	-0.5	2.3	0.5	-0.3	0.9

See footnotes at end of table.

Table 4. Producer price index percentage changes and weights for Final Demand-Intermediate Demand groupings, not seasonally adjusted — Continued
[February 2025]

Title	Commodity code		Relative Importance Dec. 2024 ¹	Unadjusted 12-month percent change ² Feb. 2024 to Feb. 2025 ^p	Unadjusted 1-month percent change ²				
	Group code	Item code			Sept. to Oct.	Oct. to Nov. ^p	Nov. to Dec. ^p	Dec. to Jan. ^p	Jan. to Feb. ^p
Total energy goods inputs to stage 4 intermediate demand.....	ID5	9415	4.742	-0.6	-2.6	-2.8	-0.6	2.9	2.7
Total goods less foods and energy inputs to stage 4 intermediate demand.	ID5	9416	35.472	1.2	0.1	0.1	0.0	0.5	0.3
Total goods inputs to stage 3 intermediate demand.....	ID5	9311	44.093	3.2	0.3	0.3	-0.2	1.6	2.8
Total services inputs to stage 3 intermediate demand.....	ID5	9312	55.283	1.1	0.0	-0.2	0.2	0.5	-0.3
Total construction inputs to stage 3 intermediate demand.....	ID5	9313	0.624	5.4	0.0	0.0	0.1	1.5	-0.4
Total foods inputs to stage 3 intermediate demand.....	ID5	9314	10.993	21.6	-0.9	2.2	0.5	3.0	8.3
Total energy goods inputs to stage 3 intermediate demand.....	ID5	9315	6.199	-9.2	2.6	-2.0	-1.7	5.0	3.0
Total goods less foods and energy inputs to stage 3 intermediate demand.	ID5	9316	26.901	-0.4	0.2	0.1	-0.2	0.3	0.5
Total goods inputs to stage 2 intermediate demand.....	ID5	9211	40.743	3.8	3.1	-1.2	2.7	5.7	-0.7
Total services inputs to stage 2 intermediate demand.....	ID5	9212	57.978	1.2	-0.2	-0.2	-0.1	0.1	-0.3
Total construction inputs to stage 2 intermediate demand.....	ID5	9213	1.280	5.4	0.0	0.0	0.1	1.5	-0.4
Total foods inputs to stage 2 intermediate demand.....	ID5	9214	3.613	-1.8	0.4	0.4	0.4	1.9	0.7
Total energy goods inputs to stage 2 intermediate demand.....	ID5	9215	16.785	5.7	7.7	-2.9	7.3	12.4	-3.0
Total goods less foods and energy inputs to stage 2 intermediate demand.	ID5	9216	20.345	3.2	0.2	-0.2	-0.3	1.0	1.1
Total goods inputs to stage 1 intermediate demand.....	ID5	9111	47.593	-0.3	0.1	-0.2	-0.3	1.2	1.1
Total services inputs to stage 1 intermediate demand.....	ID5	9112	52.403	2.1	0.2	-0.5	0.6	0.2	-0.3
Total construction inputs to stage 1 intermediate demand.....	ID5	9117	0.004	5.4	0.0	0.0	0.1	1.5	-0.4
Total foods inputs to stage 1 intermediate demand.....	ID5	9114	2.722	5.4	-0.7	3.7	1.8	1.0	2.3
Total energy goods inputs to stage 1 intermediate demand.....	ID5	9115	8.547	-4.8	0.6	-2.0	-1.4	3.3	2.9
Total goods less foods and energy inputs to stage 1 intermediate demand.	ID5	9116	36.324	0.5	0.1	0.0	-0.2	0.7	0.6

¹ Comprehensive relative importance figures are initially computed after the publication of December indexes and are recalculated after final December indexes are available. Individual items and subtotals may not add exactly to totals because of rounding differences.

² All indexes are subject to revision for 4 months after their originally scheduled publication to incorporate late reports and corrections by survey respondents. In addition, seasonally adjusted indexes are subject to change for up to 5 years due to the recalculation of seasonal factors published each January.

³ PPI defines Total finished as including only the personal consumption and private capital investment portions of final demand.

⁴ Trade indexes measure changes in margins received by wholesalers and retailers.

⁵ The PPI definition of foods does not include food and beverages for immediate consumption. PPI defines food and beverages for immediate consumption as the service of preparing meals, snacks, and beverages to customer order for immediate on-premises and off-premises consumption.

⁶ Distributive services include transportation, warehousing, and trade of goods.

⁷ Includes intermediate trade, transportation, and warehousing services.

⁸ Includes crude petroleum.

⁹ Excludes crude petroleum.

p Preliminary

"/" Data not available.

Table 5. Producer price indexes for Final Demand-Intermediate Demand groupings, not seasonally adjusted
 [February 2025, Index base Nov. 2009=100, unless otherwise indicated]

Title	Other index base	Commodity code		Unadjusted index ¹				
		Group code	Item code	Oct. 2024	Nov. 2024 ^P	Dec. 2024 ^P	Jan. 2025 ^P	Feb. 2025 ^P
Final Demand								
Final demand.....		FD	4	146.291	146.012	146.139	147.450	147.802
Final demand goods.....		FD	41	143.225	143.614	143.279	144.820	146.017
Final demand foods.....		FD	411	152.670	157.291	156.465	157.428	159.988
Finished consumer foods ²	00/82	FD	4111	274.832	283.779	282.061	283.929	288.804
Finished consumer foods, crude.....	00/82	FD	411113	268.316	354.938	340.390	353.675	404.645
Finished consumer foods, processed.....	00/82	FD	411112	274.260	275.766	275.277	276.049	276.517
Government purchased foods.....		FD	4112	161.262	162.141	161.572	162.162	163.588
Foods for export.....		FD	4113	137.722	141.939	141.667	142.363	144.519
Final demand energy.....		FD	412	132.382	129.672	128.383	133.508	135.410
Finished consumer energy goods ²	00/82	FD	4121	209.793	205.153	203.365	211.228	213.348
Government purchased energy.....		FD	4122	135.581	133.636	131.938	137.740	141.937
Energy for export.....		FD	4123	119.655	117.962	115.792	121.123	124.612
Final demand goods less foods and energy.....		FD	413	144.087	144.259	144.360	144.945	145.539
Finished goods less foods and energy ²	00/82	FD	4131	254.671	255.182	255.550	256.126	256.995
Finished consumer goods less foods and energy.....	00/82	FD	41311	282.278	282.968	283.167	283.185	284.449
Nondurable consumer goods less foods and energy.....	00/82	FD	413111	368.216	369.464	369.502	369.331	371.464
Durable consumer goods.....	00/82	FD	413112	194.550	194.740	195.058	195.231	195.703
Private capital equipment.....	00/82	FD	41312	219.297	219.628	220.129	221.169	221.655
Private capital equipment for manufacturing industries.....	00/82	FD	413121	237.712	238.011	238.539	240.067	240.538
Private capital equipment for nonmanufacturing industries.....	00/82	FD	413122	213.797	214.138	214.632	215.527	216.017
Government purchased goods, excluding foods and energy.....		FD	4132	140.118	140.172	140.543	141.939	142.189
Government purchased goods excluding foods, energy, and capital equipment.....		FD	41321	147.879	147.816	147.993	149.790	150.117
Government purchased capital equipment.....		FD	41322	128.229	128.422	129.020	129.910	130.062
Goods for export, excluding foods and energy.....		FD	4133	139.020	139.018	138.840	139.588	140.446
Final demand services.....		FD	42	146.574	145.985	146.315	147.541	147.529
Final demand trade services ³		FD	423	157.667	156.012	156.150	157.767	156.803
Trade of finished goods ²		FD	4231	155.039	153.326	153.637	155.133	154.125
Trade of personal consumption goods.....		FD	42311	152.901	151.753	152.388	153.169	152.269
Trade of private capital equipment.....		FD	42312	162.745	158.550	157.423	162.067	160.585
Trade of government purchased goods.....		FD	4232	176.264	174.695	173.841	176.717	176.191
Trade of government purchased goods, excluding capital equipment.....		FD	42321	176.254	177.512	177.278	177.453	177.814
Trade of government purchased capital equipment.....		FD	42322	174.588	168.808	167.037	173.922	172.040
Trade of exports.....		FD	4233	175.371	174.238	173.108	175.390	174.674
Final demand transportation and warehousing services.....		FD	422	150.617	149.146	152.922	154.333	153.926
Transportation of passengers for final demand.....		FD	4221	138.505	134.044	142.648	140.896	139.734
Transportation of private passengers.....		FD	42211	138.500	134.048	142.635	140.887	139.727
Transportation of government passengers.....		FD	42212	138.253	133.841	142.349	140.617	139.468
Transportation of passengers for export.....		FD	42213	138.533	134.033	142.712	140.945	139.773
Transportation and warehousing of goods for final demand.....		FD	4222	154.514	154.220	156.089	158.727	158.616
Transportation and warehousing of finished goods ²		FD	42221	152.197	151.786	153.664	156.122	156.052
Transportation and warehousing of personal consumption goods.....		FD	422211	152.963	152.580	154.448	156.916	156.837
Transportation and warehousing of private capital equipment.....		FD	422212	149.088	148.562	150.484	152.902	152.866
Transportation and warehousing of government purchased goods.....		FD	42222	154.327	153.953	155.462	157.599	157.753
Transportation and warehousing of exports.....		FD	42223	161.054	161.047	162.988	166.169	165.906
Final demand services less trade, transportation, and warehousing.....		FD	421	141.031	140.966	141.015	142.059	142.467
Finished services less trade, transportation, and warehousing ²		FD	4211	141.151	141.063	141.107	142.160	142.634
Finished consumer services less trade, transportation, and warehousing.....		FD	42111	140.584	140.468	140.522	141.694	142.232
Private capital investment services less trade, transportation, and warehousing.....		FD	42112	146.754	146.879	146.847	146.984	146.959
Government purchased services less trade, transportation, and warehousing.....		FD	4212	131.484	131.155	131.435	132.658	132.542
Gov. purchased services less trade, transportation, and warehousing, excl. capital investment.....		FD	42121	132.039	131.683	132.024	133.319	133.208
Government purchased capital investment services less trade, transportation, and warehousing.....		FD	42122	117.222	117.288	116.678	116.820	116.642
Services for export less trade, transportation, and warehousing.....		FD	4213	151.105	151.683	151.530	152.232	152.309
Final demand construction.....		FD	43	176.736	176.770	177.025	177.707	177.580
Construction for private capital investment.....		FD	431	180.411	180.436	180.750	181.291	181.090
Construction for government.....		FD	432	170.027	170.079	170.208	171.195	171.225
Final Demand Special Groupings								
Final demand less exports.....	04/10	FD	49101	144.082	143.751	143.895	145.205	145.522
Final demand less government.....	04/10	FD	49102	144.356	144.098	144.226	145.474	145.811
Final demand less foods, food and nonalcoholic beverages for immediate consumption, and energy ¹	04/10	FD	49103	145.257	144.805	145.105	146.227	146.349
Final demand less foods and energy ⁴	04/10	FD	49104	145.045	144.638	144.915	145.978	146.091
Final demand less foods and food and nonalcoholic beverages for immediate consumption ⁴	04/10	FD	49105	143.961	143.362	143.558	144.939	145.177

See footnotes at end of table.

Table 5. Producer price indexes for Final Demand-Intermediate Demand groupings, not seasonally adjusted — Continued

[February 2025, Index base Nov. 2009=100, unless otherwise indicated]

Title	Other index base	Commodity code		Unadjusted index ¹				
		Group code	Item code	Oct. 2024	Nov. 2024 ^P	Dec. 2024 ^P	Jan. 2025 ^P	Feb. 2025 ^P
Final demand less foods ⁴	04/10	FD	49106	143.764	143.217	143.396	144.706	144.930
Final demand less energy.....	04/10	FD	49107	145.217	145.094	145.308	146.363	146.614
Final demand less trade services.....	01/10	FD	49108	141.977	142.001	142.126	143.353	143.985
Final demand less distributive services ⁵	01/10	FD	49109	141.608	141.646	141.696	142.865	143.529
Final demand goods less energy.....	01/10	FD	49111	144.426	145.562	145.460	146.121	147.137
Final demand goods less foods.....	04/10	FD	49112	138.153	137.650	137.425	139.054	139.939
Final demand services less trade services.....	04/10	FD	49113	140.693	140.497	140.894	141.963	142.292
Final demand distributive services ⁵	04/10	FD	49114	153.998	152.586	152.988	154.729	153.916
Final demand goods plus final demand distributive services ⁵	04/10	FD	49115	145.619	145.255	145.230	146.833	147.183
Final demand less foods, energy, and trade services ⁴	08/13	FD	49116	133.621	133.536	133.829	134.698	135.060
Private and government purchased capital equipment.....	08/13	FD	49117	132.355	132.555	132.902	133.570	133.843
Private and government purchased capital investment services.....	08/13	FD	49118	141.757	140.247	139.889	141.807	141.246
Total private and government purchased capital investment.....	08/13	FD	49119	140.153	139.477	139.456	140.737	140.547
Total finished ²	01/10	FD	49201	145.226	144.907	145.057	146.325	146.630
Total finished less foods, food and nonalcoholic beverages for immediate consumption, and energy ^{2, 4}	12/10	FD	49202	144.836	144.384	144.681	145.716	145.810
Total finished less foods and energy ^{2, 4}	01/10	FD	49203	145.716	145.259	145.560	146.596	146.690
Total finished less foods and food and nonalcoholic beverages for immediate consumption ^{2, 4}	12/10	FD	49204	143.285	142.681	142.889	144.161	144.332
Total finished less foods ^{2, 4}	01/10	FD	49205	144.735	144.125	144.336	145.616	145.787
Total finished less energy ²	01/10	FD	49206	146.194	146.038	146.269	147.306	147.547
Finished goods ²	00/82	FD	49207	256.717	257.628	256.996	259.819	261.895
Finished goods less energy ²	00/82	FD	49208	259.213	262.001	261.804	262.727	264.676
Finished goods, excluding foods ^{2, 4}	00/82	FD	49209	251.285	250.078	249.734	252.801	254.132
Finished services ²	01/10	FD	49210	144.621	144.014	144.330	145.509	145.533
Private capital investment services.....	04/10	FD	49211	152.104	150.581	150.249	152.194	151.625
Finished distributive services ^{2, 5}	04/10	FD	49212	151.504	149.983	150.476	152.056	151.182
Finished services less trade services ²	04/10	FD	49213	140.533	140.337	140.655	141.715	142.122
Finished services less distributive services ^{2, 5}	04/10	FD	49214	140.170	139.986	140.218	141.203	141.637
Total private capital investment (goods, services, and construction).....	04/10	FD	49215	148.468	147.740	147.710	149.031	148.826
Finished goods plus finished distributive services ²	04/10	FD	49216	147.147	146.677	146.733	148.309	148.492
Total exports.....	04/10	FD	49301	142.988	143.077	143.081	144.242	144.776
Goods for export.....	00/82	FD	49302	231.015	231.674	231.164	232.852	234.799
Services for export.....	04/10	FD	49303	159.126	158.810	159.231	160.676	160.390
Total government purchases.....	04/10	FD	49401	140.026	139.569	139.662	141.432	141.888
Government purchased goods.....	00/82	FD	49402	229.624	229.032	228.597	232.552	234.819
Government purchased services.....	04/10	FD	49403	140.449	139.813	140.188	141.648	141.453
Total government purchased capital investment (goods, services, construction).....	08/13	FD	49404	138.113	137.533	137.558	139.064	138.904
Government purchases, defense.....	05/15	FD	49405	125.968	125.413	125.690	127.813	128.172
Government purchases, non-defense.....	05/15	FD	49406	134.624	134.240	134.240	135.713	136.173
Personal consumption.....	01/10	FD	49501	144.401	144.176	144.367	145.623	146.044
Personal consumption goods (finished consumer goods).....	00/82	FD	49502	272.499	273.663	272.534	276.134	278.904
Personal consumption goods less energy.....	00/82	FD	49503	279.640	283.948	283.307	284.136	286.987
Personal consumption goods less foods.....	00/82	FD	49504	269.586	267.427	266.558	270.869	272.721
Personal consumption nondurable goods less foods.....	00/82	FD	49508	302.319	299.109	297.708	303.868	306.334
Personal consumption services.....	04/10	FD	49505	142.925	142.462	142.877	143.933	144.048
Personal consumption less trade services.....	04/10	FD	49506	141.672	141.678	141.758	143.126	143.872
Personal consumption less distributive services ⁵	04/10	FD	49507	141.503	141.522	141.538	142.870	143.646
Personal consumption less foods and energy.....	04/14	FD	49510	133.738	133.383	133.741	134.627	134.788
Personal consumption less foods, energy, and trade services ³	04/14	FD	49511	131.511	131.369	131.658	132.595	133.052
Personal consumption less foods, energy, and distributive services ⁵	04/14	FD	49512	131.678	131.544	131.772	132.655	133.137
Personal consumption goods plus personal consumption distributive services ⁵	08/13	FD	49509	134.221	134.018	134.106	135.409	135.705
Intermediate Demand by Commodity Type								
Processed goods								
Processed goods for intermediate demand.....	00/82	ID6	1	253.989	253.154	252.431	254.992	257.358
Materials and components for manufacturing.....	00/82	ID6	11	233.523	233.898	233.445	234.315	236.153
Materials for manufacturing.....		ID6	111	143.577	143.821	143.329	143.823	145.587
Materials for food manufacturing.....	00/82	ID6	1111	259.384	262.018	262.697	264.156	271.740
Materials for nondurable manufacturing.....	00/82	ID6	1112	262.883	261.350	261.671	264.108	264.556
Materials for durable manufacturing.....	00/82	ID6	1113	271.621	273.448	270.310	269.129	273.745
Components for manufacturing.....	00/82	ID6	112	191.104	191.382	191.461	192.260	192.426
Components for nondurable manufacturing.....		ID6	1121	148.375	148.370	148.349	149.155	148.635
Components for durable manufacturing.....		ID6	1122	134.885	135.091	135.151	135.706	135.853
Materials and components for construction.....	00/82	ID6	12	355.009	355.108	355.123	357.533	358.185
Materials for construction.....		ID6	121	170.013	170.380	170.436	172.520	172.863
Components for construction.....		ID6	122	179.474	179.252	179.218	179.649	179.952
Processed fuels and lubricants for intermediate demand.....	00/82	ID6	13	229.959	224.538	222.055	230.013	235.873
Processed fuels and lubricants to manufacturing industries.....	00/82	ID6	131	241.189	234.533	232.852	239.733	245.908

See footnotes at end of table.

Table 5. Producer price indexes for Final Demand-Intermediate Demand groupings, not seasonally adjusted — Continued

[February 2025, Index base Nov. 2009=100, unless otherwise indicated]

Title	Other index base	Commodity code		Unadjusted index ¹				
		Group code	Item code	Oct. 2024	Nov. 2024 ^P	Dec. 2024 ^P	Jan. 2025 ^P	Feb. 2025 ^P
Processed fuels and lubricants to nonmanufacturing industries.....	00/82	ID6	132	226.675	221.638	218.899	227.207	232.975
Containers for intermediate demand.....	00/82	ID6	14	312.300	312.132	312.517	314.589	315.073
Supplies for intermediate demand.....	00/82	ID6	15	252.516	252.845	252.769	254.003	255.037
Supplies to manufacturing industries.....	00/82	ID6	151	251.188	252.076	251.786	252.947	253.008
Supplies to nonmanufacturing industries.....	00/82	ID6	152	250.717	250.956	250.915	252.150	253.327
Supplies to nonmanufacturing industries, feeds.....	00/82	ID6	1521	214.681	213.414	214.628	214.805	217.212
Supplies to nonmanufacturing industries, other than feeds.....	00/82	ID6	1522	257.417	257.854	257.649	259.031	260.057
Unprocessed goods								
Unprocessed goods for intermediate demand.....	00/82	ID6	2	240.734	241.703	249.440	264.604	270.426
Unprocessed foodstuffs and feedstuffs.....	00/82	ID6	21	217.391	224.513	226.647	231.267	247.599
Unprocessed nonfood materials.....	00/82	ID6	22	247.220	243.654	255.143	277.340	275.233
Unprocessed nonfood materials except fuel.....	00/82	ID6	221	311.556	307.762	307.439	330.678	331.476
Unprocessed nonfood materials except fuel to manufacturing industries.....	00/82	ID6	2211	286.053	282.370	282.034	304.166	304.609
Unprocessed nonfood materials except fuel to nonmanufacturing industries.....	00/82	ID6	2212	381.089	381.073	381.591	391.601	399.296
Unprocessed fuel.....	00/82	ID6	222	113.771	110.805	144.081	163.247	155.747
Unprocessed fuel to manufacturing industries.....	00/82	ID6	2221	223.027	222.105	229.099	235.850	232.620
Unprocessed fuel to nonmanufacturing industries.....	00/82	ID6	2222	110.859	107.693	143.400	163.812	155.858
Services								
Services for intermediate demand.....		ID6	3	152.102	151.821	152.233	152.821	152.327
Trade services for intermediate demand ⁵		ID6	33	178.732	179.601	179.548	178.607	178.795
Trade services for manufacturing industries.....	12/12	ID6	331	163.073	163.839	163.380	162.435	162.506
Trade services for nonmanufacturing industries.....	12/12	ID6	332	159.261	160.061	160.405	159.649	159.912
Transportation and warehousing services for intermediate demand.....		ID6	32	161.101	160.772	162.358	164.171	164.159
Transportation of passengers for intermediate demand.....		ID6	321	138.315	133.905	142.410	140.679	139.530
Transportation of passengers for manufacturing industries.....		ID6	3211	138.508	134.011	142.684	140.918	139.747
Transportation of passengers for nonmanufacturing industries.....		ID6	3212	138.354	133.953	142.440	140.712	139.566
Transportation and warehousing of goods for intermediate demand.....		ID6	322	163.566	163.618	164.561	166.708	166.802
Transportation and warehousing of goods for manufacturing industries.....	12/12	ID6	3221	131.084	130.782	131.929	133.328	133.362
Transportation and warehousing of goods for nonmanufacturing industries.....	12/12	ID6	3222	147.518	147.665	148.402	150.432	150.529
Services less trade, transportation, and warehousing for intermediate demand.....		ID6	31	143.286	142.772	143.063	143.746	143.024
Services less trade, transportation, and warehousing for manufacturing industries.....		ID6	311	135.482	135.487	135.682	136.781	137.018
Services less trade, transportation, and warehousing for nonmanufacturing industries.....		ID6	312	143.532	143.000	143.294	143.963	143.207
Construction								
Construction for intermediate demand.....		ID6	4	152.540	152.576	152.660	155.011	154.449
Intermediate Demand by Commodity Type Special Groupings								
Processed materials less foods and feeds.....	00/82	ID6	9111	254.805	253.733	252.881	255.590	257.677
Processed foods and feeds.....	00/82	ID6	9112	246.266	247.759	248.298	249.409	254.496
Processed energy goods.....	00/82	ID6	9113	231.026	225.580	223.086	231.081	236.968
Processed materials less energy.....	00/82	ID6	9118	256.657	256.980	256.706	257.884	259.348
Processed materials less foods and energy.....	00/82	ID6	9115	257.499	257.669	257.292	258.476	259.467
Intermediate distributive services ⁶	04/10	ID6	9116	169.600	170.102	170.482	170.895	171.039
Processed goods plus intermediate distributive services.....	04/10	ID6	9117	146.576	146.380	146.196	147.323	148.300
Unprocessed materials less agricultural products.....	00/82	ID6	9211	256.185	250.582	262.351	286.537	283.843
Unprocessed energy materials ⁷	00/82	ID6	9212	184.127	178.638	192.887	216.782	210.093
Unprocessed materials less energy.....	00/82	ID6	9213	271.243	277.578	278.936	285.563	301.547
Unprocessed nonfood materials less energy ⁸	00/82	ID6	9216	431.912	435.607	434.502	447.217	461.661
Intermediate Demand by Production Flow								
Stage 4 Intermediate Demand								
Stage 4 intermediate demand.....		ID5	4	152.177	152.024	152.380	153.302	153.405
Inputs to stage 4 goods producers.....		ID5	41	147.333	147.974	148.119	148.691	149.237
Goods.....		ID5	411	138.778	139.504	139.798	140.079	140.693
Foods.....		ID5	4111	139.890	144.347	146.613	145.457	147.371
Energy.....		ID5	4112	132.005	128.968	128.361	135.823	145.757
Goods excluding foods and energy.....		ID5	4113	138.779	138.968	138.969	139.404	139.733
Services.....		ID5	412	175.810	176.167	175.816	177.357	177.675
Trade services.....		ID5	4123	189.000	189.560	188.795	190.176	190.506
Transportation and warehousing services.....		ID5	4122	137.711	136.737	138.901	140.066	139.764
Transportation of passengers.....		ID5	41221	138.532	134.032	142.711	140.944	139.772
Transportation and warehousing of goods.....		ID5	41222	146.669	146.322	147.352	149.169	149.017
Services less trade, transportation, and warehousing.....		ID5	4121	135.574	135.739	135.806	137.794	138.249
Inputs to stage 4 services producers.....		ID5	42	151.558	151.021	151.589	152.594	152.290

See footnotes at end of table.

Table 5. Producer price indexes for Final Demand-Intermediate Demand groupings, not seasonally adjusted — Continued

[February 2025, Index base Nov. 2009=100, unless otherwise indicated]

Title	Other index base	Commodity code		Unadjusted index ¹				
		Group code	Item code	Oct. 2024	Nov. 2024 ^P	Dec. 2024 ^P	Jan. 2025 ^P	Feb. 2025 ^P
Goods.....		ID5	421	147.411	146.598	146.159	147.856	149.157
Foods.....		ID5	4211	152.271	154.189	152.857	153.337	153.931
Energy.....		ID5	4212	139.279	135.694	135.271	138.382	141.882
Goods excluding foods and energy.....		ID5	4213	149.796	149.765	149.597	150.833	151.061
Services.....		ID5	422	152.711	152.266	153.169	153.941	153.102
Trade services.....		ID5	4223	168.819	170.358	169.885	169.717	169.611
Transportation and warehousing services.....		ID5	4222	157.724	157.364	159.145	161.199	161.431
Transportation of passengers.....		ID5	42221	137.984	133.528	142.122	140.372	139.211
Transportation and warehousing of goods.....		ID5	42222	161.734	162.067	162.701	165.408	165.875
Services less trade, transportation, and warehousing.....		ID5	4221	149.373	148.712	149.663	150.395	149.373
Construction.....		ID5	423	152.540	152.576	152.660	155.011	154.449
Inputs to stage 4 construction producers.....		ID5	43	162.984	162.662	162.601	163.936	164.752
Goods.....		ID5	431	166.940	166.658	166.485	168.174	169.113
Energy.....		ID5	4312	132.766	127.447	124.771	131.559	135.171
Goods excluding foods and energy.....		ID5	4313	174.202	174.421	174.495	175.711	176.403
Services.....		ID5	432	152.776	152.356	152.571	153.026	153.535
Trade services.....		ID5	4323	170.291	169.394	169.107	167.670	168.746
Transportation and warehousing services.....		ID5	4322	146.086	145.518	147.483	149.755	149.613
Transportation of passengers.....		ID5	43221	144.400	139.718	148.747	146.909	145.690
Transportation and warehousing of goods.....		ID5	43222	146.903	146.431	148.236	150.619	150.501
Services less trade, transportation, and warehousing.....		ID5	4321	134.896	134.947	134.910	136.236	136.493
Stage 3 Intermediate Demand								
Stage 3 intermediate demand.....		ID5	3	147.154	147.216	147.277	148.746	150.351
Inputs to stage 3 goods producers.....		ID5	31	154.889	155.822	155.963	157.390	161.337
Goods.....		ID5	311	149.845	150.993	151.046	153.080	157.971
Foods.....		ID5	3111	167.689	171.451	172.338	177.542	192.400
Energy.....		ID5	3112	121.984	122.340	122.527	129.343	133.798
Goods excluding foods and energy.....		ID5	3113	148.049	148.158	147.848	148.304	149.171
Services.....		ID5	312	163.912	163.952	164.424	163.419	163.524
Trade services.....		ID5	3123	170.327	170.830	170.582	167.061	167.138
Transportation and warehousing services.....		ID5	3122	149.717	149.021	150.875	152.926	153.002
Transportation of passengers.....		ID5	31221	147.496	142.707	151.943	150.062	148.815
Transportation and warehousing of goods.....		ID5	31222	149.629	149.159	150.604	152.869	153.017
Services less trade, transportation, and warehousing.....		ID5	3121	138.744	138.737	138.748	139.862	140.085
Inputs to stage 3 services producers.....		ID5	32	140.269	139.708	139.697	141.209	141.133
Goods.....		ID5	321	117.088	115.460	114.115	117.405	119.408
Foods.....		ID5	3211	151.714	152.385	151.720	151.380	150.262
Energy.....		ID5	3212	109.804	107.089	104.880	109.963	113.135
Goods excluding foods and energy.....		ID5	3213	138.252	138.290	138.286	138.876	139.127
Services.....		ID5	322	146.123	145.834	146.175	147.206	146.589
Trade services.....		ID5	3223	201.952	203.018	203.619	201.906	202.585
Transportation and warehousing services.....		ID5	3222	172.016	172.032	172.610	174.581	174.739
Transportation of passengers.....		ID5	32221	104.508	104.330	104.673	104.603	104.557
Transportation and warehousing of goods.....		ID5	32222	172.566	172.583	173.163	175.144	175.303
Services less trade, transportation, and warehousing.....		ID5	3221	136.176	135.722	135.983	136.924	136.014
Construction.....		ID5	323	152.540	152.576	152.660	155.011	154.449
Inputs to stage 3 construction producers.....		ID5	33	141.458	141.293	141.971	142.130	142.767
Goods.....		ID5	331	135.083	135.493	136.035	136.409	137.129
Goods excluding foods and energy.....		ID5	3313	172.128	172.650	173.341	173.818	174.736
Services.....		ID5	332	167.811	166.936	167.867	167.791	168.413
Trade services.....		ID5	3323	172.379	171.436	172.465	172.309	172.998
Transportation and warehousing services.....		ID5	3322	117.731	117.330	117.481	118.386	118.645
Transportation and warehousing of goods.....		ID5	33222	124.270	123.847	124.005	124.961	125.234
Services less trade, transportation, and warehousing.....		ID5	3321	129.059	128.841	128.882	129.302	129.223
Stage 2								
Stage 2 intermediate demand.....		ID5	2	135.823	134.974	136.370	139.650	138.987
Inputs to stage 2 goods producers.....		ID5	21	120.422	119.419	122.091	127.623	126.752
Goods.....		ID5	211	113.148	111.589	115.064	122.411	121.345
Foods.....		ID5	2111	135.137	135.632	136.207	138.765	139.756
Energy.....		ID5	2112	81.933	79.542	85.436	96.118	93.157
Goods excluding foods and energy.....		ID5	2113	144.036	143.691	143.075	144.565	146.573
Services.....		ID5	212	156.088	156.806	157.139	157.276	156.964
Trade services.....		ID5	2123	178.403	180.640	180.897	179.652	179.271
Transportation and warehousing services.....		ID5	2122	172.292	172.267	173.381	174.226	174.222
Transportation of passengers.....		ID5	21221	138.809	134.501	142.810	141.118	139.996
Transportation and warehousing of goods.....		ID5	21222	174.245	174.427	175.194	176.163	176.214
Services less trade, transportation, and warehousing.....		ID5	2121	140.501	140.329	140.035	141.082	140.492
Construction.....		ID5	213	152.540	152.576	152.660	155.011	154.449

See footnotes at end of table.

Table 5. Producer price indexes for Final Demand-Intermediate Demand groupings, not seasonally adjusted — Continued

[February 2025, Index base Nov. 2009=100, unless otherwise indicated]

Title	Other index base	Commodity code		Unadjusted index ¹				
		Group code	Item code	Oct. 2024	Nov. 2024 ^P	Dec. 2024 ^P	Jan. 2025 ^P	Feb. 2025 ^P
Inputs to stage 2 services producers.....		ID5	22	150.163	149.533	149.305	149.687	149.307
Goods.....		ID5	221	143.850	143.555	143.488	144.713	145.048
Foods.....		ID5	2211	115.543	115.281	116.531	117.457	119.663
Energy.....		ID5	2212	137.709	135.597	135.768	141.334	143.705
Goods excluding foods and energy.....		ID5	2213	144.942	144.765	144.665	145.611	145.788
Services.....		ID5	222	150.450	149.767	149.512	149.746	149.283
Trade services.....		ID5	2223	197.200	200.103	203.069	197.668	197.699
Transportation and warehousing services.....		ID5	2222	152.285	151.139	152.529	152.178	152.149
Transportation of passengers.....		ID5	22221	138.944	134.463	143.104	141.345	140.178
Transportation and warehousing of goods.....		ID5	22222	155.338	154.799	154.864	154.770	154.948
Services less trade, transportation, and warehousing.....		ID5	2221	149.031	148.210	147.682	148.223	147.703
Construction.....		ID5	223	152.540	152.576	152.660	155.011	154.449
Stage 1 Intermediate Demand								
Stage 1 intermediate demand.....		ID5	1	146.229	145.704	145.940	146.932	147.478
Inputs to stage 1 goods producers.....		ID5	11	140.699	141.016	140.865	141.466	142.706
Goods.....		ID5	111	136.053	136.331	136.137	137.595	139.284
Foods.....		ID5	1111	127.379	131.869	134.041	134.877	135.363
Energy.....		ID5	1112	117.930	116.613	116.982	121.242	125.166
Goods excluding foods and energy.....		ID5	1113	145.385	145.339	144.602	145.527	146.927
Services.....		ID5	112	157.663	158.099	158.067	156.214	156.203
Trade services.....		ID5	1123	170.013	170.916	170.160	166.502	166.329
Transportation and warehousing services.....		ID5	1122	161.251	159.557	161.708	160.688	161.029
Transportation of passengers.....		ID5	11221	138.506	134.007	142.684	140.917	139.745
Transportation and warehousing of goods.....		ID5	11222	165.054	164.076	164.582	163.758	164.468
Services less trade, transportation, and warehousing.....		ID5	1121	115.806	115.907	116.446	116.968	117.108
Construction.....		ID5	113	152.540	152.576	152.660	155.011	154.449
Inputs to stage 1 services producers.....		ID5	12	148.532	147.504	148.049	149.073	149.155
Goods.....		ID5	121	143.869	142.816	141.993	143.560	145.480
Foods.....		ID5	1211	144.440	156.547	167.888	191.935	299.269
Energy.....		ID5	1212	142.665	139.050	136.019	140.003	143.779
Goods excluding foods and energy.....		ID5	1213	152.327	152.334	152.426	152.783	153.215
Services.....		ID5	122	149.810	148.797	149.916	150.706	150.015
Trade services.....		ID5	1223	179.693	180.685	180.906	180.336	180.976
Transportation and warehousing services.....		ID5	1222	149.109	147.923	151.497	152.720	152.233
Transportation of passengers.....		ID5	12221	138.423	133.927	142.598	140.833	139.662
Transportation and warehousing of goods.....		ID5	12222	170.679	171.111	172.381	175.310	175.128
Services less trade, transportation, and warehousing.....		ID5	1221	145.230	144.055	144.901	145.754	144.911
Construction.....		ID5	123	152.540	152.576	152.660	155.011	154.449
Inputs to stage 1 construction producers.....		ID5	13	162.545	161.967	161.858	163.890	164.697
Goods.....		ID5	131	164.160	163.808	163.286	165.923	166.801
Energy.....		ID5	1312	117.079	114.239	109.077	113.263	116.689
Goods excluding foods and energy.....		ID5	1313	172.521	172.463	172.493	174.986	175.572
Services.....		ID5	132	159.619	158.480	159.386	159.947	160.586
Trade services.....		ID5	1323	169.410	167.997	168.588	168.553	169.444
Transportation and warehousing services.....		ID5	1322	120.261	119.802	121.496	123.463	123.428
Transportation and warehousing of goods.....		ID5	13222	124.394	123.920	125.672	127.707	127.670
Services less trade, transportation, and warehousing.....		ID5	1321	144.695	144.818	144.918	145.950	146.290
Intermediate Demand by Production Flow Special Groupings								
Total goods inputs to stage 4 intermediate demand.....	04/10	ID5	9411	143.973	144.028	144.006	144.980	145.849
Total services inputs to stage 4 intermediate demand.....	04/10	ID5	9412	155.831	155.495	156.180	157.031	156.445
Total construction inputs to stage 4 intermediate demand.....	04/10	ID5	9413	151.276	151.312	151.396	153.726	153.169
Total foods inputs to stage 4 intermediate demand.....	04/10	ID5	9414	142.028	145.320	146.024	145.581	146.898
Total energy goods inputs to stage 4 intermediate demand.....	04/10	ID5	9415	126.626	123.101	122.378	125.905	129.335
Total goods less foods and energy inputs to stage 4 intermediate demand.....	04/10	ID5	9416	148.048	148.197	148.180	148.959	149.350
Total goods inputs to stage 3 intermediate demand.....	04/10	ID5	9311	134.396	134.803	134.520	136.738	140.633
Total services inputs to stage 3 intermediate demand.....	04/10	ID5	9312	148.145	147.906	148.271	148.953	148.470
Total construction inputs to stage 3 intermediate demand.....	04/10	ID5	9313	151.276	151.312	151.396	153.726	153.169
Total foods inputs to stage 3 intermediate demand.....	04/10	ID5	9314	149.131	152.455	153.233	157.822	170.924
Total energy goods inputs to stage 3 intermediate demand.....	04/10	ID5	9315	109.509	107.303	105.491	110.735	114.036
Total goods less foods and energy inputs to stage 3 intermediate demand.....	04/10	ID5	9316	140.713	140.813	140.581	141.038	141.776
Total goods inputs to stage 2 intermediate demand.....	04/10	ID5	9211	110.735	109.378	112.333	118.717	117.840
Total services inputs to stage 2 intermediate demand.....	04/10	ID5	9212	152.283	151.929	151.812	152.024	151.595
Total construction inputs to stage 2 intermediate demand.....	04/10	ID5	9213	151.276	151.312	151.396	153.726	153.169
Total foods inputs to stage 2 intermediate demand.....	04/10	ID5	9214	135.736	136.221	136.812	139.360	140.378
Total energy goods inputs to stage 2 intermediate demand.....	04/10	ID5	9215	80.844	78.505	84.213	94.615	91.775
Total goods less foods and energy inputs to stage 2 intermediate demand.....	04/10	ID5	9216	136.017	135.729	135.261	136.547	138.037
Total goods inputs to stage 1 intermediate demand.....	04/10	ID5	9111	127.422	127.178	126.770	128.274	129.722

See footnotes at end of table.

Table 5. Producer price indexes for Final Demand-Intermediate Demand groupings, not seasonally adjusted — Continued

[February 2025, Index base Nov. 2009=100, unless otherwise indicated]

Title	Other index base	Commodity code		Unadjusted index ¹				
		Group code	Item code	Oct. 2024	Nov. 2024 ^p	Dec. 2024 ^p	Jan. 2025 ^p	Feb. 2025 ^p
Total services inputs to stage 1 intermediate demand.....	04/10	ID5	9112	151.020	150.252	151.154	151.472	150.988
Total construction inputs to stage 1 intermediate demand.....	04/10	ID5	9117	151.276	151.312	151.396	153.726	153.169
Total foods inputs to stage 1 intermediate demand.....	04/10	ID5	9114	120.187	124.587	126.842	128.167	131.103
Total energy goods inputs to stage 1 intermediate demand.....	04/10	ID5	9115	125.813	123.296	121.533	125.506	129.181
Total goods less foods and energy inputs to stage 1 intermediate demand.....	04/10	ID5	9116	126.930	126.903	126.634	127.526	128.301

¹ All indexes are subject to revision for 4 months after their originally scheduled publication to incorporate late reports and corrections by survey respondents. In addition, seasonally adjusted indexes are subject to change for up to 5 years due to the recalculation of seasonal factors published each January.

² PPI defines Total finished as including only the personal consumption and private capital investment portions of final demand.

³ Trade indexes measure changes in margins received by wholesalers and retailers.

⁴ The PPI definition of foods does not include food and beverages for immediate consumption. PPI defines food and beverages for immediate consumption as the service of preparing meals, snacks, and beverages to customer order for immediate on-premises and off-premises consumption.

⁵ Distributive services include transportation, warehousing, and trade of goods.

⁶ Includes intermediate trade, transportation, and warehousing services.

⁷ Includes crude petroleum.

⁸ Excludes crude petroleum.

p Preliminary

“-” Data not available.

Table 6. Producer price index percentage changes for selected aggregate commodity and service groupings, not seasonally adjusted
[February 2025]

Title	Commodity code		Unadjusted 12-month percent change ¹	Unadjusted 1-month percent change ¹				
	Group code	Item code		Feb. 2024 to Feb. 2025 ^P	Sept. to Oct.	Oct. to Nov. ^P	Nov. to Dec. ^P	Dec. to Jan. ^P
Goods								
All commodities.....	00	000000	1.9	0.2	0.0	0.1	1.5	1.0
Farm products, processed foods and feeds.....	PFF	PLUS02	7.7	-0.7	2.5	0.4	0.9	2.5
Farm products.....	01	—	16.2	-1.6	7.3	1.4	2.4	6.5
Processed foods and feeds.....	02	—	4.2	-0.3	0.6	0.0	0.3	0.8
Industrial commodities.....	IND	THRU15	0.6	0.4	-0.5	0.0	1.6	0.6
Textile products and apparel.....	03	—	0.7	0.2	-0.8	0.8	0.7	-0.4
Hides, skins, leather, and related products.....	04	—	-1.5	0.5	0.7	-0.1	0.0	-1.4
Fuels and related products and power.....	05	—	-2.4	0.8	-2.3	0.3	5.2	1.1
Chemicals and allied products.....	06	—	1.5	-0.3	-0.4	0.0	0.8	0.3
Rubber and plastic products.....	07	—	0.9	0.0	-0.1	-0.1	0.4	-0.5
Lumber and wood products.....	08	—	1.2	0.5	0.4	0.2	-0.1	0.6
Pulp, paper, and allied products.....	09	—	2.2	0.0	0.0	-0.2	0.1	0.4
Metals and metal products.....	10	—	-0.5	0.9	0.2	-0.9	0.5	1.8
Machinery and equipment.....	11	—	2.4	0.1	0.2	0.3	0.5	0.2
Furniture and household durables.....	12	—	2.1	-0.1	0.1	-0.1	0.4	0.5
Nonmetallic mineral products.....	13	—	3.5	0.3	0.0	0.0	2.1	0.4
Transportation equipment.....	14	—	1.5	0.3	0.1	0.2	0.2	0.2
Miscellaneous products.....	15	—	5.2	0.1	0.6	0.0	0.4	0.9
Industrial commodities less fuels.....	ILF	T15M05	1.6	0.2	0.1	-0.1	0.5	0.5
Other commodity groupings								
Petroleum products, refined.....	05	7	-11.7	2.7	-3.7	-2.9	4.9	2.6
Industrial chemicals.....	06	1	2.2	-1.4	-1.2	0.1	2.3	-0.5
Rubber and rubber products.....	07	1	2.2	0.2	-0.3	-0.2	0.4	0.2
Lumber.....	08	1	7.9	1.1	2.1	0.9	-0.7	1.6
Iron and steel.....	10	1	-13.0	0.9	1.1	-2.8	-0.1	3.9
Nonferrous metals.....	10	2	12.9	2.4	-0.4	-0.4	1.5	2.1
General purpose machinery and equipment.....	11	4	3.0	0.1	0.0	0.2	0.4	0.5
Electrical machinery and equipment.....	11	7	2.1	0.2	0.5	0.1	0.6	0.0
Electronic components and accessories.....	11	78	0.4	0.8	1.5	0.1	-0.6	-0.5
Aircraft and aircraft equipment.....	14	2	2.2	0.0	0.1	0.1	0.5	0.3
Services and construction								
Transportation services.....	30	—	3.0	1.2	-0.6	2.0	1.1	-0.2
Services related to transportation activities.....	31	—	2.2	0.4	-0.4	0.0	0.1	0.2
Warehousing, storage, and related activities.....	32	—	3.3	0.1	0.1	0.1	2.7	1.3
Publishing sales, excluding software.....	33	—	5.3	0.4	-0.1	0.0	2.7	0.6
Software publishing.....	34	—	7.8	0.8	0.3	-1.0	-0.8	0.4
Network compensation from broadcast and cable television and radio.....	35	—	-0.1	-0.1	0.0	0.0	0.1	0.0
Advertising space and time sales.....	36	—	4.9	0.9	-2.0	-1.3	0.8	-1.7
Telecommunication, cable, and internet user services.....	37	—	4.9	0.7	0.3	-0.1	1.1	0.7
Data processing and related services.....	38	—	0.0	0.0	-0.3	-0.1	1.6	-1.4
Credit intermediation services (partial).....	39	—	-4.2	-2.7	0.5	-1.7	0.4	-1.4
Investment services.....	40	—	7.0	-0.3	0.1	1.3	-0.1	-0.2
Insurance and annuities.....	41	—	4.1	0.1	0.1	0.0	0.4	0.3
Commissions and fees from sales and administration of insurance policies (partial).....	42	—	0.6	0.2	0.0	0.0	-0.1	0.0
Real estate services (partial).....	43	—	0.8	0.5	-1.2	1.1	0.1	-1.8
Rental and leasing of goods (partial).....	44	—	2.4	0.1	-2.2	0.8	-1.2	-0.4
Professional services (partial).....	45	—	4.1	0.4	0.0	0.3	2.0	0.5
Employment services.....	46	—	1.5	0.2	0.0	0.1	0.4	0.0
Travel arrangement services.....	47	—	-0.3	1.2	0.1	-0.6	0.1	0.4
Selected security services (partial).....	48	—	3.1	0.4	-0.1	0.2	1.0	0.8
Cleaning and building maintenance services (partial).....	49	—	5.1	0.0	0.0	0.0	0.7	0.1
Waste collection and remediation services (partial).....	50	—	7.1	0.1	1.6	-1.1	0.3	0.7
Health care services.....	51	—	2.7	0.6	0.0	0.1	0.2	0.3
Accommodation services.....	53	—	10.5	2.9	-4.4	-1.6	5.1	2.6
Food and beverages for immediate consumption services (partial).....	54	—	2.3	0.2	-0.5	0.3	0.3	0.1
Repair and maintenance services (partial).....	55	—	6.8	0.2	0.5	0.2	1.7	0.3
Entertainment services (partial).....	56	—	2.7	-0.2	1.2	0.7	2.1	0.3
Wholesale trade services.....	57	—	5.2	1.3	-0.2	-0.4	0.6	-0.3
Retail trade services.....	58	—	0.9	-0.2	-1.5	0.9	0.7	-0.7
Metal treatment services.....	59	—	1.4	0.2	-0.3	0.2	0.5	-0.1

See footnotes at end of table.

Table 6. Producer price index percentage changes for selected aggregate commodity and service groupings, not seasonally adjusted — Continued
 [February 2025]

Title	Commodity code		Unadjusted 12-month percent change ¹ Feb. 2024 to Feb. 2025 ^p	Unadjusted 1-month percent change ¹				
	Group code	Item code		Sept. to Oct.	Oct. to Nov. ^p	Nov. to Dec. ^p	Dec. to Jan. ^p	Jan. to Feb. ^p
Mining services.....	60	—	0.6	-1.6	0.7	1.2	0.1	-0.1
Contract work on textile products, apparel, and leather.....	61	—	6.5	0.0	0.0	0.0	-0.2	0.0
Construction (partial).....	80	—	2.0	-0.2	0.0	0.1	0.5	-0.1

¹ All indexes are subject to revision for 4 months after their originally scheduled publication to incorporate late reports and corrections by survey respondents.

^p Preliminary

“—” Data not available.

NOTE: The term “(partial)” denotes incomplete coverage of the index category.

Table 7. Producer price index percentage changes for commodity and service groupings and individual items, not seasonally adjusted
 [February 2025]

Title	Commodity code		Unadjusted 12-month percent change ¹	Unadjusted 1-month percent change ¹				
	Group code	Item code		Feb. 2024 to Feb. 2025 ^P	Sept. to Oct.	Oct. to Nov. ^P	Nov. to Dec. ^P	Dec. to Jan. ^P
Goods								
All commodities.....	00	000000	1.9	0.2	0.0	0.1	1.5	1.0
Industrial commodities.....	IND	THRU15	0.6	0.4	-0.5	0.0	1.6	0.6
Farm products, processed foods and feeds.....	PFF	PLUS02	7.7	-0.7	2.5	0.4	0.9	2.5
Farm products.....	01	—	16.2	-1.6	7.3	1.4	2.4	6.5
Fruits & melons, fresh/dry vegs. & nuts.....	01	1	-0.4	-0.6	23.2	-4.5	-15.4	4.1
Fresh fruits and melons.....	01	11	16.2	-3.3	21.8	5.0	-13.7	4.0
Citrus fruits.....	01	1101	-5.3	17.3	-7.6	-18.3	-3.1	-0.1
Grapefruits.....	01	110101	4.8	—	-1.1	-4.5	-6.7	-0.3
Lemons.....	01	110104	-9.1	-0.6	-14.2	-7.0	-6.1	-3.7
Valencia oranges.....	01	110105	6.2	8.2	—	—	—	—
Navel oranges.....	01	110106	-11.5	—	-9.4	-29.9	1.2	-1.9
Tangerines.....	01	110108	-15.2	—	3.1	-4.5	-7.5	-2.8
Tangelos.....	01	110110	—	—	—	—	—	-16.4
Other fruits and berries.....	01	1102	19.5	-8.6	28.9	9.6	-15.9	4.9
Plums and fresh prunes.....	01	110201	—	1.7	—	—	—	—
Avocados.....	01	110205	—	30.0	-35.4	4.8	—	—
Kiwifruit.....	01	110206	-24.3	—	—	-3.7	0.0	-18.0
Granny Smith apples.....	01	110208	18.0	3.9	-3.6	-1.0	0.8	1.2
Golden delicious apples.....	01	110211	16.5	5.7	-0.4	-5.2	0.7	4.2
Red delicious apples.....	01	110215	8.0	2.4	2.4	-0.9	-0.6	0.7
McIntosh apples.....	01	110216	-8.5	-8.5	0.7	-2.0	1.3	0.0
Peaches.....	01	110219	—	1.8	—	—	—	—
Gala apples.....	01	110220	14.5	-5.9	3.0	-1.4	0.6	1.0
Pears.....	01	110221	50.1	-0.4	1.8	5.2	-6.5	2.2
Strawberries.....	01	110222	35.7	-40.6	121.1	23.0	-33.1	15.4
Raspberries.....	01	110224	—	-13.6	—	—	—	—
Blackberries.....	01	110225	—	-10.0	—	—	—	—
Grapes.....	01	110228	-9.8	0.6	0.6	0.2	0.0	-2.5
Table grapes.....	01	1102281	—	2.2	2.2	0.9	—	—
Raisin grapes.....	01	1102282	3.3	0.0	0.0	0.0	0.0	3.3
Wine grapes.....	01	1102283	-3.3	0.0	0.0	0.0	0.0	-3.3
Juice grapes.....	01	1102284	-6.6	0.0	0.0	0.0	0.0	0.0
Fuji apples.....	01	110229	3.6	3.9	5.4	0.0	-7.7	-6.6
Empire apples.....	01	110230	3.1	—	0.0	0.0	0.0	0.0
Melons.....	01	1103	—	22.9	32.0	—	—	—
Cantaloupes.....	01	110301	—	-6.1	37.0	—	—	—
Honeydews.....	01	110302	—	-6.5	16.1	—	—	—
Watermelons.....	01	110303	—	44.2	—	—	—	—
Fresh and dry vegetables.....	01	13	-16.3	2.1	33.4	-14.7	-22.3	6.0
Dry vegetables.....	01	1301	-12.6	3.7	3.0	1.6	-1.7	-0.9
Dry beans.....	01	13011	-16.0	-3.1	1.9	1.3	0.6	-1.3
Dry pinto beans.....	01	130110	-25.5	-11.4	1.1	0.0	0.0	-2.1
Dry great northern beans.....	01	130111	-9.5	0.0	0.0	0.0	0.0	-5.0
Dry pea beans.....	01	130113	0.0	—	3.3	2.0	0.0	0.0
Dry kidney beans.....	01	130114	32.2	—	1.8	0.0	20.8	-1.7
Dry small red beans.....	01	130115	-7.1	—	1.2	5.7	0.0	0.0
Dry garbanzo beans.....	01	130116	-13.9	0.0	0.9	0.7	-5.1	0.0
Dry black beans.....	01	130117	-22.3	-8.1	5.6	5.9	0.0	0.0
Dry peas and lentils.....	01	13012	-7.7	14.1	4.4	2.0	-4.6	-0.4
Dry peas.....	01	130120	7.2	14.2	5.0	4.2	-3.3	-1.1
Dry lentils.....	01	130121	-28.7	13.8	3.3	-2.2	-7.1	1.2
Fresh vegetables, except potatoes.....	01	1302	-25.9	7.6	50.6	-19.5	-31.1	10.2
Cabbage.....	01	130211	0.6	5.8	-13.8	42.9	-33.6	-9.1
Carrots.....	01	130212	-3.3	9.2	0.0	-16.6	19.3	0.0
Celery.....	01	130213	7.6	7.8	47.7	1.6	-0.5	-28.1
Sweet corn.....	01	130214	-59.5	—	2.4	85.3	-52.8	-5.7
Lettuce.....	01	130215	5.4	-2.5	135.6	-49.2	-17.3	17.9
Dry onions.....	01	130216	-53.7	-8.8	4.4	0.4	2.7	-7.9
Tomatoes.....	01	130217	-20.2	9.5	39.4	—	—	72.9
Snap beans.....	01	130218	-32.9	—	—	-21.1	-51.4	44.7
Broccoli.....	01	130222	-14.3	-0.5	48.1	-26.1	-45.6	-10.0
Cauliflower.....	01	130223	6.3	-31.0	49.2	88.1	-69.1	21.8

See footnotes at end of table.

Table 7. Producer price index percentage changes for commodity and service groupings and individual items, not seasonally adjusted — Continued
[February 2025]

Title	Commodity code		Unadjusted 12-month percent change ¹	Unadjusted 1-month percent change ¹				
	Group code	Item code		Feb. 2024 to Feb. 2025 ^P	Sept. to Oct.	Oct. to Nov. ^P	Nov. to Dec. ^P	Dec. to Jan. ^P
Spinach.....	01	130224	54.5	18.5	—	—	—	—
Greens.....	01	130225	6.3	2.4	11.5	-18.7	-3.2	10.3
Endive.....	01	130226	-43.0	3.8	0.0	-12.0	-6.1	-8.6
Green peppers.....	01	130228	-53.0	—	—	-37.8	-37.1	-10.8
Eggplant.....	01	130229	—	—	—	—	—	—
Squash.....	01	130231	—	50.4	-53.2	-1.1	66.9	-27.4
Beets.....	01	130232	53.5	-5.8	1.7	—	—	3.5
Cucumbers.....	01	130234	—	-45.9	7.7	—	—	—
Artichokes.....	01	130235	—	2.7	16.0	-9.2	-28.3	—
Sweet potatoes.....	01	1303	0.3	-3.5	-0.8	3.0	-1.7	1.6
Sweet potatoes.....	01	130301	0.3	-3.5	-0.8	3.0	-1.7	1.6
Potatoes.....	01	1306	23.0	-10.5	-2.9	-0.6	0.4	-1.7
Russet potatoes.....	01	130603	8.1	-11.2	-3.9	-0.1	-0.2	-1.4
Round red potatoes.....	01	130604	3.8	-6.5	6.2	-4.5	3.4	-4.3
Round yellow potatoes.....	01	130605	—	2.0	0.0	0.0	7.5	—
Tree nuts.....	01	19	2.2	0.0	0.0	0.0	0.0	0.0
Tree nuts.....	01	1901	2.2	0.0	0.0	0.0	0.0	0.0
Pecans.....	01	190101	0.0	0.0	0.0	0.0	0.0	0.0
Almonds.....	01	190102	3.2	0.0	0.0	0.0	0.0	0.0
Filberts.....	01	190103	0.0	0.0	0.0	0.0	0.0	0.0
Walnuts.....	01	190104	0.0	0.0	0.0	0.0	0.0	0.0
Macadamias.....	01	190105	0.0	0.0	0.0	0.0	0.0	0.0
Pistachios.....	01	190106	0.0	0.0	0.0	0.0	0.0	0.0
Grains.....	01	2	6.7	-0.8	7.5	3.9	3.6	2.2
Wheat.....	01	21	-3.8	2.7	-4.2	2.4	-0.2	4.4
Wheat.....	01	2101	-3.8	2.7	-4.2	2.4	-0.2	4.4
Hard red winter wheat.....	01	210101	-1.6	1.4	-6.8	2.8	-0.9	5.8
Hard red spring wheat.....	01	210102	-11.5	6.5	-1.7	2.1	-0.1	0.4
Soft white wheat.....	01	210103	-1.2	0.2	-3.0	4.4	1.0	2.8
Soft red winter wheat.....	01	210104	-0.5	4.6	0.0	1.1	0.3	5.6
Hard amber durum wheat.....	01	210105	-17.4	4.6	-0.1	-3.2	4.0	4.0
Other grains.....	01	22	9.7	-1.7	10.4	4.4	4.1	2.0
Barley.....	01	2201	-8.4	9.3	0.2	0.9	0.3	-4.6
Barley.....	01	220101	-8.4	9.3	0.2	0.9	0.3	-4.6
Corn.....	01	2202	10.5	-2.0	10.7	4.5	4.2	2.1
Corn.....	01	220205	10.5	-2.0	10.7	4.5	4.2	2.1
Oats.....	01	2203	-15.1	1.0	-0.9	-0.9	4.4	-6.5
Oats.....	01	220311	-15.1	1.0	-0.9	-0.9	4.4	-6.5
Sorghum.....	01	2205	-2.6	0.6	6.3	1.9	2.5	0.9
Sorghum.....	01	220501	-2.6	0.6	6.3	1.9	2.5	0.9
Rough rice.....	01	23	-9.6	3.1	-1.2	-0.7	4.9	0.0
Rough rice.....	01	2301	-9.6	3.1	-1.2	-0.7	4.9	0.0
Rough rice.....	01	230103	-9.6	3.1	-1.2	-0.7	4.9	0.0
Long grain rough rice.....	01	2301031	-11.0	-1.4	-0.7	-2.1	4.3	0.0
Medium/short grain rough rice.....	01	2301032	-6.3	14.7	-2.4	2.4	6.2	0.0
Livestock.....	01	3	16.9	0.5	2.6	4.3	3.2	2.7
Slaughter cattle.....	01	31	16.3	1.2	-1.9	2.9	5.2	2.5
Slaughter steers and heifers.....	01	3101	13.5	3.1	-1.4	4.2	4.8	1.2
Slaughter steers and heifers.....	01	310199	13.5	3.1	-1.4	4.2	4.8	1.2
Slaughter cows and bulls.....	01	3102	27.1	-5.1	-4.0	-1.4	7.0	7.8
Slaughter cows and bulls.....	01	310299	27.1	-5.1	-4.0	-1.4	7.0	7.8
Slaughter vealers.....	01	3103	17.4	1.3	0.2	0.3	0.5	-0.4
Slaughter vealers.....	01	310399	17.4	1.3	0.2	0.3	0.5	-0.4
Slaughter hogs.....	01	32	30.9	-3.3	11.8	-4.3	-3.7	13.2
Slaughter barrows and gilts.....	01	3201	30.4	-3.5	12.5	-3.6	-3.9	12.5
Slaughter barrows and gilts.....	01	320199	30.4	-3.5	12.5	-3.6	-3.9	12.5
Slaughter sows.....	01	3202	47.1	4.0	-6.2	-25.4	4.1	38.7
Slaughter sows.....	01	320299	47.1	4.0	-6.2	-25.4	4.1	38.7
Slaughter lambs.....	01	33	2.1	-14.1	3.8	5.9	16.4	10.9
Slaughter lambs.....	01	3301	2.1	-14.1	3.8	5.9	16.4	10.9
Slaughter lambs.....	01	330199	2.1	-14.1	3.8	6.0	16.4	10.9
Feeder and replacement cattle.....	01	34	12.8	1.7	3.6	9.6	3.8	-1.0

See footnotes at end of table.

Table 7. Producer price index percentage changes for commodity and service groupings and individual items, not seasonally adjusted — Continued
[February 2025]

Title	Commodity code		Unadjusted 12-month percent change ¹	Unadjusted 1-month percent change ¹				
	Group code	Item code		Feb. 2024 to Feb. 2025 ^P	Sept. to Oct.	Oct. to Nov. ^P	Nov. to Dec. ^P	Dec. to Jan. ^P
Feeder and replacement cattle.....	01	3401	12.8	1.7	3.6	9.6	3.8	-1.0
Feeder and replacement cattle.....	01	340199	12.8	1.7	3.6	9.6	3.8	-1.0
Slaughter poultry.....	01	4	0.7	1.7	-0.1	1.6	1.8	-4.0
Slaughter chickens.....	01	41	0.7	1.4	0.5	2.5	0.5	-5.0
Broilers and other meat type chickens.....	01	4102	0.7	1.4	0.5	2.5	0.5	-5.0
Slaughter chickens.....	01	410299	0.7	1.4	0.5	2.5	0.5	-5.0
Slaughter turkeys.....	01	42	0.8	3.9	-5.1	-5.9	14.0	4.1
Slaughter turkeys.....	01	4201	0.8	3.9	-5.1	-5.9	14.0	4.1
Slaughter turkeys.....	01	420199	0.8	3.9	-5.1	-5.9	14.0	4.1
Slaughter ducks.....	01	43	0.3	0.0	0.0	0.0	0.0	0.0
Slaughter ducks.....	01	4301	0.3	0.0	0.0	0.0	0.0	0.0
Slaughter ducks.....	01	430199	0.3	0.0	0.0	0.0	0.0	0.0
Raw cotton.....	01	5	-26.0	3.2	-0.8	2.6	-2.5	-0.7
Raw cotton.....	01	51	-26.0	3.2	-0.8	2.6	-2.5	-0.7
Raw cotton.....	01	5101	-26.0	3.2	-0.8	2.6	-2.5	-0.7
Raw cotton.....	01	510101	-26.0	3.2	-0.8	2.6	-2.5	-0.7
Upland cotton.....	01	5101011	-26.9	3.5	-1.1	1.8	-2.7	-0.2
Pima cotton.....	01	5101012	-12.8	0.0	4.5	14.4	0.0	-6.3
Raw milk.....	01	6	22.1	-1.2	-4.0	-3.7	3.4	4.4
Raw milk.....	01	61	22.1	-1.2	-4.0	-3.7	3.4	4.4
Raw milk.....	01	6101	22.1	-1.2	-4.0	-3.7	3.4	4.4
Raw milk.....	01	610102	22.1	-1.2	-4.0	-3.7	3.4	4.4
Chicken eggs.....	01	7	183.3	-20.6	54.3	3.4	31.4	53.6
Chicken eggs.....	01	71	183.3	-20.6	54.3	3.4	31.4	53.6
Eggs for fresh use.....	01	7107	136.6	-22.0	55.6	0.5	44.0	28.1
Eggs, jumbo.....	01	710701	121.0	-23.9	54.5	1.2	47.9	19.0
Eggs, extra large.....	01	710702	129.7	-23.8	53.8	1.5	47.1	24.0
Eggs, large.....	01	710703	129.8	-23.2	56.7	1.4	48.8	23.9
Eggs, medium.....	01	710704	192.0	-14.3	54.2	-4.9	18.4	61.0
Eggs, small.....	01	710705	94.7	-6.0	42.6	-5.5	7.9	43.4
Breaker stock and checks and undergrades.....	01	7108	288.2	-17.9	52.0	8.9	9.6	111.2
Breaker stock.....	01	710801	286.3	-16.3	50.7	9.3	9.2	111.4
Checks and undergrades.....	01	710802	302.1	-28.4	61.2	6.7	12.5	109.9
Hay, hayseeds, and oilseeds.....	01	8	-10.4	-3.6	1.2	1.4	3.5	-1.1
Hay and hayseeds.....	01	81	-7.5	-22.8	1.3	25.4	-6.5	-7.4
Hay and hayseeds.....	01	8101	-7.5	-22.8	1.3	25.4	-6.5	-7.4
Alfalfa hay.....	01	810101	-10.6	-6.6	-8.4	6.9	-1.5	-0.2
All other hay.....	01	810102	-3.7	-38.5	15.7	47.0	-10.8	-14.3
Oilseeds.....	01	83	-10.9	-0.2	1.1	-1.9	5.3	-0.1
Oilseeds.....	01	8301	-10.9	-0.2	1.1	-1.9	5.3	-0.1
Peanuts.....	01	830111	24.3	-2.5	-1.3	-13.4	18.2	-2.7
Cottonseed.....	01	830121	-20.9	-6.5	-13.8	-3.2	2.8	-0.2
Soybeans.....	01	830131	-13.0	-0.1	1.8	-1.4	4.8	-0.3
Flaxseed.....	01	830151	19.2	0.7	0.3	1.8	1.8	8.8
Sunflower.....	01	830161	84.9	0.4	6.3	2.9	9.8	19.1
Canola.....	01	830171	1.8	18.1	-0.9	-7.5	5.5	5.3
Miscellaneous oil crops.....	01	830181	5.9	1.1	0.5	0.6	5.1	0.0
Processed foods and feeds.....	02	-	4.2	-0.3	0.6	0.0	0.3	0.8
Cereal and bakery products.....	02	1	-0.5	0.2	-0.3	-0.1	0.1	0.0
Bakery products.....	02	11	0.2	0.3	-0.2	0.1	0.2	0.2
Bread (white, wheat, rye, etc.), including frozen.....	02	1102	0.0	0.1	0.0	0.1	0.2	0.1
Bread (white, wheat, rye, etc.), including frozen.....	02	110201	0.0	0.1	0.0	0.1	0.2	0.1
White pan bread.....	02	11020111	0.5	0.3	-0.2	0.1	0.6	0.3
White hearth bread (French, Italian, etc.).....	02	11020112	-0.4	-0.1	0.0	0.0	0.2	0.0
Dark wheat breads (whole wheat, cracked wheat, multigrain, etc.).....	02	11020113	-1.3	0.3	0.2	0.1	-0.3	0.2
Other variety breads (rye, unleavened, raisin, potato, self-rising, salt-free, canned, etc.).....	02	11020114	0.7	-0.1	0.3	0.1	0.1	-0.3
Rolls (bread-type), muffins, bagels, and croissants.....	02	1105	0.1	0.8	-0.1	-0.2	0.3	0.0
Rolls (bread-type), muffins, bagels, and croissants.....	02	110505	0.1	0.8	-0.1	-0.2	0.3	0.0
Rolls, hamburger and wiener.....	02	11050501	-1.1	0.4	0.0	0.0	0.0	-0.2

See footnotes at end of table.

Table 7. Producer price index percentage changes for commodity and service groupings and individual items, not seasonally adjusted — Continued
[February 2025]

Title	Commodity code		Unadjusted 12-month percent change ¹	Unadjusted 1-month percent change ¹				
	Group code	Item code		Feb. 2024 to Feb. 2025 ^P	Sept. to Oct.	Oct. to Nov. ^P	Nov. to Dec. ^P	Dec. to Jan. ^P
All other rolls, bread-type (incl. muffins, bagels, and croissants)	02	11050502	1.0	1.1	-0.1	-0.3	0.7	0.2
Other sweet goods, excluding frozen	02	1107	0.7	-0.6	0.1	0.1	0.1	-0.6
Other sweet goods, excluding frozen	02	110703	0.7	-0.6	0.1	0.1	0.1	-0.6
Soft cakes, excluding frozen	02	1108	0.7	-0.6	-0.1	0.9	0.2	0.0
Soft cakes, excluding frozen	02	110803	0.7	-0.6	-0.1	0.9	0.2	0.0
Pies (fruit, cream, and custard), excluding frozen	02	1109	0.7	-0.2	-0.1	1.3	0.0	-0.4
Pies (fruit, cream, and custard), excluding frozen	02	110903	0.7	-0.2	-0.1	1.3	0.0	-0.4
Cookies, crackers, and related products	02	1121	0.3	0.4	-0.6	0.0	0.1	0.5
Cookies, wafers, and ice cream cones and cups (excluding frozen)	02	112103	1.4	0.8	-0.2	0.0	0.2	0.6
Crackers, biscuits, and related products	02	112104	-1.8	-0.4	-1.4	0.0	-0.1	0.1
Retail bakery products, excluding retail trade	02	1130	-0.1	1.0	0.0	0.0	0.4	0.8
Retail bakery products, excluding retail trade	02	113001	-0.1	1.0	0.0	0.0	0.4	0.8
Flour and flour base mixes and doughs	02	12	-1.3	0.3	-0.8	0.1	0.4	-0.5
Wheat flour	02	1203	-5.2	1.0	-2.6	0.6	-0.3	-0.8
Wheat flour	02	120301	-5.2	1.0	-2.6	0.6	-0.3	-0.8
Flour base mixes and doughs	02	1204	0.8	0.0	0.1	-0.1	0.7	-0.3
Flour base mixes and doughs	02	120401	0.8	0.0	0.1	-0.1	0.7	-0.3
Prepared flour mixes, including refrigerated and frozen doughs and batters, made in flour mills	02	1204011	4.1	0.1	0.0	0.0	0.2	0.0
Cake mixes, including gingerbread, made from purchased flour	02	1204012	—	—	0.0	0.0	0.0	0.0
Flour mixes, excluding cake mixes, made from purchased flour	02	1204013	-0.2	0.0	0.2	-0.1	0.8	-0.4
Milled rice and byproducts	02	13	-3.9	-0.5	-0.2	-1.2	-2.0	-0.2
Head rice	02	1301	-1.0	-0.1	0.2	-0.3	-1.2	1.2
Head rice	02	130106	-1.0	-0.1	0.2	-0.3	-1.2	1.2
Head rice not packaged with other ingredients	02	1301066	-2.9	-0.1	0.3	-0.4	-1.6	0.7
Milled rice (incl second heads, screenings, brewers, bran, sharps, rice flour, and byproducts)	02	1302	-7.7	-1.0	-0.8	-2.4	-3.1	-2.0
Milled rice (incl second heads, screenings, brewers, bran, sharps, rice flour, and byproducts)	02	130201	-7.7	-1.0	-0.8	-2.4	-3.1	-2.0
Cereal and pasta products	02	14	-1.0	0.0	-0.1	-0.6	0.1	0.2
Dry macaroni, spaghetti, and egg noodle products, made from purchased flour	02	1402	-4.7	-0.6	0.0	-4.4	0.3	0.0
Dry macaroni, spaghetti, and egg noodle products, made from purchased flour	02	140203	-4.7	-0.6	0.0	-4.4	0.3	0.0
Dry macaroni, spaghetti, and egg noodle products, made from purchased flour	02	14020303	-4.7	-0.6	0.0	-4.4	0.3	0.0
Cereal and mill products, other than flour	02	1409	-0.2	0.1	-0.1	0.2	0.1	0.2
Manufactured starch, made by wet milling	02	140907	0.5	0.3	-3.8	-0.3	-1.1	0.5
Wheat mill products, corn mill products, and other grain mill products except flour	02	140908	-2.3	0.2	2.3	0.9	1.0	0.3
Wheat mill products, except flour	02	1409081	-10.1	2.1	3.9	2.8	3.2	-5.9
Corn mill products	02	1409082	2.9	-0.5	1.9	0.0	-0.4	2.7
Other grain mill products	02	1409083	-4.6	-0.2	1.7	0.9	1.8	2.1
Breakfast cereal	02	140909	0.8	0.0	0.0	0.0	0.0	0.1
Meats, poultry, and fish	02	2	6.6	-1.0	2.5	-1.0	0.1	0.3
Meats	02	21	9.3	1.0	1.3	0.2	0.3	1.7
Beef and veal products, fresh or frozen	02	2101	9.5	4.0	4.2	-1.0	4.9	-1.9
Beef, fresh/frozen variety meats, not canned or made into sausage, made in slaughtering plants	02	210126	16.7	-2.6	-9.5	1.5	15.7	0.0
Beef, fresh/frozen whole/half carcass, not canned or made into sausage, misp.	02	210131	7.4	15.7	-3.4	-15.5	20.4	-10.0
Beef, fresh/frozen, primal and subprimal cuts, made in slaughtering plants	02	210133	9.1	3.4	6.8	0.5	2.3	-1.2
Lamb/mutton, fresh or frozen, not canned or made into sausage, made in slaughtering plants	02	2103	-1.6	0.1	0.0	0.0	-0.4	-0.2
Lamb/mutton, fresh or frozen, not canned or made into sausage, made in slaughtering plants	02	210321	-1.6	0.1	0.0	0.0	-0.4	-0.2
Pork products, fresh, frozen, or processed, except sausage	02	2104	10.4	-1.0	0.1	2.9	-6.2	7.9
Pork, fresh/frozen, unprocessed, all cuts, except sausage, made in slaughtering plants	02	210444	11.1	-0.6	0.0	4.5	-9.4	12.6
Pork, processed or cured, not canned or made into sausage	02	210447	9.4	-1.4	0.1	0.8	-1.9	2.1
Pork, processed or cured, not canned or made into sausage, made in slaughtering plants	02	2104471	11.8	-1.4	1.1	0.2	1.6	2.9
Pork, processed or cured, not canned or made into sausage, mfpc.	02	2104472	8.5	-1.4	-0.2	1.0	-3.1	1.8
Pork, sweet-pickled, dry-cured, or dry salt, not canned or made into sausage, mfpc.	02	21044721	-3.5	0.6	0.0	0.0	-3.1	-1.0
Smoked hams and picnics, excluding canned, made from purchased carcasses	02	21044722	13.1	-1.3	0.0	2.1	-0.3	2.6

See footnotes at end of table.

Table 7. Producer price index percentage changes for commodity and service groupings and individual items, not seasonally adjusted — Continued
 [February 2025]

Title	Commodity code		Unadjusted 12-month percent change ¹	Unadjusted 1-month percent change ¹				
	Group code	Item code		Feb. 2024 to Feb. 2025 ^P	Sept. to Oct.	Oct. to Nov. ^P	Nov. to Dec. ^P	Dec. to Jan. ^P
Smoked slab bacon, made from purchased carcasses.....	02	21044723	12.2	2.7	2.8	1.4	-3.5	0.1
Smoked sliced bacon, made from purchased carcasses.....	02	21044724	14.0	-0.5	0.9	-1.4	-5.8	4.5
Other smoked pork, not canned or made into sausage, made from purchased carcasses.....	02	21044725	0.9	-4.8	5.4	1.4	-0.9	-1.1
Boiled ham, barbecue pork, and other cooked pork, excluding canned meats and sausage, mfpc.....	02	21044726	-5.7	-6.5	-10.0	9.6	-0.3	-5.1
Other meats, fresh, frozen, or canned.....	02	2105	8.2	-1.2	-1.6	-0.2	-0.7	2.2
Fresh/processed sausage, deli & cooked meats, etc.....	02	210503	4.3	-0.5	-1.8	-0.7	-0.4	-0.1
Fresh and processed sausage, deli, and cooked meats, made in slaughtering plants.....	02	2105031	3.2	0.1	3.3	-5.3	3.6	-4.4
Fresh and processed sausage, deli, and cooked meats, mfpc.....	02	2105032	4.5	-0.6	-2.4	-0.1	-0.9	0.5
Fresh sausage (pork sausage, breakfast links, etc.), excluding canned, mfpc.....	02	21050321	0.0	-3.7	-3.1	-6.5	-3.8	1.9
Dry or semidry sausage (salami, cervelat, pepperoni, summer sausage, pork roll, etc), mfpc.....	02	21050322	11.9	4.4	-6.3	6.5	0.6	-0.3
Frankfurters, including wieners, excluding canned, made from purchased carcasses.....	02	21050323	1.5	0.3	0.6	-0.2	0.4	-0.3
Other sausage (smoked or cooked) & jellied goods & similar preparations, excluding canned, mfpc.....	02	21050324	2.5	-3.6	3.1	0.6	0.3	0.2
Boxed meat (beef, pork, lamb, etc.), made from purchased carcasses...	02	210504	2.6	1.8	0.4	0.3	-3.8	3.1
Canned meats, excluding dog, cat, and baby food.....	02	210579	4.7	-0.4	-1.2	0.1	1.9	0.2
Frozen ground meat patties and other processed, frozen, or cooked meats, mfpc.....	02	210586	14.8	-3.1	-2.3	0.0	-0.1	4.2
Processed poultry.....	02	22	-0.1	-6.5	4.3	-4.1	-1.1	-2.5
Young chickens, including bulk, chilled, frozen, whole, and in parts.....	02	2203	-1.6	-8.6	-0.6	-0.2	-0.3	-5.1
Young chickens, including bulk, chilled, frozen, whole, and in parts.....	02	220333	-1.6	-8.6	-0.6	-0.2	-0.3	-5.1
Turkeys, including frozen, whole, and in parts.....	02	2206	9.0	-0.5	-0.1	0.0	1.7	8.6
Turkeys, including frozen, whole, and in parts.....	02	220611	9.0	-0.5	-0.1	0.0	1.7	8.6
Canned, cooked, smoked or prepared poultry.....	02	2208	-0.9	-5.6	17.3	-13.2	-4.5	-2.1
Canned, cooked, smoked or prepared poultry.....	02	220811	-0.9	-5.6	17.3	-13.2	-4.5	-2.1
Chicken hens and other poultry/small game.....	02	2209	-1.1	-0.2	0.1	-0.3	0.9	0.1
Other poultry/small game (duck, goose, rabbit, etc.).....	02	220911	-3.5	-0.7	0.2	-0.9	2.9	0.1
Unprocessed and prepared seafood.....	02	23	6.6	1.8	6.6	-1.1	2.6	-1.9
Unprocessed finfish.....	02	2301	-5.2	14.2	50.7	-11.8	5.9	-24.2
Haddock.....	02	230101	70.7	11.4	6.1	1.9	11.9	-24.0
Halibut.....	02	230102	16.8	24.0	-12.7	55.7	14.3	-33.6
Flounder.....	02	230131	31.8	32.1	-9.9	73.0	-7.7	-29.9
Cod.....	02	230132	28.1	-10.5	26.8	-3.2	49.7	-30.6
Pollock.....	02	230133	-24.1	-22.4	242.5	-41.6	28.8	-41.5
Tuna.....	02	230136	13.3	-15.4	5.9	2.6	0.4	6.6
Other finfish.....	02	230199	-5.0	49.2	13.4	-1.0	-14.6	-8.2
Unprocessed shellfish.....	02	2305	9.1	5.3	2.5	2.9	4.4	1.6
Shrimp.....	02	230501	42.2	5.4	1.4	2.9	3.5	1.4
Lobsters.....	02	230503	-9.0	7.9	1.2	5.0	10.2	10.9
Clams.....	02	230504	0.0	0.0	0.0	0.0	3.0	-0.7
Oysters.....	02	230505	-6.2	0.0	0.0	0.0	0.0	0.0
Sea scallops.....	02	230506	36.9	6.6	5.7	3.0	1.8	-5.1
Mussels.....	02	230507	0.0	0.0	0.0	0.0	0.0	0.0
Prepared fresh and frozen seafood.....	02	2306	6.9	-0.2	2.6	-0.3	1.5	0.7
Prepared fresh fish/seafood, inc. surimi/surimi-based products.....	02	230601	12.8	1.9	2.2	0.2	1.6	1.5
Prepared frozen fish.....	02	230602	8.1	-0.2	1.1	0.1	0.0	0.7
Prepared frozen shellfish.....	02	230603	28.2	0.8	15.5	-1.6	7.1	2.9
Other prepared fresh and frozen seafood.....	02	230604	-23.1	-5.2	-4.4	-1.0	-0.7	-4.3
Dairy products.....	02	3	5.7	-0.8	-1.1	-1.5	0.4	0.1
Fluid milk products.....	02	31	4.0	0.3	-0.7	-1.8	-1.1	0.3
Packaged fluid milk and related products.....	02	3103	9.6	2.7	-0.1	-2.4	-1.3	1.6
Fluid whole milk.....	02	310301	10.8	3.8	-1.1	-2.2	-1.9	2.1
Reduced fat and lowfat milk (1/2-2).....	02	310302	12.4	3.8	0.9	-2.5	-1.7	2.3
Fat free or skim milk.....	02	310303	12.9	3.4	4.0	-3.1	-0.6	2.4
Other fluid milk related products, packaged, incl. cartons, bottles, cans, and dispenser cans.....	02	310304	2.7	-0.7	-1.9	-2.2	-0.3	-0.4
Cottage cheese.....	02	3104	1.7	1.5	0.2	0.1	0.4	0.1
Cottage cheese.....	02	310401	1.7	1.5	0.2	0.1	0.4	0.1
Other milk products.....	02	3105	1.9	1.0	0.2	-0.4	0.2	0.1
Other milk products.....	02	310501	1.9	1.0	0.2	-0.4	0.2	0.1
Yogurt, excluding frozen.....	02	3105011	0.7	0.1	0.1	0.0	0.5	-0.2
Other packaged milk products.....	02	3105012	3.8	2.4	0.3	-0.9	-0.3	0.5

See footnotes at end of table.

Table 7. Producer price index percentage changes for commodity and service groupings and individual items, not seasonally adjusted — Continued
 [February 2025]

Title	Commodity code		Unadjusted 12-month percent change ¹	Unadjusted 1-month percent change ¹				
	Group code	Item code		Feb. 2024 to Feb. 2025 ^P	Sept. to Oct.	Oct. to Nov. ^P	Nov. to Dec. ^P	Dec. to Jan. ^P
Bulk fluid milk and cream.....	02	3106	-6.2	-6.6	-3.6	-2.8	-2.4	-2.8
Bulk fluid milk and cream.....	02	310601	-6.2	-6.6	-3.6	-2.8	-2.4	-2.8
Butter.....	02	32	-10.2	-16.7	0.3	-3.6	1.3	-5.1
Butter.....	02	3201	-10.2	-16.7	0.3	-3.6	1.3	-5.1
Butter.....	02	320114	-10.2	-16.7	0.3	-3.6	1.3	-5.1
Natural, processed, and imitation cheese.....	02	33	6.7	-1.2	-2.3	-2.5	1.3	-0.4
Natural cheese, except cottage cheese.....	02	3302	6.4	-1.2	-2.9	-2.2	1.6	-0.3
Natural cheese, except cottage cheese.....	02	330212	6.4	-1.2	-2.9	-2.2	1.6	-0.3
Natural cheese, except lowfat, shipped in consumer packages or containers (3 lbs or less).....	02	3302121	1.5	0.3	0.3	0.0	-0.3	0.0
Natural cheese, except lowfat, shipped in packages or containers (more than 3 lbs) or in bulk.....	02	3302122	11.2	-2.4	-5.3	-4.3	3.4	-0.4
Lowfat natural cheese, except cottage cheese, shipped in consumer packages (3 lbs. or less).....	02	3302123	0.6	-0.1	-0.1	0.0	0.7	-0.1
Lowfat natural cheese, except cottage cheese, shipped in packages (more than 3 lbs.) or in bulk.....	02	3302124	14.4	-2.9	-7.3	-5.2	3.9	-0.7
Processed cheese and related products.....	02	3303	7.1	-1.9	-0.1	-4.0	-0.4	-1.3
Process cheese and related products.....	02	330312	7.1	-1.9	-0.1	-4.0	-0.4	-1.3
Process cheese, shipped in consumer packages or containers (3 lbs. or less).....	02	3303121	6.0	-2.4	-0.7	-2.6	1.6	-0.7
All other process cheese and related products.....	02	3303122	8.0	-1.5	0.3	-5.1	-2.1	-1.8
Process cheese shipped in packages or containers (more than 3 lbs.) or in bulk.....	02	33031221	10.1	8.5	4.5	-7.5	-9.9	-0.4
Cheese food, spread, and other related products.....	02	33031225	6.1	-10.4	-4.1	-2.4	6.6	-3.1
Raw liquid whey.....	02	3307	38.0	4.9	-0.2	1.3	6.5	-0.3
Raw liquid whey.....	02	330701	38.0	4.9	-0.2	1.3	6.5	-0.3
Ice cream and frozen desserts.....	02	34	1.5	0.2	-0.3	0.3	0.4	-0.1
Ice cream and frozen desserts.....	02	3402	1.5	0.2	-0.3	0.3	0.4	-0.1
Ice cream and frozen desserts.....	02	340201	1.5	0.2	-0.3	0.3	0.4	-0.1
Ice cream, excl. lowfat and nonfat (incl. custards), shipped in bulk (containers 3 gal or more).....	02	3402011	3.7	0.5	-0.7	0.0	2.6	-0.8
Ice cream, incl. custards (excl. lowfat and nonfat) shipped in sizes less than 3 gallons.....	02	3402012	1.1	0.3	-0.3	0.1	0.2	-0.1
Ice cream, including custards (excluding lowfat and nonfat), novelty forms.....	02	3402013	2.3	0.1	-0.2	1.0	0.7	0.1
Ice cream, including custards, lowfat and nonfat.....	02	3402014	2.3	0.2	-0.7	0.5	0.9	0.0
Frozen desserts containing fats other than butterfat (incl. soy, rice, almond, oats, etc.).....	02	3402016	-0.9	0.1	-0.3	0.1	0.0	-0.1
Other frozen desserts (yogurt, sherbet, water ices, mellorine, frozen pudding, gelato, etc.).....	02	3402019	0.0	0.1	0.1	0.0	-0.3	-0.2
Dry, condensed, and evaporated milk products.....	02	35	14.8	3.6	0.0	1.3	1.3	2.7
Dry milk products, including feed grade.....	02	3502	15.8	4.5	0.0	1.6	2.2	2.6
Dry milk products, including feed grade.....	02	350201	15.8	4.5	0.0	1.6	2.2	2.6
Liquid milk products.....	02	3503	17.1	2.1	1.0	1.4	-0.2	3.7
Consumer-type canned milk products, excluding alternatives.....	02	350301	1.6	0.1	0.1	0.0	0.0	0.8
Concentrated milk products shipped in bulk (barrels, drums, and tanks).....	02	350303	55.3	6.2	2.8	4.0	-0.5	8.8
Ice cream mixes and related products.....	02	3505	3.1	0.3	-1.8	-1.6	-2.4	1.0
Ice cream mixes and related products.....	02	350502	3.1	0.3	-1.8	-1.6	-2.4	1.0
Processed fruits and vegetables.....	02	4	2.1	-0.2	-0.4	0.4	0.5	0.7
Canned fruits and juices.....	02	41	6.5	0.5	0.4	-0.3	0.5	3.1
Canned fruits, excluding baby foods.....	02	4101	0.4	-0.5	0.2	-1.4	-0.8	2.2
Canned fruits, excluding baby foods.....	02	410105	0.4	-0.5	0.2	-1.4	-0.8	2.2
Canned and fresh fruit juices, nectars, and concentrates.....	02	4102	10.0	1.1	0.5	0.3	1.2	3.5
Canned and fresh fruit juices, nectars, and concentrates.....	02	410239	10.0	1.1	0.5	0.3	1.2	3.5
Frozen fruits, juices and ades.....	02	42	18.2	0.2	-1.7	6.0	-0.1	-0.4
Frozen fruits.....	02	4202	5.1	0.8	-0.2	0.2	-0.2	-1.3
Frozen fruits.....	02	420209	5.1	0.8	-0.2	0.2	-0.2	-1.3
Canned vegetables and juices.....	02	44	-2.5	-1.1	-0.1	-0.2	0.6	0.2
Canned vegetables and juices.....	02	4401	-2.5	-1.1	-0.1	-0.2	0.6	0.2
Canned vegetables.....	02	440102	-2.2	-1.5	-0.6	-0.1	0.5	0.5
Canned catsup and other tomato based sauces.....	02	440127	-2.6	-0.8	0.3	-0.3	0.7	0.0
Frozen vegetables.....	02	45	0.4	0.0	-0.5	-0.2	0.0	-0.1
Frozen potato products (French-fried, patties, puffs, etc.).....	02	4502	2.2	0.0	0.0	0.0	0.0	0.0
Frozen potato products (French-fried, patties, puffs, etc.).....	02	450202	2.2	0.0	0.0	0.0	0.0	0.0
Frozen vegetables, other than potato products.....	02	4505	-2.3	-0.1	-1.3	-0.4	0.0	-0.2

See footnotes at end of table.

Table 7. Producer price index percentage changes for commodity and service groupings and individual items, not seasonally adjusted — Continued
[February 2025]

Title	Commodity code		Unadjusted 12-month percent change ¹	Unadjusted 1-month percent change ¹				
	Group code	Item code		Feb. 2024 to Feb. 2025 ^P	Sept. to Oct.	Oct. to Nov. ^P	Nov. to Dec. ^P	Dec. to Jan. ^P
Frozen vegetables, other than potato products.....	02	450509	-2.3	-0.1	-1.3	-0.4	0.0	-0.2
Dried and dehydrated food.....	02	48	-0.4	0.4	-1.6	0.4	2.0	-0.2
Dried and dehydrated food.....	02	4801	-0.4	0.4	-1.6	0.4	2.0	-0.2
Dried and dehydrated food.....	02	480101	-0.4	0.4	-1.6	0.4	2.0	-0.2
Soup mixes (including dried/dehydrated/freeze-dried) and bouillon....	02	48010101	1.0	0.0	0.0	0.0	0.0	0.0
Dried and dehydrated fruits and vegetables, including freeze-dried....	02	48010102	-0.7	-0.7	-1.0	0.6	1.6	-0.2
Sugar and confectionery.....	02	5	9.4	0.0	1.6	3.4	-0.5	-2.0
Raw cane sugar and sugar cane mill products and byproducts.....	02	52	-10.7	-2.2	-2.4	-0.3	-2.3	-1.3
Raw cane sugar and sugarcane mill products and byproducts.....	02	5201	-10.7	-2.2	-2.4	-0.3	-2.3	-1.3
Raw cane sugar and sugarcane mill products and byproducts.....	02	520106	-10.7	-2.2	-2.4	-0.3	-2.3	-1.3
Refined sugar products and byproducts.....	02	53	-0.5	-0.3	0.0	0.1	-0.3	-0.3
Refined sugar products and byproducts.....	02	5307	-0.5	-0.3	0.0	0.1	-0.3	-0.3
Refined granulated cane sugar and byproducts.....	02	530701	-0.1	0.1	-0.2	0.3	-0.2	-0.9
Beet sugar.....	02	530702	-0.9	-0.6	0.1	-0.1	-0.5	0.3
Confectionery materials.....	02	54	27.3	-1.3	6.8	10.3	-3.3	-9.0
Confectionery materials.....	02	5401	27.3	-1.3	6.8	10.3	-3.3	-9.0
Corn sweeteners, made by wet milling.....	02	540107	1.0	1.3	-3.8	0.0	0.4	-0.9
Chocolate coatings, made from cacao beans.....	02	540108	43.4	-0.7	6.9	34.1	-6.7	-19.6
Other chocolate and cocoa products, made from cacao beans.....	02	540109	66.3	-4.3	19.0	15.7	-5.6	-13.8
Confectionery end products.....	02	55	8.5	0.7	0.4	1.9	0.7	0.3
Candy and nuts.....	02	5503	9.1	0.8	0.5	2.1	0.7	0.4
Chocolate and chocolate-type confectionery products.....	02	550301	7.4	-0.3	0.6	0.4	1.7	0.9
Chocolate/chocolate-type confectionery prods, cacao beans.....	02	5503011	11.2	0.0	0.0	0.0	1.7	5.1
Chocolate/confectionery products, made from purchased chocolate, not retailed.....	02	5503014	6.7	-0.3	0.7	0.4	1.8	0.1
Nonchocolate-type confectioneries.....	02	550302	3.6	1.3	0.0	0.6	0.1	0.0
Nuts and seeds (salted, roasted, cooked or blanched).....	02	550304	16.2	1.7	0.7	5.5	0.1	0.0
Nuts (salted, roasted, cooked, or blanched), sold in bulk.....	02	5503041	17.3	1.7	0.8	6.0	-0.1	-0.2
Canned nuts (salted, roasted, cooked, or blanched).....	02	5503042	4.0	3.2	0.9	-0.7	0.4	3.5
All other packaged nuts, including all types of seeds (salted, roasted, cooked, or blanched).....	02	5503043	6.2	1.1	-1.2	-0.2	2.8	1.8
Other confectionery-type products.....	02	550305	3.1	0.0	0.0	0.0	0.0	0.0
Beverages and beverage materials.....	02	6	1.8	0.6	0.4	0.2	0.5	-0.3
Alcoholic beverages.....	02	61	0.0	0.2	0.1	0.1	0.0	0.2
Malt beverages.....	02	6101	1.1	0.3	0.1	0.1	0.2	0.4
Bottled beer and ale.....	02	610101	1.6	0.1	0.6	0.0	0.1	1.6
Canned beer and ale.....	02	610103	0.5	0.1	0.0	0.2	0.2	0.1
Beer and ale in barrels and kegs.....	02	610105	1.1	0.4	0.0	0.0	0.1	0.0
All other malt beverages and brewing products.....	02	610108	3.5	2.0	0.0	0.0	1.6	0.3
Distilled and bottled liquor, excluding brandy.....	02	6102	-1.0	0.0	0.0	-0.1	0.0	0.0
Distilled liquor, excluding brandy.....	02	610202	-2.5	0.0	0.0	-0.2	0.0	0.0
Distilled whiskey, all other distilled liquor, excluding brandy.....	02	6102022	-2.5	0.0	0.0	-0.2	0.0	0.0
Bottled liquor, excluding brandy.....	02	610204	0.2	0.0	0.0	0.0	0.0	0.0
Bottled whiskey.....	02	6102041	0.1	0.0	0.0	0.0	0.0	0.0
Bottled gin, vodka, rum, cordials, cocktails, and similar compounds....	02	6102042	0.4	0.0	0.0	0.0	0.0	0.0
Wines, brandy, and brandy spirits.....	02	6104	-0.8	0.1	0.3	0.2	-0.4	0.0
Wines, brandy, and brandy spirits.....	02	610441	-0.8	0.1	0.3	0.2	-0.4	0.0
Wines, white, red & rose grape, and other fruit, 14 percent or less alcohol.....	02	6104411	-0.6	0.4	0.3	0.1	-0.4	0.0
Wines, white grape, 14 percent or less alcohol content.....	02	61044111	0.5	0.4	0.4	0.1	0.5	0.0
Wines, red grape, 14 percent or less alcohol content.....	02	61044112	-1.8	0.4	0.2	0.1	-1.3	0.0
Wines, rose grape & other fruits & berries, 14 percent or less alcohol.....	02	61044113	0.1	-0.9	0.7	-0.5	0.2	-0.3
Wines, dessert, effervescent, and wine coolers.....	02	6104412	-1.9	-0.3	-0.4	2.6	-1.0	-0.5
Other wines, brandy, and brandy spirits.....	02	6104413	-2.0	-2.7	0.7	-0.8	-0.3	-0.1
Soft drinks.....	02	62	0.5	-0.8	1.1	0.4	0.9	-0.8
Soft drinks, non-carbonated and bottled water.....	02	6206	-1.0	0.4	0.2	-0.8	0.9	-0.5
Bottled water, non-carb, processed or pasteurized.....	02	620608	-2.7	0.4	-0.3	0.2	-1.8	-1.1
Soft drinks, non-carbonated.....	02	620609	0.5	0.4	0.7	-1.7	3.3	-0.1
Soft drinks, non-carbonated, iced tea and other types.....	02	6206093	3.7	0.6	1.5	-4.6	8.6	-0.7
Soft drinks, non-carbonated, fruit drinks, cocktails, ades.....	02	6206094	-1.5	0.3	0.1	0.1	0.1	0.4
Soft drinks, carbonated, bottle/can, all types.....	02	6210	1.6	-2.0	1.0	1.9	1.9	-1.5
Soft drinks, carbonated, bottle/can, all types.....	02	621001	1.6	-2.0	1.0	1.9	1.9	-1.5
Soft drinks, energy and sport.....	02	6211	0.2	0.1	2.3	-1.2	-1.5	0.6

See footnotes at end of table.

Table 7. Producer price index percentage changes for commodity and service groupings and individual items, not seasonally adjusted — Continued
[February 2025]

Title	Commodity code		Unadjusted 12-month percent change ¹	Unadjusted 1-month percent change ¹				
	Group code	Item code		Feb. 2024 to Feb. 2025 ^P	Sept. to Oct.	Oct. to Nov. ^P	Nov. to Dec. ^P	Dec. to Jan. ^P
Soft drinks, energy and sport.....	02	621101	0.2	0.1	2.3	-1.2	-1.5	0.6
Packaged beverage materials.....	02	63	12.9	5.3	0.2	0.4	0.7	-0.3
Coffee (whole bean, ground, & instant).....	02	6301	14.2	5.9	0.2	0.4	0.8	-0.3
Coffee, concentrated, including coffee substitutes.....	02	630103	1.4	0.0	0.0	0.0	1.1	0.2
Roasted coffee.....	02	630104	14.6	6.0	0.2	0.4	0.8	-0.3
Tea in consumer packages, exc. canned ice tea.....	02	6303	0.2	-0.7	0.0	0.2	-0.4	-0.1
Tea in consumer packages, exc. canned ice tea.....	02	630313	0.2	-0.7	0.0	0.2	-0.4	-0.1
Other beverage materials.....	02	64	2.5	3.2	-2.0	0.0	1.2	-0.8
Other beverage materials.....	02	6401	2.5	3.2	-2.0	0.0	1.2	-0.8
Malt and malt byproducts.....	02	640101	-3.6	0.2	0.0	0.0	-1.5	-2.4
Liquid beverage bases, excluding use by soft drink bottlers.....	02	640109	5.6	4.7	-3.0	0.0	2.6	0.0
Fats and oils.....	02	7	-3.1	0.7	2.6	-0.8	-1.6	-0.2
Shortening, cooking oil, and margarine.....	02	78	0.1	1.1	1.9	0.1	-0.1	-0.2
Shortening, cooking oil, and margarine.....	02	7801	0.1	1.1	1.9	0.1	-0.1	-0.2
Shortening and cooking oils.....	02	780115	2.0	0.9	2.9	0.5	0.1	-0.3
Other oilseed processing.....	02	7A	-6.5	1.2	3.3	-2.0	-2.3	-1.6
Other oilseed processing.....	02	7A01	-6.5	1.2	3.3	-2.0	-2.3	-1.6
Cotton linters.....	02	7A0104	57.8	3.1	2.6	0.0	0.0	0.6
Cottonseed cake, meal, hulls, and other byproducts.....	02	7A0105	-9.4	1.0	1.8	-3.9	-6.1	0.9
Cottonseed cake and meal.....	02	7A01051	-22.5	0.1	-0.7	-9.4	-12.8	-2.9
Other crude and refined vegetable oils and other vegetable mill products.....	02	7A0106	-6.2	-0.2	-0.7	0.2	-0.1	-3.3
Other crude vegetable oils, including linseed, peanut, sunflower, safflower, etc.....	02	7A01061	-3.3	0.2	-0.4	0.5	-0.2	-2.4
Other vegetable oil mill products, including all oil seed cake and meal.....	02	7A01063	-8.3	-0.5	-1.1	-0.3	0.1	-4.3
Corn oil, crude and refined.....	02	7B	-4.3	-2.5	2.8	-0.2	-5.9	5.3
Corn oil, made by wet milling.....	02	7B01	-4.3	-2.5	2.8	-0.2	-5.9	5.3
Corn oil, made by wet milling.....	02	7B0101	-4.3	-2.5	2.8	-0.2	-5.9	5.3
Miscellaneous processed foods.....	02	8	7.8	-0.8	0.1	0.8	1.3	4.8
Canned jams, jellies, and preserves.....	02	81	0.5	0.0	0.0	0.0	-0.1	-0.1
Canned jams, jellies, and preserves.....	02	8101	0.5	0.0	0.0	0.0	-0.1	-0.1
Canned jams, jellies, and preserves.....	02	810102	0.5	0.0	0.0	0.0	-0.1	-0.1
Pickles and other pickled products, including horseradish.....	02	82	0.4	0.0	0.0	0.0	0.0	0.0
Pickles and other pickled products.....	02	8201	0.4	0.0	0.0	0.0	0.0	0.0
Pickles and other pickled products, including horseradish.....	02	820106	0.4	0.0	0.0	0.0	0.0	0.0
Specialty canning.....	02	84	0.5	1.2	-0.5	0.0	1.5	0.0
Specialty canning.....	02	8401	0.5	1.2	-0.5	0.0	1.5	0.0
Canned dry beans.....	02	840102	0.9	0.2	-0.6	0.8	0.2	0.2
Canned soups and stews, excluding frozen and seafood.....	02	840104	0.7	0.4	-0.3	0.0	0.6	0.0
Canned baby foods and other canned specialty/nationality foods.....	02	840105	-0.1	4.0	-1.0	-0.4	4.8	0.0
Other canned specialty/nationality foods.....	02	8401052	-	5.5	-1.3	-0.6	5.7	0.0
Frozen specialty food.....	02	85	-0.2	-0.4	-0.4	0.1	0.5	0.0
Frozen specialty food.....	02	8501	-0.2	-0.4	-0.4	0.1	0.5	0.0
Frozen cakes, pies, and other pastries.....	02	850109	1.6	-0.3	-1.0	-0.1	3.0	0.1
Frozen dinners (beef, pork, and poultry pies) and nationality foods, incl. frozen pizza.....	02	850111	-0.5	-0.5	-0.2	0.1	-0.2	0.0
Other frozen specialties, incl. all whipped topping, waffles, soups, etc., excluding seafood.....	02	850113	-2.2	-0.1	-0.4	0.5	-0.5	0.0
Prepared sauces, except tomato.....	02	86	-1.8	0.0	0.0	-2.2	0.0	0.0
Prepared sauces, excluding tomato-based sauces and sauces comprised of 20 percent or more meat.....	02	8601	-1.8	0.0	0.0	-2.2	0.0	0.0
Prepared sauces, excluding tomato-based sauces and sauces comprised of 20 percent or more meat.....	02	860103	-1.8	0.0	0.0	-2.2	0.0	0.0
Other miscellaneous processed foods.....	02	89	1.2	0.4	-0.5	0.6	0.0	0.0
Other miscellaneous processed foods.....	02	8901	1.2	0.4	-0.5	0.6	0.0	0.0
Mayonnaise, salad dressings, and sandwich spreads.....	02	890102	1.1	-0.3	-0.2	0.0	0.4	0.0
Dry mix food preparations.....	02	890148	0.4	0.6	0.0	0.0	0.1	0.0
Perishable non-frozen prepared food, including tortillas.....	02	890149	0.8	0.2	1.1	2.9	-3.0	-0.6
Perishable prepared foods.....	02	8901492	0.2	-0.3	1.1	3.7	-3.7	-0.8
Flavoring extracts, emulsions, liquid flavors, and food colorings.....	02	890151	-1.9	0.0	0.0	0.0	0.0	0.0
Other flavoring agents, except chocolate syrup.....	02	890154	0.3	0.0	-0.6	-0.3	2.6	0.0
Soft drink flavoring syrup, sold in bulk.....	02	89015411	4.0	0.0	0.0	0.0	4.1	-0.1

See footnotes at end of table.

Table 7. Producer price index percentage changes for commodity and service groupings and individual items, not seasonally adjusted — Continued
[February 2025]

Title	Commodity code		Unadjusted 12-month percent change ¹	Unadjusted 1-month percent change ¹				
	Group code	Item code		Feb. 2024 to Feb. 2025 ^P	Sept. to Oct.	Oct. to Nov. ^P	Nov. to Dec. ^P	Dec. to Jan. ^P
Other flavoring agents (except chocolate syrups).....	02	89015412	3.7	0.0	0.0	0.0	3.7	0.0
Table salt (evaporated), pepper (white and black), and other spices. . . .	02	890156	5.2	2.7	0.2	-0.3	0.2	0.1
Pepper and other spices in commercial sizes (1 lb or more).....	02	8901566	19.7	9.8	1.1	-1.2	0.6	0.2
Peanut butter.....	02	890158	6.3	-0.4	-1.4	2.0	-0.1	0.1
Ice.....	02	890161	6.1	0.0	0.0	0.2	0.0	0.1
Dairy product alternatives, including plant-based.....	02	890162	1.7	-0.1	-0.3	-0.1	0.1	1.7
Dry, condensed, and evaporated dairy product alternatives, including plant-based.....	02	8901621	0.5	-0.1	-0.3	-0.1	0.2	0.2
Liquid dairy product alternatives, including plant-based.....	02	8901622	2.7	0.0	-0.2	-0.1	0.0	3.1
Perishable beverage dairy milk alternatives, including plant-based. . . .	02	89016221	2.1	0.0	-0.2	0.0	-0.1	3.9
All other liquid dairy product alternatives, including plant-based.	02	89016222	5.4	0.0	-0.6	-0.3	0.1	-0.1
Chips (potato, corn, etc.).....	02	890172	1.8	-1.1	0.0	0.0	0.9	0.0
Potato chips and sticks, plain and flavored.....	02	8901721	2.6	-2.9	0.0	0.0	2.4	0.0
Corn chips and related products.....	02	8901722	1.3	0.0	0.0	0.0	0.0	0.0
Other chips, sticks (hard pretzels, bacon rinds, popcorn (except candied), etc.).....	02	8901723	1.1	0.0	-0.1	0.0	0.0	0.0
Vinegar and cider.....	02	890174	0.8	0.0	0.0	0.0	0.0	0.0
Other food preparations.....	02	890175	-0.7	9.5	-9.6	-1.3	1.2	0.0
Prepared animal feeds.....	02	9	-0.6	0.2	-0.5	0.4	0.1	0.9
Soybean cake, meal, and other byproducts.....	02	92	-9.6	-1.0	-1.7	-1.6	-1.1	-1.1
Soybean cake, meal, and byproducts.....	02	9201	-9.6	-1.0	-1.7	-1.6	-1.1	-1.1
Soybean cake, meal, and byproducts.....	02	920112	-9.6	-1.0	-1.7	-1.6	-1.1	-1.1
Soybean cake and meal.....	02	9201121	-9.3	-1.3	-1.9	-1.7	-0.2	-1.1
Other soybean products, including isolates and concentrates.....	02	9201122	-12.6	2.0	0.7	-0.6	-8.6	-1.2
Formula feeds.....	02	93	3.3	1.1	-0.4	1.2	0.8	1.6
Formula feeds.....	02	9301	3.3	1.1	-0.4	1.2	0.8	1.6
Chicken and turkey feed, supplements, concentrates, and premixes. . . .	02	930102	-3.7	0.3	-1.2	0.7	0.8	0.4
Dairy cattle feed, supplements, concentrates, and premixes.....	02	930110	8.5	5.8	0.0	3.0	2.1	1.1
Swine feed, supplements, concentrates, and premixes.....	02	930115	22.1	-0.5	0.1	0.8	0.5	7.2
Beef cattle feed, supplements, concentrates, and premixes.....	02	930117	-2.7	-1.3	-0.2	1.3	0.0	-0.2
Poultry, exc. chicken and turkey, and livestock, exc. cattle and swine, feed.....	02	930118	0.1	1.0	0.0	0.0	0.0	-0.1
Miscellaneous feedstuffs.....	02	94	-0.5	-0.1	-0.2	0.5	0.0	1.1
Pet food.....	02	9402	0.3	0.1	0.0	-0.1	0.2	0.4
Dog and cat food.....	02	940202	0.7	0.1	0.0	0.0	0.2	0.4
Dog food.....	02	9402021	0.5	0.1	0.0	0.0	0.0	0.4
Canned dog food.....	02	94020211	0.1	0.0	0.1	0.0	0.0	0.0
Dry and semi moist dog food.....	02	94020214	0.7	0.1	0.0	0.0	0.0	0.4
Cat food.....	02	9402022	1.2	0.0	0.0	0.0	0.8	0.5
Canned cat food.....	02	94020224	0.0	0.0	0.0	0.0	0.0	0.0
Dry and semi moist cat food.....	02	94020225	1.5	0.0	0.0	0.0	0.9	0.6
Pet (excluding dog and cat), laboratory, and fur animal feed.....	02	940203	-6.9	0.0	-0.2	-1.6	0.2	-0.2
Miscellaneous feedstuffs other than pet food.....	02	9403	-1.6	-0.3	-0.5	1.2	-0.4	2.0
Meat meal and meat and bone meal.....	02	940301	-17.0	-6.8	0.6	2.7	-8.0	-2.2
Wet process corn byproducts.....	02	940317	-5.3	1.3	1.2	5.2	0.1	-0.1
Other animal feeds, including fertilizer byproducts and feather.....	02	940325	-6.8	-0.8	-0.2	0.1	0.5	-0.4
Animal and marine feed and fertilizer byproducts, except meat and bone meal.....	02	9403252	-17.0	-2.2	0.6	-0.6	-2.1	-2.6
Other prepared animal feeds, including feeding materials and adjuncts.....	02	9403253	0.6	0.1	-0.7	0.7	2.1	1.0
Miscellaneous byproducts of slaughtering plants.....	02	940333	6.5	0.0	-1.3	0.4	-0.1	4.5
Distillers' dried grains (dark and light) and dried solubles.....	02	940334	-13.7	2.4	0.1	0.1	1.2	-0.8
Textile products and apparel.....	03	-	0.7	0.2	-0.8	0.8	0.7	-0.4
Synthetic fibers.....	03	1	1.3	2.1	-4.5	3.9	3.1	-3.3
Unprocessed filament yarns.....	03	15	1.3	2.1	-4.5	3.9	3.1	-3.3
Noncellulosic and cellulosic organic fibers.....	03	1504	1.3	2.1	-4.5	3.9	3.1	-3.3
Noncellulosic fibers.....	03	150401	1.1	2.6	-5.4	4.8	3.5	-3.9
Noncellulosic organic fibers.....	03	1504014	0.7	3.3	-6.8	6.2	3.8	-5.0
Polyester manufactured fibers.....	03	15040147	7.3	-0.6	0.0	0.0	3.5	0.0
Other noncellulosic organic fibers, incl. polyamide, polyolefin, and producer-textured.....	03	15040149	-2.6	5.4	-10.2	9.6	3.9	-7.6
Processed yarns and threads.....	03	2	0.5	-1.1	-0.1	1.0	0.1	-0.3
Yarns.....	03	26	0.5	-1.1	-0.1	1.0	0.1	-0.3
Spun cotton yarns.....	03	2601	-1.6	-2.3	0.0	0.2	0.0	0.0

See footnotes at end of table.

Table 7. Producer price index percentage changes for commodity and service groupings and individual items, not seasonally adjusted — Continued
[February 2025]

Title	Commodity code		Unadjusted 12-month percent change ¹	Unadjusted 1-month percent change ¹				
	Group code	Item code		Feb. 2024 to Feb. 2025 ^P	Sept. to Oct.	Oct. to Nov. ^P	Nov. to Dec. ^P	Dec. to Jan. ^P
Spun cotton yarns.....	03	260115	-1.6	-2.3	0.0	0.2	0.0	0.0
Spun synthetic yarns.....	03	2603	-1.0	-1.0	0.0	0.0	0.0	0.0
Spun synthetic yarns.....	03	260304	-1.0	-1.0	0.0	0.0	0.0	0.0
Textured and twisted yarns.....	03	2604	2.1	-0.5	-0.2	1.7	0.1	-0.6
Textured and twisted yarns.....	03	260405	2.1	-0.5	-0.2	1.7	0.1	-0.6
Other spun noncellulosic and natural fiber (excluding cotton and wool) yarns.....	03	2607	0.5	-0.5	0.0	1.4	0.0	0.0
Other spun noncellulosic and natural fiber (excluding cotton and wool) yarns.....	03	260701	0.5	-0.5	0.0	1.4	0.0	0.0
Greige fabrics.....	03	3	-0.7	0.4	-0.3	0.0	-0.1	0.0
Greige broadwoven fabrics.....	03	37	0.5	0.7	-0.1	0.1	-0.1	0.0
Greige manmade, silk, and other natural fiber (exc cotton/wool) broadwoven fabrics.....	03	3703	1.1	0.6	0.2	0.1	-0.2	-0.1
Greige manmade, silk, and other natural fiber (exc cotton/wool) broadwoven fabrics.....	03	370304	1.1	0.6	0.2	0.1	-0.2	-0.1
Greige knit fabrics.....	03	38	0.0	0.4	0.1	0.0	0.0	0.1
Weft (circular) knit fabrics, greige goods (excluding hosiery).....	03	3803	0.0	0.0	0.0	0.0	0.0	0.0
Weft (circular) knit fabrics, greige goods (excluding hosiery).....	03	380301	0.0	0.0	0.0	0.0	0.0	0.0
Warp knit fabrics, greige goods (excluding hosiery).....	03	3804	-0.1	0.8	0.2	0.0	0.0	0.2
Warp knit fabrics, greige goods (excluding hosiery).....	03	380401	-0.1	0.8	0.2	0.0	0.0	0.2
Tire cord and tire fabric.....	03	39	-4.8	-0.7	-1.6	0.0	0.0	0.0
Tire cord and tire fabrics.....	03	3901	-4.8	-0.7	-1.6	0.0	0.0	0.0
Tire cord and tire fabrics.....	03	390101	-4.8	-0.7	-1.6	0.0	0.0	0.0
Finished fabrics.....	03	4	1.9	0.1	-0.2	0.0	0.2	0.5
Finished broadwoven fabrics.....	03	42	2.8	0.2	0.0	-0.2	0.2	0.4
Finished cotton broadwoven fabrics.....	03	4201	-	0.2	0.1	-0.3	-0.2	-
Finished cotton broadwoven fabrics.....	03	420104	-	0.2	0.1	-0.3	-0.2	-
Finished manmade, silk, and other natural fiber (exc. cotton and wool) broadwoven fabrics.....	03	4203	4.3	0.3	0.0	-0.2	0.4	0.4
Finished manmade, silk, and other natural fiber (exc. cotton and wool) broadwoven fabrics.....	03	420306	4.3	0.3	0.0	-0.2	0.4	0.4
Finished manmade, silk, & natural fiber (exc cotton/wool) broadwoven, finished in weaving mills.....	03	4203061	0.4	0.0	0.0	0.0	0.0	0.0
Finished manmade fiber, silk and other natural fiber broadwoven fabrics, finishing mill.....	03	4203062	6.7	0.4	0.0	-0.3	0.6	0.7
Woven and braided narrow fabrics.....	03	44	0.9	1.0	0.1	0.0	0.1	0.0
Woven and braided narrow fabrics.....	03	4402	0.9	1.0	0.1	0.0	0.1	0.0
Woven narrow fabrics (12 inches or less in width).....	03	440204	0.7	1.1	0.1	0.0	-0.1	0.0
Braided narrow fabrics (12 inches or less in width).....	03	440205	1.8	0.6	0.0	0.0	0.9	0.0
Nonwoven fabrics and felts.....	03	45	0.6	-0.4	-0.7	0.2	0.6	0.0
Nonwoven fabrics and felts.....	03	4503	0.6	-0.4	-0.7	0.2	0.6	0.0
Nonwoven fabrics.....	03	450321	0.5	-0.4	-0.7	0.2	0.5	0.0
Pressed, punched, or needled felts, excluding hats.....	03	450333	2.2	0.0	0.1	0.0	0.9	0.2
Coated fabrics, not rubberized.....	03	46	2.6	0.5	0.0	0.1	-0.1	1.0
Coated fabrics, not rubberized.....	03	4601	2.6	0.5	0.0	0.1	-0.1	1.0
Vinyl coated fabrics, including expanded vinyl coated.....	03	460102	0.5	2.0	0.1	0.1	0.0	0.0
Coated or laminated fabrics and coated yarns, incl. impregnated fabrics.....	03	460103	3.5	0.0	-0.1	0.1	-0.1	1.4
Screen printed textile materials, embroideries, and lace goods.....	03	47	2.2	0.1	-0.2	0.0	0.1	0.9
Screen printed textile and apparel materials and embroideries.....	03	4701	2.2	0.1	-0.2	0.0	0.1	0.9
Embroideries (excluding Schiffli machine products) and embroidery contractors.....	03	470103	0.5	0.2	-1.2	-0.3	0.1	0.6
Screen printing on garments, apparel accessories, and other fabric articles, excluding labels.....	03	470108	2.6	0.0	0.1	0.0	0.2	1.0
Knit fabrics, finished in knitting mills.....	03	48	2.9	0.8	0.5	0.2	0.7	0.3
Weft (circular) knit fabrics, knit and finished in the same establishment (excluding hosiery).....	03	4801	0.8	0.0	-0.2	0.0	1.0	0.0
Weft (circular) knit fabrics, knit and finished in the same establishment (excluding hosiery).....	03	480101	0.8	0.0	-0.2	0.0	1.0	0.0
Warp knit goods, knit and finished in the same establishment.....	03	4802	5.4	1.7	1.3	0.4	0.3	0.7
Warp knit goods, knit and finished in the same establishment.....	03	480201	5.4	1.7	1.3	0.4	0.3	0.7
Warp knit fabrics, knit and finished in same establishment.....	03	4802011	5.6	1.7	1.3	0.4	0.3	0.7
Apparel & other fabricated textile prods.....	03	8	1.5	0.1	0.1	0.0	0.3	0.2
Apparel.....	03	81	1.3	0.1	0.3	0.0	0.5	0.1

See footnotes at end of table.

Table 7. Producer price index percentage changes for commodity and service groupings and individual items, not seasonally adjusted — Continued
[February 2025]

Title	Commodity code		Unadjusted 12-month percent change ¹	Unadjusted 1-month percent change ¹				
	Group code	Item code		Feb. 2024 to Feb. 2025 ^P	Sept. to Oct.	Oct. to Nov. ^P	Nov. to Dec. ^P	Dec. to Jan. ^P
Miscellaneous apparel and accessories.....	03	8104	3.4	-0.2	0.5	0.0	1.5	0.4
Men's and boys' fabric, straw, and felt hats, made from purchased materials.....	03	810414	6.9	-1.1	0.0	0.0	3.4	0.0
Women's, girls', and infants' fabric, straw, and felt hats, made from purchased materials.....	03	810415	-	0.0	0.0	0.0	0.0	0.0
Hat bodies and fabric caps, made from purchased materials.....	03	810416	-3.4	0.0	0.0	0.0	0.0	0.0
Gloves and mittens, made from purchased materials.....	03	810424	1.1	0.0	0.0	0.0	0.0	0.0
Leather and sheep-lined apparel, made from purchased materials.....	03	810428	3.2	0.0	0.0	0.0	3.2	0.0
Apparel and accessories, n.e.c.....	03	810441	3.1	0.0	0.8	0.0	1.3	0.7
All other cut and sew apparel, made from purchased materials.....	03	81044118	3.2	0.0	0.0	0.0	1.8	1.0
Fabricated apparel accessories.....	03	8104412	2.7	0.0	2.7	0.0	0.0	0.0
All other apparel accessories, made from purchased materials.....	03	81044125	2.7	0.0	2.7	0.0	0.0	0.0
Women's, girls', and infants' cut and sew apparel.....	03	8106	0.2	0.0	0.0	0.0	0.0	-0.1
Women's and girls' blouses and shirts, made from purchased fabrics.....	03	810603	0.0	0.0	0.0	0.0	0.0	0.0
Women's and girls' dresses, made from purchased fabrics.....	03	810611	0.3	0.0	0.0	0.0	0.0	0.0
Women's and girls' lingerie and nightwear, made from purchased fabrics.....	03	810647	0.1	0.0	0.0	0.0	0.1	0.0
Women's and girls' other outerwear, made from purchased fabrics.....	03	810661	0.3	0.0	0.0	0.0	0.0	-0.4
Men's and boys' cut and sew apparel.....	03	8107	1.5	0.9	0.7	0.0	0.4	0.0
Men's and boys' pants, except work pants, made from purchased fabrics.....	03	810703	0.0	0.0	0.0	0.0	0.0	0.0
Men's and boys' work clothing, made from purchased fabrics.....	03	810713	2.3	1.5	3.1	0.0	1.1	-0.2
Men's and boys' shirts, except work shirts, made from purchased fabrics.....	03	810723	0.6	0.0	0.0	0.0	0.6	0.0
Men's and boys' suits, coats, and overcoats, made from purchased fabrics.....	03	810735	1.8	1.4	0.0	0.0	0.0	0.0
Men's and boys' other outerwear, made from purchased fabrics.....	03	810744	0.8	0.0	0.2	0.0	0.3	0.2
Men's and boys' nightwear, robes, and underwear, made from purchased fabrics.....	03	810761	3.9	0.0	0.0	0.0	3.5	0.0
Apparel made in knitting mills.....	03	8108	0.0	-0.2	0.0	0.0	0.1	0.0
Knit outerwear, underwear, and nightwear, made in knitting mills.....	03	810808	0.5	0.0	0.0	0.0	0.5	0.0
Knit outerwear, made in knitting mills.....	03	8108084	-	0.0	0.0	0.0	0.5	0.0
Other knit outerwear (exc. sweaters & shirts) and apparel products, made in knitting mills.....	03	81080845	-	0.0	0.0	0.0	0.0	0.0
Hosiery and socks.....	03	810831	-0.2	-0.2	0.0	0.0	0.0	0.0
Textile house furnishings.....	03	82	0.8	0.4	0.2	0.0	-0.2	0.2
Textile house furnishings.....	03	8203	0.8	0.4	0.2	0.0	-0.2	0.2
Curtains and draperies, made from purchased materials.....	03	820304	3.3	1.4	0.0	0.0	0.0	0.0
Other textiles, including towels and bed textiles.....	03	820312	-0.1	0.0	0.2	0.0	-0.3	0.3
Fabricated textile products, made in weaving mills.....	03	8203121	-3.0	0.0	0.0	0.0	-3.6	1.2
Other household textile products.....	03	8203122	0.2	0.0	0.2	0.0	0.0	0.2
Bedspreads, made from purchased materials.....	03	82031221	0.0	0.0	0.0	0.0	0.0	0.0
Sheets and pillowcases, made from purchased materials.....	03	82031223	0.0	0.0	0.0	0.0	0.0	0.0
Other household furnishings, made from purchased materials.....	03	82031226	0.2	0.0	0.3	0.0	0.0	0.2
Industrial and other fabricated products.....	03	83	1.9	0.0	0.0	0.0	0.4	0.2
Industrial and other fabricated products.....	03	8303	1.9	0.0	0.0	0.0	0.4	0.2
Rope, cordage, and twine.....	03	830321	3.6	0.1	-0.1	0.3	0.9	0.7
Duffle bags.....	03	830333	1.2	0.0	0.3	0.0	0.0	0.2
All other textile bags.....	03	830334	3.9	0.3	0.0	0.0	2.2	0.4
Canvas and related products.....	03	830345	3.0	0.1	0.0	0.3	0.4	0.0
All other fabricated textile products, excluding trimming and findings.....	03	830351	0.3	-0.2	0.0	0.0	0.1	0.4
All other miscellaneous fabricated textile products.....	03	8303516	0.1	-0.3	0.1	0.0	0.1	0.4
Trimming and findings, excluding automobile and apparel.....	03	830361	0.1	0.0	0.0	-7.1	0.0	0.0
Miscellaneous textile products/services.....	03	9	-9.1	-2.6	0.0	0.1	0.6	0.2
Miscellaneous textile products/services.....	03	94	-9.1	-2.6	0.0	0.1	0.6	0.2
Miscellaneous textile products/services.....	03	9401	-9.1	-2.6	0.0	0.1	0.6	0.2
Textile and fabric finishing, except broadwoven.....	03	940103	-1.7	0.0	0.0	0.2	0.0	0.6
Hides, skins, leather, and related products.....	04	-	-1.5	0.5	0.7	-0.1	0.0	-1.4
Hides and skins, incl. cattle.....	04	1	-16.1	1.5	3.2	-1.7	0.0	-10.7
Hides and skins, incl. cattle.....	04	19	-16.1	1.5	3.2	-1.7	0.0	-10.7
Hides, skins, and pelts, made in slaughtering plants.....	04	1901	-16.1	1.5	3.2	-1.7	0.0	-10.7
Hides, skins, and pelts, made in slaughtering plants.....	04	190108	-16.1	1.5	3.2	-1.7	0.0	-10.7
Leather.....	04	2	-1.6	0.2	0.5	0.5	-0.2	-0.9
Finished and unfinished leather.....	04	27	-1.6	0.2	0.5	0.5	-0.2	-0.9
Finished and unfinished leather.....	04	2701	-1.6	0.2	0.5	0.5	-0.2	-0.9

See footnotes at end of table.

Table 7. Producer price index percentage changes for commodity and service groupings and individual items, not seasonally adjusted — Continued
[February 2025]

Title	Commodity code		Unadjusted 12-month percent change ¹	Unadjusted 1-month percent change ¹				
	Group code	Item code		Feb. 2024 to Feb. 2025 ^P	Sept. to Oct.	Oct. to Nov. ^P	Nov. to Dec. ^P	Dec. to Jan. ^P
Finished and unfinished leather.....	04	270102	-1.6	0.2	0.5	0.5	-0.2	-0.9
Footwear.....	04	3	2.8	0.5	0.0	0.0	0.3	1.1
Men's nonathletic footwear.....	04	31	3.1	0.3	0.0	0.0	0.4	1.7
Men's footwear (size 6 and larger), excluding athletic.....	04	3105	3.1	0.3	0.0	0.0	0.4	1.7
Men's footwear (size 6 and larger), excluding athletic.....	04	310501	3.1	0.3	0.0	0.0	0.4	1.7
Women's nonathletic footwear.....	04	32	3.7	1.5	0.0	0.0	0.1	0.0
Women's footwear (size 4 and larger), excluding athletic.....	04	3205	3.7	1.5	0.0	0.0	0.1	0.0
Women's footwear (size 4 and larger), excluding athletic.....	04	320501	3.7	1.5	0.0	0.0	0.1	0.0
Other footwear including slippers.....	04	39	0.3	0.0	0.0	0.0	0.0	0.0
Other footwear, excluding rubber and plastic soled footwear.....	04	3901	0.3	0.0	0.0	0.0	0.0	0.0
Other footwear, excluding rubber and plastic soled footwear.....	04	390104	0.3	0.0	0.0	0.0	0.0	0.0
Other leather and related products.....	04	4	1.4	0.1	0.5	0.0	0.0	0.1
Luggage and small leather goods.....	04	41	0.4	0.0	0.1	-0.1	0.0	0.2
Luggage and small leather goods.....	04	4101	0.4	0.0	0.1	-0.1	0.0	0.2
Luggage (including suitcases, travel bags, backpacks, and other types).....	04	410112	0.7	0.0	0.0	0.0	0.0	0.4
Women's and children's handbags and purses.....	04	410128	0.1	0.1	0.2	-0.2	0.0	0.0
Personal leather goods (excluding women's handbags and purses).....	04	410132	0.0	0.0	0.0	0.0	0.0	0.0
Leather and leather-like goods, n.e.c.....	04	45	2.5	0.3	0.9	0.0	0.0	0.0
Leather and leather-like goods, n.e.c.....	04	4501	2.5	0.3	0.9	0.0	0.0	0.0
All other leather goods.....	04	450101	2.5	0.3	1.0	0.0	0.0	0.0
Boot and shoe cut stock and findings.....	04	4501011	0.0	0.0	0.0	0.0	0.0	0.0
All other miscellaneous leather goods.....	04	4501014	2.8	0.4	1.2	0.0	0.0	0.0
Leather belts, made from purchased materials.....	04	450111	2.7	0.0	0.0	0.0	0.0	0.0
Fuels and related products and power.....	05	—	-2.4	0.8	-2.3	0.3	5.2	1.1
Coal.....	05	1	-7.0	3.6	0.1	-3.1	-0.3	-0.2
Coal.....	05	13	-7.0	3.6	0.1	-3.1	-0.3	-0.2
Coal.....	05	1301	-7.0	3.6	0.1	-3.1	-0.3	-0.2
Unprepared bituminous coal and lignite (utility sold).....	05	130101	-7.1	-1.4	0.6	-1.0	-0.3	-0.6
Unprepared bituminous coal and lignite from surface mine (utility sold).....	05	1301011	-6.4	2.9	-2.1	-0.2	-0.4	0.2
Unprepared bituminous coal and lignite from underground mine (utility sold).....	05	1301012	-7.8	-5.9	3.8	-1.9	-0.2	-1.5
Prepared bituminous coal and lignite (utility sold).....	05	130102	-7.7	5.4	0.1	-4.1	-0.1	-0.5
Prepared bituminous coal & lignite, from surface mine (utility sold).....	05	1301021	-0.3	-4.6	7.6	2.0	-1.9	1.6
Prepared bituminous coal & lignite, from underground mine (utility sold).....	05	1301022	-11.0	10.1	-3.0	-6.9	0.8	-1.6
Coal exports.....	05	130103	-6.8	0.0	-0.5	0.0	-2.8	2.6
Coal non-utility sold (including anthracite).....	05	130104	-0.7	-0.1	0.1	-0.2	1.3	-0.3
Gas fuels.....	05	3	30.9	17.2	-3.1	27.2	17.0	-5.2
Natural gas.....	05	31	48.4	21.0	-4.1	48.5	18.3	-5.9
Natural gas.....	05	3101	48.4	21.0	-4.1	48.5	18.3	-5.9
Natural gas.....	05	310105	48.4	21.0	-4.1	48.5	18.3	-5.9
Natural gas obtained from extraction.....	05	3101051	54.3	21.0	-6.5	49.1	18.1	-1.9
Natural gas obtained from natural gas liquids.....	05	3101052	32.6	21.5	11.6	45.4	18.8	-17.6
Natural gas liquids.....	05	32	4.5	12.2	-1.8	-2.5	14.2	-3.8
Natural gas liquids.....	05	3201	4.5	12.2	-1.8	-2.5	14.2	-3.8
Isopentane and natural gasoline.....	05	320102	4.0	5.8	-1.6	-0.7	7.2	-3.1
Propane.....	05	320104	24.5	26.1	3.5	-2.4	24.9	-0.2
Butane.....	05	320105	17.7	19.6	-3.0	-0.4	9.3	-12.5
Plant condensate, ethane, gas mixtures, and other natural gas liquids.....	05	320108	-4.9	8.1	-3.3	-3.7	14.0	-3.0
Electric power.....	05	4	2.2	-4.2	-1.8	-0.1	1.8	1.4
Residential electric power.....	05	41	0.9	-3.4	-0.7	-0.1	1.7	0.0
Residential electric power.....	05	4121	0.9	-3.4	-0.7	-0.1	1.7	0.0
Residential electric power.....	05	412101	0.9	-3.4	-0.7	-0.1	1.7	0.0
Residential electric power, New England.....	05	4121011	-5.1	4.8	0.1	-2.6	6.8	0.1
Residential electric power, Middle Atlantic.....	05	4121012	5.9	1.1	-1.0	2.8	2.5	0.4
Residential electric power, East North Central.....	05	4121013	0.1	-8.2	-0.6	1.1	2.4	-0.4
Residential electric power, West North Central.....	05	4121014	3.0	-12.8	-0.4	-2.5	1.8	0.4
Residential electric power, South Atlantic.....	05	4121015	1.7	-3.9	-0.5	0.4	-0.3	0.2
Residential electric power, East South Central.....	05	4121016	4.4	-2.7	2.3	1.1	1.9	0.1

See footnotes at end of table.

Table 7. Producer price index percentage changes for commodity and service groupings and individual items, not seasonally adjusted — Continued
 [February 2025]

Title	Commodity code		Unadjusted 12-month percent change ¹	Unadjusted 1-month percent change ¹				
	Group code	Item code		Feb. 2024 to Feb. 2025 ^P	Sept. to Oct.	Oct. to Nov. ^P	Nov. to Dec. ^P	Dec. to Jan. ^P
Residential electric power, West South Central.....	05	4121017	-1.3	-1.0	-3.2	-3.4	1.8	-1.0
Residential electric power, Mountain.....	05	4121018	3.1	-0.1	-3.1	-0.4	0.1	0.2
Residential electric power, Pacific.....	05	4121019	-2.0	-4.6	0.8	0.0	1.8	0.5
Commercial electric power.....	05	42	5.1	-4.7	-2.6	-0.5	2.0	3.0
Commercial electric power.....	05	4221	5.1	-4.7	-2.6	-0.5	2.0	3.0
Commercial electric power.....	05	422101	5.1	-4.7	-2.6	-0.5	2.0	3.0
Commercial electric power, New England.....	05	4221011	10.2	2.2	0.0	-2.9	9.3	12.0
Commercial electric power, Middle Atlantic.....	05	4221012	31.3	1.5	0.0	0.6	5.5	8.7
Commercial electric power, East North Central.....	05	4221013	-0.6	-11.0	-1.2	0.8	4.7	1.1
Commercial electric power, West North Central.....	05	4221014	4.6	-10.3	0.3	-3.7	1.6	1.0
Commercial electric power, South Atlantic.....	05	4221015	3.4	-0.2	-0.3	0.1	-0.2	3.0
Commercial electric power, East South Central.....	05	4221016	2.3	-2.5	0.6	2.2	0.1	-0.2
Commercial electric power, West South Central.....	05	4221017	-0.8	-4.8	-3.3	-3.8	1.6	-1.3
Commercial electric power, Mountain.....	05	4221018	1.1	-0.4	-1.8	-1.1	0.1	0.4
Commercial electric power, Pacific.....	05	4221019	-3.7	-10.3	-9.5	0.2	-0.6	1.4
Industrial electric power.....	05	43	-0.3	-5.2	-3.2	0.5	1.5	1.8
Industrial electric power.....	05	4321	-0.3	-5.2	-3.2	0.5	1.5	1.8
Industrial electric power.....	05	432101	-0.3	-5.2	-3.2	0.5	1.5	1.8
Industrial electric power, New England.....	05	4321011	-4.9	-0.2	6.2	6.6	11.7	-3.6
Industrial electric power, Middle Atlantic.....	05	4321012	15.5	2.1	-1.8	0.6	7.5	2.8
Industrial electric power, East North Central.....	05	4321013	-8.7	-8.2	-4.8	1.9	-0.9	0.6
Industrial electric power, West North Central.....	05	4321014	8.4	-5.5	-5.7	1.0	3.6	1.1
Industrial electric power, South Atlantic.....	05	4321015	4.3	0.0	-0.2	0.1	-0.2	0.5
Industrial electric power, East South Central.....	05	4321016	-1.2	-2.8	-1.3	2.8	0.0	0.2
Industrial electric power, West South Central.....	05	4321017	2.7	-5.4	-0.3	-2.3	8.1	-0.6
Industrial electric power, Mountain.....	05	4321018	-2.0	-3.1	3.7	-2.3	-3.9	15.6
Industrial electric power, Pacific.....	05	4321019	-3.9	-10.8	-11.5	0.0	-2.5	1.7
Transportation electric power.....	05	46	2.2	-5.2	-0.7	0.5	2.7	0.2
Transportation electric power.....	05	4621	2.2	-5.2	-0.7	0.5	2.7	0.2
Transportation electric power.....	05	462111	2.2	-5.2	-0.7	0.5	2.7	0.2
Utility natural gas.....	05	5	4.1	0.4	3.0	3.4	3.4	0.4
Residential natural gas.....	05	51	6.7	0.9	3.1	1.4	3.9	1.0
Residential natural gas.....	05	5121	6.7	0.9	3.1	1.4	3.9	1.0
Residential natural gas.....	05	512101	6.7	0.9	3.1	1.4	3.9	1.0
Residential natural gas, New England.....	05	5121011	9.2	0.4	33.2	-0.6	0.7	1.3
Residential natural gas, Middle Atlantic.....	05	5121012	14.6	1.7	0.6	1.6	9.7	0.0
Residential natural gas, East North Central.....	05	5121013	7.1	1.6	3.7	2.0	0.5	0.6
Residential natural gas, West North Central.....	05	5121014	3.4	3.3	-0.3	6.7	3.0	-2.1
Residential natural gas, South Atlantic.....	05	5121015	4.0	0.5	0.0	-1.4	1.4	0.0
Residential natural gas, East South Central.....	05	5121016	3.9	-0.9	5.6	2.5	2.7	0.2
Residential natural gas, West South Central.....	05	5121017	9.7	1.8	4.2	3.4	5.6	3.6
Residential natural gas, Mountain.....	05	5121018	-21.6	-2.3	-0.7	0.1	-0.4	-0.6
Residential natural gas, Pacific.....	05	5121019	9.5	-0.4	1.1	0.6	3.4	4.8
Commercial natural gas.....	05	52	4.8	1.8	6.4	3.3	3.7	1.4
Commercial natural gas.....	05	5221	4.8	1.8	6.4	3.3	3.7	1.4
Commercial natural gas.....	05	522101	4.8	1.8	6.4	3.3	3.7	1.4
Commercial natural gas, New England.....	05	5221011	7.9	0.1	38.1	-0.4	3.0	3.1
Commercial natural gas, Middle Atlantic.....	05	5221012	13.4	1.5	1.4	4.1	8.4	-0.2
Commercial natural gas, East North Central.....	05	5221013	9.9	5.1	6.2	4.0	1.7	0.4
Commercial natural gas, West North Central.....	05	5221014	7.9	3.9	-0.5	12.4	3.6	-1.8
Commercial natural gas, South Atlantic.....	05	5221015	6.1	2.2	-1.4	0.6	3.3	3.4
Commercial natural gas, East South Central.....	05	5221016	17.5	-2.4	15.0	3.1	1.7	-0.7
Commercial natural gas, West South Central.....	05	5221017	5.3	3.3	5.1	2.3	4.9	4.1
Commercial natural gas, Mountain.....	05	5221018	-31.2	-4.1	-1.4	0.1	-1.1	-0.1
Commercial natural gas, Pacific.....	05	5221019	0.9	0.8	10.7	3.3	2.5	4.5
Industrial natural gas.....	05	53	-1.0	1.7	6.7	4.3	2.1	-1.0
Industrial natural gas.....	05	5321	-1.0	1.7	6.7	4.3	2.1	-1.0
Industrial natural gas.....	05	532101	-1.0	1.7	6.7	4.3	2.1	-1.0
Industrial natural gas, New England.....	05	5321011	4.6	0.9	40.6	0.0	0.4	3.6
Industrial natural gas, Middle Atlantic.....	05	5321012	23.2	-0.3	1.8	4.1	11.2	0.3
Industrial natural gas, East North Central.....	05	5321013	1.2	4.9	11.0	10.5	-0.3	-2.5
Industrial natural gas, West North Central.....	05	5321014	4.2	2.5	0.3	11.4	7.6	-4.3
Industrial natural gas, South Atlantic.....	05	5321015	3.9	0.1	1.9	1.1	-2.4	1.6

See footnotes at end of table.

Table 7. Producer price index percentage changes for commodity and service groupings and individual items, not seasonally adjusted — Continued
 [February 2025]

Title	Commodity code		Unadjusted 12-month percent change ¹	Unadjusted 1-month percent change ¹				
	Group code	Item code		Feb. 2024 to Feb. 2025 ^P	Sept. to Oct.	Oct. to Nov. ^P	Nov. to Dec. ^P	Dec. to Jan. ^P
Industrial natural gas, East South Central.....	05	5321016	10.4	0.5	12.4	0.3	0.5	-2.0
Industrial natural gas, West South Central.....	05	5321017	-9.9	4.6	4.2	5.4	1.3	-1.4
Industrial natural gas, Mountain.....	05	5321018	-30.0	-13.6	-1.3	-0.5	-0.8	-3.7
Industrial natural gas, Pacific.....	05	5321019	2.3	0.7	10.4	-1.4	2.5	1.3
Natural gas to electric power.....	05	54	1.2	-1.0	0.8	6.1	2.8	-0.8
Natural gas to electric power.....	05	5421	1.2	-1.0	0.8	6.1	2.8	-0.8
Natural gas to electric power.....	05	542101	1.2	-1.0	0.8	6.1	2.8	-0.8
Crude petroleum (domestic production).....	05	6	-2.0	5.4	-3.2	0.1	12.3	-2.4
Crude petroleum (domestic production).....	05	61	-2.0	5.4	-3.2	0.1	12.3	-2.4
Crude petroleum (domestic production).....	05	6101	-2.0	5.4	-3.2	0.1	12.3	-2.4
Crude petroleum (domestic production).....	05	610102	-2.0	5.4	-3.2	0.1	12.3	-2.4
Petroleum products, refined.....	05	7	-11.7	2.7	-3.7	-2.9	4.9	2.6
Gasoline.....	05	71	-8.2	-0.1	-5.8	-2.0	5.9	2.7
Unleaded premium gasoline.....	05	7103	-9.5	-0.8	-5.1	-1.1	4.5	2.4
Unleaded premium gasoline.....	05	710304	-9.5	-0.8	-5.1	-1.1	4.5	2.4
Unleaded regular gasoline.....	05	7104	-7.9	0.2	-6.1	-2.3	6.4	2.8
Unleaded regular gasoline.....	05	710404	-7.9	0.2	-6.1	-2.3	6.4	2.8
Unleaded mid-premium gasoline.....	05	7105	-8.5	1.1	-7.8	-2.1	8.2	2.5
Unleaded mid-premium gasoline.....	05	710504	-8.5	1.1	-7.8	-2.1	8.2	2.5
Kerosene and jet fuels.....	05	72	-13.9	0.8	-1.0	1.0	8.4	3.9
Kerosene.....	05	7202	-14.1	4.0	-0.5	-2.3	10.8	1.9
Kerosene.....	05	720201	-14.1	4.0	-0.5	-2.3	10.8	1.9
Jet fuel.....	05	7203	-13.8	0.6	-1.1	1.2	8.2	4.0
Jet fuel.....	05	720301	-13.8	0.6	-1.1	1.2	8.2	4.0
Light fuel oils.....	05	73	-18.1	9.7	-1.9	-5.3	4.2	2.1
Home heating oil and distillates.....	05	7302	-12.2	3.4	0.4	-1.6	12.1	-0.8
Home heating oil and distillates.....	05	730201	-12.2	3.4	0.4	-1.6	12.1	-0.8
No. 2 diesel fuel.....	05	7303	-18.5	10.1	-2.0	-5.6	3.7	2.3
No. 2 diesel fuel.....	05	730302	-18.5	10.1	-2.0	-5.6	3.7	2.3
Residual fuels (heavy fuel oils, incl. #5, #6, & other residual fuels).....	05	74	-1.5	-6.3	1.0	-5.0	-0.4	4.9
Residual fuels (heavy fuel oils, incl. #5, #6, & other residual fuels).....	05	7407	-1.5	-6.3	1.0	-5.0	-0.4	4.9
Residual fuels (heavy fuel oils, incl. #5, #6, & other residual fuels).....	05	740703	-1.5	-6.3	1.0	-5.0	-0.4	4.9
Finished lubricants.....	05	76	-1.3	0.0	0.1	0.0	-0.3	-0.1
Lubricating grease.....	05	7603	0.0	0.0	0.0	0.0	0.0	0.0
Lubricating grease not from petroleum refineries.....	05	760303	0.0	0.0	0.0	0.0	0.0	0.0
Lubricating and similar oils.....	05	7604	-1.6	0.0	0.2	0.0	-0.4	-0.1
Lubricating and similar oils not from petroleum refineries.....	05	760401	-1.6	0.0	0.2	0.0	-0.4	-0.1
Lubricating oil base stocks.....	05	78	-8.8	1.6	-8.6	-3.5	0.1	1.6
Lubricating oil base stocks.....	05	7801	-8.8	1.6	-8.6	-3.5	0.1	1.6
Lubricating oil base stocks.....	05	780121	-8.8	1.6	-8.6	-3.5	0.1	1.6
Asphalt and other petroleum and coal products, n.e.c.....	05	8	16.4	-2.6	-1.0	0.8	10.2	11.4
Asphalt and other petroleum and coal products, n.e.c.....	05	81	16.4	-2.6	-1.0	0.8	10.2	11.4
Asphalt.....	05	8102	10.5	0.0	5.4	3.0	6.9	-1.1
Asphalt.....	05	810212	10.5	0.0	5.4	3.0	6.9	-1.1
Other petroleum and coal products, including coke oven products, n.e.c.....	05	8103	18.0	-3.2	-2.7	0.2	11.1	14.9
Other petroleum and coal products, including coke oven products, n.e.c.....	05	810319	18.0	-3.2	-2.7	0.2	11.1	14.9
Other petroleum and coal products, made in coke oven establishments.....	05	8103191	-2.4	-0.6	0.9	0.1	-1.0	-0.1
Chemicals and allied products.....	06	-	1.5	-0.3	-0.4	0.0	0.8	0.3
Industrial chemicals.....	06	1	2.2	-1.4	-1.2	0.1	2.3	-0.5
Basic inorganic chemicals.....	06	13	2.1	-0.2	1.1	0.0	0.8	0.2
Inorganic chemicals, other than alkalis and chlorine.....	06	1302	2.9	-0.8	1.2	0.0	1.0	0.2
Aluminum compounds.....	06	130209	2.5	-1.0	0.2	-0.2	3.3	0.0
Inorganic acids, inc. hydrochloric, sulfuric acid, and other.....	06	13020T	12.5	-0.4	7.4	-0.1	0.1	0.0
Sulfuric acid.....	06	13020T1	23.1	0.2	15.7	0.4	0.0	0.0
Lime.....	06	130213	5.2	0.3	0.1	0.4	2.5	0.1
Potassium and sodium compounds, excluding bleaches, alkalis, and alum.....	06	130217	2.0	0.4	0.5	-0.4	0.0	-0.3
Rock salt.....	06	130271	-	-0.4	2.2	0.0	0.0	-
Other inorganic chemicals, nec.....	06	130283	0.8	-1.3	0.3	0.1	0.8	0.4

See footnotes at end of table.

Table 7. Producer price index percentage changes for commodity and service groupings and individual items, not seasonally adjusted — Continued
 [February 2025]

Title	Commodity code		Unadjusted 12-month percent change ¹	Unadjusted 1-month percent change ¹				
	Group code	Item code		Feb. 2024 to Feb. 2025 ^P	Sept. to Oct.	Oct. to Nov. ^P	Nov. to Dec. ^P	Dec. to Jan. ^P
All other inorganic chemicals.....	06	1302833	3.5	-1.7	0.4	0.1	0.9	0.5
Alkalies and chlorine, including natural sodium carbonate and sulfate.	06	1303	-0.4	1.8	1.0	0.1	0.0	0.3
Chlorine, sodium hydroxide, and other alkalies.....	06	130302	-0.6	1.8	1.1	0.1	0.2	0.3
Sodium hydroxide (caustic soda).....	06	1303024	1.6	2.1	2.1	-0.1	-0.2	0.0
Other alkalies.....	06	1303028	-8.4	-3.7	-0.4	0.3	0.8	0.7
Basic organic chemicals.....	06	14	2.2	-1.6	-1.7	0.1	2.6	-0.7
Primary basic organic chemicals.....	06	1401	5.7	-1.2	-3.9	1.3	6.5	-3.8
Aromatics.....	06	140197	-6.6	-8.1	-2.5	-5.7	3.5	3.6
Liquid refinery gases.....	06	140198	10.6	1.3	-4.4	3.7	7.6	-6.1
Cyclic intermediate chemicals and dyes.....	06	1402	-2.7	-0.2	0.9	-1.3	-1.7	1.9
Cyclic intermediate chemicals.....	06	140281	-3.2	-0.1	0.9	-1.5	-1.9	1.9
Synthetic organic dyes.....	06	140282	1.6	-0.7	0.3	-0.1	-0.2	1.4
Other basic organics.....	06	1403	0.7	-1.9	-0.7	-0.4	0.7	0.9
Ethanol (ethyl alcohol).....	06	140341	10.2	-7.1	-0.5	-1.6	0.8	2.9
Other basic organics, n.e.c.....	06	140399	-1.8	-0.3	-0.7	-0.1	0.7	0.3
Fatty acids.....	06	1403991	-14.8	-2.1	0.6	-0.8	0.3	1.4
Bulk pesticides and other bulk synthetic organic agricultural chemicals, excluding preparation.....	06	1403992	-6.1	-5.8	0.0	-0.6	-1.2	-0.1
Industrial organic flavor oil mixtures and blends.....	06	1403993	-8.9	0.2	-1.5	-0.2	-1.1	0.1
Natural organic chemicals.....	06	1403995	-6.4	-1.8	0.4	0.0	-1.0	-1.3
Synthetic organic chemicals for use as flavor and perfume materials.....	06	1403997	6.6	-0.5	0.0	0.4	-0.2	0.3
Synthetic organic rubber-processing chemicals.....	06	1403998	-0.8	0.0	0.0	-0.2	1.3	0.0
Synthetic organic plasticizers.....	06	1403999	0.2	1.4	-1.8	-1.3	1.9	-1.4
Other synthetic organic chemicals.....	06	140399A	3.2	0.4	-2.7	1.4	3.8	1.0
Miscellaneous end use chemicals and chemical products, excluding urea.....	06	140399B	-1.3	0.7	0.2	-0.2	-0.8	-0.3
Miscellaneous cyclic and acyclic chemicals and chemical products, excluding fatty acid esters.....	06	140399C	-5.7	-1.6	-0.6	-1.6	0.0	1.0
Paints and allied products.....	06	2	1.1	0.0	0.2	0.0	0.1	0.1
Prepared paint.....	06	21	0.8	0.1	0.1	-0.1	0.2	0.2
Architectural coatings.....	06	2101	0.3	0.0	0.0	0.0	0.0	0.0
Architectural coatings.....	06	210104	0.3	0.0	0.0	0.0	0.0	0.0
Exterior architectural coatings.....	06	2101041	1.0	0.0	0.0	0.0	0.0	0.0
Interior architectural coatings.....	06	2101042	0.0	0.0	0.0	0.0	0.0	0.0
OEM finishes excluding marine coatings.....	06	2102	1.8	0.0	0.2	-0.3	0.4	0.2
OEM finishes excluding marine coatings.....	06	210201	1.8	0.0	0.2	-0.3	0.4	0.2
Transportation finishes, except powdered and high-solids coatings.	06	2102011	8.6	0.1	0.4	0.0	0.4	0.9
All other product finishes for original equipment manufacturers (OEM), excluding marine coating.....	06	2102012	0.0	0.0	0.1	-0.3	0.4	0.0
Special purpose coatings, incl. marine, industrial & construction coatings.....	06	2103	0.9	0.2	0.2	-0.2	0.5	0.6
Special purpose coatings, incl. marine, industrial & construction coatings.....	06	210301	0.9	0.2	0.2	-0.2	0.5	0.6
Paint materials.....	06	22	2.1	-0.2	1.0	0.4	-0.5	0.2
Paint colors.....	06	2202	1.7	-0.2	1.2	0.5	-1.3	0.3
All other inorganic pigments, including TiO ₂ , chrome colors, and other white opaque pigments.....	06	22020N	1.4	-0.2	1.4	0.5	-1.5	0.0
Synthetic organic pigments, lakes, and toners.....	06	220298	4.0	0.0	0.0	0.0	0.0	2.0
Allied and miscellaneous paint products.....	06	23	2.2	0.0	-0.1	0.5	1.0	-0.3
Allied and miscellaneous paint products.....	06	2301	2.2	0.0	-0.1	0.5	1.0	-0.3
Allied and miscellaneous paint products.....	06	230104	2.2	0.0	-0.1	0.5	1.0	-0.3
Drugs and pharmaceuticals.....	06	3	1.1	0.0	0.0	0.0	-0.1	0.3
Medicinal and botanical chemicals, drugs, and other products.....	06	31	0.5	-0.1	0.1	0.2	0.1	0.0
Medicinal and botanical chemicals, drugs, and other products.....	06	3102	0.5	-0.1	0.1	0.2	0.1	0.0
Synthetic organic medicinal chemicals, medicinal & botanical drugs, & other products.....	06	310203	0.5	-0.1	0.1	0.2	0.1	0.0
Veterinary pharmaceutical preparations.....	06	34	2.9	0.0	0.0	0.0	1.1	0.0
Pharmaceuticals for veterinary use.....	06	3403	2.9	0.0	0.0	0.0	1.1	0.0
Pharmaceuticals for veterinary use.....	06	340303	2.9	0.0	0.0	0.0	1.1	0.0
Biological products, including diagnostics.....	06	37	3.9	0.1	-0.1	0.1	1.1	0.6
Biological products, excluding diagnostic, for veterinary, industrial, and all other misc. uses.....	06	3717	-1.6	0.7	-0.7	0.0	0.0	0.0
Biological products, excluding diagnostic, for veterinary, industrial, and all other misc. uses.....	06	371705	-1.6	0.7	-0.7	0.0	0.0	0.0

See footnotes at end of table.

Table 7. Producer price index percentage changes for commodity and service groupings and individual items, not seasonally adjusted — Continued
 [February 2025]

Title	Commodity code		Unadjusted 12-month percent change ¹	Unadjusted 1-month percent change ¹				
	Group code	Item code		Feb. 2024 to Feb. 2025 ^P	Sept. to Oct.	Oct. to Nov. ^P	Nov. to Dec. ^P	Dec. to Jan. ^P
Diagnostics.....	06	3718	7.7	-0.1	0.1	0.3	1.6	1.4
In-vitro diagnostic substances.....	06	371801	2.8	0.0	0.1	-0.1	2.9	0.0
Biological products, excluding diagnostic, for human use.....	06	3719	2.9	0.1	0.0	0.0	1.1	0.0
Biological products, excluding diagnostic, for human use.....	06	371904	2.9	0.1	0.0	0.0	1.1	0.0
Pharmaceutical preparations.....	06	38	-0.1	0.0	0.0	0.0	-0.7	0.2
Pharmaceuticals affecting neoplasms, the endocrine system, & metabolic diseases.....	06	3801	0.3	0.0	0.0	0.0	0.2	0.0
Cancer therapy products.....	06	380102	2.1	0.0	0.0	0.0	1.2	0.0
Insulin/antidiabetes products.....	06	380103	-7.4	0.0	0.0	0.0	-7.4	0.0
Other neoplasms, endocrine system, and metabolic diseases.....	06	380104	0.9	0.0	0.0	0.0	0.9	0.0
Hormones and oral contraceptives.....	06	380105	0.2	0.0	0.0	0.0	0.1	0.0
Pharmaceuticals acting on the central nervous system and the sense organs.....	06	3802	2.7	0.0	0.0	0.0	2.1	0.6
Analgesics.....	06	380202	2.2	0.0	0.0	0.1	0.1	2.1
Analgesics, over-the-counter.....	06	380202OC	0.3	0.0	0.0	0.0	0.0	0.0
Analgesics, prescription.....	06	380202RX	2.4	0.0	0.0	0.1	0.1	2.3
Psychotherapeutics.....	06	380203	1.0	0.0	0.0	0.0	1.0	0.0
Antidepressants.....	06	3802031	1.1	0.0	0.0	0.0	1.1	0.0
Other psychotherapeutics, including tranquilizers.....	06	3802032	0.1	0.0	0.0	0.0	0.1	0.0
Anticonvulsants.....	06	380204	0.3	0.0	0.0	0.0	0.3	0.0
Other central nervous system and sense organs.....	06	380205	3.3	0.0	0.0	0.0	3.3	0.0
Pharmaceuticals acting on the cardiovascular system.....	06	3803	0.4	0.0	0.0	0.0	0.3	0.0
Other cardiovascular preparations.....	06	380305	0.0	0.0	0.0	0.0	0.0	0.0
Pharmaceuticals acting on the respiratory system.....	06	3804	-14.2	0.0	0.0	0.0	-15.3	0.0
Antihistamines and bronchodilators, including antiasthmatics.....	06	380402	-25.6	0.0	0.0	0.0	-25.6	0.0
Other respiratory preparations.....	06	380403	4.5	0.0	0.0	0.0	0.9	0.0
Other respiratory preparations, over-the-counter.....	06	380403OC	6.5	0.0	0.0	0.0	0.0	0.0
Other respiratory preparations, prescription.....	06	380403RX	-	0.0	0.0	0.0	2.1	0.0
Pharmaceuticals acting on the digestive or the genito-urinary systems.....	06	3805	2.2	0.0	0.0	0.0	0.7	0.0
Other digestive or genito-urinary preparations.....	06	380503	2.5	0.0	0.0	0.0	0.8	0.0
Other digestive or genito-urinary preparations, prescription.....	06	380503RX	3.2	0.0	0.0	0.0	1.0	0.0
Pharmaceuticals acting on the skin.....	06	3806	-0.7	0.0	0.0	0.0	1.1	0.0
Other pharmaceutical preparations acting on the skin.....	06	380603	1.3	0.0	0.0	0.0	1.2	0.0
Anti-acne preparations.....	06	380606	-18.1	0.0	0.0	0.0	0.9	0.0
Vitamin, nutrient, and hematonic preparations.....	06	3807	1.9	0.0	-0.1	0.0	-0.2	-0.1
Multivitamins.....	06	380702	1.1	0.0	0.0	0.0	0.0	0.0
Other vitamins and nutrients.....	06	380703	0.0	0.0	0.0	0.0	-0.2	-0.2
Pharmaceuticals affecting parasitic and infective diseases.....	06	3808	0.8	0.0	0.1	0.0	0.7	0.0
Broad and medium spectrum antibiotics.....	06	380802	0.0	0.0	0.0	0.0	0.0	0.0
Systemic antivirals.....	06	380803	3.0	0.0	0.0	0.0	3.0	0.0
Other parasitic and infective diseases.....	06	380804	1.2	0.0	0.3	0.0	0.9	0.0
Fats and oils, inedible.....	06	4	-0.9	0.1	0.8	-1.6	0.3	0.9
Fats and oils, inedible.....	06	41	-0.9	0.1	0.8	-1.6	0.3	0.9
Fats and oils, inedible.....	06	4101	-0.9	0.1	0.8	-1.6	0.3	0.9
Soybean oil, processed for inedible purposes.....	06	410131	-2.3	0.4	1.1	-2.0	0.3	0.8
Crude soybean oil, degummed, made from soybeans crushed in the same establishment.....	06	4101311	1.1	0.0	0.2	-0.3	0.0	1.3
Soybean oil, all other types.....	06	4101312	-6.2	0.9	2.1	-4.1	0.8	0.1
Lard, inedible tallow, and grease, except wool grease.....	06	410132	7.6	-1.2	-0.7	0.8	-0.2	1.6
Agricultural chemicals and chemical products.....	06	5	2.5	0.8	0.2	1.7	-0.2	0.8
Mixed fertilizers.....	06	51	2.5	-0.5	-0.2	0.3	0.7	1.1
Mixed fertilizers.....	06	5105	2.5	-0.5	-0.2	0.3	0.7	1.1
Mixed fertilizers.....	06	510501	2.5	-0.5	-0.2	0.3	0.7	1.1
Mixed fertilizers, made in plants which manufacture fertilizer materials.....	06	5105011	3.3	0.0	0.0	0.0	1.1	0.0
Mixed fertilizers, dry, mixing only.....	06	5105012	2.1	-0.8	-0.3	0.0	0.2	1.7
Mixed fertilizers, liquid, mixing only.....	06	5105013	1.8	-0.1	-0.6	3.5	2.0	2.2
Fertilizer materials.....	06	52	3.8	2.1	0.5	3.8	-0.8	1.5
Nitrogenates.....	06	5201	6.5	3.6	-0.6	8.3	-2.3	1.7
Fertilizer materials of organic origin.....	06	520137	0.4	0.0	0.0	0.0	0.0	0.0
Synthetic ammonia, nitric acid, ammonium compounds, and urea.....	06	52013A	7.2	4.0	-0.7	9.2	-2.5	1.9
Phosphates.....	06	5202	1.4	0.7	1.5	-0.1	0.7	1.2
Phosphoric acid, 52-54 percent APA, superphosphates and other phosphate fertilizer materials.....	06	52026A	1.4	0.7	1.5	-0.1	0.7	1.2
Other agricultural chemicals.....	06	53	1.1	0.1	0.0	0.0	0.0	0.0

See footnotes at end of table.

Table 7. Producer price index percentage changes for commodity and service groupings and individual items, not seasonally adjusted — Continued
[February 2025]

Title	Commodity code		Unadjusted 12-month percent change ¹	Unadjusted 1-month percent change ¹				
	Group code	Item code		Feb. 2024 to Feb. 2025 ^P	Sept. to Oct.	Oct. to Nov. ^P	Nov. to Dec. ^P	Dec. to Jan. ^P
Other agricultural chemicals.....	06	5301	1.1	0.1	0.0	0.0	0.0	0.0
Lawn and garden pesticides and chemicals.....	06	530107	3.8	0.0	0.0	0.0	-1.6	0.4
Household and institutional pesticides and chemicals.....	06	530108	3.5	0.7	0.0	0.0	1.1	0.0
Agricultural and commercial pesticides and chemicals.....	06	530109	0.9	0.0	0.0	0.0	0.0	0.0
Plastic resins and materials.....	06	6	0.2	1.3	-0.7	-0.5	-0.4	2.2
Thermoplastic resins and plastics materials.....	06	62	0.8	1.0	-0.7	-0.5	-0.7	3.4
Thermoplastic resins and plastics materials.....	06	6212	0.8	1.0	-0.7	-0.5	-0.7	3.4
Thermoplastic resins and plastics materials.....	06	621201	0.8	1.0	-0.7	-0.5	-0.7	3.4
Thermosetting resins and plastics materials.....	06	63	-3.9	2.8	-0.5	-0.7	2.0	-5.8
Thermosetting resins and plastics materials.....	06	6306	-3.9	2.8	-0.5	-0.7	2.0	-5.8
Thermosetting resins and plastics materials.....	06	630601	-3.9	2.8	-0.5	-0.7	2.0	-5.8
Other chemicals and allied products.....	06	7	2.0	-0.4	0.0	-0.1	1.3	0.0
Soaps and detergents.....	06	71	1.0	0.0	0.0	1.1	0.2	0.0
Soaps and other detergents.....	06	7104	1.0	0.0	0.0	1.1	0.2	0.0
Soaps and detergents, commercial, industrial, and institutional.....	06	710401	5.0	0.0	0.0	3.4	0.5	0.0
Commercial, industrial, and institutional hard surface cleaners.....	06	71040101	3.9	0.0	0.0	0.0	0.4	0.0
Commercial, industrial, and institutional laundry detergents.....	06	71040102	8.7	0.0	0.0	0.0	4.1	0.0
Commercial, industrial, and institutional dishwashing detergents.....	06	71040103	7.9	0.0	0.0	7.9	0.0	0.0
Commercial, industrial, and institutional metal cleaners.....	06	71040104	6.9	0.0	0.0	0.0	3.1	0.0
Dairy, farm, and food plant cleaners, sanitizers, etc.....	06	71040106	0.0	0.0	0.0	0.0	0.0	0.0
Commercial, industrial, and institutional soaps, excluding specialty cleaners.....	06	71040107	1.9	0.0	0.0	0.0	1.2	0.0
Household detergents.....	06	710402	-1.7	0.0	0.0	0.0	0.0	0.0
Household alkaline detergents and cleaners.....	06	7104021	-7.8	0.1	0.0	0.1	0.0	0.0
Household dry and liquid laundry detergents.....	06	7104022	0.0	0.0	0.0	0.0	0.0	0.0
Soaps, excluding specialty cleaners, household.....	06	710403	0.7	0.0	0.0	0.0	0.0	0.0
Polish and other sanitation goods.....	06	72	0.6	0.0	0.0	0.0	0.2	0.0
Polish and other sanitation goods.....	06	7201	0.6	0.0	0.0	0.0	0.2	0.0
Polishing preparations and related products.....	06	720103	0.4	0.2	0.0	0.0	0.0	0.0
Specialty cleaning and sanitation products.....	06	720105	0.9	0.0	0.0	0.0	0.3	0.0
Disinfectants, nonagricultural, industrial and institutional.....	06	7201051	0.7	0.0	0.0	0.0	0.3	0.0
Air and room fresheners.....	06	7201053	0.2	0.0	0.0	0.0	0.1	0.0
Laundry fabric softeners and rinses, liquid and dry.....	06	7201058	2.0	0.0	0.0	0.0	0.5	0.0
Other specialty cleaning and sanitation products.....	06	7201059	1.2	0.0	0.0	0.0	0.3	0.0
Cosmetics and other toilet preparations.....	06	75	1.2	0.0	0.0	0.0	0.6	0.0
Shaving preparations.....	06	7502	0.5	0.8	0.0	0.0	0.0	0.0
Shaving preparations.....	06	750206	0.5	0.8	0.0	0.0	0.0	0.0
Perfumes, toilet waters, and colognes.....	06	7503	1.3	0.0	0.0	0.0	0.0	0.0
Perfumes, toilet waters, and colognes.....	06	750306	1.3	0.0	0.0	0.0	0.0	0.0
Hair preparations (including shampoos).....	06	7504	0.7	0.0	0.0	0.0	0.3	0.0
Hair preparations (including shampoos).....	06	750407	0.7	0.0	0.0	0.0	0.3	0.0
Hair preparations incl professional, consumer, and cream/gel shampoos.....	06	75040701	0.4	0.0	0.0	0.0	0.3	0.0
Hair tonics and hair dressings incl professional and consumer use.....	06	75040702	1.9	0.0	0.0	0.0	0.1	0.0
Toothpastes, denture cleaners, and mouthwashes.....	06	7505	3.5	0.0	0.0	0.0	0.0	0.0
Denture cleaners, mouthwashes, gargles, and rinses.....	06	750504	-	0.0	0.0	0.0	0.0	-
Creams, lotions, and oils, excluding shaving, hair, and deodorant.....	06	7514	1.6	0.0	0.0	0.0	1.6	0.0
Creams, lotions, and oils, excluding shaving, hair, and deodorant.....	06	751401	1.6	0.0	0.0	0.0	1.6	0.0
Other cosmetics and toilet preparations.....	06	7515	0.6	0.0	0.1	0.0	0.4	0.0
Other cosmetics and toilet preparations.....	06	751501	0.6	0.0	0.1	0.0	0.4	0.0
Misc. chemical prod. and preparations.....	06	79	2.8	-0.7	-0.1	-0.6	2.2	0.1
Explosives and blasting accessories.....	06	7902	6.5	0.1	0.5	0.2	5.1	0.1
Explosives and blasting accessories.....	06	790234	6.5	0.1	0.5	0.2	5.1	0.1
Industrial gases.....	06	7903	7.1	-3.6	0.8	-4.2	6.9	-0.2
Carbon dioxide.....	06	790302	1.3	0.5	0.0	-1.1	-1.5	-1.9
Nitrogen.....	06	790303	15.4	-0.8	0.5	-0.5	0.0	0.0
Oxygen.....	06	790304	12.7	-0.1	0.0	0.3	6.9	0.0
Argon and hydrogen.....	06	790309	6.3	-3.1	-0.1	0.0	12.8	0.0
Other industrial gases (including fluorocarbon and acetylene).....	06	790312	3.9	-6.7	1.5	-8.5	9.8	0.0
Adhesives and sealants.....	06	7904	2.0	-0.1	0.0	0.0	-0.3	0.3
Synthetic resin and rubber adhesives.....	06	790402	2.3	-0.1	0.0	0.0	-0.7	0.4
Epoxy adhesives.....	06	7904021	0.9	0.0	0.0	0.0	-0.9	0.3
Other synthetic resin and rubber adhesives.....	06	7904026	3.2	-0.2	0.0	0.1	0.2	0.2

See footnotes at end of table.

Table 7. Producer price index percentage changes for commodity and service groupings and individual items, not seasonally adjusted — Continued
 [February 2025]

Title	Commodity code		Unadjusted 12-month percent change ¹	Unadjusted 1-month percent change ¹				
	Group code	Item code		Feb. 2024 to Feb. 2025 ^P	Sept. to Oct.	Oct. to Nov. ^P	Nov. to Dec. ^P	Dec. to Jan. ^P
Structural sealants (load bearing).....	06	790407	1.5	0.0	0.0	0.0	0.0	0.0
Nonstructural caulking compounds and sealants.....	06	79040A	2.3	0.0	0.0	0.0	0.4	0.0
Surface active agents.....	06	7905	1.1	0.0	-0.6	0.0	1.2	0.6
Surfactants (bulk surface active agents).....	06	790502	0.7	0.0	-0.9	0.0	0.8	0.8
Gum and wood chemicals, including wood distillation products.....	06	7906	-2.0	1.1	-2.5	0.3	0.7	-1.6
Gum and wood chemicals, including wood distillation products.....	06	790607	-2.0	1.1	-2.5	0.3	0.7	-1.6
Other miscellaneous chemical products.....	06	7909	2.2	-0.3	-0.2	0.3	2.1	0.0
Evaporated salt, (bulk, pressed blocks, and packaged), excluding table salt.....	06	790904	-	-4.8	3.0	0.3	0.3	0.1
Carbon black, all processes.....	06	790918	-8.6	0.2	-2.2	2.6	-9.5	0.0
Printing ink.....	06	790919	-1.3	-0.6	0.5	0.1	0.2	0.0
Gravure printing inks.....	06	7909192	0.0	0.0	0.0	0.0	0.0	0.0
Lithographic and offset inks.....	06	7909193	0.4	0.0	0.0	0.0	0.0	0.0
News and nonheat web offset printing inks.....	06	79091931	4.8	0.0	0.0	0.0	0.0	0.0
Publication and commercial web inks.....	06	79091932	0.0	0.0	0.0	0.0	0.0	0.0
Sheet-fed general inks.....	06	79091933	-0.2	0.0	0.0	0.0	0.0	0.0
Sheet-fed packaging inks.....	06	79091934	0.3	0.0	0.0	0.0	0.0	0.0
Flexographic printing inks.....	06	7909194	1.5	0.0	1.5	0.0	0.0	0.0
Nonimpact/digital inks.....	06	7909195	-8.2	-2.0	0.1	0.3	-0.3	-0.2
All other printing inks.....	06	7909196	3.2	0.0	0.1	-0.1	2.9	0.6
Water treating compounds.....	06	790961	9.5	0.6	-0.4	0.6	2.2	0.4
Automotive chemicals.....	06	790991	2.2	0.0	0.3	0.0	0.0	0.0
All other chemical preparations, including essential oils, matches, and gelatin.....	06	790999	1.9	0.0	-0.6	0.0	4.8	-0.2
Rubber and plastic products.....	07	-	0.9	0.0	-0.1	-0.1	0.4	-0.5
Rubber and rubber products.....	07	1	2.2	0.2	-0.3	-0.2	0.4	0.2
Synthetic rubber, inc. styrene-butadiene rubber (SBR) and ethylene propylene.....	07	11	10.9	1.2	-1.2	-1.4	0.0	0.4
Synthetic rubber.....	07	1102	10.9	1.2	-1.2	-1.4	0.0	0.4
Synthetic rubber, inc. sbr and ethylene propylene.....	07	110224	10.9	1.2	-1.2	-1.4	0.0	0.4
Tires, tubes, tread, & repair materials.....	07	12	-0.3	-0.1	-0.2	-0.1	0.4	0.2
Tires.....	07	1201	-0.3	-0.1	-0.2	-0.1	0.4	0.3
Pneumatic tires (including passenger, truck, bus, tractor, industrial, and other tires).....	07	12010	-0.3	-0.1	-0.2	-0.1	0.4	0.3
Passenger car pneumatic tires.....	07	120104	-0.8	-0.1	-0.3	-0.2	0.3	0.7
Truck and bus (including off-the-highway) pneumatic tires.....	07	120105	-0.3	-0.4	0.0	0.1	1.2	-0.8
Tread rubber, tire sundries, and repair materials.....	07	1203	-0.3	0.3	-0.3	0.0	0.0	0.0
Tread rubber, tire sundries, and repair materials.....	07	120354	-0.3	0.3	-0.3	0.0	0.0	0.0
Miscellaneous rubber products.....	07	13	1.2	0.0	0.1	0.2	0.6	0.1
Rubber and plastics footwear, including athletic footwear.....	07	1301	0.9	0.0	0.0	0.0	0.2	0.6
Rubber and plastics footwear, including athletic footwear.....	07	130109	0.9	0.0	0.0	0.0	0.2	0.6
Rubber and plastic belts and belting.....	07	1303	2.9	0.0	1.0	0.3	1.3	0.2
Flat rubber and plastics belts and belting.....	07	130371	3.3	0.0	1.7	0.0	1.5	0.0
Rubber and plastics transmission belts and belting (excluding flat).....	07	130372	2.4	0.0	0.0	0.9	1.0	0.4
Rubber and plastics hose.....	07	1304	2.2	0.0	0.0	1.0	0.0	0.1
Rubber and plastics hose.....	07	130411	2.2	0.0	0.0	1.0	0.0	0.1
Industrial rubber and plastics hose without fittings.....	07	1304116	0.0	0.0	0.0	0.0	0.0	0.0
Rubber and plastics water hose (incl. fire, irrigation, etc.).....	07	1304117	0.7	0.2	0.0	0.0	-0.2	0.0
Rubber and plastics hose for on- and off-highway motor vehicles.....	07	1304118	6.4	0.0	0.0	3.2	0.0	0.0
Miscellaneous rubber products, n.e.c.....	07	1306	0.7	0.0	0.0	0.0	0.6	0.1
All other industrial rubber products.....	07	130604	-3.1	-1.1	-0.3	-0.1	0.1	0.0
All other miscellaneous rubber goods.....	07	130606	3.2	0.0	0.0	0.0	2.3	1.0
Rubber compounds or mixtures for sale or interplant transfer.....	07	130612	4.0	0.8	0.0	0.0	1.2	0.0
Rubber druggist and medical sundries, excluding gloves.....	07	130616	-	0.0	0.0	0.0	0.0	0.0
Rubber products for mechanical use.....	07	130617	0.7	0.0	0.0	0.0	0.4	0.0
Molded rubber mechanical goods automotive.....	07	1306171	0.1	0.1	0.0	0.0	0.0	0.0
Molded rubber mechanical goods, transportation/off-highway.....	07	1306172	1.2	0.0	0.0	0.0	1.3	0.0
Other molded rubber mechanical goods (excluding tubing).....	07	1306179	1.1	0.0	0.0	0.0	0.9	0.0
Other extruded rubber mechanical goods (excl. auto)(excl. tubing).....	07	130617C	6.1	0.0	0.0	0.0	0.2	0.0
Rubber coated fabrics, garments, and footwear.....	07	130618	2.5	0.0	0.0	0.0	2.3	0.0
Plastic products.....	07	2	0.5	0.0	0.0	-0.1	0.4	-0.6
Plastic construction products.....	07	21	-2.0	-0.5	-0.3	0.0	0.1	-1.3
Plastics construction products.....	07	2106	-2.0	-0.5	-0.3	0.0	0.1	-1.3
Plastics pipe.....	07	210603	-7.8	-1.8	-0.1	-0.2	0.5	-4.9

See footnotes at end of table.

Table 7. Producer price index percentage changes for commodity and service groupings and individual items, not seasonally adjusted — Continued
 [February 2025]

Title	Commodity code		Unadjusted 12-month percent change ¹	Unadjusted 1-month percent change ¹				
	Group code	Item code		Feb. 2024 to Feb. 2025 ^P	Sept. to Oct.	Oct. to Nov. ^P	Nov. to Dec. ^P	Dec. to Jan. ^P
Plastics drain, waste, and vent pipe.....	07	2106031	-18.3	-3.4	-0.7	2.6	1.4	-16.0
Plastics water pipe.....	07	2106033	-7.3	-1.6	0.4	-2.0	0.5	-1.9
Plastics sewer, stormdrain, and water main pipe.....	07	2106038	-4.5	-1.3	-0.3	-0.4	-0.1	-1.7
Other plastics pipe.....	07	210603B	0.2	0.0	0.0	0.0	0.0	0.0
Plastics pipe fittings and unions.....	07	210604	0.2	-0.7	-0.4	0.3	0.2	-0.1
Plastics plumbing fixtures.....	07	210605	1.6	0.7	0.0	0.0	0.0	0.0
Other plastics construction products.....	07	210606	0.4	0.0	-0.5	0.1	-0.1	0.4
Building and construction polystyrene foam products.....	07	2106061	-0.2	0.0	0.0	0.0	0.0	0.0
Building & construction fabricated plastics products (excl foam, plumbing fixtures, hardware).....	07	2106063	0.5	0.0	-0.6	0.1	-0.1	0.5
Unsupported plastic film, sheet and other shapes.....	07	22	2.3	-0.2	-0.4	-0.1	0.8	-0.5
Unsupported plastics film, sheet, and other shapes.....	07	2205	2.3	-0.2	-0.4	-0.1	0.8	-0.5
Unsupported plastics film, sheet, and other shapes.....	07	220501	2.3	-0.2	-0.4	-0.1	0.8	-0.5
Unlaminated polyethylene film and sheet.....	07	2205011	1.6	0.3	-1.0	0.2	-0.5	0.0
Unlaminated vinyl and vinyl copolymer film and sheet.....	07	2205013	5.7	0.0	0.0	0.0	0.0	0.0
Miscellaneous unlaminated plastics film and sheet.....	07	2205014	4.7	-0.5	0.3	-0.4	0.7	0.0
Unlaminated plastics profile shapes.....	07	2205015	2.6	-0.4	-0.1	0.1	2.6	-1.5
Laminated plastic sheets, rods, and tubes.....	07	23	0.7	0.0	0.0	-0.1	0.2	0.0
Laminated plastics plates, sheet (except packaging), and shapes.....	07	2304	0.7	0.0	0.0	-0.1	0.2	0.0
Laminated plastics plates, sheet (except packaging), and shapes.....	07	230401	0.7	0.0	0.0	0.0	0.2	0.0
Parts for manufacturing from plastics.....	07	26	0.4	0.0	0.3	-0.1	0.3	-1.2
Parts for transportation equipment.....	07	2601	0.0	0.0	0.4	0.0	0.0	-1.8
Parts for transportation equipment.....	07	260105	0.0	0.0	0.4	0.0	0.0	-1.8
Transportation polyurethane foam products.....	07	2601051	-	0.0	0.0	0.0	-	-
Transportation fabricated plastic parts (excluding foam and reinforced plastics).....	07	2601052	0.0	0.0	0.4	0.0	0.0	-2.0
Other parts and components for manufacturing.....	07	2602	0.7	0.0	0.0	-0.3	0.2	0.0
Other parts and components for manufacturing.....	07	260205	0.7	0.0	0.0	-0.3	0.2	0.0
All other miscellaneous polyurethane foam products.....	07	2602051	1.0	-0.1	0.0	0.0	0.2	0.0
Electrical & electronic fabricated plastics (excl. foam and reinforced plastics).....	07	2602052	1.0	0.0	0.0	-1.0	0.5	0.0
All other polystyrene foam products incl. transportation application uses.....	07	2602053	0.0	0.0	0.0	0.0	0.0	0.0
Industrial machinery plastics products, excl foam (incl gears, bearings, bushings, cams).....	07	2602054	0.8	0.0	0.0	0.0	0.0	0.0
Foam components for furniture.....	07	2603	1.8	0.0	0.1	0.0	1.7	0.0
Foam components for furniture.....	07	260305	1.8	0.0	0.1	0.0	1.7	0.0
Other plastic products.....	07	29	3.5	0.5	0.2	0.3	0.6	-0.5
Other plastics products.....	07	2901	3.5	0.5	0.2	0.3	0.6	-0.5
Custom compounding of purchased resins and color concentrates.....	07	290196	1.8	0.7	0.3	-0.1	0.7	-0.9
All other reinforced and fiberglass plastics products.....	07	290197	6.6	0.0	0.0	1.1	0.6	0.0
Products made of foam other than polystyrene or polyurethane.....	07	290198	1.1	1.1	0.0	0.0	0.0	0.0
Plastic packaging products.....	07	2A	0.7	0.4	-0.1	-0.2	0.7	-0.3
Plastics packaging products.....	07	2A01	0.7	0.4	-0.1	-0.2	0.7	-0.3
Plastics packaging products.....	07	2A0101	0.7	0.4	-0.1	-0.2	0.7	-0.3
Other plastics packaging products, excluding film, sheet, foam and bottles.....	07	2A01012	1.2	0.6	-0.1	-0.4	1.0	-0.2
Packaging polyurethane foam products.....	07	2A01013	0.9	0.0	0.0	0.0	0.9	0.0
Plastics bottles.....	07	2A01014	0.3	0.3	-0.1	-0.2	0.6	-0.8
Polystyrene foam food containers.....	07	2A01015	-0.8	0.0	-0.4	0.4	0.2	0.1
Polystyrene foam protective shipping pads, shaped cushioning, etc.....	07	2A01016	0.9	0.0	0.0	0.0	0.0	-0.3
Consumer, institutional, and commercial products, n.e.c.....	07	2B	1.0	-0.3	0.0	0.0	-0.1	0.3
All other consumer, institutional, and commercial products.....	07	2B01	1.0	-0.3	0.0	0.0	-0.1	0.3
All other consumer, institutional, and commercial products.....	07	2B0101	1.0	-0.3	0.0	0.0	-0.1	0.3
Consumer and institutional polystyrene foam products.....	07	2B01011	-2.6	-0.1	0.0	0.3	-0.2	0.0
Consumer and institutional polyurethane foam products.....	07	2B01013	0.0	0.0	0.0	0.0	0.0	0.0
Consumer/institutional/commercial fabricated plastics products.....	07	2B01015	1.7	-0.3	0.0	0.0	-0.1	0.3
Recyclable plastics.....	07	2C	-	1.3	4.5	-5.7	2.6	-
Recyclable plastics.....	07	2C01	-	1.3	4.5	-5.7	2.6	-
Recyclable plastics.....	07	2C0101	-	1.3	4.5	-5.7	2.6	-
Lumber and wood products.....	08	-	1.2	0.5	0.4	0.2	-0.1	0.6
Lumber.....	08	1	7.9	1.1	2.1	0.9	-0.7	1.6
Softwood lumber.....	08	11	10.9	1.6	3.4	1.1	-1.8	2.8
Softwood cut stock and dimension.....	08	1105	5.6	1.1	0.2	0.8	2.1	2.6

See footnotes at end of table.

Table 7. Producer price index percentage changes for commodity and service groupings and individual items, not seasonally adjusted — Continued
[February 2025]

Title	Commodity code		Unadjusted 12-month percent change ¹	Unadjusted 1-month percent change ¹				
	Group code	Item code		Feb. 2024 to Feb. 2025 ^P	Sept. to Oct.	Oct. to Nov. ^P	Nov. to Dec. ^P	Dec. to Jan. ^P
Softwood cut stock and dimension.....	08	110503	5.6	1.1	0.2	0.8	2.1	2.6
Softwood lumber, not edge worked.....	08	1106	11.7	1.5	3.9	1.2	-2.4	3.0
Softwood lumber, not edge worked.....	08	110601	11.7	1.5	3.9	1.2	-2.4	3.0
Softwood dressed lumber, less than 2 inches in nominal thickness, not edge worked.....	08	1106012	11.2	-0.7	0.6	2.6	2.1	7.0
Softwood dressed 2-inch lumber, 2 inches in nominal thickness only, not edge worked.....	08	1106013	20.1	2.8	6.9	1.7	-4.6	4.2
Softwood dressed lumber and timbers, more than 2 inches in nominal thickness, not edge worked.....	08	1106014	-0.7	0.4	0.2	-0.2	0.4	0.2
Softwood lumber, made from purchased lumber.....	08	1107	6.4	3.2	0.8	0.6	2.5	-0.1
Softwood lumber, made from purchased lumber.....	08	110701	6.4	3.2	0.8	0.6	2.5	-0.1
Hardwood lumber.....	08	12	3.8	0.4	0.2	0.5	1.0	0.0
Hardwood cut stock and dimension.....	08	1203	17.5	2.2	2.2	2.4	2.3	0.0
Hardwood cut stock and dimension.....	08	120311	17.5	2.2	2.2	2.4	2.3	0.0
Hardwood flooring.....	08	1204	-0.1	0.3	-0.2	-0.1	0.2	0.0
Oak and maple hardwood flooring.....	08	120401	-0.1	0.3	-0.2	-0.2	0.2	0.0
Hardwood flooring, other than oak and maple.....	08	120402	0.0	0.0	0.0	0.0	0.0	0.0
Hardwood lumber, not edge worked.....	08	1205	-0.4	-0.3	-0.3	-0.2	0.4	0.0
Hardwood lumber, not edge worked.....	08	120501	-0.4	-0.3	-0.3	-0.2	0.4	0.0
Millwork.....	08	2	-0.1	0.4	0.0	0.0	-0.3	0.4
General millwork.....	08	21	1.0	0.3	0.0	-0.1	0.0	0.4
General millwork.....	08	2101	1.0	0.3	0.0	-0.1	0.0	0.4
Stock wood kitchen cabinets, related cabinetwork and countertops.....	08	210102	0.3	0.0	0.0	0.0	0.0	0.0
Stock wood kitchen cabinets and related cabinetwork for permanent installation.....	08	2101021	0.4	0.0	0.0	0.0	0.0	0.0
Custom wood kitchen cabinets, bathroom vanities, and related cabinetwork.....	08	210105	2.3	0.0	0.3	0.0	0.0	1.7
Custom wood kitchen cabinets and related cabinetwork not sold direct to customer at retail.....	08	2101051	2.5	0.0	0.2	0.0	0.0	2.4
Custom wood kitchen cabinets, bathroom vanities, and related cabinet work sold at retail.....	08	2101052	1.7	0.0	0.6	0.0	0.0	0.4
Wood window units.....	08	210112	3.0	0.0	0.0	0.0	1.1	1.8
Double hung wood window units.....	08	2101121	1.8	0.0	0.0	0.0	1.8	0.0
Casement wood window units.....	08	2101122	2.6	0.0	0.0	0.0	0.5	2.1
All other wood window units, including horizontal sliding, awning and single hung.....	08	2101123	6.8	0.0	0.0	0.0	1.0	5.7
Wood sash, excluding sash shipped in window units.....	08	210122	2.9	0.0	0.0	0.0	1.3	1.6
Wood window & door frames, incl. door frames in door units, excl. window frames in window units.....	08	210132	2.8	1.9	0.0	0.6	-1.0	0.2
Wood panel, flush, & molded face doors, interior & exterior, incl. doors with glazed sections.....	08	210142	-3.1	-0.3	-0.7	0.0	-0.9	-1.5
Other wood doors, incl. garage, patio, bifold, cabinet, screen, storm and louver.....	08	210152	1.1	-0.2	0.0	-0.3	-0.1	2.0
Wood moldings.....	08	210162	-4.0	0.5	0.1	0.1	-0.1	-1.6
Mirror and picture frames and framed pictures.....	08	210175	5.9	5.9	0.0	0.0	0.0	0.0
Other wood millwork products, including stairwork, exterior millwork, and softwood flooring.....	08	210183	2.0	0.0	0.0	-0.9	0.3	-1.2
Prefabricated structural members.....	08	22	-3.1	0.5	-0.1	0.1	-1.2	0.4
Prefabricated structural members.....	08	2201	-3.1	0.5	-0.1	0.1	-1.2	0.4
Laminated veneer lumber.....	08	220107	-	-1.3	0.2	-	-	-
Other engineered structural wood members, excluding trusses & laminated veneer lumber.....	08	220108	-0.5	-1.3	0.1	0.0	0.0	0.0
Wood trusses.....	08	220109	-3.7	1.2	-0.2	0.3	-1.5	0.5
Plywood.....	08	3	-4.0	0.0	-0.1	-0.6	-1.0	2.1
Softwood veneer and plywood.....	08	31	-6.4	-0.2	0.1	-0.9	-2.3	3.8
Softwood veneer and plywood.....	08	3103	-6.4	-0.2	0.1	-0.9	-2.3	3.8
Softwood veneer and plywood.....	08	310303	-6.4	-0.2	0.1	-0.9	-2.3	3.8
Softwood veneer, incl. veneer backed w/ paper, cloth, or other flexible material.....	08	3103031	-3.3	-0.3	-0.4	1.1	0.3	0.8
Softwood plywood products: rough, sanded, and specialties.....	08	3103035	-8.1	-0.2	0.4	-2.0	-3.7	5.6
Hardwood veneer and plywood.....	08	35	-0.7	0.3	-0.2	-0.1	0.5	0.1
Hardwood veneer and plywood.....	08	3501	-0.7	0.3	-0.2	-0.1	0.5	0.1
Hardwood veneer, including veneer backed with paper, cloth, or other flexible material.....	08	350102	0.2	-0.3	0.5	-0.3	0.2	0.1
Hardwood plywood.....	08	350104	-1.4	1.3	-1.3	0.1	0.5	0.0
Hardwood veneered panels, including two-ply veneers.....	08	350107	-1.8	-0.3	-0.1	-0.2	1.2	0.1
Other wood products.....	08	4	-0.3	0.3	-0.1	0.0	0.7	0.0

See footnotes at end of table.

Table 7. Producer price index percentage changes for commodity and service groupings and individual items, not seasonally adjusted — Continued
[February 2025]

Title	Commodity code		Unadjusted 12-month percent change ¹	Unadjusted 1-month percent change ¹				
	Group code	Item code		Feb. 2024 to Feb. 2025 ^P	Sept. to Oct.	Oct. to Nov. ^P	Nov. to Dec. ^P	Dec. to Jan. ^P
Wood pallets and pallet containers, wood and metal combination.....	08	41	-3.8	0.5	-0.3	0.0	-0.2	0.0
Wood pallets and pallet containers.....	08	4101	-3.8	0.5	-0.3	0.0	-0.2	0.0
Wood pallets and pallet containers, wood and metal combination.....	08	410101	-3.8	0.5	-0.3	0.0	-0.2	0.0
Wood boxes.....	08	42	4.4	1.1	0.0	0.2	3.5	0.0
Wood boxes.....	08	4201	4.4	1.1	0.0	0.2	3.5	0.0
Nailed and lock-corner wood boxes.....	08	420101	0.1	0.0	0.0	0.0	0.4	0.0
Wood box and crate shook.....	08	420102	-2.3	0.5	0.0	0.4	-1.9	0.0
Other wood container parts and wood containers.....	08	420127	12.6	2.1	0.0	0.0	9.9	0.0
Miscellaneous wood products.....	08	49	2.9	0.0	0.0	0.0	1.1	0.0
Wood ties, siding, shingles, and shakes, and contract sawing of logs owned by others.....	08	4903	-3.4	0.0	0.0	0.0	0.0	0.0
Wood ties, siding, shingles, and shakes, and contract sawing of logs owned by others.....	08	490301	-3.4	0.0	0.0	0.0	0.0	0.0
Sawn wood fence stock, wood lath, and contract resawing and planing.....	08	4904	0.0	0.0	0.0	0.0	0.0	0.0
Sawn wood fence stock, wood lath, and contract resawing and planing.....	08	490401	0.0	0.0	0.0	0.0	0.0	0.0
All other miscellaneous wood products.....	08	4909	3.7	0.0	0.0	0.0	1.3	0.0
All other miscellaneous wood products.....	08	490901	3.7	0.0	0.0	0.0	1.3	0.0
Logs, bolts, timber, pulpwood and wood chips.....	08	5	-0.8	0.0	-0.2	0.0	0.1	0.5
Logs, bolts, timber, pulpwood and wood chips.....	08	51	-0.8	0.0	-0.2	0.0	0.1	0.5
Logs, bolts, timber, pulpwood and wood chips.....	08	5105	-0.8	0.0	-0.2	0.0	0.1	0.5
Logs, bolts, timber and pulpwood.....	08	510502	-1.1	-0.1	-0.1	0.1	0.0	0.6
Wood chips, excluding field chips.....	08	510505	0.1	0.0	-0.7	-0.1	0.4	0.0
Prefabricated wood buildings & components.....	08	6	3.6	1.1	0.1	0.1	2.1	0.3
Prefabricated wood buildings & components.....	08	61	3.6	1.1	0.1	0.1	2.1	0.3
Prefabricated wood buildings and components.....	08	6101	3.6	1.1	0.1	0.1	2.1	0.3
Prefabricated stationary wood buildings, components (not sold as complete units).....	08	610101	6.0	-0.3	-0.3	0.1	6.4	-0.5
Prefabricated stationary wood buildings, precut packages (complete units).....	08	610102	0.3	0.1	-0.2	0.1	-1.6	0.7
Prefabricated stationary wood buildings, shipped in panel form (complete units).....	08	610103	3.3	0.3	0.5	-0.2	5.0	-0.1
Prefabricated stationary wood buildings, shipped in three-dimensional assemblies.....	08	610104	5.5	3.1	0.0	0.4	0.0	0.8
Prefabricated stationary wood buildings, three-dimensional assemblies, residential.....	08	6101041	6.0	3.4	0.0	0.4	0.0	0.8
Prefabricated stationary wood buildings, three-dimensional assemblies, nonresidential.....	08	6101042	0.9	0.0	0.0	0.0	0.0	0.8
Treated wood and contract wood preserving.....	08	7	-2.4	0.1	-0.3	0.2	0.6	-2.3
Treated wood and contract wood preserving.....	08	71	-2.4	0.1	-0.3	0.2	0.6	-2.3
Treated wood.....	08	7101	-2.6	0.1	-0.3	0.2	0.6	-2.4
Wood poles, piles, and posts owned and treated by the same establishment.....	08	710101	-3.8	-0.3	-1.1	0.5	0.8	-3.4
Other wood products owned and treated by the same establishment.....	08	710102	-1.0	0.6	0.7	-0.2	0.3	-1.1
Contract wood preservation.....	08	7102	0.1	0.0	-0.1	0.2	0.1	0.0
Receipts for treating wood owned by others w/ arsenical chemicals, creosote, & other chemicals.....	08	710201	0.1	0.0	-0.1	0.2	0.1	0.0
Pulp, paper, and allied products.....	09	-	2.2	0.0	0.0	-0.2	0.1	0.4
Pulp, paper, and prod., ex. bldg. paper.....	09	1	2.4	-0.1	-0.3	-0.5	0.1	0.4
Wood pulp.....	09	11	4.4	-0.3	-0.5	-2.4	-2.4	-1.2
Wood pulp.....	09	1105	4.4	-0.3	-0.5	-2.4	-2.4	-1.2
Wood pulp.....	09	110501	4.4	-0.3	-0.5	-2.4	-2.4	-1.2
Special alpha and dissolving wood pulp, incl. sulfite and sulfate and other wood pulp.....	09	1105012	6.1	-0.3	-0.6	-2.6	-2.4	-1.3
All other miscellaneous pulp, other than wood, and pulp mill byproducts incl. turpentine.....	09	1105017	-9.9	-0.4	0.0	0.0	-3.1	-0.6
Recyclable paper.....	09	12	-18.5	-13.2	-7.3	-9.2	2.3	0.2
News and other low grade recyclable paper.....	09	1201	-	-	-	-11.4	0.0	-
News and other low grade recyclable paper.....	09	120125	-	-	-	-11.4	0.0	-
Corrugated recyclable paper.....	09	1203	-14.3	-12.0	-6.2	-9.7	3.5	2.9
Corrugated recyclable paper.....	09	120325	-14.3	-12.0	-6.2	-9.7	3.5	2.9
High grade recyclable paper (including pulp substitutes and deinking).....	09	1207	-29.4	-17.2	-12.4	-6.9	-0.6	-5.4
High grade recyclable (including pulp substitutes and deinking).....	09	120725	-29.4	-17.2	-12.4	-6.9	-0.6	-5.4
Paper.....	09	13	2.1	0.5	-0.4	-0.1	-0.5	1.3

See footnotes at end of table.

Table 7. Producer price index percentage changes for commodity and service groupings and individual items, not seasonally adjusted — Continued
[February 2025]

Title	Commodity code		Unadjusted 12-month percent change ¹	Unadjusted 1-month percent change ¹				
	Group code	Item code		Feb. 2024 to Feb. 2025 ^P	Sept. to Oct.	Oct. to Nov. ^P	Nov. to Dec. ^P	Dec. to Jan. ^P
Writing and printing papers.....	09	1301	2.1	1.0	-0.2	-0.1	-0.4	0.9
Bleached bristol, clay-coated, uncoated, and industrial converted paper.....	09	130119	1.9	1.3	-0.2	-0.1	-0.5	1.0
Printing paper, coated at establishments other than where paper was produced.....	09	130120	—	—	0.0	0.0	0.0	—
Newsprint.....	09	1302	-4.1	0.8	0.0	0.0	0.0	0.0
Newsprint.....	09	130291	-4.1	0.8	0.0	0.0	0.0	0.0
Packaging and industrial converting paper.....	09	1303	1.0	0.1	-0.7	-0.1	-0.8	1.2
Coated and laminated single and multi-web paper.....	09	130321	-0.1	-0.4	0.0	0.4	-0.2	0.0
Single-web paper, rolls and sheets, including waxed, for flexible packaging uses.....	09	1303211	-1.1	-1.3	0.0	0.1	0.1	0.0
Multiweb laminated rolls and sheets, except foil, for flexible packaging uses.....	09	1303214	0.9	0.4	0.0	0.7	-0.4	-0.1
Coated and laminated single and multi-web film.....	09	130322	1.8	0.2	-0.6	0.0	-1.2	1.7
Single-web film, rolls, and sheets, including coextruded, for flexible packaging uses.....	09	130322A	2.2	0.4	-0.7	0.0	-1.1	2.2
Single-web film, rolls, and sheets for flexible packaging uses.....	09	130322A1	2.3	0.4	-0.5	0.0	-1.2	2.5
Coextruded single-web film, for flexible packaging uses.....	09	130322A2	2.1	0.0	-1.3	0.0	-0.8	0.9
All other coated and processed papers.....	09	1305	9.7	0.1	-0.8	-0.4	1.1	4.7
Other coated and processed papers, except for packaging uses.....	09	130506	9.8	0.1	-1.0	-0.5	1.3	3.5
Paperboard.....	09	14	6.3	0.6	0.2	-0.1	0.8	0.6
Corrugated paperboard in sheets and rolls, lined and unlined.....	09	1405	5.8	0.1	0.0	1.6	1.6	0.0
Corrugated paperboard in sheets and rolls, lined and unlined.....	09	140551	5.8	0.1	0.0	1.6	1.6	0.0
Paperboard, excluding corrugated paperboard in sheets and rolls.....	09	1411	6.4	0.8	0.3	-0.4	0.6	0.8
Recycled paperboard.....	09	141105	8.0	0.3	0.3	0.5	0.5	0.0
Unbleached kraft packaging and industrial converting paperboard.....	09	141107	8.0	1.3	0.4	-1.0	0.9	1.4
Bleached packaging and industrial converting paperboard.....	09	141112	0.5	0.0	0.0	0.0	0.0	0.0
Converted paper and paperboard products.....	09	15	2.5	0.4	0.0	-0.2	0.1	0.2
Sanitary paper products, including stock.....	09	1501	0.4	0.2	0.1	-0.8	0.0	0.1
Sanitary paper products, including stock.....	09	150123	0.4	0.2	0.1	-0.8	0.0	0.1
Sanitary tissue paper products, made in paper mills.....	09	1501233	-0.3	-0.2	0.1	-1.3	0.0	0.1
Disposable diapers and similar disposable products, purchased sanitary paper stock and wadding.....	09	1501234	1.2	0.0	0.0	0.0	0.0	0.0
Sanitary tissue paper products, made from purchased sanitary paper stock or wadding.....	09	1501235	1.2	1.1	0.0	-0.4	0.1	0.2
Paper, plastic, and foil bags.....	09	1502	-0.3	0.2	-1.3	-0.4	-0.1	0.5
Specialty bags, pouches and liners.....	09	150216	-0.4	0.2	-1.4	-0.4	-0.2	0.7
Single-web film specialty bags, pouches, and liners.....	09	1502162	-0.7	0.2	-1.6	-0.5	-0.2	0.5
Polyethylene grocery and variety bags and pouches.....	09	15021621	7.3	0.0	-0.2	0.0	0.0	4.4
Polyethylene refuse bags.....	09	15021622	1.8	1.4	-0.1	-0.2	-1.0	0.1
Other polyethylene bags, pouches, and liners.....	09	15021625	-7.5	-0.9	-5.0	-1.1	0.2	-1.0
Coextruded single-web film specialty bags, pouches, & liners.....	09	15021626	-0.2	1.8	0.0	-1.0	-1.0	0.0
Multiweb film/film combination specialty bags, pouches and liners.....	09	1502163	-6.6	-1.1	0.0	0.0	0.0	0.0
Uncoated single-web paper grocers' bags and sacks and variety and shopping bags.....	09	150217	0.8	0.5	-0.2	0.3	0.1	-0.9
Shipping sacks and multiwall bags, all materials, except textiles.....	09	1502183	—	—	-0.2	0.0	-0.2	0.0
Paper boxes and containers.....	09	1503	4.7	0.9	0.3	0.1	0.3	0.1
Corrugated shipping containers.....	09	150301	7.1	1.3	0.0	0.1	0.6	0.0
Corrugated shipping containers for food and beverages and carryout boxes for retail food.....	09	1503011	7.4	1.9	0.0	0.2	0.6	0.0
Corrugated shipping containers for paper and allied products.....	09	1503012	5.5	0.1	0.0	0.0	0.0	0.0
Corrugated shipping containers for metal and electrical machinery.....	09	1503013	7.5	0.0	0.0	0.0	3.2	0.0
Corrugated shipping containers for all other end uses.....	09	1503014	7.2	1.6	0.0	0.0	0.0	0.0
Setup (rigid) paperboard boxes.....	09	150322	3.9	-1.3	0.0	0.0	0.0	3.1
Folding paperboard boxes, packaging, and packaging components.....	09	150336	0.4	0.2	0.9	0.1	-1.1	0.1
Folding paperboard boxes, packaging, and packaging components.....	09	15033601	0.4	0.2	0.9	0.1	-1.1	0.1
Paperboard fiber drums with ends of any material.....	09	150337	5.6	-0.9	0.8	0.0	0.0	-0.1
Other corrugated and solid fiber products, including containers, pallets, pads, etc.....	09	1504	6.6	0.3	-0.4	0.0	0.0	0.0
Other corrugated and solid fiber products, including containers, pallets, pads, etc.....	09	150441	6.6	0.3	-0.4	0.0	0.0	0.0
Office supplies and accessories.....	09	1506	2.1	-0.9	0.4	0.4	-0.2	1.1
Envelopes.....	09	150636	5.5	0.2	-0.2	-0.1	2.9	1.3
Die-cut paper and paperboard office supplies.....	09	150646	4.6	0.0	0.0	0.0	1.2	3.6
Paper supplies for business machines and other misc. unprinted office supplies.....	09	150655	-1.9	-4.3	2.2	1.6	-5.8	0.6
Tablets, pads, and related products.....	09	150657	-1.9	-0.2	0.0	0.0	0.0	0.0
Fiber cans, tubes, and similar fiber products.....	09	1507	1.7	0.0	0.1	-0.1	0.2	0.3

See footnotes at end of table.

Table 7. Producer price index percentage changes for commodity and service groupings and individual items, not seasonally adjusted — Continued
[February 2025]

Title	Commodity code		Unadjusted 12-month percent change ¹	Unadjusted 1-month percent change ¹				
	Group code	Item code		Feb. 2024 to Feb. 2025 ^P	Sept. to Oct.	Oct. to Nov. ^P	Nov. to Dec. ^P	Dec. to Jan. ^P
Fiber cans, all fiber and composite.....	09	150731	0.6	0.0	-0.1	-0.2	-0.1	-0.6
Fiber cores and tubes.....	09	150732	2.3	0.0	0.2	0.0	0.4	0.7
Paperboard cones, reels, spools, bobbins, blocks, and all vulcanized fiber products.....	09	150733	0.0	0.0	0.0	0.0	0.0	0.0
Molded pulp goods, including egg cartons, florists pots, food trays, etc....	09	1508	3.2	-0.3	1.2	-0.4	-0.9	0.8
Molded pulp goods, including egg cartons, florists pots, food trays, etc.....	09	150814	3.2	-0.3	1.2	-0.4	-0.9	0.8
Miscellaneous converted paper and paperboard products.....	09	1509	0.0	-0.1	-0.3	0.2	0.2	0.0
Pasted, lined, laminated, or surface-coated paperboard.....	09	150901	1.2	0.0	0.0	0.0	1.1	0.0
Wallcoverings.....	09	150902	1.9	0.0	0.0	0.0	0.0	0.0
Other sanitary paper products & misc. converted paper & paperboard products.....	09	150999	-0.4	-0.2	-0.3	0.3	0.1	0.0
Miscellaneous converted paper and paperboard products.....	09	1509992	-0.4	-0.2	-0.4	0.3	0.1	0.0
Pressure-sensitive products.....	09	16	1.5	0.2	0.4	-0.1	0.5	-0.4
Pressure-sensitive products.....	09	1601	1.5	0.2	0.4	-0.1	0.5	-0.4
Pressure-sensitive products.....	09	160101	1.5	0.2	0.4	-0.1	0.5	-0.4
Building paper & building board mill prods.....	09	2	-5.9	-0.3	6.4	4.4	-4.2	-0.5
Hardboard, particleboard & fiberboard prods.....	09	22	-5.9	-0.3	6.4	4.4	-4.2	-0.5
Particleboard and fiberboard.....	09	2201	-6.3	-0.3	6.7	4.6	-4.3	-0.7
Particleboard made from particleboard produced at the same location...	09	220125	3.2	0.4	-0.1	0.1	-1.1	0.0
Medium density fiberboard (MDF) made from MDF produced at the same location.....	09	220131	-	0.0	-0.1	-0.2	-1.2	-
Prefinished particleboard and medium density fiberboard (MDF) made from purchased materials.....	09	220141	-9.0	-0.4	0.0	-2.8	-1.3	-2.2
Hardboard products.....	09	2202	2.4	0.0	0.0	-0.6	-0.5	3.8
Hardboard products.....	09	220206	2.4	0.0	0.0	-0.6	-0.5	3.8
Publications, printed matter and printing material.....	09	4	2.4	0.2	0.0	0.1	0.5	0.3
Books printing.....	09	44	2.5	0.6	-0.1	1.2	0.8	0.0
Books printing.....	09	4401	2.5	0.6	-0.1	1.2	0.8	0.0
Books printing.....	09	440114	2.5	0.6	-0.1	1.2	0.8	0.0
Textbook printing and binding.....	09	4401141	2.4	0.0	-0.3	0.0	2.2	0.0
Technical, scientific, & professional book printing & binding.....	09	4401143	5.3	-0.3	-0.9	1.2	0.0	0.0
Religious book printing and binding.....	09	4401145	2.3	0.0	-0.2	0.7	0.4	0.0
General book (trade, etc.) printing and binding.....	09	4401147	1.1	0.0	0.0	2.5	0.0	0.0
Other book and pamphlet printing and binding.....	09	440114E	2.4	0.0	0.0	0.0	2.1	0.0
Manifold business forms printing.....	09	45	-	0.0	0.0	-	-	-
Manifold business forms printing.....	09	4501	-	0.0	0.0	-	-	-
Manifold business forms printing, excluding checkbooks.....	09	450105	-	0.0	0.0	-	-	-
Commercial printing.....	09	47	2.4	0.2	0.0	0.0	0.5	0.4
Magazine and periodical printing.....	09	4701	1.8	-0.4	0.0	0.0	-0.4	2.9
Magazine and periodical printing (lithographic).....	09	470102	1.8	-0.4	0.0	0.0	-0.4	2.9
Label and wrapper printing for packaging.....	09	4702	1.3	0.2	0.0	0.0	0.4	0.0
Label and wrapper printing (lithographic).....	09	470202	2.0	0.6	0.0	0.0	0.0	0.0
Label and wrapper printing (flexographic).....	09	470205	1.2	0.1	0.0	0.0	0.6	0.0
Catalog and directory printing.....	09	4703	0.0	-1.1	0.0	1.1	-0.1	0.0
Catalog and directory printing (lithographic).....	09	470302	0.0	-1.1	0.0	1.1	-0.1	0.0
Advertising printing.....	09	4705	1.1	-0.1	0.0	0.1	-0.3	0.0
Advertising printing (lithographic).....	09	470506	1.2	-0.1	0.0	0.1	-0.3	0.0
Other general job printing.....	09	4706	1.1	0.1	0.0	0.0	0.1	0.2
Quick printing.....	09	470604	-	0.0	0.0	0.0	-	-
Other commercial and general job printing.....	09	470609	-0.4	0.1	0.0	0.0	0.1	0.3
Other commercial and general job printing (lithographic).....	09	4706091	-0.7	0.0	0.0	0.0	0.0	0.3
All other commercial and general job printing.....	09	4706094	2.9	1.4	0.0	0.0	1.5	0.0
Other commercial printing, incl. screen, engraving, digital, & general job exc. labels/wrappers.....	09	4711	5.0	0.7	0.0	-0.2	1.4	0.4
Commercial screen printing, excluding on garments, apparel accessories, & other fabric articles.....	09	471101	3.1	0.0	0.0	0.0	0.1	0.0
Screen printing (excluding on textiles, apparel, apparel accessories, and labels).....	09	4711012	3.1	0.0	0.0	0.0	0.1	0.0
Other commercial and general job screen printing.....	09	47110123	0.6	0.0	0.0	0.0	0.2	0.0
Digital printing.....	09	471103	5.3	0.5	0.0	-0.3	1.5	0.5
Blankbooks, binders, and bookbinding work.....	09	48	3.1	0.4	0.2	0.2	0.1	0.1
Tradebinding and related work.....	09	4802	5.1	0.7	0.3	0.3	0.2	0.1
Miscellaneous binding and postpress work, incl. collating, perforating, folding, gluing, etc.....	09	480203	0.7	0.5	0.0	0.0	0.0	0.0

See footnotes at end of table.

Table 7. Producer price index percentage changes for commodity and service groupings and individual items, not seasonally adjusted — Continued
[February 2025]

Title	Commodity code		Unadjusted 12-month percent change ¹	Unadjusted 1-month percent change ¹				
	Group code	Item code		Feb. 2024 to Feb. 2025 ^P	Sept. to Oct.	Oct. to Nov. ^P	Nov. to Dec. ^P	Dec. to Jan. ^P
Softcover, pamphlet, sample book, and other binding of books and materials printed elsewhere.....	09	480204	2.6	0.3	0.1	0.2	0.1	0.2
Services for the printing trade.....	09	49	0.0	0.0	0.0	0.0	0.0	0.0
Prepress services, including platemaking.....	09	4905	0.0	0.0	0.0	0.0	0.0	0.0
Prepress services, excl platemaking (incl film, assembled flats, color sep., typesetting, etc.).....	09	490501	0.0	0.0	0.0	0.0	0.0	0.0
Printing plates and cylinders, prepared for printing (excl blank plates and blank cylinders).....	09	490502	0.0	0.0	0.0	0.0	0.0	0.0
Metals and metal products.....	10	—	-0.5	0.9	0.2	-0.9	0.5	1.8
Iron and steel.....	10	1	-13.0	0.9	1.1	-2.8	-0.1	3.9
Iron ores.....	10	11	-3.8	1.0	0.6	0.3	0.3	0.0
Iron ores.....	10	1105	-3.8	1.0	0.6	0.3	0.3	0.0
Iron ores.....	10	110555	-3.8	1.0	0.6	0.3	0.3	0.0
Iron and steel scrap.....	10	12	-0.3	1.9	0.3	-2.5	5.6	10.7
Carbon steel scrap.....	10	1211	-0.7	2.2	0.3	-2.8	6.1	11.6
Heavy melting scrap.....	10	121191	—	—	—	—	—	—
Carbon steel scrap bundles.....	10	121192	-5.2	3.2	-0.6	-3.3	4.8	9.2
Shredded carbon steel scrap.....	10	121193	-3.7	2.6	0.2	-2.9	5.4	10.6
Cut plate and structural scrap.....	10	121194	1.5	6.1	-2.7	-2.9	5.5	10.2
Stainless and other alloy steel scrap.....	10	1212	1.6	-0.1	0.8	-0.9	-0.3	-0.1
Stainless and other alloy steel scrap.....	10	121208	1.6	-0.1	0.8	-0.9	-0.3	-0.1
Cast iron scrap.....	10	1213	6.2	-1.5	0.6	1.5	5.7	7.3
Cast iron scrap.....	10	121308	6.2	-1.5	0.6	1.5	5.7	7.3
Foundry and forge shop products.....	10	15	-1.1	-0.2	0.1	-0.3	0.4	0.7
Pressure and soil pipe and fittings, cast iron.....	10	1502	5.1	0.0	0.5	0.0	1.3	3.2
Cast iron pressure and soil pipe and fittings, except ductile pressure pipe.....	10	150227	0.3	0.0	0.3	0.0	0.1	0.0
Other gray and ductile iron castings.....	10	1504	-0.4	0.1	0.1	0.0	0.2	0.5
Ductile iron castings (excluding pressure pipe & fittings).....	10	150413	-1.2	0.2	0.1	0.0	0.2	0.4
Gray iron castings (including molds and stools for heavy steel ingots).....	10	150419	0.6	-0.1	0.1	0.0	0.2	0.5
Standard and pearlitic malleable iron castings.....	10	1505	-2.2	0.0	0.0	0.0	2.4	0.0
Standard and pearlitic malleable iron castings.....	10	150501	-2.2	0.0	0.0	0.0	2.4	0.0
Steel investment castings.....	10	1506	2.7	0.0	0.1	0.6	0.1	2.0
Steel investment castings.....	10	150624	2.7	0.0	0.1	0.6	0.1	2.0
Carbon steel castings, except investment.....	10	1507	-1.9	-0.8	0.0	0.0	0.9	0.0
Carbon steel castings, except investment.....	10	150701	-1.9	-0.8	0.0	0.0	0.9	0.0
High alloy steel castings, excluding investment.....	10	1508	-8.2	-2.7	0.1	0.0	0.0	0.1
High alloy steel castings, excluding investment.....	10	150801	-8.2	-2.7	0.1	0.0	0.0	0.1
Other alloy steel castings, except investment.....	10	1509	0.0	0.0	0.0	0.0	0.0	0.0
Other alloy steel castings, except investment.....	10	150901	0.0	0.0	0.0	0.0	0.0	0.0
Other forge shop products.....	10	1513	-3.1	-0.1	0.0	-1.2	0.5	0.2
Closed die forgings, ferrous.....	10	151359	-2.9	0.0	0.0	-1.3	1.1	0.2
Hot impression die impact, press and upset steel forgings.....	10	15135912	-3.0	0.0	0.0	-1.4	1.2	0.2
Hot impression die impact, press, and upset carbon steel forgings.....	10	151359121	-7.1	0.4	0.0	-2.8	0.4	0.4
Hot impression die impact, press, & upset alloy steel forgings, except stainless and high temp.....	10	151359122	0.7	-0.3	0.1	-0.2	1.9	0.0
Steel mill products.....	10	17	-18.9	0.9	1.5	-3.6	-1.9	2.7
Semifinished steel mill products.....	10	1702	-18.5	-1.9	0.3	-2.6	-1.6	1.2
Hot rolled steel bars, plates, and structural shapes.....	10	1704	-12.6	0.2	-1.8	0.2	-1.1	-2.4
Hot rolled steel bars, plates, and structural shapes, carbon.....	10	170410	-13.3	0.3	-2.0	0.3	-1.0	-2.6
Steel wire.....	10	1705	-6.4	-0.1	0.2	0.3	-0.9	0.5
Steel wire, carbon.....	10	170501	-6.2	-0.2	0.2	0.1	-0.3	0.5
Steel pipe and tube.....	10	1706	-11.0	0.3	0.0	-0.8	-1.3	-0.7
Steel pipe and tube, carbon.....	10	170652	-13.1	0.4	0.1	-0.9	-1.4	-1.1
Steel pipe and tube, stainless steel.....	10	170674	-4.7	0.2	0.1	0.3	-1.4	1.2
Cold rolled steel sheet and strip.....	10	1707	-29.3	-2.7	3.5	-4.1	-2.4	2.1
Cold rolled steel sheet and strip.....	10	170710	-29.3	-2.7	3.5	-4.1	-2.4	2.1
Cold finished steel bars and bar shapes.....	10	1708	-8.5	-0.8	0.3	-0.4	-0.8	-0.1
Cold finished steel bars and bar shapes.....	10	170810	-8.5	-0.8	0.3	-0.4	-0.8	-0.1
Electrometallurgical ferroalloy products.....	10	1712	1.9	0.0	0.9	2.1	-1.4	-0.4
Electrometallurgical ferroalloy products.....	10	171201	1.9	0.0	0.9	2.1	-1.4	-0.4
Nonferrous metals.....	10	2	12.9	2.4	-0.4	-0.4	1.5	2.1
Nonferrous metal ores.....	10	21	17.6	3.8	-2.5	-3.0	5.7	2.6

See footnotes at end of table.

Table 7. Producer price index percentage changes for commodity and service groupings and individual items, not seasonally adjusted — Continued
[February 2025]

Title	Commodity code		Unadjusted 12-month percent change ¹	Unadjusted 1-month percent change ¹				
	Group code	Item code		Feb. 2024 to Feb. 2025 ^P	Sept. to Oct.	Oct. to Nov. ^P	Nov. to Dec. ^P	Dec. to Jan. ^P
Primary nonferrous metals.....	10	22	21.2	2.8	-2.3	0.8	0.6	6.2
Primary nonferrous metals.....	10	2201	21.2	2.8	-2.3	0.8	0.6	6.2
Nonferrous scrap.....	10	23	16.6	3.6	-0.7	1.1	0.3	2.3
Copper base scrap.....	10	2301	11.5	3.8	-3.2	1.2	0.5	2.9
No. 1 copper scrap, including wire.....	10	230101	13.5	3.1	-3.7	1.6	1.0	4.1
No. 2 copper scrap, including wire.....	10	230102	15.1	6.3	-4.2	0.1	0.8	2.6
Yellow brass scrap.....	10	230103	2.9	3.7	-1.0	0.8	-1.1	-0.6
Aluminum base scrap.....	10	2302	20.4	5.1	2.9	0.4	1.4	0.6
Used beverage can scrap.....	10	230205	56.8	5.9	4.8	1.4	1.4	2.6
Other nonferrous scrap (including lead, zinc and precious metals).....	10	2303	18.2	1.5	-2.4	2.1	-1.3	4.1
Other nonferrous scrap (including lead, zinc and precious metals).....	10	230309	18.2	1.5	-2.4	2.1	-1.3	4.1
Secondary nonferrous metals.....	10	24	15.2	3.1	-0.5	1.1	-1.6	2.5
Secondary aluminum.....	10	2402	7.4	1.1	1.0	0.0	-0.5	0.7
Secondary aluminum.....	10	240229	7.4	1.1	1.0	0.0	-0.5	0.7
Secondary copper, alloyed and unalloyed.....	10	2403	14.8	1.7	-0.5	0.7	-1.6	1.0
Secondary copper, alloyed and unalloyed.....	10	240339	14.8	1.7	-0.5	0.7	-1.6	1.0
Secondary precious metals.....	10	2406	43.1	6.9	-2.7	3.1	-1.0	8.4
Secondary precious metals.....	10	240669	43.1	6.9	-2.7	3.1	-1.0	8.4
All other miscellaneous secondary nonferrous metals, including lead and zinc.....	10	2408	-0.2	3.8	-1.0	1.1	-5.5	-1.5
All other miscellaneous secondary nonferrous metals, including lead and zinc.....	10	240801	-0.2	3.8	-1.0	1.1	-5.5	-1.5
Nonferrous mill shapes.....	10	25	11.2	1.4	2.0	0.0	0.9	1.1
Aluminum mill shapes.....	10	2501	10.7	1.6	2.4	0.8	0.1	1.0
Extruded aluminum shapes, including rod, bar, and wire.....	10	250162	7.6	0.9	1.7	1.0	0.3	0.7
Copper and brass mill shapes.....	10	2502	14.5	2.0	2.2	-1.8	1.3	1.8
Copper and copper alloy rod, bar and shapes.....	10	250238	14.0	3.3	0.0	-3.0	1.9	2.7
Copper and copper alloy pipe and tube.....	10	250239	-	0.0	-	-	-	-
Nickel and nickel-base alloy mill shapes.....	10	2504	-3.0	-1.7	-1.0	1.3	-1.1	-1.4
Nickel and nickel-base alloy mill shapes.....	10	250466	-3.0	-1.7	-1.0	1.3	-1.1	-1.4
Titanium and titanium-base alloy mill shapes.....	10	2505	10.8	0.7	0.0	0.0	7.6	-0.9
Titanium and titanium-base alloy mill shapes.....	10	250505	10.8	0.7	0.0	0.0	7.6	-0.9
Other nonferrous mill shapes.....	10	2519	10.8	0.0	0.3	0.4	1.3	2.4
All other nonferrous metal mill shapes, except precious metal.....	10	251935	3.3	0.0	0.4	-0.1	-0.1	0.7
Nonferrous wire and cable.....	10	26	5.8	1.6	-1.1	-1.3	0.4	1.8
Nonferrous wire and cable.....	10	2603	5.8	1.6	-1.1	-1.3	0.4	1.8
Electronic wire and cable.....	10	260301	4.5	0.9	-1.1	-2.5	-0.7	6.8
Copper wire and cable.....	10	260314	8.6	2.8	-1.9	-1.9	0.9	2.0
Power wire and cable.....	10	260332	0.7	-0.2	-0.3	-0.6	0.6	-0.5
Fiber optic cable.....	10	260333	-0.3	0.0	0.0	-0.7	0.0	0.0
Other wire and cable.....	10	260398	4.9	-0.3	0.8	2.3	-1.4	-0.4
Nonferrous forge shop products.....	10	27	6.5	0.1	0.0	0.0	0.7	3.5
Nonferrous forge shop products.....	10	2701	6.5	0.1	0.0	0.0	0.7	3.5
Nonferrous forge shop products.....	10	270111	6.5	0.1	0.0	0.0	0.7	3.5
Hot impression die, impact, press and upset aluminum and other nonferrous forgings.....	10	2701111	7.1	0.2	0.0	0.0	0.8	3.9
Hot impression die, impact, press and upset aluminum and aluminum alloy forgings.....	10	27011111	8.6	0.1	0.0	0.0	1.5	4.2
Hot impression die, impact, press and upset titanium and titanium alloy forgings.....	10	27011112	5.6	0.0	0.0	0.0	0.0	4.2
Other nonferrous hot impression die impact, press, and upset forgings.....	10	27011113	6.3	1.2	0.0	0.0	0.3	0.0
Nonferrous foundry shop products.....	10	28	4.7	0.3	0.0	-0.2	1.8	-0.1
Aluminum castings.....	10	2802	4.0	0.1	0.0	-0.1	1.3	0.1
Aluminum die-castings.....	10	280207	2.9	0.2	-0.1	-0.1	-0.1	0.0
Aluminum castings, excluding die-castings.....	10	280208	5.8	0.0	0.0	0.0	3.5	0.2
Castings, nonferrous (except aluminum).....	10	2807	6.0	0.6	0.1	-0.5	2.9	-0.3
Castings, nonferrous (except aluminum).....	10	280701	6.0	0.6	0.1	-0.5	2.9	-0.3
Nonferrous die-castings (except aluminum).....	10	2807011	-0.8	0.4	0.6	-0.2	0.1	-0.7
Copper base castings (excluding die-castings).....	10	2807013	10.5	1.5	-0.2	-1.1	0.7	-0.3
Metal containers.....	10	3	1.3	-0.4	-0.2	0.0	1.4	0.2
Metal cans and can components.....	10	31	1.4	-0.3	-0.2	0.1	1.7	0.0
Steel cans and tinware end products.....	10	3102	0.5	0.0	-0.4	0.1	2.0	0.0
Steel cans and tinware end products.....	10	310231	0.5	0.0	-0.4	0.1	2.0	0.0

See footnotes at end of table.

Table 7. Producer price index percentage changes for commodity and service groupings and individual items, not seasonally adjusted — Continued
[February 2025]

Title	Commodity code		Unadjusted 12-month percent change ¹	Unadjusted 1-month percent change ¹				
	Group code	Item code		Feb. 2024 to Feb. 2025 ^P	Sept. to Oct.	Oct. to Nov. ^P	Nov. to Dec. ^P	Dec. to Jan. ^P
Aluminum cans and can components.....	10	3103	2.1	-0.5	0.0	0.0	1.5	0.0
Aluminum cans and can components.....	10	310331	2.1	-0.5	0.0	0.0	1.5	0.0
Barrels, drums, pails and other metal containers.....	10	32	0.5	-0.8	-0.5	0.0	0.0	1.2
Barrels, drums, pails and other metal containers.....	10	3201	0.5	-0.8	-0.5	0.0	0.0	1.2
All other metal containers.....	10	320107	2.3	0.0	0.0	0.0	0.0	2.0
Hardware.....	10	4	1.2	0.4	0.1	0.4	0.1	0.3
Hardware, n.e.c.....	10	41	0.3	0.3	0.1	0.0	0.1	0.4
Builders' hardware.....	10	4101	1.0	0.0	0.0	0.0	0.0	0.7
Builders' hardware (lock units, key blanks, door & window hardware, cabinet hardware, etc.).....	10	410104	1.0	0.0	0.0	0.0	0.0	0.7
Transportation equipment hardware.....	10	4103	1.1	0.8	0.0	0.0	0.6	0.0
Furniture hardware.....	10	4104	2.0	0.8	1.1	0.4	-0.8	0.1
Furniture hardware.....	10	410411	2.0	0.8	1.1	0.4	-0.8	0.1
Other miscellaneous hardware.....	10	4105	-6.6	0.0	0.0	0.0	-0.1	0.9
Other miscellaneous hardware.....	10	410502	-6.6	0.0	0.0	0.0	-0.1	0.9
Hand and edge tools.....	10	42	3.0	0.5	0.2	1.2	0.0	0.1
Hand and edge tools.....	10	4201	3.0	0.5	0.2	1.2	0.0	0.1
Mechanics hand service tools.....	10	420135	4.5	0.4	0.3	0.8	0.2	0.3
Edge tools, hand operated.....	10	420145	1.8	0.0	0.0	0.0	0.0	0.0
All other misc handtools, including cutting dies, machine & power-driven (except metal cutting).....	10	420155	3.9	1.0	0.2	2.3	0.0	0.0
Plumbing fixtures and fittings.....	10	5	2.2	0.0	0.0	-0.8	2.2	0.2
Plumbing fixture fittings and trim.....	10	54	2.6	0.0	0.0	0.0	2.1	0.0
Plumbing fixtures, fittings, and trim.....	10	5402	2.6	0.0	0.0	0.0	2.1	0.0
Lavatory and sink fittings.....	10	540218	0.4	0.0	0.0	0.0	0.3	0.0
Miscellaneous plumbing fixtures, fittings, and trim.....	10	540223	5.2	0.0	0.0	0.0	4.7	0.0
Heating equipment.....	10	6	2.5	0.1	0.0	0.0	0.3	0.1
Steam and hot water equipment.....	10	61	6.9	0.0	0.0	0.1	0.2	0.1
Steam and hot water equipment.....	10	6101	6.9	0.0	0.0	0.1	0.2	0.1
Cast iron heating boilers, radiators and convectors.....	10	610106	7.4	0.0	0.0	0.1	0.3	0.1
Furnaces and heaters, including parts.....	10	62	0.4	-0.1	0.0	0.0	0.0	0.1
Furnaces and heaters, including parts.....	10	6201	0.4	-0.1	0.0	0.0	0.0	0.1
Furnaces and heaters, including parts.....	10	620146	0.4	-0.1	0.0	0.0	0.0	0.1
Floor and wall furnaces, unit heaters, infrared heaters, & mechanical stokers, including parts.....	10	6201462	0.0	-0.3	0.0	0.0	0.0	0.1
Other heating equipment, non-electric, including parts.....	10	63	3.5	0.5	0.1	0.1	1.0	0.3
Other heating equipment, non-electric, including parts.....	10	6301	3.5	0.5	0.1	0.1	1.0	0.3
Other heating equipment, non-electric, including parts.....	10	630161	3.5	0.5	0.1	0.1	1.0	0.3
Domestic heating stoves.....	10	64	0.0	0.0	0.0	0.0	0.0	0.0
Domestic heating stoves.....	10	6401	0.0	0.0	0.0	0.0	0.0	0.0
Domestic heating stoves.....	10	640141	0.0	0.0	0.0	0.0	0.0	0.0
Domestic water heaters.....	10	66	3.6	0.0	0.0	0.0	0.1	0.0
Domestic water heaters.....	10	6601	3.6	0.0	0.0	0.0	0.1	0.0
Household water heaters, electric, for permanent installation.....	10	660101	4.0	0.0	0.0	0.0	0.1	0.0
Household water heaters, except electric.....	10	660114	3.4	0.0	0.0	0.0	0.2	0.0
Fabricated structural metal products.....	10	7	-0.9	0.1	0.0	0.0	0.1	0.5
Metal doors, sash, and trim.....	10	71	1.9	1.1	-0.1	0.0	0.1	0.1
Metal doors and frames (except storm).....	10	7102	2.7	1.6	0.1	0.0	-0.1	0.1
Metal doors and frames (except storm).....	10	710209	2.7	1.6	0.1	0.0	-0.1	0.1
Metal windows (except storm sash).....	10	7103	-0.6	0.1	-1.1	0.0	0.0	0.0
Metal windows (except storm sash).....	10	710313	-0.6	0.1	-1.1	0.0	0.0	0.0
Metal molding and trim and store fronts.....	10	7104	0.0	0.0	0.0	0.0	0.0	0.0
Metal molding and trim and store fronts.....	10	710413	0.0	0.0	0.0	0.0	0.0	0.0
Metal combination screen, storm sash, and storm doors.....	10	7105	2.9	0.0	0.0	0.0	2.9	0.0
Metal combination screen, storm sash, and storm doors.....	10	710515	2.9	0.0	0.0	0.0	2.9	0.0
Metal window and door screens (except combination screens) and metal weather strip.....	10	7107	-	0.0	0.0	0.0	0.0	-
Metal window and door screens (except combination screens) and metal weather strip.....	10	710717	-	0.0	0.0	0.0	0.0	-
Metal tanks.....	10	72	11.1	0.0	0.0	0.0	0.3	0.0
Metal tanks.....	10	7201	11.1	0.0	0.0	0.0	0.3	0.0
Metal tanks, heavy gauge, including field-erected.....	10	720123	11.1	0.0	0.0	0.0	0.3	0.0

See footnotes at end of table.

Table 7. Producer price index percentage changes for commodity and service groupings and individual items, not seasonally adjusted — Continued
 [February 2025]

Title	Commodity code		Unadjusted 12-month percent change ¹	Unadjusted 1-month percent change ¹				
	Group code	Item code		Feb. 2024 to Feb. 2025 ^P	Sept. to Oct.	Oct. to Nov. ^P	Nov. to Dec. ^P	Dec. to Jan. ^P
Sheet metal products.....	10	73	0.5	-0.2	-0.3	-0.3	0.3	1.0
Sheet metal products.....	10	7301	0.5	-0.2	-0.3	-0.3	0.3	1.0
Sheet metal air-conditioning ducts and stove pipe.....	10	730120	-0.1	0.0	0.0	0.0	0.1	0.0
Sheet metal electronic enclosures.....	10	7301C	2.8	0.0	0.0	0.1	0.0	2.3
Steel sheet metal computer & peripheral equipment enclosures.....	10	7301C1	2.0	-0.1	0.0	0.0	0.0	2.2
Aluminum sheet metal computer & peripheral equipment enclosures.....	10	7301C2	6.4	0.0	-0.4	0.0	0.0	6.6
Other sheet metal electronic enclosures (excl. computers).....	10	7301C3	2.4	0.0	0.0	0.1	-0.1	0.9
Other sheet metal work.....	10	7301G	2.2	-0.1	0.4	-0.1	0.2	0.5
Aluminum and other sheet metal work.....	10	7301G3	1.6	-0.3	0.7	-0.1	0.2	1.0
Structural, architectural, and pre-engineered metal products.....	10	74	-6.0	0.0	0.2	0.0	0.0	0.6
Fabricated structural metal.....	10	7405	-9.5	0.1	0.1	0.0	0.0	0.4
Fabricated structural metal bar joists and concrete reinforcing bars.....	10	74051	-25.8	-1.5	-0.5	-0.7	0.1	-0.6
Fabricated structural iron & steel for industrial bldgs metal bar joists, short span.....	10	740510	-0.8	-0.6	0.3	-0.4	0.9	-1.4
Fabricated structural iron & steel for commercial, residential, institutional, & public bldgs.....	10	740514	-32.4	-1.9	-0.8	-0.8	-0.2	-0.3
Other fabricated structural metal, including for bridges.....	10	74055	4.5	1.2	0.4	0.4	-0.1	1.1
Fabricated structural metal for bridges.....	10	740553	-0.5	-4.7	-2.1	5.1	0.0	0.7
Other fabricated structural iron and steel, aluminum, and other metals..	10	740554	5.0	1.7	0.6	0.0	-0.1	1.1
Custom roll form products.....	10	7407	-11.2	-0.9	0.0	0.3	0.0	0.0
Custom roll form products.....	10	740775	-11.2	-0.9	0.0	0.3	0.0	0.0
Ornamental and architectural metal work.....	10	7408	8.7	0.1	0.7	0.0	0.0	1.3
Iron, steel, and aluminum stairs, staircases and fire escapes.....	10	740803	18.8	0.1	0.1	0.0	0.0	1.0
Steel and aluminum fences, gates (not wire), and railings and window guards.....	10	740813	6.9	0.0	0.1	0.0	0.0	0.6
Open metal flooring, grating and studs.....	10	740814	-	1.2	1.6	0.0	0.0	9.5
Other architectural and ornamental metal work.....	10	74082	1.2	0.0	0.0	0.0	0.0	0.3
Other aluminum and metal architectural and ornamental work.....	10	740821	1.7	0.0	0.0	0.0	0.0	0.4
Other iron and steel architectural and ornamental work.....	10	740822	-	0.0	0.0	-0.1	0.1	0.3
Fabricated metal pipe, tube, and fittings.....	10	7411	-4.8	0.1	0.3	-0.1	0.4	0.4
Fabricated metal pipe, tube, and fittings.....	10	741151	-4.8	0.1	0.3	-0.1	0.4	0.4
Heat exchangers and steam condensers.....	10	75	7.7	0.8	0.3	0.4	0.4	0.4
Heat exchangers and steam condensers.....	10	7501	7.7	0.8	0.3	0.4	0.4	0.4
Heat exchangers and steam condensers (except for nuclear applications).....	10	750103	5.3	1.3	0.2	0.5	0.7	0.6
Fabricated steel plate.....	10	76	12.7	0.0	0.0	0.0	0.0	0.0
Fabricated steel plate.....	10	7601	12.7	0.0	0.0	0.0	0.0	0.0
Fabricated steel plate.....	10	760102	12.7	0.0	0.0	0.0	0.0	0.0
Prefabricated metal buildings.....	10	79	-2.0	0.2	0.1	0.3	-0.1	0.4
Prefabricated metal building systems (excl. farm service bldgs, residential bldgs, and parts).....	10	7901	-0.8	0.3	0.0	0.0	0.0	0.2
Prefabricated metal building systems (excl. farm service bldgs, residential bldgs, and parts).....	10	790101	-0.8	0.3	0.0	0.0	0.0	0.2
Farm service buildings and other prefabricated and portable buildings, steel and aluminum.....	10	7902	-0.4	-0.1	0.0	0.0	1.0	0.2
Farm service buildings and other prefabricated and portable buildings, steel and aluminum.....	10	790201	-0.4	-0.1	0.0	0.0	1.0	0.2
Panels, parts, and sections for prefabricated buildings, steel and aluminum.....	10	7903	-9.2	-0.2	0.4	2.1	-2.0	1.4
Panels, parts, and sections for prefabricated buildings, steel and aluminum.....	10	790354	-9.2	-0.2	0.4	2.1	-2.0	1.4
Miscellaneous metal products.....	10	8	2.8	0.2	0.2	0.0	0.4	0.4
Bolts, nuts, screws, rivets, and washers.....	10	81	6.0	-0.1	0.5	0.0	0.3	2.5
Externally threaded fasteners, except aircraft types.....	10	8102	0.8	-0.2	1.3	0.0	0.1	0.1
Hex bolts, including heavy, tap-and-joint.....	10	810206	2.2	-0.5	0.0	0.0	0.0	0.0
Cap, set, machine, lag, flange, and self-locking screws, except aircraft types.....	10	810231	1.9	-0.3	3.2	0.0	0.0	0.2
Other metal bolts, incl. square, round, plow, high-strength structural, and bent.....	10	810262	0.2	0.0	0.0	0.0	0.2	0.0
Other externally threaded metal fasteners, including studs, except aircraft types.....	10	810263	-0.7	-0.1	-0.2	0.0	0.1	0.0
Internally threaded fasteners, except aircraft types.....	10	8103	2.6	0.0	0.5	0.0	0.6	0.0
Internally threaded fasteners, except aircraft types.....	10	810312	2.6	0.0	0.5	0.0	0.6	0.0
Nonthreaded metal fasteners, except aircraft types.....	10	8104	3.4	0.0	0.0	0.0	3.4	0.0
Nonthreaded metal fasteners, except aircraft types.....	10	810424	3.4	0.0	0.0	0.0	3.4	0.0
Aircraft fasteners, except plastics (including aerospace).....	10	8105	-	0.0	-0.1	0.0	0.0	-
Aircraft fasteners, except plastics (including aerospace).....	10	810536	-	0.0	-0.1	0.0	0.0	-

See footnotes at end of table.

Table 7. Producer price index percentage changes for commodity and service groupings and individual items, not seasonally adjusted — Continued
[February 2025]

Title	Commodity code		Unadjusted 12-month percent change ¹	Unadjusted 1-month percent change ¹				
	Group code	Item code	Feb. 2024 to Feb. 2025 ^P	Sept. to Oct.	Oct. to Nov. ^P	Nov. to Dec. ^P	Dec. to Jan. ^P	Jan. to Feb. ^P
Formed products, except fasteners, made by cold-, warm-, or hot-heading processes.....	10	8106	—	0.0	0.0	0.3	—	—
Formed products, except fasteners, made by cold-, warm-, or hot-heading processes.....	10	810648	—	0.0	0.0	0.3	—	—
Lighting fixtures.....	10	83	2.9	0.0	0.5	0.0	0.4	0.3
Residential electric lighting fixtures, except portable.....	10	8302	4.1	0.0	0.0	0.0	0.0	0.0
Residential electric lighting fixtures, except portable.....	10	830225	4.1	0.0	0.0	0.0	0.0	0.0
Commercial, institutional and industrial electric lighting fixtures.....	10	8303	4.4	0.0	0.8	0.0	0.7	0.5
Commercial and institutional electric lighting fixtures, including parts and accessories.....	10	830302	5.0	0.0	0.8	0.0	0.8	0.6
Industrial electric lighting fixtures, including parts and accessories.....	10	830304	—	0.0	1.2	0.0	0.0	—
Other lighting equipment.....	10	8305	0.6	0.0	0.0	0.0	0.0	0.0
Outdoor lighting equipment (including parts and accessories).....	10	830522	0.0	0.0	0.0	0.0	0.0	0.0
All other miscellaneous electric and nonelectric lighting equipment, incl parts and accessories.....	10	830524	1.1	0.0	0.0	0.0	0.0	0.0
Ammunition, except for small arms.....	10	85	-3.1	0.0	-3.1	0.0	0.0	0.0
Ammunition, except for small arms.....	10	8501	-3.1	0.0	-3.1	0.0	0.0	0.0
Ammunition, except for small arms.....	10	850101	-3.1	0.0	-3.1	0.0	0.0	0.0
Ordnance and ordnance accessories, n.e.c.....	10	86	0.0	0.0	0.0	0.0	0.0	0.0
Ordnance and ordnance accessories, n.e.c.....	10	8601	0.0	0.0	0.0	0.0	0.0	0.0
Ordnance and ordnance accessories, n.e.c.....	10	860101	0.0	0.0	0.0	0.0	0.0	0.0
Fabricated ferrous wire products.....	10	88	2.6	0.0	0.0	0.3	0.0	0.0
Ferrous wire rope, cable, forms and strand.....	10	8801	1.4	0.6	-0.2	0.4	0.2	0.1
Ferrous wire rope, cable, forms and strand.....	10	880101	1.4	0.6	-0.2	0.4	0.2	0.1
Ferrous wire cloth, other woven wire products.....	10	8807	-1.2	-1.0	0.0	0.0	0.0	0.3
Ferrous wire cloth, other woven wire products.....	10	880701	-1.2	-1.0	0.0	0.0	0.0	0.3
Other fabricated ferrous wire products.....	10	8809	3.6	-0.1	0.0	0.2	0.0	-0.1
Steel fencing and fence gates.....	10	880993	-0.7	-0.2	0.0	-0.2	-0.2	-0.1
Other fabricated ferrous wire products, n.e.c.....	10	880996	4.3	-0.1	0.1	0.3	0.0	-0.1
Steel nails, staples, tacks, spikes and brads.....	10	8812	-3.9	-0.3	0.0	0.1	-0.3	0.3
Steel nails, staples, tacks, spikes and brads.....	10	881201	-3.9	-0.3	0.0	0.1	-0.3	0.3
Other miscellaneous metal products.....	10	89	2.4	0.2	0.2	0.0	0.4	0.1
Wire springs.....	10	8904	10.2	-1.1	0.8	0.0	0.0	0.0
Precision mechanical wire springs.....	10	890424	-1.6	0.3	0.0	0.0	0.0	0.1
Precision mechanical extension- and torsion-type wire springs.....	10	8904241	-2.2	0.6	0.0	0.0	0.0	0.3
Precision mechanical compression-type springs.....	10	8904242	-1.2	0.2	0.0	0.0	0.0	0.0
Other metal products.....	10	8905	2.8	0.5	0.2	0.1	0.5	0.2
Automotive job stampings.....	10	890507	0.5	0.0	0.2	0.2	0.1	-0.3
Precision turned products, automotive.....	10	890521	9.7	0.0	0.7	0.0	0.0	0.0
Precision turned products, except automotive.....	10	890522	3.0	2.7	0.0	-0.1	0.0	0.0
Metal powders, paste, and flake.....	10	890564	17.6	0.7	0.3	-0.5	8.1	2.9
Powder metallurgy parts, except bearings, gears, etc.....	10	890571	—	-0.9	0.3	0.0	—	—
Other fabricated metal products.....	10	890589	1.2	-0.8	0.0	0.0	-0.6	0.5
Metal stampings n.e.c.....	10	8907	-1.7	-0.5	-0.2	-0.3	-0.1	-0.2
Metal job stampings, except automotive.....	10	890701	-0.3	-0.2	-0.1	-0.5	-0.5	-0.5
Recreational vehicle metal job stamping.....	10	8907011	-0.8	0.0	0.0	-3.7	-1.1	-0.3
Motor and generator metal job stamping.....	10	8907012	—	0.3	0.0	0.0	-4.6	0.0
Other metal job stampings.....	10	8907013	0.0	-0.2	0.1	-0.3	-0.3	-0.6
Other metal stampings, n.e.c., incl. stamped and pressed metal, and crowns and closures.....	10	890709	-3.9	-1.1	-0.4	0.1	0.5	0.2
Metal foil and leaf.....	10	8908	0.2	0.0	0.3	0.1	0.1	-0.1
Laminated aluminum foil rolls and sheets for flexible packaging uses.....	10	890812	0.2	0.0	0.3	0.1	0.1	-0.1
Heavy gauge springs.....	10	8909	-0.5	0.0	0.1	-0.1	-0.2	0.0
Cold formed steel springs, except wire.....	10	890913	0.5	0.0	0.1	-0.1	-0.2	0.0
Machinery and equipment.....	11	—	2.4	0.1	0.2	0.3	0.5	0.2
Agricultural machinery and equipment.....	11	1	1.1	0.1	0.1	0.2	0.0	0.2
Agricultural machinery and equipment.....	11	14	1.1	0.1	0.1	0.2	0.0	0.2
Commercial turf and grounds care equipment, including parts and attachments.....	11	1401	1.8	0.0	1.2	0.0	-0.7	0.0
Commercial turf and grounds care equipment, including parts and attachments.....	11	140111	1.8	0.0	1.2	0.0	-0.7	0.0
Farm plows, harrows, rollers, pulverizers, etc., and attachments.....	11	1402	1.0	0.0	0.0	0.0	0.0	0.7
Farm plows, harrows, rollers, pulverizers, etc., and attachments.....	11	140211	1.0	0.0	0.0	0.0	0.0	0.7
Farm dairy equipment, sprayers and dusters, farm blowers, and attachments.....	11	1404	0.1	0.0	0.0	0.0	0.0	0.0

See footnotes at end of table.

Table 7. Producer price index percentage changes for commodity and service groupings and individual items, not seasonally adjusted — Continued
 [February 2025]

Title	Commodity code		Unadjusted 12-month percent change ¹	Unadjusted 1-month percent change ¹				
	Group code	Item code	Feb. 2024 to Feb. 2025 ^P	Sept. to Oct.	Oct. to Nov. ^P	Nov. to Dec. ^P	Dec. to Jan. ^P	Jan. to Feb. ^P
Farm dairy equipment, sprayers and dusters, farm blowers, and attachments.....	11	140411	0.1	0.0	0.0	0.0	0.0	0.0
Planting, seeding, and fertilizing machinery and attachments.....	11	1405	1.6	1.5	0.0	1.3	1.5	1.3
Planting, seeding, and fertilizing machinery and attachments.....	11	140511	1.6	1.5	0.0	1.3	1.5	1.3
Harvesting machinery (except hay and straw) and attachments.....	11	1406	1.7	0.0	0.0	0.0	0.0	0.0
Harvesting machinery (except hay and straw) and attachments.....	11	140611	1.7	0.0	0.0	0.0	0.0	0.0
Haying machinery and attachments.....	11	1407	0.7	0.0	0.0	0.0	-1.4	0.0
Haying machinery and attachments.....	11	140711	0.7	0.0	0.0	0.0	-1.4	0.0
All other farm machinery and equipment, excluding parts, including attachments.....	11	1408	1.1	0.0	-0.2	0.2	0.0	0.0
All other farm machinery and equipment, excluding parts, including attachments.....	11	140811	1.1	0.0	-0.2	0.2	0.0	0.0
Parts for farm machinery, for sale separately.....	11	1409	-1.5	-0.3	-0.2	0.1	0.2	0.1
Parts for farm machinery, for sale separately.....	11	140911	-1.5	-0.3	-0.2	0.1	0.2	0.1
Construction machinery and equipment.....	11	2	0.2	0.0	0.2	-0.1	0.0	-0.2
Tractors and attachments, ex. parts.....	11	2A	-0.7	0.0	-0.1	-0.6	-0.6	0.0
Construction machinery for mounting (excluding parts, winches, snow clearing attachments).....	11	2A03	-1.6	0.0	-0.8	0.0	0.2	0.0
Construction machinery for mounting (excluding parts, winches, snow clearing attachments).....	11	2A0302	-1.6	0.0	-0.8	0.0	0.2	0.0
Tractor shovel loaders (skid steer, wheel, crawler, and integral design backhoes).....	11	2A04	1.5	0.0	0.1	0.1	0.4	0.0
Tractor shovel loaders (skid steer, wheel, crawler, and integral design backhoes).....	11	2A0406	1.5	0.0	0.1	0.1	0.4	0.0
Construction wheel and crawler tractors, dozers, self-propelled log skidders, etc.....	11	2A05	-	0.0	0.0	-2.1	-2.5	-
Construction wheel and crawler tractors, dozers, self-propelled log skidders, etc.....	11	2A0501	-	0.0	0.0	-2.1	-2.5	-
Power cranes, draglines, & shovels (excavators) (incl. surface mining equipment) (excl. parts).....	11	2B	-1.5	0.0	0.0	0.0	0.3	-1.9
Power cranes, draglines, & shovels (excavators) (incl. surface mining equip.) (excluding parts).....	11	2B05	-1.5	0.0	0.0	0.0	0.3	-1.9
Power cranes, draglines, & shovels (excavators) (incl. surface mining equip.) (excluding parts).....	11	2B0504	-1.5	0.0	0.0	0.0	0.3	-1.9
Mixers, pavers, and related equipment (excluding parts).....	11	2C	0.1	0.0	0.0	0.0	0.3	0.0
Mixers, pavers, and related equipment (excluding parts).....	11	2C01	0.1	0.0	0.0	0.0	0.3	0.0
Mixers, pavers, and related equipment (excluding parts).....	11	2C0109	0.1	0.0	0.0	0.0	0.3	0.0
Off-highway, equipment, ex. parts.....	11	2D	1.0	0.0	0.0	-0.1	0.1	0.0
Graders, rollers & compactors, rough-terrain forklifts, scrapers, trenchers, etc. (excl. parts).....	11	2D03	-0.3	0.0	0.0	-0.3	0.0	0.0
Graders, rollers & compactors, rough-terrain forklifts, scrapers, trenchers, etc. (excl. parts).....	11	2D0301	-0.3	0.0	0.0	-0.3	0.0	0.0
Misc. construction machinery and equipment.....	11	2J	1.5	0.2	0.9	0.3	0.0	0.1
Winches, aerial work platforms, and automotive wrecker hoists, including parts and attachments.....	11	2J01	0.2	0.2	0.0	0.5	0.0	0.2
Winches, aerial work platforms, and automotive wrecker hoists, including parts and attachments.....	11	2J0101	0.2	0.2	0.0	0.5	0.0	0.2
Other construction machinery and equipment (excluding parts).....	11	2J03	2.6	0.1	1.7	0.2	0.0	0.0
Other construction machinery and equipment (excluding parts).....	11	2J0301	2.6	0.1	1.7	0.2	0.0	0.0
Parts for construction machinery and equipment, sold separately.....	11	2K	4.1	0.1	-0.1	0.1	0.9	3.4
Parts for construction machinery and equipment, sold separately.....	11	2K01	4.1	0.1	-0.1	0.1	0.9	3.4
Parts for cranes, draglines, and shovels (including surface mining equipment) (sold separately).....	11	2K0101	9.1	0.0	0.0	0.0	2.2	6.9
Parts for off-highway wheel tractors and shovel loaders (sold separately).....	11	2K0102	0.2	0.0	0.0	0.0	0.2	0.0
Parts for other construction machinery (sold separately).....	11	2K0103	0.2	0.2	-0.2	0.2	-0.1	0.9
Metalworking machinery and equipment.....	11	3	2.8	0.5	0.0	0.2	0.7	0.1
Power-driven handtools, including parts and attachments.....	11	32	3.6	0.0	0.0	0.0	0.2	0.0
Power-driven handtools, including parts and attachments.....	11	3211	3.6	0.0	0.0	0.0	0.2	0.0
Power-driven handtools, including parts and attachments.....	11	321101	3.6	0.0	0.0	0.0	0.2	0.0
Power-driven handtools, pneumatic, hydraulic, and powder-actuated.....	11	3211011	4.4	0.0	0.0	0.0	0.3	0.0
Power-driven handtools, electric (except battery powered), including parts.....	11	3211014	2.4	0.0	0.0	0.0	0.0	0.0
Welding machines and equipment.....	11	33	2.6	0.0	0.1	0.1	0.3	0.0
Arc welding machines, components, and accessories, excluding electrodes and stud welding equip.....	11	3301	2.6	0.0	0.1	0.0	0.0	0.0

See footnotes at end of table.

Table 7. Producer price index percentage changes for commodity and service groupings and individual items, not seasonally adjusted — Continued
 [February 2025]

Title	Commodity code		Unadjusted 12-month percent change ¹	Unadjusted 1-month percent change ¹				
	Group code	Item code		Feb. 2024 to Feb. 2025 ^P	Sept. to Oct.	Oct. to Nov. ^P	Nov. to Dec. ^P	Dec. to Jan. ^P
Arc welding machines, components, and accessories, excluding electrodes and stud welding equip.	11	330175	2.6	0.0	0.1	0.0	0.0	0.0
Resistance welders, components, accessories, and electrodes.	11	3302	4.7	0.0	0.0	0.0	1.4	0.0
Resistance welders, components, accessories, and electrodes.	11	330276	4.7	0.0	0.0	0.0	1.4	0.0
Gas welding and cutting equipment, parts, attachments, and accessories.	11	3304	1.2	0.0	0.0	0.0	1.6	0.0
Gas welding and cutting equipment, parts, attachments, and accessories.	11	330461	1.2	0.0	0.0	0.0	1.6	0.0
Other welding equipment, components, and accessories (excluding arc, resistance, and gas).	11	3306	3.2	-0.1	0.0	1.5	0.6	0.0
Other welding equipment, components, and accessories (excluding arc, resistance, and gas).	11	330629	3.2	-0.1	0.0	1.5	0.6	0.0
Industrial process furnaces and ovens.	11	34	4.9	0.0	0.0	1.4	0.2	0.0
Industrial process furnaces and ovens, except parts and attachments.	11	3407	3.6	0.0	0.0	1.4	0.2	0.0
Industrial process furnaces and ovens, except parts and attachments.	11	340711	3.6	0.0	0.0	1.4	0.2	0.0
Parts and attachments for industrial process furnaces and ovens.	11	3409	8.5	0.0	0.0	1.6	0.0	0.0
Parts and attachments for industrial process furnaces and ovens.	11	340901	8.5	0.0	0.0	1.6	0.0	0.0
Cutting tools and accessories.	11	35	3.2	0.1	0.0	0.0	0.3	0.0
Small cutting tools.	11	3501	4.1	0.2	0.1	0.0	0.2	0.0
End mills and milling cutters.	11	350144	1.7	0.2	0.0	0.3	0.8	0.1
Threading tools, including blanks, tips and inserts.	11	350145	2.1	0.0	1.5	0.0	0.5	0.0
Carbon and high-speed steel, shank, solid, tipped carbide twist drills.	11	350146	1.9	1.4	0.0	0.0	0.5	0.0
Taps, carbide indexable, and throwaway inserts for machine tools.	11	350147	2.0	1.2	0.0	0.0	0.3	0.0
Other cutting tools for machine tools, excluding tips and blanks.	11	350149	5.2	0.0	0.0	0.0	0.1	0.0
Other machine tool attachments and accessories.	11	3505	1.3	0.0	-0.1	0.0	1.4	0.0
Other machine tool attachments and accessories.	11	350501	1.3	0.0	-0.1	0.0	1.4	0.0
Abrasive products.	11	36	2.1	0.0	0.2	0.0	1.5	0.6
Nonmetallic sized grains, powders, and flour abrasives (incl. graded only).	11	3601	1.0	0.0	0.0	0.0	1.0	0.0
Nonmetallic sized grains, powders, and flour abrasives (incl. graded only).	11	360105	1.0	0.0	0.0	0.0	1.0	0.0
Nonmetallic abrasive products (including diamond abrasives).	11	3603	3.6	0.1	0.0	0.0	3.0	0.0
Nonmetallic abrasive products (including diamond abrasives).	11	360311	3.6	0.1	0.0	0.0	3.0	0.0
Nonmetallic coated abrasive products and buffing wheels, polishing wheels, and laps.	11	3605	4.4	0.0	0.0	0.0	1.7	0.8
Nonmetallic coated abrasive products and buffing wheels, polishing wheels, and laps.	11	360505	4.4	0.0	0.0	0.0	1.7	0.8
Metal cutting machine tools.	11	37	2.5	0.1	0.0	0.3	2.0	0.0
Other metal-cutting machine tools.	11	3720	0.9	0.0	0.0	0.0	0.8	0.0
Other metal-cutting machine tools.	11	372041	0.9	0.0	0.0	0.0	0.8	0.0
Metal machining centers.	11	3721	4.5	0.0	0.0	0.0	4.5	0.0
Metal machining centers.	11	372121	4.5	0.0	0.0	0.0	4.5	0.0
Rebuilt metal-cutting machine tools and parts for metal-cutting machine tools.	11	3753	3.6	0.0	0.0	2.3	0.0	0.0
Rebuilt metal-cutting machine tools and parts for metal-cutting machine tools.	11	375311	3.6	0.0	0.0	2.3	0.0	0.0
Metal forming machine tools.	11	38	2.5	0.6	0.0	0.0	0.0	0.7
Metal-forming machine tools (except rebuilt and parts).	11	3826	1.5	0.9	0.0	0.0	0.0	0.5
Metal punching and shearing (power & manual), and bending and forming machines (power only).	11	382611	0.3	0.0	0.0	0.0	0.0	0.0
Rebuilt metal-forming machine tools and parts for metal-forming machine tools.	11	3852	4.8	0.0	0.0	0.0	0.0	1.0
Rebuilt metal-forming machine tools and parts for metal-forming machine tools.	11	385205	4.8	0.0	0.0	0.0	0.0	1.0
Tools, dies, jigs, fixtures & ind. molds.	11	39	2.2	1.3	-0.2	0.2	0.0	0.0
Special tools, dies, jigs, and fixtures.	11	3901	1.9	0.9	-0.3	0.0	0.0	0.0
Special tools, dies, jigs, and fixtures.	11	390135	1.9	0.9	-0.3	0.0	0.0	0.0
Jigs and fixtures, including parts.	11	3901351	3.7	3.1	0.2	0.0	0.0	0.0
Metalworking dies and die sets.	11	3901353	1.4	0.0	0.0	0.0	0.0	0.0
Standard punches, industrial prototypes, die parts & other special tooling for dies.	11	3901357	1.0	0.0	-0.7	0.0	0.0	0.0
Industrial molds and mold boxes.	11	3903	2.6	2.0	0.0	0.4	0.0	0.0
Industrial injection-type molds made of metal for plastics.	11	390312	0.0	0.0	0.0	0.0	0.0	0.0
Other industrial molds and mold boxes.	11	390331	3.8	2.9	0.0	0.6	0.0	0.0
Metalworking machinery n. e. c.	11	3A	4.0	0.0	-0.4	0.0	2.5	1.0
Rolling mill and other metalworking machinery, including assembly machines.	11	3A03	4.0	0.0	-0.4	0.0	2.5	1.0

See footnotes at end of table.

Table 7. Producer price index percentage changes for commodity and service groupings and individual items, not seasonally adjusted — Continued
 [February 2025]

Title	Commodity code		Unadjusted 12-month percent change ¹	Unadjusted 1-month percent change ¹				
	Group code	Item code		Feb. 2024 to Feb. 2025 ^P	Sept. to Oct.	Oct. to Nov. ^P	Nov. to Dec. ^P	Dec. to Jan. ^P
Rolling mill and other metalworking machinery, including assembly machines.....	11	3A0310	4.0	0.0	-0.4	0.0	2.5	1.0
General purpose machinery and equipment.....	11	4	3.0	0.1	0.0	0.2	0.4	0.5
Pumps, compressors, and equipment.....	11	41	4.1	0.1	0.3	0.4	1.4	-0.1
Industrial pumps, except hydraulic fluid power pumps.....	11	4102	5.8	0.0	0.0	0.0	2.4	0.0
Industrial pumps, except hydraulic fluid power pumps.....	11	410212	5.8	0.0	0.0	0.0	2.4	0.0
Parts and attachments for air and gas compressors and vacuum pumps...	11	4107	4.9	2.9	0.7	1.4	0.6	0.0
Parts and attachments for air and gas compressors, ex. refrigeration, ice making, & a/c.....	11	410701	4.9	2.9	0.7	1.4	0.6	0.0
Domestic water systems.....	11	4113	2.1	0.1	0.0	0.0	2.0	0.0
Domestic water systems.....	11	411311	2.1	0.1	0.0	0.0	2.0	0.0
Air and gas compressors and vacuum pumps.....	11	4115	4.2	0.0	0.5	1.2	0.8	0.0
Air and gas compressors and vacuum pumps.....	11	411501	4.2	0.0	0.5	1.2	0.8	0.0
Other pumps, including parts and attachments.....	11	4119	1.5	0.0	0.0	0.0	0.7	-0.4
Parts and attachments for pumps.....	11	411911	1.2	0.0	0.0	0.0	1.6	-1.4
All other pumps, including domestic sump, oil well, and oil field pumps.....	11	411915	1.6	0.0	0.0	0.0	0.3	0.0
Oil-well and oil-field pumps.....	11	4119153	1.1	0.0	0.0	0.0	1.1	0.0
Other pumps, except automotive circulating pumps, and measuring & dispensing pumps.....	11	4119155	1.9	0.0	0.0	0.0	0.3	0.0
Elevators, escalators, and other lifts.....	11	42	1.7	0.0	0.0	0.0	0.4	0.1
Elevators and moving stairways.....	11	4201	2.1	0.0	0.0	0.0	0.5	0.0
Elevators and moving stairways.....	11	420112	2.1	0.0	0.0	0.0	0.5	0.0
Parts and attachments for elevators and moving stairs (sold separately)...	11	4202	-0.6	-0.2	0.0	0.0	-0.2	0.9
Parts and attachments for elevators and moving stairs (sold separately).....	11	420221	-0.6	-0.2	0.0	0.0	-0.2	0.9
Fluid power equipment.....	11	43	3.5	0.0	0.0	0.2	-1.9	0.6
Fluid power pumps and parts.....	11	4301	1.5	0.0	0.1	0.0	0.0	0.3
Fluid power pumps and motors, including parts.....	11	430114	1.5	0.0	0.1	0.0	0.0	0.3
Fluid power valves.....	11	4302	2.7	0.0	0.2	0.7	0.7	0.3
Fluid power valves.....	11	430201	2.7	0.0	0.2	0.7	0.7	0.3
Nonaerospace type hydraulic directional control valves.....	11	4302013	3.2	0.0	0.6	0.4	1.5	0.0
Nonaerospace type pneumatic directional control valves.....	11	4302015	1.3	0.0	0.0	0.6	0.0	0.0
Aerospace type fluid power valves.....	11	430201A	2.0	0.0	0.0	1.5	0.0	0.0
Fluid power cylinders, actuators, accumulators, cushions, & parts.....	11	4303	2.9	-0.2	0.0	0.1	0.1	1.3
Non-aerospace hydraulic & all aerospace-type fluid power cylinders....	11	430312	1.0	0.0	0.0	0.2	0.0	0.8
Parts for hydraulic & pneumatic cylinders and actuators.....	11	430315	9.2	-0.6	0.0	0.0	0.4	2.7
Fluid power hose and tube fittings.....	11	4304	5.9	0.0	0.0	0.0	-7.1	0.1
Fluid power hose and tube fittings.....	11	430406	5.9	0.0	0.0	0.0	-7.1	0.1
Nonaerospace type flared (metal) fittings, couplings, and assemblies.....	11	4304062	1.5	0.0	0.0	0.0	0.9	0.0
Parts for fluid power valves.....	11	4305	1.6	0.0	0.0	0.0	1.5	0.1
Parts for fluid power valves.....	11	430501	1.6	0.0	0.0	0.0	1.5	0.1
Industrial material handling equipment.....	11	44	3.6	0.3	0.1	0.1	0.9	0.1
Conveying equipment, except parts and accessories.....	11	4402	7.1	0.4	0.0	0.0	1.4	0.2
Unit handling conveyors and conveying systems.....	11	440212	8.3	0.0	0.0	0.0	0.2	0.2
Unit handling gravity and trolley conveyors and conveying systems....	11	4402122	12.1	0.0	0.0	0.1	0.4	0.0
All other unit handling conveyors, including tow, belt, roller, pneumatic, portable, etc.....	11	4402124	2.6	0.1	0.0	0.0	0.0	0.4
Bulk material handling conveyors and conveying systems.....	11	440216	5.5	1.0	0.0	0.0	3.0	0.2
Industrial trucks, trailers, and stackers.....	11	4403	1.0	0.3	0.3	0.0	0.4	0.0
Industrial trucks, tractors, mobile straddle carriers & cranes, & automatic stacking machines.....	11	44035	1.2	0.3	0.4	0.0	0.5	0.0
Work trucks with lifting & handling equipment, riding, electric, self-propelled.....	11	440353	2.1	0.3	0.3	0.0	1.7	0.1
Work trucks with lifting & handling equipment, non-riding electric or any non-electric.....	11	440356	2.8	0.1	2.4	0.1	0.4	0.0
Work trucks not fitted with lifting & handling equipment, electric or non-electric.....	11	440357	0.7	0.4	0.0	0.0	0.3	0.0
Bulk powered material moving equipment, dock boards, and metal pallets and skids.....	11	440358	0.1	0.0	0.0	0.0	0.0	0.0
Parts and attachments for industrial trucks and tractors.....	11	440378	0.5	0.3	0.0	0.0	0.0	0.2
Hoists, overhead cranes, and monorail systems.....	11	4404	2.3	0.0	0.1	0.8	0.0	-0.2
Hoists and parts and attachments for hoists (sold separately).....	11	440481	1.7	0.0	0.2	0.0	0.0	-0.7
Overhead traveling cranes and monorail systems, including parts and attachments sold separately.....	11	440485	3.1	-0.1	0.0	1.8	0.0	0.4
Parts and accessories for conveyors and conveying systems.....	11	4406	3.4	0.1	0.0	0.0	2.7	0.0

See footnotes at end of table.

Table 7. Producer price index percentage changes for commodity and service groupings and individual items, not seasonally adjusted — Continued
 [February 2025]

Title	Commodity code		Unadjusted 12-month percent change ¹	Unadjusted 1-month percent change ¹				
	Group code	Item code		Feb. 2024 to Feb. 2025 ^P	Sept. to Oct.	Oct. to Nov. ^P	Nov. to Dec. ^P	Dec. to Jan. ^P
Parts and accessories for unit handling conveyors and conveying systems.....	11	440601	2.6	0.4	0.0	-0.1	0.2	0.0
Parts and accessories for bulk material handling conveyors and conveying systems.....	11	440602	3.8	0.0	0.0	0.0	4.1	0.0
Mechanical power transmission equipment.....	11	45	4.0	0.1	0.4	0.2	0.9	0.1
Speed changers, drives, gears.....	11	4501	3.7	0.0	0.3	0.4	0.1	0.0
Speed changers and industrial high speed drives & parts other than loose gearing.....	11	450117	4.8	0.0	0.6	0.6	0.2	0.0
Other power transmission equipment.....	11	4502	4.2	0.1	0.4	0.0	1.3	0.1
Mechanical power transmission equipment, excl. speed changers, drives, & gears.....	11	450212	4.6	0.2	0.5	0.0	1.2	0.2
Scales and balances.....	11	46	3.2	0.1	0.1	0.4	2.2	0.0
Vehicle and industrial scales.....	11	4611	2.4	0.1	0.1	0.3	1.8	0.0
Vehicle and industrial scales.....	11	461101	2.4	0.1	0.1	0.3	1.8	0.0
Motor truck and railroad track scales.....	11	4611011	1.4	0.0	0.0	0.1	1.3	0.0
Industrial scales (including automatic checkweigher and bulkweigher scales).....	11	4611012	3.5	0.4	0.4	1.2	1.1	0.0
Miscellaneous non-vehicle scales (crane, susp., tank, hopper, measuring dev, lab, bulk conveyer).....	11	4611013	3.7	0.0	0.0	0.0	3.7	0.0
Retail, commercial, household, and mailing scales and balances.....	11	4612	6.5	0.0	0.0	0.2	5.0	0.0
Retail, commercial, household, and mailing scales and balances.....	11	461201	6.5	0.0	0.0	0.2	5.0	0.0
Parts, attachments, and accessories for scales and balances.....	11	4613	4.1	0.2	0.2	1.2	1.9	0.0
Parts, attachments, and accessories for scales and balances.....	11	461301	4.1	0.2	0.2	1.2	1.9	0.0
Air purification equipment and industrial and commercial fans and blowers...	11	47	1.0	0.0	-0.1	0.0	0.3	0.1
Fan, blower, air purification equipment.....	11	4701	1.0	0.0	-0.1	0.0	0.3	0.1
Dust collection and other air purification equipment for cleaning incoming air.....	11	470143	-0.1	0.0	-0.3	0.0	0.4	-0.1
Air filters for air-conditioners and furnaces, etc., of 2400 CFM or less, except parts.....	11	4701431	0.4	0.0	0.0	0.0	0.4	0.0
Other dust collection and air purification equipment, except parts.....	11	4701432	1.3	0.0	0.0	0.0	1.2	0.0
Parts for dust collection and air purification equipment.....	11	4701433	-2.6	0.0	-1.4	0.0	-0.3	-0.4
Industrial and commercial fans and blowers.....	11	470145	2.1	0.0	0.0	0.0	0.0	0.4
Centrifugal blower filter units, and classes I-IV centrifugal fans, except parts.....	11	4701452	1.2	0.0	0.0	0.0	0.0	0.8
Other centrifugal fans and blowers, except parts.....	11	4701453	2.4	0.0	0.0	0.0	0.0	0.4
Axial fans and industrial propeller fans, except parts.....	11	4701457	0.3	0.0	0.0	0.0	0.0	0.1
Power roof ventilators, except parts.....	11	4701458	8.1	0.0	0.0	0.0	0.0	0.0
Parts and accessories for fans and blowers.....	11	4701459	3.2	0.0	0.0	0.0	0.0	0.2
Air conditioning and refrigeration equip.....	11	48	1.5	-0.2	-0.4	-0.1	0.0	1.3
Unitary air-conditioners, except air source heat pumps.....	11	4802	2.1	-0.4	-1.3	-0.5	-1.0	4.4
Unitary air-conditioners, except air source heat pumps.....	11	480222	2.1	-0.4	-1.3	-0.5	-1.0	4.4
Commercial refrigeration equipment.....	11	4803	2.6	0.0	0.0	0.6	0.7	0.0
Commercial refrigeration equipment.....	11	480331	2.6	0.0	0.0	0.6	0.7	0.0
All other miscellaneous refrigeration and air-conditioning equipment.....	11	4806	3.1	0.0	0.4	0.0	0.0	0.0
All other miscellaneous refrigeration and air-conditioning equipment.....	11	480631	3.1	0.0	0.4	0.0	0.0	0.0
Heat transfer equipment, including heat pumps.....	11	4807	0.1	0.1	-0.3	-0.4	0.3	0.1
Heat transfer equipment, except dehumidifiers.....	11	480732	-0.3	0.1	-0.4	-0.5	0.3	0.2
Heat pumps.....	11	480734	2.1	-0.1	0.2	0.0	0.5	0.0
Parts and accessories for air conditioning and heat transfer equipment.....	11	4809	-1.1	-1.2	0.0	0.0	-0.1	0.2
Parts and accessories for air conditioning and heat transfer equipment.....	11	480901	-1.1	-1.2	0.0	0.0	-0.1	0.2
Refrigeration condensing units.....	11	4815	0.4	0.0	0.0	0.0	0.4	0.0
Refrigeration condensing units.....	11	481511	0.4	0.0	0.0	0.0	0.4	0.0
Miscellaneous general purpose equipment.....	11	49	3.2	0.2	0.0	0.5	0.9	0.5
Metal valves, except fluid power.....	11	4902	3.6	0.3	0.0	0.5	0.8	0.7
Gates, globes, angles, and checks.....	11	490201	3.8	0.0	0.0	1.1	1.4	0.4
Gates, globes, angles, straightway (Y-type) checks, stop & check, 3- & 4-way, etc.....	11	4902011	3.7	0.0	0.0	0.0	1.2	0.7
Industrial valves for water works and municipal equipment.....	11	4902012	3.9	0.0	0.0	1.9	1.5	0.2
Industrial ball valves, incl. manual and power operated.....	11	490202	6.5	0.0	0.0	0.0	0.0	3.0
Industrial butterfly valves, incl. manual and power operated.....	11	490203	5.2	-	-	-	-	3.2
Industrial plug valves.....	11	490204	2.2	0.0	0.0	2.3	0.0	-0.1
Other industrial valves, including nuclear.....	11	490209	2.3	0.1	0.0	-0.1	0.6	0.0
Automatic regulating and control valves.....	11	490211	4.3	3.1	0.0	0.0	0.0	0.2
Metal pipe fittings, flanges, and unions.....	11	4903	4.5	-0.3	-0.4	-0.3	0.6	0.0
Metal pipe fittings, flanges, and unions.....	11	490301	4.5	-0.3	-0.4	-0.3	0.6	0.0
Ball and roller bearings.....	11	4905	2.8	-0.2	0.0	2.1	0.4	0.0

See footnotes at end of table.

Table 7. Producer price index percentage changes for commodity and service groupings and individual items, not seasonally adjusted — Continued
[February 2025]

Title	Commodity code		Unadjusted 12-month percent change ¹	Unadjusted 1-month percent change ¹				
	Group code	Item code		Feb. 2024 to Feb. 2025 ^P	Sept. to Oct.	Oct. to Nov. ^P	Nov. to Dec. ^P	Dec. to Jan. ^P
Ball bearings, complete, unmounted.....	11	490531	2.7	0.0	0.0	1.0	0.6	0.0
Mounted bearings, except plain.....	11	490534	5.5	0.0	0.5	2.3	1.9	0.0
Parts and components for ball and roller bearings, incl. balls and rollers.....	11	490535	-0.5	-2.0	0.0	1.7	0.0	0.0
Tapered roller bearings (including cups & cones), unmounted.....	11	490537	—	0.0	0.0	3.0	0.0	—
Other roller bearings, unmounted.....	11	490538	0.5	0.0	0.0	2.0	0.8	0.0
Industrial patterns.....	11	4907	—	0.0	0.0	2.9	2.6	—
Industrial patterns.....	11	490701	—	0.0	0.0	2.9	2.6	—
Filters and strainers.....	11	4908	1.6	0.8	-0.1	-0.2	0.7	0.0
Filters and strainers, except fluid power.....	11	490805	2.7	1.4	-0.1	-0.3	1.2	0.0
Industrial filters and strainers and reusable media, except fluid power.....	11	4908051	2.6	1.8	-0.1	-0.4	1.3	0.0
Nonreusable media for filters and strainers, except fluid power.....	11	4908052	2.5	0.0	0.0	0.0	1.2	0.0
Parts and accessories for filters and strainers, except fluid power.....	11	4908053	—	0.0	0.0	0.0	0.4	—
Other miscellaneous general purpose equipment.....	11	4911	3.1	0.1	0.3	0.1	1.2	0.8
Other miscellaneous general purpose equipment.....	11	491102	3.1	0.1	0.3	0.1	1.2	0.8
Electronic computers and computer equipment.....	11	5	0.3	0.0	0.2	0.0	-0.1	0.0
Electronic computers.....	11	51	0.7	0.1	-0.5	0.0	-1.0	0.0
Electronic computers.....	11	5101	0.7	0.1	-0.5	0.0	-1.0	0.0
Personal computers and workstations (excluding portable computers)...	11	510114	1.1	0.5	0.0	-0.1	0.0	0.0
Portable computers, laptops, tablets and other single user computers...	11	510115	-1.2	0.0	0.0	0.4	0.0	0.0
Host computers, multiusers (mainframes, UNIX and PC servers).....	11	510116	0.7	0.0	-0.6	0.0	-1.1	0.0
Computer storage devices.....	11	52	-1.1	-0.1	1.5	0.0	0.9	0.0
Computer storage devices (except parts, attachments and accessories)...	11	5201	-1.1	-0.1	1.5	0.0	1.0	0.0
Computer storage devices (except parts, attachments and accessories).....	11	520101	-1.1	-0.1	1.5	0.0	1.0	0.0
Computer peripheral equipment and parts.....	11	54	1.0	0.0	0.0	0.0	0.0	0.0
Parts, attachments, and accessories for computer terminals and peripherals.....	11	5405	0.0	0.0	0.0	0.0	0.0	0.0
Parts, attachments, and accessories for computer terminals and peripherals.....	11	540501	0.0	0.0	0.0	0.0	0.0	0.0
Computer terminals (including POS and funds-transfer devices) and other computer peripherals.....	11	5406	1.9	0.0	0.0	0.0	0.0	0.0
Computer terminals (including POS and funds-transfer devices) and other computer peripherals.....	11	540602	1.9	0.0	0.0	0.0	0.0	0.0
Special industry machinery and equipment.....	11	6	1.7	0.2	0.0	0.0	0.1	0.1
Food products machinery.....	11	61	1.2	0.1	0.0	0.0	0.7	0.0
Dairy and milk products plant machinery and equipment.....	11	6101	1.9	0.0	0.0	0.0	0.0	0.0
Dairy and milk products plant machinery and equipment.....	11	610111	1.9	0.0	0.0	0.0	0.0	0.0
Commercial food products machinery (except packaging and cooking equipment).....	11	6104	1.1	0.0	0.0	0.0	1.0	0.0
Commercial food products machinery (except packaging and cooking equipment).....	11	610409	1.1	0.0	0.0	0.0	1.0	0.0
Industrial food products machinery for processing foods, beverages, & animal & fowl feed.....	11	6105	1.2	0.1	0.1	0.0	0.5	0.1
Industrial food products machinery for processing foods, beverages, & animal & fowl feed.....	11	610501	1.2	0.1	0.1	0.0	0.5	0.1
Other industrial food and feed machinery.....	11	6105012	2.6	0.3	0.2	0.0	1.2	0.1
Machinery for sorting, grading, and cleaning fruits, vegetables, eggs, and for processing meat.....	11	6105013	0.1	0.0	0.0	0.0	0.0	0.0
Parts and attachments for industrial food and feed products machinery.....	11	6105014	1.8	0.0	0.1	0.0	0.3	0.5
Textile machinery and equipment.....	11	62	0.0	0.0	0.0	0.0	0.0	0.0
Textile machinery (except parts, attachments, and accessories).....	11	6212	0.0	0.0	0.0	0.0	0.0	0.0
Textile machinery (except parts, attachments, and accessories).....	11	621201	0.0	0.0	0.0	0.0	0.0	0.0
Textile machinery parts and attachments.....	11	6277	0.0	0.0	0.0	0.0	0.0	0.0
Textile machinery parts and attachments.....	11	627701	0.0	0.0	0.0	0.0	0.0	0.0
Sawmill and woodworking machinery.....	11	63	3.2	0.0	0.1	0.0	2.3	0.0
Sawmill and woodworking machinery.....	11	6306	3.2	0.0	0.1	0.0	2.3	0.0
Sawmill and woodworking machinery, excluding parts and attachments (sold separately).....	11	630602	3.6	0.0	0.2	0.0	2.6	0.0
Parts, attachments, & accessories for sawmill & woodworking machinery.....	11	630603	0.9	0.0	0.0	0.0	0.3	0.0
Paper industries machinery.....	11	64	1.6	0.1	-0.4	0.1	0.5	0.5
Paper industries machinery.....	11	6401	1.6	0.1	-0.4	0.1	0.5	0.5
Paper industries machinery, excluding parts & attachments (sold separately).....	11	640114	1.9	0.1	0.0	0.0	0.0	0.6

See footnotes at end of table.

Table 7. Producer price index percentage changes for commodity and service groupings and individual items, not seasonally adjusted — Continued
 [February 2025]

Title	Commodity code		Unadjusted 12-month percent change ¹	Unadjusted 1-month percent change ¹				
	Group code	Item code		Feb. 2024 to Feb. 2025 ^P	Sept. to Oct.	Oct. to Nov. ^P	Nov. to Dec. ^P	Dec. to Jan. ^P
Parts and attachments for paper industries machinery.....	11	640115	0.9	0.0	-1.2	0.2	1.7	0.3
Printing trades machinery and equipment.....	11	65	1.7	0.2	0.5	-0.1	-0.8	1.1
Other printing machinery and equipment.....	11	6509	2.0	0.0	0.7	-0.1	-1.1	1.4
Other printing machinery and equipment, incl. pre-press preparation equipment & plates.....	11	650912	1.9	0.0	1.4	-0.3	-2.1	1.7
Parts, attachments, & accessories for printing trades machinery.....	11	650913	1.1	0.0	0.0	0.0	0.0	0.0
Other special industry machinery.....	11	66	3.1	0.0	0.0	0.0	0.4	-0.1
Plastics and rubber working machinery.....	11	6603	0.6	0.0	0.0	0.0	0.6	0.0
Plastics working machinery and equipment, excluding patterns and molds, including parts.....	11	66039	0.7	0.0	0.0	0.0	0.7	0.0
Plasticworking machinery (excluding parts).....	11	660391	0.5	0.0	0.0	0.0	0.5	0.0
Parts for plasticworking machinery.....	11	660395	1.7	0.0	0.0	0.0	1.7	0.0
Miscellaneous special industry machinery.....	11	6606	3.5	0.0	0.0	0.0	0.4	-0.1
Semiconductor manufacturing machinery and parts.....	11	660638	7.1	0.0	0.0	0.0	-0.6	-0.4
Packing, packaging, and bottling machinery and parts.....	11	67	3.0	0.0	-0.1	0.0	0.0	0.6
Packing, packaging, and bottling machinery and parts.....	11	6705	3.0	0.0	-0.1	0.0	0.0	0.6
Packing, packaging, and bottling machinery, excluding parts.....	11	670501	2.6	0.0	-0.1	0.0	0.0	0.6
Parts for packing, packaging, and bottling machinery.....	11	670502	4.1	0.0	0.0	0.0	0.0	0.5
Service industry machinery and parts.....	11	68	-0.1	0.4	0.0	0.0	-0.4	0.1
Service industry machinery and parts.....	11	6801	-0.1	0.4	0.0	0.0	-0.4	0.1
Commercial cooking and food warming equipment (incl. parts).....	11	68013	0.1	1.8	-0.2	0.2	0.5	0.0
Commercial cooking equipment incl. ranges, deep-fat fryers, etc. except electric.....	11	680131	-0.2	4.7	-0.5	0.4	1.3	0.0
Commercial electric cooking equipment, incl. ranges, deep-fat fryers, etc.....	11	680132	0.4	0.0	0.1	0.0	0.0	0.1
Parts and accessories for commercial cooking and food warming equipment.....	11	680133	0.0	0.0	0.0	0.0	0.0	0.0
Other service industry machinery, incl. electronic teaching mach. & auto. maintenance equipment.....	11	68014	-0.2	0.0	0.0	0.0	-0.7	0.1
Coin-operated machines and mechanisms (incl. parts).....	11	680141	-3.8	0.0	0.0	0.0	-4.0	0.2
Commercial laundry and drycleaning machinery products (incl. parts).....	11	680143	0.2	0.0	0.0	0.0	0.2	0.0
Commercial and industrial floor & carpet cleaning machines, ex. vacuum cleaners (incl. parts).....	11	680145	-0.6	0.0	0.0	0.0	-0.6	0.0
Electronic teaching machines, teaching aids, etc., (incl. kits and parts).....	11	680147	-	0.0	0.0	0.0	0.0	-
All other parts and attachments for service industry equipment.....	11	680148	4.3	0.0	0.0	0.0	0.3	0.4
Other service industry equipment.....	11	680149	0.8	0.0	0.0	0.0	0.1	0.2
Electrical machinery and equipment.....	11	7	2.1	0.2	0.5	0.1	0.6	0.0
Wiring devices.....	11	71	-2.2	-1.9	-0.3	0.4	0.0	0.7
Current-carrying wiring devices.....	11	7101	-0.1	-1.3	0.1	0.8	-0.4	0.5
Current-carrying switches for electrical circuitry (including vehicular switches).....	11	710143	0.4	-0.7	0.0	0.3	-0.4	0.3
Current-carrying wire connectors for electrical circuitry.....	11	710144	4.3	1.0	0.7	-0.8	-0.2	0.8
Current-carrying wiring devices n.e.c.....	11	710147	-1.7	-2.4	0.0	1.7	-0.4	0.4
Noncurrent-carrying wiring devices.....	11	7102	-4.7	-2.5	-0.8	-0.2	0.4	0.9
Noncurrent-carrying electrical conduit and conduit fittings, incl. plastic conduit & fittings.....	11	710216	-13.6	-6.1	-1.9	-0.6	-0.6	1.8
Other noncurrent-carrying wiring devices and supplies (boxes, covers, bar hangers, etc.).....	11	710217	2.6	0.0	-0.1	-0.2	0.1	1.2
Porcelain, steatite, and other ceramic electrical products.....	11	710252	1.6	0.3	0.1	0.7	0.1	-0.4
Integrating and measuring instruments.....	11	72	1.9	0.1	0.1	0.0	0.0	-0.2
Test equipment for electrical, radio, & communication circuits & motors.....	11	7205	1.9	0.1	0.1	0.0	0.0	-0.2
Test equipment for electrical, radio, & communication circuits & motors.....	11	720501	1.9	0.1	0.1	0.0	0.0	-0.2
Motors, generators, motor generator sets.....	11	73	6.3	0.0	1.3	0.0	0.1	0.1
Fractional horsepower motors and generators.....	11	7303	0.9	0.0	0.0	0.0	0.0	0.0
Fractional horsepower motors and generators.....	11	730312	0.9	0.0	0.0	0.0	0.0	0.0
Integral horsepower motors and generators (excluding land transportation types).....	11	7304	-	0.0	0.0	0.0	0.0	-
Integral horsepower motors and generators (excluding land transportation types).....	11	730405	-	0.0	0.0	0.0	0.0	-
Parts and supplies for motors and generators.....	11	7309	26.4	0.1	0.0	-0.2	0.5	0.2
Parts and supplies for motors and generators.....	11	730901	26.4	0.1	0.0	-0.2	0.5	0.2
Other motors and generators.....	11	7311	2.7	0.0	2.9	0.0	0.0	0.1
Other motors and generators.....	11	731101	2.7	0.0	2.9	0.0	0.0	0.1
Transformers and power regulators.....	11	74	1.1	0.7	0.0	0.0	0.1	0.0
Power and distribution transformers, except parts.....	11	7409	-	0.8	0.0	0.0	0.1	-

See footnotes at end of table.

Table 7. Producer price index percentage changes for commodity and service groupings and individual items, not seasonally adjusted — Continued
[February 2025]

Title	Commodity code		Unadjusted 12-month percent change ¹	Unadjusted 1-month percent change ¹				
	Group code	Item code		Feb. 2024 to Feb. 2025 ^P	Sept. to Oct.	Oct. to Nov. ^P	Nov. to Dec. ^P	Dec. to Jan. ^P
Power and distribution transformers, except parts.....	11	740999	—	—	0.0	0.0	0.1	—
Other transformers and parts for transformers.....	11	7411	3.4	0.0	0.0	0.0	0.2	0.0
Switchgear, switchboard, industrial controls equipment.....	11	75	4.7	-0.1	0.0	1.2	0.1	0.0
Industrial controls and related parts and accessories.....	11	7507	4.4	0.0	0.0	1.2	0.3	0.2
Industrial controls and related parts and accessories.....	11	750799	4.4	0.0	0.0	1.2	0.3	0.2
General-purpose industrial controls.....	11	7507991	4.9	0.0	0.0	2.0	0.4	0.0
Parts for industrial controls and motor-control accessories.....	11	7507992	5.3	0.0	0.4	0.1	0.3	1.7
Specific-purpose industrial controls.....	11	7507993	3.0	0.0	0.0	0.0	0.2	0.2
Switchgear and switchboard apparatus.....	11	7522	5.0	-0.2	0.0	1.1	0.0	-0.2
Switchgear and switchboard apparatus.....	11	752201	5.0	-0.2	0.0	1.1	0.0	-0.2
Low voltage panelboards and distribution boards, 1000 volts or less..	11	7522013	1.3	0.0	0.0	0.3	0.0	-1.1
Switchgear, except relays and ducts.....	11	752201A	7.3	-0.4	0.0	1.5	0.0	0.0
Communications and related equipment and miscellaneous electronic systems & equipment.....	11	76	4.2	0.1	0.1	0.0	2.3	0.2
Telephone and wireline data networking equipment.....	11	7601	0.5	0.0	0.0	0.0	0.0	0.7
Other communications and related equipment, including broadcast and wireless.....	11	7603	4.7	0.4	0.2	0.0	0.4	0.0
Radio station and wireless communication equipment.....	11	760302	5.0	0.4	0.3	0.0	0.3	0.0
Radio station equipment.....	11	7603022	14.3	0.0	0.0	0.0	0.1	0.0
Other broadcast and wireless communications systems and equipment.....	11	7603023	4.1	0.5	0.3	0.0	0.0	0.0
Intercommunications, alarm and traffic control systems.....	11	760303	3.8	-0.4	0.0	0.0	0.0	0.3
Alarm systems, including electric sirens and horns.....	11	7603031	1.8	-0.6	0.0	0.0	0.0	0.0
Intercommunications systems, including inductive paging systems....	11	7603033	9.1	0.0	0.0	0.0	0.0	0.0
Electronic systems and equipment, n.e.c.....	11	7605	-0.2	0.0	0.0	0.0	0.0	0.0
Electronic systems and equipment, n.e.c.....	11	760512	-0.2	0.0	0.0	0.0	0.0	0.0
Search, detection, navigation & guidance systems and equipment.....	11	7606	4.8	0.0	0.0	0.0	4.1	0.2
Search, detection, navigation & guidance systems and equipment.....	11	760613	4.8	0.0	0.0	0.0	4.1	0.2
Electric lamp bulbs, tubes, and components.....	11	77	1.2	1.2	0.0	0.0	0.0	0.0
Electric lamp bulbs, tubes, and components.....	11	7704	1.2	1.2	0.0	0.0	0.0	0.0
Electric lamp bulbs, tubes, and components.....	11	770401	1.2	1.2	0.0	0.0	0.0	0.0
Electronic components and accessories.....	11	78	0.4	0.8	1.5	0.1	-0.6	-0.5
Relays for electronic circuitry, industrial control overload, and switchgear type.....	11	7821	1.8	0.0	0.0	0.0	1.8	0.0
Relays for electronic circuitry, industrial control overload, and switchgear type.....	11	782119	1.8	0.0	0.0	0.0	1.8	0.0
Switches, mechanical, for electronic circuitry.....	11	7822	—	0.0	0.0	0.0	2.4	—
Switches, mechanical, for electronic circuitry.....	11	782299	—	0.0	0.0	0.0	2.4	—
Connectors for electronic circuitry.....	11	7824	5.5	1.7	0.4	0.0	0.3	0.0
Connectors for electronic circuitry.....	11	782481	5.5	1.7	0.4	0.0	0.3	0.0
Filters, crystals, and transducers.....	11	7828	2.2	0.0	0.0	0.0	0.5	0.0
Filters, crystals, and transducers.....	11	782890	2.2	0.0	0.0	0.0	0.5	0.0
Crystal, filter, piezoelectric, and other related electronic devices (exc. microwave filters).....	11	7828901	—	0.0	0.0	0.0	0.3	—
Integrated circuit packages, including microprocessors.....	11	7839	-5.7	1.8	0.0	0.0	-0.9	0.0
Integrated circuit packages, including microprocessors.....	11	783911	-5.7	1.8	0.0	0.0	-0.9	0.0
Other semiconductor devices, incl. transistors, diodes, and semiconductor parts such as wafers.....	11	7847	-0.1	-0.6	0.0	0.0	0.2	0.1
Other semiconductor devices, incl. transistors, diodes, and semiconductor parts such as wafers.....	11	784711	-0.1	-0.6	0.0	0.0	0.2	0.1
Bare printed circuit boards.....	11	7849	3.2	0.0	0.0	0.0	0.0	0.0
Bare printed circuit boards.....	11	784901	3.2	0.0	0.0	0.0	0.0	0.0
Electronic coils, transformers, and other inductors.....	11	7853	2.6	0.4	0.7	0.0	0.7	0.0
Electronic coils, transformers, and other inductors.....	11	785399	2.6	0.4	0.7	0.0	0.7	0.0
Capacitors and resistors for electronic circuitry.....	11	7854	1.5	-0.3	1.4	-0.1	0.4	0.1
Capacitors for electronic circuitry.....	11	785411	1.9	-0.4	1.8	-0.1	0.5	0.1
Microwave components, electron tubes, and other electronic components, n.e.c.....	11	7856	2.5	0.0	0.1	0.2	0.4	0.5
Printed circuit assemblies, loaded boards, modules and consumer external modems.....	11	7861	5.9	2.2	8.9	0.3	-3.4	-3.5
Printed circuit assemblies, loaded boards, modules and consumer external modems.....	11	786199	5.9	2.2	8.9	0.3	-3.4	-3.5
Miscellaneous electrical machinery and equipment.....	11	79	1.1	0.1	0.0	0.0	0.4	0.2
Storage batteries.....	11	7901	0.9	0.2	0.6	0.0	0.1	0.0
Storage batteries, lead acid type, BCI dimensional group 8D or smaller.....	11	790103	1.8	0.3	0.9	0.0	0.1	0.0

See footnotes at end of table.

Table 7. Producer price index percentage changes for commodity and service groupings and individual items, not seasonally adjusted — Continued
[February 2025]

Title	Commodity code		Unadjusted 12-month percent change ¹	Unadjusted 1-month percent change ¹				
	Group code	Item code		Feb. 2024 to Feb. 2025 ^P	Sept. to Oct.	Oct. to Nov. ^P	Nov. to Dec. ^P	Dec. to Jan. ^P
Storage batteries, lead acid type, larger than BCI dimensional group 8D.....	11	790104	-1.3	0.0	0.0	0.0	0.2	0.5
Storage batteries (excluding lead acid), including parts for all storage batteries.....	11	790105	0.0	0.0	0.0	0.0	0.0	0.0
Primary batteries.....	11	7902	-0.7	0.2	-0.4	0.3	0.0	0.0
Primary batteries.....	11	790229	-0.7	0.2	-0.4	0.3	0.0	0.0
Carbon and graphite products.....	11	7903	3.2	0.3	-0.2	-0.2	1.5	0.0
X-ray and electromedical equipment.....	11	7905	0.8	0.0	0.0	0.0	0.4	0.0
Irradiation equipment.....	11	790512	0.0	0.0	0.0	0.0	0.0	0.0
Electromedical equipment, including diagnostic, therapeutic and patient monitoring equipment.....	11	790541	1.1	0.1	0.0	0.0	0.5	0.1
Miscellaneous electrical industrial apparatus.....	11	7929	2.8	0.0	0.0	0.0	0.0	2.1
Rectifying apparatus.....	11	792902	1.0	0.0	0.0	0.0	0.0	0.1
Other electrical equipment for industrial use, except for electronic circuitry.....	11	792904	3.7	0.0	0.0	0.0	0.0	2.9
All other electrical equipment and components, except industrial.....	11	7939	0.0	0.0	0.0	0.0	0.0	0.0
All other electrical equipment and components, except industrial.....	11	793901	0.0	0.0	0.0	0.0	0.0	0.0
Miscellaneous instruments.....	11	8	5.8	0.2	0.6	1.7	1.0	0.4
Automatic environmental controls for monitoring residential, commercial, and appliance use.....	11	81	2.7	0.3	0.0	0.3	0.0	0.0
Automatic environmental controls for monitoring residential, commercial, and appliance use.....	11	8105	2.7	0.3	0.0	0.3	0.0	0.0
Automatic environmental controls for monitoring residential, commercial, and appliance use.....	11	810501	2.7	0.3	0.0	0.3	0.0	0.0
Industrial process control instruments.....	11	82	5.1	0.4	1.2	0.3	1.1	0.2
Industrial process control instruments.....	11	8201	5.1	0.4	1.2	0.3	1.1	0.2
Industrial process control instruments.....	11	820171	5.1	0.4	1.2	0.3	1.1	0.2
Fluid meters and counting devices.....	11	84	1.8	0.0	0.1	0.1	-0.1	0.0
Fluid meters and counting devices.....	11	8401	1.8	0.0	0.1	0.1	-0.1	0.0
Engineering and scientific instruments.....	11	85	14.3	0.8	0.6	8.1	0.4	0.0
Aeronautical, nautical, and navigational instruments.....	11	8501	13.3	0.8	0.0	9.7	0.0	0.0
Aeronautical, nautical, and navigational instruments.....	11	850111	13.3	0.8	0.0	9.7	0.0	0.0
Hospital beds and specialized hospital furniture.....	11	8504	18.7	1.1	3.3	1.6	2.1	0.0
Hospital beds and specialized hospital furniture.....	11	850404	18.7	1.1	3.3	1.6	2.1	0.0
Measuring instruments and lenses.....	11	86	3.3	-0.2	0.8	-0.5	2.1	0.5
Sighting, tracking, and fire-control equipment, optical type.....	11	8601	5.4	-4.9	3.0	-4.4	10.4	0.0
Sighting, tracking, and fire-control equipment, optical type.....	11	860111	5.4	-4.9	3.0	-4.4	10.4	0.0
All other miscellaneous optical instruments and lenses.....	11	8602	6.2	1.4	2.8	-0.3	0.1	0.1
All other miscellaneous optical instruments and lenses.....	11	860211	6.2	1.4	2.8	-0.3	0.1	0.1
Laboratory analytical instruments.....	11	8603	2.6	-0.1	0.2	-0.2	1.8	0.7
Laboratory analytical instruments.....	11	860311	2.6	-0.1	0.2	-0.2	1.8	0.7
Measuring & controlling devices, n.e.c.....	11	89	3.1	0.0	0.2	0.0	0.5	1.3
Aircraft engine instruments.....	11	8901	7.5	0.0	1.8	0.0	0.0	0.0
Aircraft engine instruments.....	11	890199	7.5	0.0	1.8	0.0	0.0	0.0
Nuclear radiation detection & monitoring instruments.....	11	8904	-	0.0	0.0	0.0	2.3	-
Nuclear radiation detection & monitoring instruments.....	11	890499	-	0.0	0.0	0.0	2.3	-
Physical properties and kinematic testing equipment.....	11	8905	1.1	0.0	0.0	0.0	0.0	0.2
Physical properties and kinematic testing equipment.....	11	890599	1.1	0.0	0.0	0.0	0.0	0.2
Commercial, geophysical, meteorological, surveying & all other measuring & controlling devices.....	11	8906	0.8	0.0	0.0	0.0	1.0	0.0
Commercial, geophysical, meteorological, surveying & all other measuring & controlling devices.....	11	890611	0.8	0.0	0.0	0.0	1.0	0.0
Miscellaneous machinery.....	11	9	2.1	0.1	0.1	0.0	0.9	0.1
Oil field and gas field machinery.....	11	91	0.7	0.2	0.0	0.0	0.0	0.0
Oil and gas field drilling, surveying, and cementing machinery (except parts sold separately).....	11	9102	0.3	0.3	0.0	0.0	0.0	0.0
Oil and gas field drilling, surveying, and cementing machinery (except parts sold separately).....	11	910201	0.3	0.3	0.0	0.0	0.0	0.0
Oil field and gas field production machinery (except pumps and parts sold separately).....	11	9104	0.7	0.0	0.0	0.0	0.0	0.0
Oil field and gas field production machinery (except pumps and parts sold separately).....	11	910456	0.7	0.0	0.0	0.0	0.0	0.0
Parts and attachments for oil and gas field machinery and equipment.....	11	9106	1.5	0.0	0.0	0.0	0.0	0.0
Mining machinery and equipment.....	11	92	2.2	0.0	0.4	-0.6	0.2	0.1
Mining machinery and equipment (except parts sold separately).....	11	9207	2.4	0.0	0.5	0.0	-0.1	0.2
Underground mining machinery (except parts sold separately).....	11	920701	1.3	0.0	0.0	0.0	0.0	0.5

See footnotes at end of table.

Table 7. Producer price index percentage changes for commodity and service groupings and individual items, not seasonally adjusted — Continued
[February 2025]

Title	Commodity code		Unadjusted 12-month percent change ¹	Unadjusted 1-month percent change ¹				
	Group code	Item code		Feb. 2024 to Feb. 2025 ^P	Sept. to Oct.	Oct. to Nov. ^P	Nov. to Dec. ^P	Dec. to Jan. ^P
Crushing, pulverizing, & screening machinery (except parts sold separately).....	11	920702	1.4	0.0	1.4	0.0	0.0	0.0
Drills and other mining machinery (except parts sold separately).....	11	920703	—	0.0	0.0	0.0	-0.7	—
Mineral processing & beneficiation machinery (except parts sold separately).....	11	920704	4.9	0.0	1.7	0.0	0.6	0.0
Parts and attachments for mining machinery and equipment (sold separately).....	11	9253	1.5	0.0	0.1	-2.9	1.3	0.0
Parts and attachments for mining machinery and equipment (sold separately).....	11	925303	1.5	0.0	0.1	-2.9	1.3	0.0
Internal combustion engines.....	11	94	3.5	0.2	0.0	0.0	2.4	0.0
Diesel, semidiesel, and dual-fuel engines (except automotive).....	11	9407	—	0.0	0.0	0.0	4.6	—
Diesel, semidiesel, and dual-fuel engines (except automotive).....	11	940725	—	0.0	0.0	0.0	4.6	—
Diesel, semidiesel, and dual-fuel engines for automobiles, trucks, and buses.....	11	9408	2.7	0.5	0.0	0.0	1.9	0.1
Diesel, semidiesel, and dual-fuel engines for automobiles, trucks, and buses.....	11	940811	2.7	0.5	0.0	0.0	1.9	0.1
Parts & accessories for internal combustion engines, ex. aircraft & gasoline automotive engines.....	11	9413	3.1	0.4	0.0	0.0	1.1	0.0
Parts & accessories for internal combustion engines, ex. aircraft & gasoline automotive engines.....	11	941301	3.1	0.4	0.0	0.0	1.1	0.0
Machine shop products.....	11	95	1.0	-0.2	0.0	0.0	0.2	0.0
Machine shop products.....	11	9505	1.0	-0.2	0.0	0.0	0.2	0.0
Machine shop job work and job order repairs.....	11	950501	1.0	-0.2	0.0	0.0	0.2	0.0
Turbines and turbine generator sets.....	11	97	5.3	0.4	0.7	0.6	1.3	0.3
Turbines and turbine generator sets (excluding parts).....	11	9701	5.3	0.4	0.7	0.6	1.3	0.3
Steam, gas, and other turbines and turbine generators.....	11	970103	5.4	0.3	1.0	0.9	0.2	0.2
Parts & accessories for turbines, turbine generators, and turbine generator sets.....	11	98	0.2	0.0	0.0	0.0	0.0	0.0
Parts & accessories for turbines, turbine generators, and turbine generator sets.....	11	9801	0.2	0.0	0.0	0.0	0.0	0.0
Parts & accessories for turbines, turbine generators, and turbine generator sets.....	11	980101	0.2	0.0	0.0	0.0	0.0	0.0
Furniture and household durables.....	12	—	2.1	-0.1	0.1	-0.1	0.4	0.5
Household furniture.....	12	1	2.7	0.3	0.1	0.1	0.1	0.4
Metal household furniture.....	12	11	0.2	0.0	-0.2	0.0	0.3	0.2
Metal household furniture.....	12	1101	0.2	0.0	-0.2	0.0	0.3	0.2
Metal household dining room and kitchen furniture.....	12	110102	0.9	-0.1	-1.4	0.0	2.0	1.0
Other metal household furniture.....	12	110104	0.0	0.0	0.0	0.0	0.0	0.0
Metal household furniture, beds, nonupholstered.....	12	1101041	0.0	0.0	0.0	0.0	0.0	0.0
Wood household furniture (nonupholstered).....	12	12	7.5	1.1	0.1	0.0	0.0	0.9
Wood household furniture (nonupholstered).....	12	1206	7.5	1.1	0.1	0.0	0.0	0.9
Wood living room furniture (nonupholstered).....	12	120602	4.8	0.4	0.0	0.0	0.1	2.4
Wood dining room, outdoor, and ready-to-assemble furniture (nonupholstered).....	12	120603	13.0	1.2	0.2	0.0	0.0	0.8
Wood bedroom furniture, including infants' and children's, (nonupholstered).....	12	120605	0.3	0.7	0.0	0.0	0.0	0.7
Upholstered household furniture.....	12	13	3.6	0.1	0.3	0.2	0.2	0.6
Upholstered household furniture.....	12	1301	3.6	0.1	0.3	0.2	0.2	0.6
Dual purpose sleep furniture, incl. convertible sofa.....	12	130123	2.9	0.0	1.0	0.0	0.0	0.0
Upholstered household furniture.....	12	130141	3.8	0.2	0.2	0.2	0.2	0.7
Upholstered household davenports, sofas, loveseats, and settees.....	12	1301411	3.7	0.2	0.3	0.2	0.1	0.8
Upholstered household sectional sofa pieces.....	12	1301412	1.6	0.0	0.2	0.0	0.0	0.0
Upholstered household rocking chairs, including swivel rockers.....	12	1301413	1.2	0.0	0.3	0.0	0.0	0.0
Other upholstered household furniture, including custom.....	12	1301415	8.2	0.5	0.1	0.5	0.8	1.9
Bedding.....	12	14	0.1	0.4	-0.4	0.0	0.0	0.0
Bedding.....	12	1401	0.1	0.4	-0.4	0.0	0.0	0.0
Innerspring mattresses, excluding crib size.....	12	140104	1.1	1.0	-0.9	0.0	0.0	0.0
Mattress foundations.....	12	140107	-0.4	0.7	-0.7	0.0	0.0	0.0
Mattresses, other types, including crib, foam, waterbed mattresses and mattress inserts.....	12	140114	0.5	0.0	0.0	0.0	0.0	0.0
Sleep system ensembles and mattresses, excluding conventional waterbeds.....	12	140122	0.0	0.0	0.0	0.0	0.0	0.0
Mattress and foundation sets.....	12	140134	-1.0	0.0	0.0	0.0	0.0	0.0
Metal porch, lawn, outdoor & casual furniture.....	12	15	2.5	0.7	0.0	0.0	0.0	0.0
Porch and lawn furniture.....	12	1501	2.5	0.7	0.0	0.0	0.0	0.0
Metal porch, lawn, outdoor & casual furniture.....	12	150112	2.5	0.7	0.0	0.0	0.0	0.0

See footnotes at end of table.

Table 7. Producer price index percentage changes for commodity and service groupings and individual items, not seasonally adjusted — Continued
 [February 2025]

Title	Commodity code		Unadjusted 12-month percent change ¹	Unadjusted 1-month percent change ¹				
	Group code	Item code		Feb. 2024 to Feb. 2025 ^P	Sept. to Oct.	Oct. to Nov. ^P	Nov. to Dec. ^P	Dec. to Jan. ^P
Commercial furniture.....	12	2	2.6	-0.2	0.2	0.0	0.4	0.6
Wood office furniture and store fixtures.....	12	21	5.3	0.8	0.0	0.0	0.7	0.8
Wood office furniture and store fixtures.....	12	2101	5.3	0.8	0.0	0.0	0.7	0.8
Wood office seating, including upholstered.....	12	210112	5.5	0.0	0.0	0.0	1.6	3.2
Wood office desks and extensions.....	12	210113	3.4	0.0	0.1	0.0	0.2	1.9
Wood office files, storage units, and tables.....	12	210114	2.8	1.7	0.1	0.0	0.0	0.7
Wood office furniture, other types (incl. panel/desk systems).....	12	210116	18.6	24.1	0.0	0.0	-6.4	1.8
Fixtures for stores, banks and offices.....	12	210161	5.0	-0.1	0.0	0.0	1.0	0.6
Custom architectural woodwork, millwork, and fixtures.....	12	2101611	4.1	0.0	0.0	0.0	0.7	0.9
Wood lockers, partitions, and shelving (except custom).....	12	2101612	1.8	0.3	-1.7	0.2	0.6	-0.9
Nonwood furniture and store fixtures.....	12	22	0.7	-1.0	0.2	0.1	0.2	0.5
Nonwood commercial storage units, files, and tables.....	12	2202	0.5	-1.0	0.5	1.4	0.4	-1.0
Nonwood commercial storage units, files, and tables.....	12	220202	0.5	-1.0	0.5	1.4	0.4	-1.0
Nonwood commercial furniture.....	12	2203	2.1	0.1	0.2	0.1	-0.6	1.2
Nonwood commercial desks and extensions.....	12	220321	2.4	0.0	0.1	0.0	-0.1	2.3
Nonwood office seating.....	12	220325	2.0	0.0	0.0	0.0	0.9	0.9
Nonwood office furniture panel systems, and other nonwood office furniture.....	12	220326	2.1	0.1	0.4	0.3	-1.9	1.3
Nonwood partitions and fixtures.....	12	2204	-0.7	-2.2	0.0	-0.4	1.1	0.2
Storage racks and accessories, except wood.....	12	220407	-3.8	0.0	0.0	0.0	1.1	0.0
Fixtures (bank, office, and store) except wood.....	12	220409	-0.5	-7.3	0.0	0.0	1.9	0.0
Public building furniture.....	12	23	0.6	0.0	-0.3	0.0	0.6	0.1
Public building furniture.....	12	2301	0.6	0.0	-0.3	0.0	0.6	0.1
School furniture (except stone and concrete), excluding library furniture.....	12	230101	-	0.0	-0.9	0.0	0.4	-
Public building and related furniture, excluding school & restaurant furniture.....	12	230102	1.7	0.0	0.1	0.0	0.7	0.2
Commercial furniture and fixtures, n.e.c.....	12	24	2.5	-0.6	2.1	0.0	0.1	1.3
Commercial furniture and fixtures, n.e.c.....	12	2401	2.5	-0.6	2.1	0.0	0.1	1.3
Bar, bowling center, cafeteria, and restaurant furniture.....	12	240104	-1.3	0.0	0.1	0.0	0.1	1.2
Other commercial and institutional furniture and fixtures, n.e.c.....	12	240108	4.4	-0.8	3.1	0.0	0.1	1.3
Floor coverings.....	12	3	3.1	-1.1	-1.1	0.0	2.0	0.0
Carpets and rugs.....	12	31	3.6	-1.3	-1.3	0.0	2.4	0.0
Carpet and rugs.....	12	3101	3.6	-1.3	-1.3	0.0	2.4	0.0
Carpet and rugs.....	12	310101	3.6	-1.3	-1.3	0.0	2.4	0.0
Resilient floor coverings.....	12	32	0.0	0.0	0.0	0.0	0.0	0.0
Resilient floor coverings.....	12	3201	0.0	0.0	0.0	0.0	0.0	0.0
Resilient floor coverings.....	12	320170	0.0	0.0	0.0	0.0	0.0	0.0
Household appliances.....	12	4	0.0	0.1	-0.1	-0.5	0.3	0.7
Major appliances.....	12	41	-0.2	0.1	-0.1	-0.7	0.3	0.8
Household cooking appliances.....	12	4101	-0.7	0.2	-0.1	-1.6	0.7	1.2
Electric household ranges, ovens (including microwave), surface cooking units, and equipment.....	12	410105	-3.7	-0.8	1.0	-1.7	0.1	-1.3
Gas household ranges, ovens, surface cooking units and equipment.....	12	410139	4.9	-0.6	-0.2	-3.3	0.2	10.0
Other household ranges and cooking equipment, including outdoor equipment.....	12	410169	-2.8	2.0	-1.2	0.0	1.8	-4.3
Household refrigeration equipment.....	12	4103	0.9	0.2	-0.2	0.5	0.1	0.1
Household refrigerators, including refrigerator-freezer combinations.....	12	410329	0.9	0.2	-0.3	0.6	0.0	0.2
Other major household appliances including room air-conditioners.....	12	4104	1.2	0.3	0.0	-0.2	0.0	1.3
Room air-conditioners.....	12	410445	1.7	0.0	0.3	-0.1	0.7	0.0
Household vacuum cleaners, including parts and attachments.....	12	43	0.1	0.0	0.3	0.1	-0.6	1.1
Household vacuum cleaners and other floor care machines (including parts and attachments).....	12	4301	0.1	0.0	0.3	0.1	-0.6	1.1
Household vacuum cleaners and other floor care machines (including parts and attachments).....	12	430114	0.1	0.0	0.3	0.1	-0.6	1.1
Electric housewares and fans.....	12	44	1.7	0.0	0.1	0.2	0.0	0.0
Parts and attachments for small electric household appliances, including fan parts.....	12	4403	1.9	0.0	0.0	0.0	0.0	0.0
Parts and attachments for small electric household appliances, including fan parts.....	12	440311	1.9	0.0	0.0	0.0	0.0	0.0
Small electric household appliances, including fans.....	12	4404	1.7	0.0	0.1	0.2	0.0	0.0
Small electric household appliances, including fans.....	12	440401	1.7	0.0	0.1	0.2	0.0	0.0
Portable residential lighting fixtures, including parts and accessories.....	12	45	0.0	0.0	0.0	0.0	0.0	0.0
Portable residential lighting fixtures, including parts and accessories.....	12	4501	0.0	0.0	0.0	0.0	0.0	0.0

See footnotes at end of table.

Table 7. Producer price index percentage changes for commodity and service groupings and individual items, not seasonally adjusted — Continued
[February 2025]

Title	Commodity code		Unadjusted 12-month percent change ¹	Unadjusted 1-month percent change ¹				
	Group code	Item code		Feb. 2024 to Feb. 2025 ^P	Sept. to Oct.	Oct. to Nov. ^P	Nov. to Dec. ^P	Dec. to Jan. ^P
Portable residential lighting fixtures, including parts and accessories.	12	450135	0.0	0.0	0.0	0.0	0.0	0.0
Home electronic equipment.	12	5	1.5	0.0	0.0	0.0	0.0	0.0
Speakers and commercial sound equipment.	12	57	3.2	0.0	0.0	0.0	0.0	0.0
Speakers and commercial sound equipment.	12	5707	3.2	0.0	0.0	0.0	0.0	0.0
Speakers and commercial sound equipment.	12	570708	3.2	0.0	0.0	0.0	0.0	0.0
Other home electronic equipment.	12	58	0.0	0.0	0.0	0.0	0.0	0.0
Other home electronic equipment, including television receivers and automotive A/V equipment.	12	5803	0.0	0.0	0.0	0.0	0.0	0.0
All other consumer audio and video equipment, excluding TV receivers and automotive A/V equip.	12	580301	0.0	0.0	0.0	0.0	0.0	0.0
Other household durable goods.	12	6	2.5	0.0	1.2	-0.3	0.0	0.7
Vitreous china, fine earthenware, and other pottery products.	12	61	0.5	0.0	0.0	-0.1	0.3	0.1
Vitreous china, porcelain, and earthenware table and kitchenware and other pottery products.	12	6101	0.5	0.0	0.0	-0.1	0.3	0.1
Vitreous china, porcelain, and earthenware (semivitreous) table and kitchenware.	12	610104	3.1	0.0	0.0	-0.7	2.5	0.8
All other pottery products (including china decorated for the trade).	12	610105	0.1	0.0	0.0	0.0	0.0	0.0
Mirrors (decorated and undecorated).	12	65	9.0	-0.8	7.2	-1.8	-0.2	3.5
Mirrors (decorated and undecorated), made from purchased glass.	12	6501	9.0	-0.8	7.2	-1.8	-0.2	3.5
Mirrors (decorated and undecorated), made from purchased glass.	12	650104	9.0	-0.8	7.2	-1.8	-0.2	3.5
Lawn/garden equipment.	12	66	0.4	-0.1	0.1	0.0	0.2	0.0
Parts and attachments for consumer lawn, garden, and snow equipment.	12	6605	1.5	-0.2	-0.1	0.0	1.2	0.0
Parts and attachments for consumer lawn, garden, and snow equipment.	12	660503	1.5	-0.2	-0.1	0.0	1.2	0.0
Consumer lawn, garden, and snow equipment.	12	6607	0.3	-0.1	0.1	0.0	0.1	0.0
Consumer lawn, garden, and snow equipment.	12	660701	0.3	-0.1	0.1	0.0	0.1	0.0
Consumer riding lawn, garden, and snow equipment.	12	6607011	-0.5	-0.2	0.0	0.0	0.0	0.0
Consumer nonriding lawn, garden, and snow equipment.	12	6607012	1.2	0.0	0.2	0.0	0.1	0.0
Cutlery, flatware (except precious), razors and razor blades.	12	67	2.8	2.3	0.0	0.0	0.0	0.0
Cutlery, flatware (except precious), razors and razor blades.	12	6701	2.8	2.3	0.0	0.0	0.0	0.0
Metal kitchen utensil, pots, and pans.	12	68	0.9	0.0	0.0	0.0	0.0	0.0
Metal kitchen utensil, pots, and pans.	12	6801	0.9	0.0	0.0	0.0	0.0	0.0
Stamped and spun kitchen utensils, aluminum.	12	680101	0.0	0.0	0.0	0.0	0.0	0.0
Window shades, blinds, and accessories.	12	69	2.6	0.1	0.0	0.0	0.0	0.7
Window shades, blinds, and accessories.	12	6901	2.6	0.1	0.0	0.0	0.0	0.7
Window shades and window shade accessories and rollers.	12	690101	2.0	0.0	0.0	0.0	0.0	0.0
Other shades and blinds, including curtain and drapery fixtures, poles, & rods.	12	690103	4.0	0.0	0.0	0.0	0.0	2.5
Nonmetallic mineral products.	13	—	3.5	0.3	0.0	0.0	2.1	0.4
Glass.	13	1	1.6	0.2	0.1	0.1	0.7	0.3
Flat glass.	13	11	1.7	0.1	0.0	0.2	0.7	0.4
Specialty glass.	13	1107	1.4	0.1	0.1	0.2	0.6	0.3
Specialty glass.	13	110703	1.4	0.1	0.1	0.2	0.6	0.3
Other glass products, made by flat glass producers.	13	1107034	5.9	0.0	0.0	0.0	1.5	2.5
Flat glass (float, sheet, and plate process).	13	1108	2.8	0.2	-0.4	0.2	0.8	0.7
Flat glass (float, sheet, and plate process).	13	110811	2.8	0.2	-0.4	0.2	0.8	0.7
Other finished glassware.	13	13	0.9	0.4	0.2	-0.2	0.8	-0.3
Pressed and blown glassware.	13	1301	0.9	0.4	0.2	-0.2	0.8	-0.3
Machine-made pressed & blown table, kitchen, art, & novelty glassware.	13	130116	0.7	0.0	0.0	0.0	0.7	0.0
All other machine-made pressed and blown glassware.	13	130117	1.2	0.8	0.5	-0.4	1.0	-0.6
Handmade pressed and blown glassware.	13	130118	0.6	0.0	0.0	0.0	0.6	0.0
Concrete ingredients and related products.	13	2	6.5	0.1	0.0	0.1	2.2	1.4
Construction sand, gravel, and crushed stone.	13	21	8.1	0.2	0.0	0.1	2.6	2.0
Construction sand, gravel and crushed stone.	13	2101	8.1	0.2	0.0	0.1	2.6	2.0
Construction sand and gravel (run of pit/bank, washed, screened, etc.).	13	210120	6.0	0.3	-0.1	0.0	1.8	0.6
Construction sand and gravel, Northeast.	13	2101201	0.2	0.0	0.0	0.0	0.4	0.0
Construction sand and gravel, Midwest.	13	2101202	7.5	1.2	-0.4	0.1	2.5	0.0
Construction sand and gravel, West.	13	2101204	9.9	-0.2	0.1	-0.1	2.6	1.3
Crushed and broken stone.	13	210121	9.0	0.2	0.0	0.2	3.0	2.6
Crushed and broken limestone.	13	2101212	7.5	0.1	0.1	0.3	2.5	1.6

See footnotes at end of table.

Table 7. Producer price index percentage changes for commodity and service groupings and individual items, not seasonally adjusted — Continued
[February 2025]

Title	Commodity code		Unadjusted 12-month percent change ¹	Unadjusted 1-month percent change ¹				
	Group code	Item code		Feb. 2024 to Feb. 2025 ^P	Sept. to Oct.	Oct. to Nov. ^P	Nov. to Dec. ^P	Dec. to Jan. ^P
Crushed and broken granite.....	13	2101213	14.7	0.2	0.0	0.0	2.7	9.2
Bituminous limestone, sandstone, & other crushed & broken stone. . .	13	2101219	9.2	0.4	0.0	0.0	5.2	0.0
Cement, hydraulic.....	13	22	2.2	-0.1	0.0	-0.1	1.2	-0.1
Cement, hydraulic.....	13	2201	2.2	-0.1	0.0	-0.1	1.2	-0.1
Cement, hydraulic.....	13	220161	2.2	-0.1	0.0	-0.1	1.2	-0.1
Concrete products.....	13	3	2.6	0.1	0.4	-0.2	1.0	0.2
Concrete block and brick.....	13	31	3.6	0.2	0.0	0.0	2.1	0.1
Structural concrete block.....	13	3111	2.9	0.6	0.0	0.0	1.7	0.2
Structural concrete block.....	13	311135	2.9	0.6	0.0	0.0	1.7	0.2
Structural concrete block, lightweight units (weighing less than 105 lb/cubic ft.) (dry weight).....	13	3111351	3.9	0.0	0.0	0.0	2.0	0.4
Structural concrete block, mediumweight units (weighing 105 - 124 lb/cubic ft.) (dry weight).....	13	3111352	3.9	0.3	0.0	0.0	2.8	0.1
Structural concrete block, normalweight units (weighing 125 lb or more/cubic ft.) (dry weight).....	13	3111353	1.6	1.2	0.0	0.0	0.9	0.1
Decorative concrete block.....	13	3121	3.5	0.0	0.0	0.1	1.4	0.0
Decorative concrete block (including screen, split, slump, shadowal block, etc.).....	13	312101	3.5	0.0	0.0	0.1	1.4	0.0
Concrete brick.....	13	3131	5.3	0.0	0.0	0.0	3.5	0.0
Concrete brick.....	13	313101	5.3	0.0	0.0	0.0	3.5	0.0
Concrete pavers.....	13	3141	3.6	0.0	0.0	0.0	2.3	0.0
Concrete pavers (including grid, interlocking, etc.).....	13	314101	3.6	0.0	0.0	0.0	2.3	0.0
Concrete pipe.....	13	32	7.9	1.1	0.8	0.9	2.2	0.0
Concrete pipe.....	13	3201	7.9	1.1	0.8	0.9	2.2	0.0
Concrete pipe.....	13	320108	7.9	1.1	0.8	0.9	2.2	0.0
Concrete storm sewer pipe.....	13	3201082	5.3	0.1	0.9	1.0	2.5	0.0
Concrete pipe, except concrete culvert and storm sewer pipe.....	13	3201083	0.8	0.0	0.0	0.0	0.7	0.0
Ready-mix concrete.....	13	33	2.5	0.1	0.5	-0.4	1.0	0.0
Ready-mix concrete.....	13	3301	2.5	0.1	0.5	-0.4	1.0	0.0
Ready-mix concrete.....	13	330101	2.5	0.1	0.5	-0.4	1.0	0.0
Northeast region ready-mix concrete.....	13	330101A	0.6	0.2	0.0	-0.8	1.0	0.0
Midwest region ready-mix concrete.....	13	330101B	4.6	-0.7	0.7	-0.4	2.1	-0.5
South region ready-mix concrete.....	13	330101C	2.4	0.9	0.6	-0.5	0.4	0.2
West region ready-mix concrete.....	13	330101D	1.5	-0.6	0.5	0.0	1.0	0.0
Precast concrete products.....	13	34	2.3	0.0	0.3	0.1	0.7	0.9
Precast concrete products.....	13	3401	2.3	0.0	0.3	0.1	0.7	0.9
Precast concrete products.....	13	340106	2.3	0.0	0.3	0.1	0.7	0.9
Precast concrete slabs and tile, roof and floor units.....	13	3401061	4.0	0.0	0.0	0.0	0.0	0.0
Precast concrete architectural wall panels.....	13	3401062	2.3	0.0	0.5	0.0	1.7	1.4
Burial vaults and boxes, precast concrete.....	13	3401063	5.0	0.0	0.0	0.0	4.2	0.0
Precast concrete products (excl burial vaults and boxes, slabs and tile, and arch. wall panels).....	13	3401064	2.0	-0.1	0.4	0.1	0.3	1.0
Prestressed concrete products.....	13	35	-1.5	0.0	0.0	-0.3	0.1	0.0
Prestressed concrete products.....	13	3501	-1.5	0.0	0.0	-0.3	0.1	0.0
Prestressed concrete products.....	13	350107	-1.5	0.0	0.0	-0.3	0.1	0.0
Prestressed concrete bridge beams and solid and hollow cored slabs and panels.....	13	3501071	-1.8	0.0	0.0	-0.5	0.2	0.0
Prestressed concrete bridge beams.....	13	35010711	-0.4	0.0	0.0	-0.5	0.0	0.0
Prestressed concrete solid and hollow cored slabs and panels.....	13	35010712	-5.1	0.0	0.0	-0.7	0.7	0.0
Prestressed concrete products (excl bridge beams and solid and hollow cored slabs and panels).....	13	3501072	-1.1	0.0	0.0	0.0	0.0	0.0
Clay construction products ex. refractories.....	13	4	0.0	0.3	0.9	-1.0	0.6	-0.2
Brick and structural clay tile.....	13	42	2.3	0.0	0.0	0.0	0.8	0.0
Building or common brick.....	13	4201	2.2	0.0	0.0	0.0	0.8	0.0
Building or common brick.....	13	420101	2.2	0.0	0.0	0.0	0.8	0.0
Glazed brick and other brick (paving, floor, and sewer).....	13	4202	5.0	0.0	0.0	0.0	4.3	0.0
Glazed brick and other brick (paving, floor, and sewer).....	13	420201	5.0	0.0	0.0	0.0	4.3	0.0
Clay floor and wall tile, glazed and unglazed.....	13	44	-3.2	0.6	2.0	-2.2	0.4	-0.5
Clay floor and wall tile, glazed and unglazed (including quarry tile and ceramic mosaic tile).....	13	4401	-3.2	0.6	2.0	-2.2	0.4	-0.5
Clay floor and wall tile, glazed and unglazed (including quarry tile and ceramic mosaic tile).....	13	440131	-3.2	0.6	2.0	-2.2	0.4	-0.5
Structural clay products, n.e.c.....	13	45	5.3	0.0	0.0	0.5	0.0	0.0
Structural clay products, n.e.c.....	13	4501	5.3	0.0	0.0	0.5	0.0	0.0

See footnotes at end of table.

Table 7. Producer price index percentage changes for commodity and service groupings and individual items, not seasonally adjusted — Continued
[February 2025]

Title	Commodity code		Unadjusted 12-month percent change ¹	Unadjusted 1-month percent change ¹				
	Group code	Item code		Feb. 2024 to Feb. 2025 ^P	Sept. to Oct.	Oct. to Nov. ^P	Nov. to Dec. ^P	Dec. to Jan. ^P
All other structural clay products, excluding clay refractories.....	13	450199	5.8	0.0	0.0	0.0	0.0	0.0
Refractories.....	13	5	2.0	0.0	0.3	-0.3	0.8	0.3
Clay refractories.....	13	52	1.7	0.0	0.0	0.0	0.6	0.0
Clay refractories.....	13	5201	1.7	0.0	0.0	0.0	0.6	0.0
Clay refractories.....	13	520181	1.7	0.0	0.0	0.0	0.6	0.0
Nonclay refractories.....	13	53	2.9	0.0	1.1	-1.2	1.5	1.0
Nonclay refractories (excluding dead-burned magnesia).....	13	5301	2.9	0.0	1.1	-1.2	1.5	1.0
Nonclay refractories (excluding dead-burned magnesia).....	13	530112	2.9	0.0	1.1	-1.2	1.5	1.0
Asphalt felts and coatings.....	13	6	0.0	2.1	-1.3	-0.1	-0.2	-0.7
Prepared asphalt and tar roofing and siding products.....	13	61	-0.3	2.5	-1.6	-0.1	-0.2	-0.9
Prepared asphalt and tar roofing and siding products.....	13	6101	-0.3	2.5	-1.6	-0.1	-0.2	-0.9
Prepared asphalt and tar roofing and siding products.....	13	610131	-0.3	2.5	-1.6	-0.1	-0.2	-0.9
Asphalt smooth-surfaced roll roofing and cap sheets, organic and fiberglass base.....	13	6101311	0.3	0.0	-1.0	1.0	0.0	0.0
Asphalt mineral-surfaced roll roofing and cap sheets, organic and fiberglass base.....	13	6101312	-1.3	-2.2	0.2	0.1	0.8	0.0
Other prepared asphalt and tar products for roofing and siding.....	13	6101317	1.4	-0.2	-0.2	-0.8	-0.4	1.6
Roofing asphalts, pitches, coatings, and cement.....	13	62	1.2	0.0	0.0	0.0	0.2	0.0
Roofing asphalts, pitches, coatings, and cement.....	13	6201	1.2	0.0	0.0	0.0	0.2	0.0
Roofing asphalts, pitches, coatings, and cement.....	13	620121	1.2	0.0	0.0	0.0	0.2	0.0
Gypsum products.....	13	7	3.4	-0.1	0.5	0.1	-0.1	0.0
Gypsum products.....	13	71	3.4	-0.1	0.5	0.1	-0.1	0.0
Gypsum products.....	13	7101	3.4	-0.1	0.5	0.1	-0.1	0.0
Gypsum building materials.....	13	710102	2.9	-0.1	0.1	0.2	-0.2	0.0
Other gypsum products.....	13	710116	5.5	0.0	2.6	0.0	0.0	0.2
Glass containers.....	13	8	4.6	0.4	0.0	0.1	1.5	0.0
Glass containers.....	13	81	4.6	0.4	0.0	0.1	1.5	0.0
Glass containers (including value of packaging).....	13	8101	4.6	0.4	0.0	0.1	1.5	0.0
Glass containers (including value of packaging).....	13	810104	4.6	0.4	0.0	0.1	1.5	0.0
Other nonmetallic minerals.....	13	9	4.3	0.1	-0.2	0.2	4.9	0.6
Insulation materials.....	13	92	4.3	0.1	-0.5	0.4	0.5	0.5
Mineral wool for thermal and acoustical envelope insulation.....	13	9201	6.0	-0.3	-0.2	-0.4	0.5	0.8
Mineral wool for thermal and acoustical envelope insulation.....	13	920105	6.0	-0.3	-0.2	-0.4	0.5	0.8
Mineral wool for industrial, equipment, and appliance insulation.....	13	9202	2.0	0.7	-1.0	1.5	0.4	0.0
Mineral wool for industrial, equipment, and appliance insulation.....	13	920201	2.0	0.7	-1.0	1.5	0.4	0.0
Paving mixtures and blocks.....	13	94	6.9	-0.1	-0.4	0.3	12.7	0.5
Paving mixtures and blocks.....	13	9401	6.9	-0.1	-0.4	0.3	12.7	0.5
Paving mixtures and blocks.....	13	940113	6.9	-0.1	-0.4	0.3	12.7	0.5
Emulsified asphalt, including liquid additives.....	13	940113A	3.6	-0.1	-0.6	0.4	1.4	0.0
Other liquid asphalt and tar paving materials, including cut-backs.....	13	940113B	-3.3	-1.2	-1.1	0.4	0.5	0.0
Asphalt and tar paving mixtures (excluding liquid).....	13	940113C	11.9	0.0	-0.2	0.2	30.1	1.1
Cut stone and stone products.....	13	95	0.3	0.6	0.2	0.0	-0.7	0.2
Cut stone and stone products.....	13	9501	0.3	0.6	0.2	0.0	-0.7	0.2
Dressed dimension granite (including gneiss, syenite, diorite, and cut granite).....	13	950111	2.1	1.1	0.4	0.0	0.4	0.3
Dressed dimension limestone (including dolomite, travertine, calcareous, tufa, & cut limestone).....	13	950121	0.3	0.3	0.0	0.0	0.0	0.0
Dressed dimension marble and other stone.....	13	950151	-2.4	0.1	0.0	0.0	-2.5	0.0
Gaskets, packing, and sealing devices.....	13	98	3.3	0.0	0.0	0.0	1.0	0.2
Gaskets and gasketing material.....	13	9801	4.3	0.0	0.0	0.0	0.9	0.4
Nonmetallic gaskets and gasketing.....	13	980111	3.8	0.0	0.0	0.0	1.6	0.7
Metallic gaskets and machined seals.....	13	980112	5.1	0.0	0.0	0.0	0.0	0.0
Packing and sealing.....	13	9802	1.7	0.0	0.0	0.0	1.3	0.0
Molded packing and sealing devices.....	13	980212	2.0	0.0	0.0	0.0	1.1	0.0
Rotary oil seals.....	13	980214	1.6	0.0	0.0	0.0	1.6	0.0
Nonmetallic minerals and products, n.e.c.....	13	99	2.8	0.2	-0.1	0.2	1.4	1.2
Clay and stone mining and quarrying.....	13	9902	3.8	0.3	-0.2	0.4	2.4	2.0
Ground or treated minerals and earths.....	13	990209	2.6	-0.8	-0.6	0.6	1.2	2.0
Treated lightweight aggregate and crushed slag, minerals and earths.....	13	9902094	7.6	0.4	-0.6	1.3	1.0	3.0
Treated clays, artificially activated with acid or other materials.....	13	9902095	-	0.0	0.0	0.0	0.5	-

See footnotes at end of table.

Table 7. Producer price index percentage changes for commodity and service groupings and individual items, not seasonally adjusted — Continued
[February 2025]

Title	Commodity code		Unadjusted 12-month percent change ¹	Unadjusted 1-month percent change ¹				
	Group code	Item code		Feb. 2024 to Feb. 2025 ^P	Sept. to Oct.	Oct. to Nov. ^P	Nov. to Dec. ^P	Dec. to Jan. ^P
Other minerals and earths, treated.....	13	9902096	-2.3	-2.3	-0.9	0.1	1.6	1.6
Dimension stone mining and quarrying.....	13	990211	12.4	0.0	0.0	0.0	6.0	6.0
Clay, excluding kaolin and ball clay.....	13	990214	3.5	0.6	0.4	0.1	0.5	0.9
Bentonite.....	13	990214C	-	0.0	0.0	0.0	1.1	-
Other clay, ceramic, and refractory minerals, incl misc shale, fuller's earth, and feldspar.....	13	990214D	-	-	-	-	-	1.9
All other nonmetallic minerals, including talc and gypsum.....	13	990299	2.9	5.1	0.6	0.0	7.1	0.0
All other nonmetallic mineral products.....	13	9903	1.4	0.0	0.0	0.0	0.0	0.0
Dry-mixed concrete materials (prepackaged sand, gravel, mortar, and cement premixes).....	13	990312	-	0.0	0.0	0.0	0.0	0.0
Other nonmetallic mineral products.....	13	990319	1.9	0.0	0.0	0.0	0.0	0.0
Transportation equipment.....	14	-	1.5	0.3	0.1	0.2	0.2	0.2
Motor vehicles and equipment.....	14	1	1.3	0.4	0.1	0.2	0.1	0.1
Motor vehicles.....	14	11	1.9	1.0	0.4	0.3	0.0	0.2
Passenger cars and chassis.....	14	1101	1.6	1.4	0.3	0.0	0.0	0.1
Passenger cars and chassis.....	14	110131	1.6	1.4	0.3	0.0	0.0	0.1
Motorcycles, including three-wheel motorbikes, motorscooters, mopeds, and parts.....	14	1104	3.5	0.0	0.0	0.4	0.1	0.0
Motorcycles, including three-wheel motorbikes, motorscooters, mopeds, and parts.....	14	110401	3.5	0.0	0.0	0.4	0.1	0.0
Trucks, truck tractors, & bus chassis 14,000 lb or less, incl. minivans & suvs.....	14	1105	2.0	1.0	0.4	0.5	0.0	0.3
Trucks, truck tractors, & bus chassis 14,000 lb or less, incl. minivans & suvs.....	14	110571	2.0	1.0	0.4	0.5	0.0	0.3
Trucks, over 14,000 lbs GVW.....	14	1106	1.4	0.0	0.0	0.1	0.0	0.3
Trucks, over 14,000 lbs GVW.....	14	110684	1.4	0.0	0.0	0.1	0.0	0.3
Truck, truck tractors, and bus chassis (chassis of own manufacture) 14,001 to 33,000 lbs.....	14	1106841	1.7	0.0	0.0	0.3	0.0	0.0
Buses, including military and firefighting vehicles (chassis of own manufacture).....	14	1106843	3.7	0.0	0.0	0.0	0.0	0.7
Motor vehicle parts.....	14	12	0.5	-0.3	0.0	0.0	0.3	0.0
Motor vehicle parts.....	14	1205	0.5	-0.3	0.0	0.0	0.3	0.0
Gasoline engines and engine parts, excl. carburetors, pistons, and valves.....	14	120501	0.7	0.0	0.1	0.1	0.0	0.0
Motor vehicle steering and suspension parts.....	14	120502	-1.1	-0.9	0.0	0.0	-0.8	0.0
Motor vehicle transmission and power train.....	14	120503	0.6	-0.6	0.0	-0.1	1.1	-0.2
Motor vehicle drive train components, except wheels and brakes, new.....	14	1205031	0.4	-0.6	0.0	-0.1	0.9	-0.2
Motor vehicle transmissions except auxiliary and parts, new.....	14	12050310	2.1	0.1	0.0	0.0	3.0	-0.5
Parts for manual and automatic transmissions, new.....	14	12050313	-0.3	0.0	0.0	-0.1	0.0	0.0
Other motor vehicle drive train components, except wheels and brakes, new.....	14	12050315	0.1	-0.5	0.2	-0.3	0.8	0.0
Motor vehicle drive train components, rebuilt.....	14	1205033	5.2	0.0	0.0	0.0	4.1	0.0
Motor vehicle brake systems.....	14	120504	-2.1	-0.3	-0.2	0.2	0.3	0.0
Motor vehicle brake parts and assemblies, new.....	14	1205041	-2.2	-0.4	-0.3	0.2	0.3	0.0
Motor vehicle drum brake assemblies and parts, new.....	14	1205041A	-	-0.1	-0.9	0.7	-	-
Other motor vehicle brake parts and assemblies, new.....	14	1205041B	0.4	-0.5	0.0	0.0	0.5	0.0
Motor vehicle disc brake assemblies and parts, new.....	14	1205041C	-5.2	-0.4	0.0	0.0	0.5	0.0
Other motor vehicle parts.....	14	120508	0.6	0.1	0.1	0.0	-0.2	0.0
Vehicle seating and interior trim.....	14	120511	-0.2	-0.5	-0.1	0.0	0.4	-0.1
Automobile trimmings.....	14	1205111	-1.2	-1.0	-0.2	0.0	0.0	0.0
Seats for public conveyance and aircraft.....	14	1205113	0.8	0.0	-0.1	0.0	0.3	-0.2
Carburetors, pistons, piston rings, and valves.....	14	120513	2.4	0.0	0.5	0.0	0.3	0.0
Motor vehicle electrical and electronic equipment.....	14	120514	1.0	0.0	0.0	0.0	0.3	0.2
Vehicular lighting equipment.....	14	1205141	1.0	-0.1	0.0	0.0	0.3	0.1
Other motor vehicle electrical and electronic equipment.....	14	1205142	1.0	0.0	0.0	0.0	0.2	0.3
Battery charging alternators, generators, and regulators.....	14	12051422	2.9	0.0	0.0	0.0	0.0	1.4
Parts for electrical and electronic engine equipment.....	14	12051424	8.0	0.0	0.0	0.0	1.9	0.0
All other miscellaneous non-engine electrical and electronic equipment.....	14	12051425	0.0	0.0	0.0	0.0	0.0	0.0
All other miscellaneous complete engine electrical equipment, including spark plugs.....	14	12051426	0.6	0.0	0.0	0.0	0.6	0.0
Truck and bus bodies.....	14	13	3.5	0.0	-0.3	0.0	0.4	0.4
Truck and bus bodies sold separately.....	14	1301	4.3	0.0	-0.4	-0.1	0.5	0.5
Other truck and vehicle bodies, sold separately.....	14	13015	6.0	0.0	0.0	0.0	0.7	0.9
Dump truck bodies, sold separately.....	14	130151	-	0.0	0.0	0.0	-	-
All other truck and vehicle bodies, sold separately.....	14	130152	6.7	0.0	0.0	0.0	0.0	1.0

See footnotes at end of table.

Table 7. Producer price index percentage changes for commodity and service groupings and individual items, not seasonally adjusted — Continued
 [February 2025]

Title	Commodity code		Unadjusted 12-month percent change ¹	Unadjusted 1-month percent change ¹				
	Group code	Item code		Feb. 2024 to Feb. 2025 ^P	Sept. to Oct.	Oct. to Nov. ^P	Nov. to Dec. ^P	Dec. to Jan. ^P
Service truck bodies, sold separately.....	14	130153	3.3	0.0	0.0	0.0	0.0	0.0
Complete vehicles on purchased chassis.....	14	1302	1.2	0.1	0.0	0.0	0.2	0.0
Buses and firefighting vehicles, complete, produced on purchased chassis.....	14	13027	0.9	0.0	0.1	0.1	0.0	0.0
Buses and firefighting vehicles, complete, produced on purchased chassis.....	14	130275	0.9	0.0	0.1	0.1	0.0	0.0
Other trucks and vehicles, complete, produced on purchased chassis, except upfitting trucks.....	14	130294	3.2	0.3	0.1	0.1	0.6	0.1
Truck trailers.....	14	14	0.6	0.0	-0.1	0.1	0.4	0.6
Truck trailers.....	14	1406	0.6	0.0	-0.1	0.1	0.4	0.6
Truck trailers and chassis, axle rating 10,000 lb or more.....	14	140602	0.7	0.0	-0.1	0.1	0.5	0.6
Truck trailers and chassis, axle rating less than 10,000 lb.....	14	140603	0.0	0.0	0.0	0.0	0.0	0.0
Motor homes, built on purchased chassis.....	14	15	2.7	0.0	0.0	0.0	0.0	0.5
Motor homes, built on purchased chassis.....	14	1501	2.7	0.0	0.0	0.0	0.0	0.5
Motor homes, built on purchased chassis.....	14	150101	2.7	0.0	0.0	0.0	0.0	0.5
Travel trailers and campers.....	14	16	-0.1	0.0	-0.1	0.0	0.0	-0.5
Travel trailers.....	14	1601	-0.1	0.0	0.0	0.0	0.0	-0.6
Travel trailers.....	14	160101	-0.1	0.0	0.0	0.0	0.0	-0.6
Conventional travel trailers.....	14	1601016	-0.1	0.0	0.0	0.0	0.0	0.0
Camping trailers, campers, pick-up covers, and parts.....	14	1602	-0.3	0.0	-0.3	0.0	0.0	0.0
Camping trailers, campers, pick-up covers, and parts.....	14	160201	-0.3	0.0	-0.3	0.0	0.0	0.0
Other parts and components, excluding appliances and furnishings.....	14	1602013	0.0	0.0	0.0	0.0	0.0	0.0
Truck campers, caps, box covers, and fold-down camping trailers.....	14	1602014	-0.9	0.0	-0.9	0.0	0.0	0.0
Aircraft and aircraft equipment.....	14	2	2.2	0.0	0.1	0.1	0.5	0.3
Aircraft.....	14	21	2.1	0.0	0.0	0.2	0.3	0.4
Civilian aircraft.....	14	2102	3.1	0.1	0.0	0.3	0.6	0.6
Civilian aircraft.....	14	210206	3.1	0.1	0.0	0.3	0.6	0.6
Aircraft engine and engine parts.....	14	23	1.9	0.0	0.0	0.0	0.7	0.1
Aircraft engine and engine parts.....	14	2301	1.9	0.0	0.0	0.0	0.7	0.1
Aircraft engine and engine parts.....	14	230101	1.9	0.0	0.0	0.0	0.7	0.1
Aeronautical services on aircraft engines.....	14	2301015	-	0.3	0.0	-	-	-
Aircraft engine parts and accessories.....	14	2301017	2.7	0.0	0.1	0.0	1.1	0.1
Parts and accessories for military aircraft engines.....	14	23010175	2.9	0.0	0.1	0.0	0.6	0.2
Parts and accessories for civilian aircraft engines.....	14	23010177	2.6	0.0	0.0	0.0	1.3	0.1
Other aircraft parts and equipment.....	14	25	3.0	0.1	0.2	-0.2	1.0	0.0
Other aircraft parts and equipment.....	14	2501	3.0	0.1	0.2	-0.2	1.0	0.0
Aircraft propellers and helicopter rotors.....	14	250102	1.5	0.0	0.2	0.0	0.4	0.0
Aircraft parts and auxiliary equipment.....	14	250103	3.1	0.1	0.2	-0.2	1.0	0.0
Aircraft landing gear for civilian and military aircraft.....	14	2501032	3.5	0.0	0.0	0.0	3.5	0.0
Other aircraft subassemblies and parts for military aircraft.....	14	2501033	1.5	0.0	0.1	-0.1	1.0	0.5
Other aircraft subassemblies and parts for civilian aircraft.....	14	2501034	3.2	0.1	0.2	-0.2	0.9	-0.1
Ships and boats.....	14	3	1.8	0.1	0.3	0.1	0.1	0.1
Ships.....	14	31	1.6	0.0	0.4	0.1	0.0	0.1
Military self-propelled ships, new construction.....	14	3102	0.9	0.0	0.5	-0.1	0.0	0.2
Military self-propelled ships, new construction.....	14	310201	0.9	0.0	0.5	-0.1	0.0	0.2
Nonmilitary self-propelled ships, new construction.....	14	3103	5.6	0.0	0.2	0.8	0.0	0.1
Nonmilitary self-propelled ships, new construction.....	14	310301	5.6	0.0	0.2	0.8	0.0	0.1
Boats.....	14	32	2.0	0.2	0.1	0.1	0.3	0.1
Outboard motorboats, including commercial and military (except sailboats and lifeboats).....	14	3201	2.1	0.2	0.1	0.1	0.3	0.1
Outboard motorboats, wood or metal, incl. comm. and military (exc. sailboats and lifeboats).....	14	320107	0.9	0.3	0.3	0.3	0.3	0.3
Outboard motorboats, plastics/fiberglass, incl. comm. and mil. (exc. sailboats and lifeboats).....	14	320108	2.7	0.2	0.0	0.0	0.4	0.0
Inboard motorboats, including commercial and military (except sailboats and lifeboats).....	14	3202	2.9	0.6	0.1	0.0	0.0	0.3
Inboard cabin cruisers, including commercial and military (except sailboats and lifeboats).....	14	320206	2.9	0.6	0.1	0.0	0.0	0.4
Other inboard motorboats, including commercial and military (except sailboats and lifeboats).....	14	320207	2.8	0.7	0.0	0.0	0.0	0.0
Inboard-outdrive boats, including commercial and military (except sailboats and lifeboats).....	14	3203	1.7	0.0	0.1	0.0	0.0	0.1
All other inboard-outdrive boats, incl. comm. and military (except sailboats and lifeboats).....	14	320310	1.3	0.0	0.1	0.0	0.0	0.1
All other boats (excluding military and commercial).....	14	3204	0.3	0.0	0.1	0.1	0.0	0.1

See footnotes at end of table.

Table 7. Producer price index percentage changes for commodity and service groupings and individual items, not seasonally adjusted — Continued
[February 2025]

Title	Commodity code		Unadjusted 12-month percent change ¹	Unadjusted 1-month percent change ¹				
	Group code	Item code		Feb. 2024 to Feb. 2025 ^P	Sept. to Oct.	Oct. to Nov. ^P	Nov. to Dec. ^P	Dec. to Jan. ^P
All other boats (excluding military and commercial).....	14	320406	0.3	0.0	0.1	0.1	0.0	0.1
Railroad equipment.....	14	4	-0.1	0.0	0.1	0.0	-0.2	0.2
Railroad cars and locomotives.....	14	44	-1.4	0.0	0.0	0.0	-0.2	0.0
Railroad cars and locomotives.....	14	4401	-1.4	0.0	0.0	0.0	-0.2	0.0
Railroad cars.....	14	440102	-3.6	0.0	0.0	0.1	-0.4	0.0
Railway maintenance of way equipment and parts.....	14	45	2.8	0.1	0.4	0.1	-0.3	0.7
Railway maintenance of way equipment and parts.....	14	4501	2.8	0.1	0.4	0.1	-0.3	0.7
Air brake and other brake equipment.....	14	450101	—	0.2	-0.1	0.0	0.0	—
Railway maintenance of way & all other railroad and streetcar equipment, parts and accessories.....	14	450102	—	0.0	0.6	0.1	-0.4	1.0
Transportation equipment, n.e.c.....	14	9	-1.6	0.0	-0.1	0.0	-0.4	0.0
Transportation equipment, n.e.c.....	14	91	-1.6	0.0	-0.1	0.0	-0.4	0.0
Other transportation equipment, incl. golf carts, vehicle trailers, and all-terrain vehicles.....	14	9111	-1.6	0.0	-0.1	0.0	-0.4	0.0
Automobile and light truck trailers.....	14	911104	-0.9	0.0	0.0	0.0	-1.0	0.0
All other miscellaneous transportation equipment, including all-terrain vehicles.....	14	911105	-2.1	0.0	-0.1	0.0	-0.1	0.1
All-terrain vehicles and parts.....	14	9111051	-1.0	0.0	-0.4	0.0	0.1	0.0
All other miscellaneous transportation equipment and parts.....	14	9111052	-2.6	0.0	0.0	0.0	-0.3	0.1
Miscellaneous products.....	15	—	5.2	0.1	0.6	0.0	0.4	0.9
Toys, sporting goods, small arms, etc.....	15	1	-0.7	0.0	0.0	0.2	-1.1	0.0
Toys, games, and children's vehicles.....	15	11	0.3	0.0	0.0	0.0	0.0	0.0
Toys, games, and children's vehicles.....	15	1101	0.3	0.0	0.0	0.0	0.0	0.0
Nonelectronic games and puzzles (excl. toys), and electronic toys (incl. parts).....	15	110152	0.0	0.0	0.0	0.0	0.0	0.0
Nonelectronic games and puzzles, including parts.....	15	1101521	0.0	0.0	0.0	0.0	0.0	0.0
Other nonelectronic toys, including parts.....	15	110154	0.4	0.0	0.0	0.0	0.4	0.0
Models, science & craft kits/supply, & collectors' miniatures.....	15	110155	-0.2	0.0	0.0	0.0	0.0	0.0
Sporting and athletic goods.....	15	12	-2.1	0.1	0.0	0.3	-2.4	0.0
Sporting and athletic goods.....	15	1201	-2.1	0.1	0.0	0.3	-2.4	0.0
Golf equipment, excluding apparel and shoes.....	15	120127	—	0.0	0.0	0.0	—	—
Bicycles, adult tricycles, unicycles and parts.....	15	120182	1.0	0.1	0.1	0.1	0.0	0.1
Playground equipment.....	15	120185	3.7	0.6	0.0	3.1	0.0	0.0
Gymnasium and exercise equipment.....	15	120192	0.0	0.0	0.0	0.0	0.0	0.0
Other sporting and athletic goods.....	15	120193	1.7	0.0	0.0	0.0	1.7	0.0
Small arms and ammunition.....	15	13	1.6	0.0	0.0	0.0	1.1	0.0
Small arms.....	15	1301	0.0	0.0	0.0	0.0	0.0	0.0
Single barrel shotguns, other small firearms n.e.c., and parts & attachments for small arms.....	15	130128	0.0	0.0	0.0	0.0	0.0	0.0
Small arms ammunition.....	15	1302	4.4	0.0	0.0	0.0	3.0	0.0
Small arms cartridges and shells.....	15	130281	4.2	0.0	0.0	0.0	3.2	0.0
Other ammunition products.....	15	130282	—	0.0	0.0	0.0	2.2	—
Tobacco products, incl. stemmed & redried.....	15	2	10.9	0.4	1.9	0.0	0.0	2.3
Cigarettes, excluding electronic.....	15	21	11.7	0.3	2.2	0.0	0.0	2.6
Cigarettes, excluding electronic.....	15	2101	11.7	0.3	2.2	0.0	0.0	2.6
Cigarettes, excluding electronic.....	15	210105	11.7	0.3	2.2	0.0	0.0	2.6
Stemmed and redried tobacco.....	15	24	6.9	0.0	0.0	0.0	1.5	0.1
Stemmed and redried tobacco.....	15	2402	6.9	0.0	0.0	0.0	1.5	0.1
Stemmed and redried tobacco.....	15	240208	6.9	0.0	0.0	0.0	1.5	0.1
Tobacco, unstemmed leaf, redried before packing.....	15	2402081	4.4	0.0	0.0	0.0	0.9	0.1
Tobacco, stemmed.....	15	2402084	10.0	0.0	0.0	0.0	2.2	0.0
Other tobacco products.....	15	25	5.7	0.5	0.0	0.2	0.1	0.9
Other tobacco products.....	15	2501	5.7	0.5	0.0	0.2	0.1	0.9
Other tobacco products.....	15	250101	5.7	0.5	0.0	0.2	0.1	0.9
Cigars.....	15	2501011	6.1	2.5	0.0	0.0	0.0	0.0
Chewing and smoking tobacco.....	15	2501014	5.6	0.0	0.0	0.3	0.0	1.1
Notions.....	15	3	4.1	0.0	0.0	0.0	4.1	0.0
Fasteners, zippers, buttons, needles, pins, and buckles.....	15	32	4.1	0.0	0.0	0.0	4.1	0.0
Fasteners, zippers, buttons, needles, pins, and buckles.....	15	3201	4.1	0.0	0.0	0.0	4.1	0.0
Fasteners, zippers, buttons, needles, pins, and buckles (except precious metal).....	15	320100	4.1	0.0	0.0	0.0	4.1	0.0

See footnotes at end of table.

Table 7. Producer price index percentage changes for commodity and service groupings and individual items, not seasonally adjusted — Continued
[February 2025]

Title	Commodity code		Unadjusted 12-month percent change ¹	Unadjusted 1-month percent change ¹				
	Group code	Item code		Feb. 2024 to Feb. 2025 ^P	Sept. to Oct.	Oct. to Nov. ^P	Nov. to Dec. ^P	Dec. to Jan. ^P
Photographic equipment and supplies.....	15	4	8.5	-2.6	4.0	-3.6	-1.0	4.2
Photographic supplies.....	15	42	11.2	-3.3	5.2	-4.6	-1.3	5.5
Photographic supplies.....	15	4206	11.2	-3.3	5.2	-4.6	-1.3	5.5
Photographic supplies.....	15	420601	11.2	-3.3	5.2	-4.6	-1.3	5.5
Prepared photographic chemicals.....	15	4206011	0.5	0.0	0.0	0.0	0.0	0.0
Photographic sensitized film, plates, paper, & cloth.....	15	4206012	15.3	-4.4	7.0	-6.1	-1.7	7.5
Photographic sensitized film, plates, paper & cloth, other than silver-halide-type (incl X-ray).....	15	42060122	2.8	0.0	0.0	0.0	0.0	0.0
Mobile homes.....	15	5	1.8	0.1	0.0	0.0	0.1	0.2
Manufactured homes (mobile homes), all sizes (incl. multisection).....	15	53	1.8	0.1	0.0	0.0	0.1	0.2
Manufactured mobile homes and nonresidential mobile buildings.....	15	5303	1.8	0.1	0.0	0.0	0.1	0.2
Manufactured (mobile) homes incl. multi-section & nonresidential mobile buildings (NRB).....	15	530303	1.8	0.1	0.0	0.0	0.1	0.2
Medical, surgical & personal aid devices.....	15	6	1.9	0.0	0.0	0.1	1.0	0.0
Surgical and medical instruments.....	15	62	2.4	0.4	0.0	0.0	1.1	0.0
Surgical and medical instruments.....	15	6201	2.4	0.4	0.0	0.0	1.1	0.0
Surgical and medical instruments.....	15	620103	2.4	0.4	0.0	0.0	1.1	0.0
Surgical and medical catheters.....	15	6201031	4.5	1.5	0.0	0.0	1.4	0.0
Orthopedic and surgical instruments.....	15	6201033	2.3	0.0	0.0	0.0	0.2	0.0
Other surgical and medical apparatus and instruments, excluding parts.....	15	6201037	3.3	0.4	0.0	0.0	2.6	0.0
Parts for surgical and medical apparatus and instruments.....	15	6201038	-0.1	0.0	-0.1	0.1	0.6	0.0
Medical and surgical appliances and supplies.....	15	63	1.6	-0.5	0.1	0.1	1.1	-0.1
Medical and surgical appliances and supplies.....	15	6301	1.6	-0.5	0.1	0.1	1.1	-0.1
Medical and surgical appliances and supplies.....	15	630104	1.6	-0.5	0.1	0.1	1.1	-0.1
Artificial joints and limbs.....	15	6301041	-	1.0	-0.2	0.0	0.7	-
Other orthopedic and prosthetic appliances.....	15	6301042	3.3	0.6	0.1	0.7	1.3	0.1
All other surgical and medical items.....	15	6301044	1.4	-0.9	0.1	0.0	1.1	-0.1
Ophthalmic goods.....	15	64	0.1	0.1	-0.7	0.5	0.1	0.2
Ophthalmic goods.....	15	6401	0.1	0.1	-0.7	0.5	0.1	0.2
Ophthalmic fronts, temples, and focal and contact lenses.....	15	640107	-	0.1	-0.9	0.7	0.1	0.3
Other ophthalmic goods and prescription ground eyeglass lenses.....	15	640108	-	0.2	0.3	-0.1	0.0	0.0
Dental equipment and supplies.....	15	65	1.7	0.0	-0.1	0.2	1.1	0.1
Dental equipment and supplies.....	15	6501	1.7	0.0	-0.1	0.2	1.1	0.1
Dental equipment and supplies.....	15	650107	1.7	0.0	-0.1	0.2	1.1	0.1
Professional dental equipment and supplies.....	15	6501071	1.8	0.0	0.0	0.2	1.3	0.1
Professional dental equipment.....	15	65010713	1.8	0.0	0.0	0.0	1.2	0.2
Professional dental supplies.....	15	65010714	1.7	-0.1	0.0	0.5	1.5	-0.3
Other industrial safety equipment.....	15	7	3.5	0.1	0.0	0.0	1.2	0.0
Personal safety equipment and clothing.....	15	71	3.5	0.1	0.0	0.0	1.2	0.0
Personal safety equipment and clothing.....	15	7108	3.5	0.1	0.0	0.0	1.2	0.0
Personal safety equipment and clothing.....	15	710802	3.5	0.1	0.0	0.0	1.2	0.0
Other miscellaneous products.....	15	9	5.7	0.4	-0.3	0.2	0.7	0.4
Burial caskets.....	15	91	5.2	2.5	0.2	0.2	1.3	0.8
Burial caskets.....	15	9101	5.2	2.5	0.2	0.2	1.3	0.8
Burial caskets.....	15	910109	5.2	2.5	0.2	0.2	1.3	0.8
Wood burial caskets & coffins, completely lined & trimmed, adult sizes.....	15	9101093	-	0.0	0.8	0.8	2.1	0.0
Other burial caskets & coffins, including burial boxes and vaults (except concrete and stone).....	15	9101095	-	1.9	0.0	0.0	1.4	4.7
Musical instruments.....	15	93	1.8	0.0	0.2	0.0	0.2	0.0
Musical instruments.....	15	9301	1.8	0.0	0.2	0.0	0.2	0.0
Other musical instruments and parts.....	15	930117	1.3	0.0	0.3	0.0	0.2	0.0
Other nonelectronic musical instruments.....	15	9301172	3.2	0.0	0.9	0.0	0.9	0.0
Jewelry and jewelry products.....	15	94	7.9	1.2	-1.7	1.2	0.2	1.8
Jewelry (gold and platinum) and silverware.....	15	9402	10.4	1.5	-2.2	1.9	0.3	2.4
Jewelry, gold and platinum.....	15	940222	10.4	1.5	-2.2	1.9	0.3	2.4
Costume jewelry and novelties.....	15	9404	2.2	0.0	0.0	0.0	1.0	0.0
Costume jewelry and novelties.....	15	940415	2.2	0.0	0.0	0.0	1.0	0.0
All other jewelry and personal goods (excluding costume).....	15	9407	2.8	1.3	-2.5	0.8	-0.8	1.3
All other jewelry and personal goods (excluding costume).....	15	940714	2.8	1.3	-2.5	0.8	-0.8	1.3
Jewelers' material and lapidary work.....	15	9408	13.0	1.4	-0.5	0.4	0.5	2.2

See footnotes at end of table.

Table 7. Producer price index percentage changes for commodity and service groupings and individual items, not seasonally adjusted — Continued
 [February 2025]

Title	Commodity code		Unadjusted 12-month percent change ¹	Unadjusted 1-month percent change ¹				
	Group code	Item code		Feb. 2024 to Feb. 2025 ^P	Sept. to Oct.	Oct. to Nov. ^P	Nov. to Dec. ^P	Dec. to Jan. ^P
Pens, pencils, and marking devices.....	15	95	2.0	0.0	0.0	0.0	0.3	0.0
Pens, markers, mechanical pencils, and associated parts.....	15	9502	2.2	0.0	0.0	0.0	0.0	0.0
Pens, markers, mechanical pencils, and associated parts.....	15	950210	2.2	0.0	0.0	0.0	0.0	0.0
Lead pencils, art goods, office supplies and small office equipment, excluding paper.....	15	9503	2.3	0.0	0.0	0.0	0.4	0.0
Lead pencils, art goods, office supplies and small office equipment, excluding paper.....	15	950307	2.3	0.0	0.0	0.0	0.4	0.0
Marking devices.....	15	9504	1.0	0.0	0.0	0.0	0.7	0.0
Marking devices.....	15	950406	1.0	0.0	0.0	0.0	0.7	0.0
Brooms and brushes.....	15	97	6.8	0.0	0.0	0.0	3.9	0.9
Brooms, brushes and mops.....	15	9705	6.8	0.0	0.0	0.0	3.9	0.9
Brooms, mops, and dusters.....	15	970501	1.0	0.0	0.0	0.0	1.0	0.0
Brooms.....	15	9705011	1.1	0.0	0.0	0.0	1.1	0.0
Mops and dusters, including refills.....	15	9705012	1.0	0.0	0.0	0.0	1.0	0.0
Paint and varnish brushes and rollers.....	15	970502	2.0	0.0	0.0	0.0	0.2	1.8
Paint and varnish brushes.....	15	9705021	3.9	0.0	0.0	0.0	0.3	3.6
Paint holders, pads, roller frames, and rollers.....	15	9705022	0.3	0.0	0.0	0.0	0.2	0.1
Other brushes, excl. paint and varnish brushes.....	15	970503	10.9	0.0	0.0	0.0	6.2	1.2
Brushes, other than personal.....	15	9705032	7.2	0.0	0.0	0.0	0.0	1.9
Miscellaneous products, n.e.c.....	15	9A	5.7	0.2	-0.1	0.0	0.6	0.0
Candles.....	15	9A01	0.6	0.0	0.0	0.0	0.7	0.0
Candles.....	15	9A0101	0.6	0.0	0.0	0.0	0.7	0.0
Signs and advertising displays.....	15	9A04	6.4	0.4	0.0	0.0	0.3	0.0
Non-electric signs and displays.....	15	9A0402	4.2	0.6	0.0	0.0	0.6	0.0
All other miscellaneous fabricated products and recyclable materials.....	15	9A09	5.5	0.1	-0.3	0.1	1.0	0.1
Other miscellaneous fabricated products.....	15	9A0901	5.9	0.1	-0.3	0.1	1.1	0.1
Reproduction of audio and video media and software.....	15	9D	6.1	0.5	0.0	0.0	0.0	0.0
Reproduction of audio and video media and software.....	15	9D01	6.1	0.5	0.0	0.0	0.0	0.0
Services²								
Transportation services.....	30	—	3.0	1.2	-0.6	2.0	1.1	-0.2
Transportation of freight and mail.....	30	1	3.2	-0.2	0.0	1.0	1.6	-0.1
Rail transportation of freight and mail.....	30	11	3.0	-0.2	-0.1	0.1	1.4	0.0
Rail transportation of freight and mail.....	30	1101	3.0	-0.2	-0.1	0.1	1.4	0.0
Rail transportation of freight and mail.....	30	110101	3.0	-0.2	-0.1	0.1	1.4	0.0
Truck transportation of freight.....	30	12	2.2	-0.5	-0.4	1.5	1.7	-0.1
Local motor carrying.....	30	1201	1.7	-0.2	0.0	0.1	0.2	0.0
Local motor carrying.....	30	120101	1.7	-0.2	0.0	0.1	0.2	0.0
Long-distance motor carrying.....	30	1202	2.4	-0.6	-0.5	2.0	2.3	-0.1
Long-distance motor carrying.....	30	120201	2.4	-0.6	-0.5	2.0	2.3	-0.1
Water transportation of freight.....	30	13	1.4	-0.7	-1.0	-0.5	-0.6	1.9
Deep sea water transportation of freight.....	30	1301	-1.8	-1.2	-3.2	-0.6	-2.4	4.7
Deep sea water transportation of freight.....	30	130101	-1.8	-1.2	-3.2	-0.6	-2.4	4.7
Coastal and intercoastal water transportation of freight.....	30	1302	3.7	0.4	0.1	-0.1	0.8	0.1
Coastal and intercoastal water transportation of freight.....	30	130201	3.7	0.4	0.1	-0.1	0.8	0.1
Great Lakes-St Lawrence Seaway water transportation of freight.....	30	1303	3.1	-0.3	0.2	0.0	0.2	0.0
Great lakes-St Lawrence Seaway water transportation of freight.....	30	130301	3.1	-0.3	0.2	0.0	0.2	0.0
Inland waterways transportation of freight.....	30	1304	3.2	-1.3	0.8	-1.0	0.2	0.2
Inland waterways transportation of freight.....	30	130401	3.2	-1.3	0.8	-1.0	0.2	0.2
Air transportation of freight.....	30	14	1.4	1.4	-0.6	1.3	-0.5	-1.2
Air transportation of freight.....	30	1401	1.4	1.4	-0.6	1.3	-0.5	-1.2
Air transportation of freight, domestic.....	30	140102	-1.3	0.1	-0.6	0.8	1.7	-2.0
Air transportation of freight, international.....	30	140103	6.2	3.6	-0.7	2.1	-4.1	0.1
Courier, messenger, and U.S. postal services.....	30	16	5.4	0.2	0.6	0.7	2.2	-0.3
U.S. Postal Service.....	30	1601	7.2	0.9	0.0	0.0	0.0	0.2
Mailing services (market dominant services).....	30	160107	7.6	0.1	0.0	0.0	0.0	0.0
First class mail.....	30	1601071	7.7	0.2	0.0	0.0	0.0	0.0
Periodicals mail.....	30	1601072	9.5	0.0	0.0	0.0	0.0	0.0
Standard class mail.....	30	1601073	7.4	0.0	0.0	0.0	0.0	0.0
Package services mail.....	30	1601074	8.4	0.0	0.0	0.0	0.0	0.0
Special services and fees.....	30	1601075	6.8	0.0	0.0	0.0	0.0	0.0
Shipping services (competitive services).....	30	160108	6.3	3.0	0.0	0.0	0.0	0.6
Courier and messenger services, except air.....	30	1602	4.2	-0.1	0.9	0.9	2.5	-0.5

See footnotes at end of table.

Table 7. Producer price index percentage changes for commodity and service groupings and individual items, not seasonally adjusted — Continued
 [February 2025]

Title	Commodity code		Unadjusted 12-month percent change ¹	Unadjusted 1-month percent change ¹				
	Group code	Item code		Feb. 2024 to Feb. 2025 ^P	Sept. to Oct.	Oct. to Nov. ^P	Nov. to Dec. ^P	Dec. to Jan. ^P
Courier and messenger services, except air.....	30	160201	4.2	-0.1	0.9	0.9	2.5	-0.5
Air mail and package delivery services, excluding by USPS.....	30	1603	5.0	-0.5	1.2	1.4	4.7	-0.7
Air mail and package delivery services, excluding by USPS.....	30	160301	5.0	-0.5	1.2	1.4	4.7	-0.7
Pipeline transportation.....	30	17	2.4	0.5	0.3	0.7	-0.3	-0.1
Pipeline transportation of petroleum products.....	30	1701	3.4	1.1	0.3	0.0	-0.3	0.0
Pipeline transportation of crude petroleum.....	30	170101	4.1	1.3	0.1	0.0	-0.2	0.0
Pipeline transportation of refined petroleum products.....	30	170102	2.7	0.8	0.6	0.0	-0.5	0.0
Pipeline transportation of natural gas.....	30	1702	1.5	0.0	0.4	1.3	-0.2	-0.2
Pipeline transportation of natural gas.....	30	170201	1.5	0.0	0.4	1.3	-0.2	-0.2
Transportation of passengers (partial).....	30	2	2.3	7.6	-3.2	6.4	-1.2	-0.8
Rail transportation of passengers.....	30	21	0.0	0.0	0.0	0.0	0.0	0.0
Rail transportation of passengers.....	30	2101	0.0	0.0	0.0	0.0	0.0	0.0
Rail transportation of passengers.....	30	210101	0.0	0.0	0.0	0.0	0.0	0.0
Airline passenger services.....	30	22	2.4	7.7	-3.2	6.5	-1.2	-0.8
Airline passenger services.....	30	2201	2.4	7.7	-3.2	6.5	-1.2	-0.8
Airline passenger services, domestic.....	30	220101	1.0	7.1	-2.8	5.8	-3.1	0.9
Airline passenger services, international.....	30	220102	6.8	9.6	-4.6	8.7	4.5	-5.7
Services related to transportation activities.....	31	—	2.2	0.4	-0.4	0.0	0.1	0.2
Services related to water transportation.....	31	1	5.5	0.5	0.2	0.1	1.5	0.1
Towing, tugging, docking, and related services.....	31	11	5.6	0.4	-0.1	-0.1	0.7	0.4
Towing, tugging, docking and related services.....	31	1101	5.6	0.4	-0.1	-0.1	0.7	0.4
Towing, tugging, docking and related services.....	31	110101	5.6	0.4	-0.1	-0.1	0.7	0.4
Operation of port waterfront terminals.....	31	12	8.3	0.2	1.1	0.6	7.0	0.0
Operation of port waterfront terminals.....	31	1201	8.3	0.2	1.1	0.6	7.0	0.0
Operation of port waterfront terminals.....	31	120101	8.3	0.2	1.1	0.6	7.0	0.0
Marine cargo handling.....	31	13	4.3	0.6	0.0	0.0	-0.2	0.0
Marine cargo handling.....	31	1301	4.3	0.6	0.0	0.0	-0.2	0.0
Marine cargo handling.....	31	130101	4.3	0.6	0.0	0.0	-0.2	0.0
Services related to air transportation.....	31	2	4.6	0.2	-1.8	0.1	-0.7	0.5
Other airport operations, excluding aircraft maintenance and repair.....	31	21	4.6	0.2	-1.8	0.1	-0.7	0.5
Other airport operations, excluding aircraft maintenance and repair.....	31	2101	4.6	0.2	-1.8	0.1	-0.7	0.5
Other airport operations, excluding aircraft maintenance and repair.....	31	210101	4.6	0.2	-1.8	0.1	-0.7	0.5
Other services related to transportation activities (partial).....	31	3	0.1	0.5	0.0	0.0	0.0	0.0
Arrangement of freight and cargo.....	31	31	6.1	0.8	0.0	0.0	0.0	0.0
Arrangement of freight and cargo.....	31	3101	6.1	0.8	0.0	0.0	0.0	0.0
Arrangement of freight and cargo.....	31	310101	6.1	0.8	0.0	0.0	0.0	0.0
Freight forwarding.....	31	32	-8.6	0.0	0.0	0.0	0.0	0.0
Freight forwarding.....	31	3201	-8.6	0.0	0.0	0.0	0.0	0.0
Freight forwarding.....	31	320101	-8.6	0.0	0.0	0.0	0.0	0.0
Warehousing, storage, and related services.....	32	—	3.3	0.1	0.1	0.1	2.7	1.3
Warehousing, storage, and related services.....	32	1	3.3	0.1	0.1	0.1	2.7	1.3
Warehousing, storage, and related services.....	32	11	3.3	0.1	0.1	0.1	2.7	1.3
Warehousing, storage, and related services.....	32	1101	3.3	0.1	0.1	0.1	2.7	1.3
Warehousing, storage, and related services.....	32	110101	3.3	0.1	0.1	0.1	2.7	1.3
Publishing sales, excluding software.....	33	—	5.3	0.4	-0.1	0.0	2.7	0.6
Book, periodical, and newspaper publishing sales and subscriptions.....	33	1	5.5	0.6	0.1	-0.2	3.5	-0.1
Sales of books.....	33	11	4.7	1.1	0.2	-0.3	2.9	-0.3
Sales of textbooks.....	33	1101	6.6	5.6	1.0	-0.1	-0.2	0.0
Sales of textbooks.....	33	110101	6.6	5.6	1.0	-0.1	-0.2	0.0
Sales of technical, scientific, and professional books.....	33	1102	7.9	0.0	-0.1	0.1	5.2	0.0
Sales of technical, scientific, and professional books.....	33	110201	7.9	0.0	-0.1	0.1	5.2	0.0
Sales of religious books.....	33	1103	0.5	1.1	-1.6	-0.5	0.4	2.5
Sales of religious books.....	33	110301	0.5	1.1	-1.6	-0.5	0.4	2.5
Sales of general adult and juvenile books.....	33	1104	0.0	-0.2	0.9	-1.8	2.4	-2.0
Sales of general adult and juvenile books.....	33	110402	0.0	-0.2	0.9	-1.8	2.4	-2.0
Sales of general adult books.....	33	1104021	-0.6	1.4	0.6	-1.9	3.1	-3.5
Sales of juvenile books.....	33	1104022	0.8	-2.2	1.2	-1.7	1.5	0.1
Sales of general reference books.....	33	1105	-0.1	1.3	-1.5	1.4	-0.6	2.0

See footnotes at end of table.

Table 7. Producer price index percentage changes for commodity and service groupings and individual items, not seasonally adjusted — Continued
 [February 2025]

Title	Commodity code		Unadjusted 12-month percent change ¹	Unadjusted 1-month percent change ¹				
	Group code	Item code		Feb. 2024 to Feb. 2025 ^P	Sept. to Oct.	Oct. to Nov. ^P	Nov. to Dec. ^P	Dec. to Jan. ^P
Sales of general reference books.....	33	110501	-0.1	1.3	-1.5	1.4	-0.6	2.0
Sales and subscriptions of periodicals and newspapers.....	33	12	6.3	0.2	0.0	0.0	4.2	0.0
Sales and subscriptions of periodicals.....	33	1201	0.0	0.0	0.0	0.0	-0.2	0.1
Sales and subscriptions of periodicals.....	33	120101	0.0	0.0	0.0	0.0	-0.2	0.1
Newspaper subscription and single copy sales.....	33	1202	10.6	0.3	0.0	0.0	7.0	0.0
Newspaper subscription and single copy sales.....	33	120205	10.6	0.3	0.0	0.0	7.0	0.0
Newspaper subscriptions, print and online bundled.....	33	1202051	3.8	3.4	-0.1	-0.2	0.0	-0.1
Newspaper subscriptions, print only.....	33	1202052	11.3	0.0	0.0	0.0	7.7	0.0
Greeting card publishing sales.....	33	3	1.6	0.0	-0.1	0.1	1.2	0.0
Greeting card publishing sales.....	33	31	1.6	0.0	-0.1	0.1	1.2	0.0
Greeting card publishing sales.....	33	3101	1.6	0.0	-0.1	0.1	1.2	0.0
Greeting card publishing sales.....	33	310101	1.6	0.0	-0.1	0.1	1.2	0.0
Calendars, yearbooks, and other miscellaneous publishing sales.....	33	4	-1.2	0.0	0.0	0.0	0.0	0.0
Calendars, yearbooks, and other miscellaneous publishing sales.....	33	41	-1.2	0.0	0.0	0.0	0.0	0.0
Calendars, yearbooks, and other miscellaneous publishing sales.....	33	4101	-1.2	0.0	0.0	0.0	0.0	0.0
Calendars, yearbooks, and other miscellaneous publishing sales.....	33	410101	-1.2	0.0	0.0	0.0	0.0	0.0
Directory, mailing list, and related compilations publishing sales.....	33	6	7.0	-0.2	-0.7	0.7	0.8	3.3
Directory, mailing list, and related compilations publishing sales.....	33	61	7.0	-0.2	-0.7	0.7	0.8	3.3
Directory, mailing list, and related compilations publishing sales.....	33	6101	7.0	-0.2	-0.7	0.7	0.8	3.3
Directory, mailing list, and related compilations publishing sales.....	33	610101	7.0	-0.2	-0.7	0.7	0.8	3.3
Software publishing.....	34	—	7.8	0.8	0.3	-1.0	-0.8	0.4
System software publishing.....	34	1	11.2	2.3	-0.5	-0.2	-3.3	0.0
System software publishing.....	34	11	11.2	2.3	-0.5	-0.2	-3.3	0.0
System software publishing.....	34	1101	11.2	2.3	-0.5	-0.2	-3.3	0.0
System software publishing.....	34	110101	11.2	2.3	-0.5	-0.2	-3.3	0.0
Application software publishing.....	34	2	4.1	-0.9	1.3	-1.9	2.2	1.0
Application software publishing.....	34	21	4.1	-0.9	1.3	-1.9	2.2	1.0
Desktop and portable device application software publishing.....	34	2101	0.7	-3.8	0.1	0.0	0.0	3.4
Desktop and portable device application software publishing.....	34	210101	0.7	-3.8	0.1	0.0	0.0	3.4
Application software publishing, cross-industry, vertical market, utilities, and other.....	34	2103	7.6	0.6	2.0	-3.8	4.3	0.1
Application software publishing, cross-industry, vertical market, utilities, and other.....	34	210301	7.6	0.6	2.0	-3.8	4.3	0.1
Application software publishing, game software.....	34	2104	0.1	0.3	1.5	0.3	0.0	-0.5
Application software publishing, game software.....	34	210401	0.1	0.3	1.5	0.3	0.0	-0.5
Network compensation from broadcast and cable television and radio.....	35	—	-0.1	-0.1	0.0	0.0	0.1	0.0
Affiliate agreements, programming sales, and retransmission fees for cable and broadcast tv.....	35	1	0.5	0.0	0.0	0.0	0.1	0.0
Affiliate agreements, programming sales, and retransmission fees for cable and broadcast tv.....	35	11	0.5	0.0	0.0	0.0	0.1	0.0
Affiliate agreements, programming sales, and retransmission fees for cable and broadcast tv.....	35	1101	0.5	0.0	0.0	0.0	0.1	0.0
Affiliate agreements, programming sales, and retransmission fees for cable and broadcast tv.....	35	110101	0.5	0.0	0.0	0.0	0.1	0.0
Affiliate agreements, programming sales, and retransmission fees for radio.....	35	2	-2.0	-0.3	0.0	0.0	0.0	0.0
Affiliate agreements, programming sales, and retransmission fees for radio.....	35	21	-2.0	-0.3	0.0	0.0	0.0	0.0
Affiliate agreements, programming sales, and network compensation for radio.....	35	2101	-2.0	-0.3	0.0	0.0	0.0	0.0
Affiliate agreements, programming sales, and network compensation for radio.....	35	210101	-2.0	-0.3	0.0	0.0	0.0	0.0
Advertising space and time sales.....	36	—	4.9	0.9	-2.0	-1.3	0.8	-1.7
Advertising space sales in periodicals, newspapers, directories, and mailing lists.....	36	1	-0.6	-0.2	0.9	0.7	1.5	-0.1
Advertising space sales in periodicals and newspapers.....	36	11	-1.9	-0.3	0.3	0.4	1.8	-0.1
Advertising space sales in periodicals.....	36	1101	2.5	0.0	0.0	0.0	3.3	0.0
Advertising space sales in newspapers.....	36	1102	-7.6	-0.7	0.7	1.0	-0.2	-0.2
Advertising space sales in newspapers, print only.....	36	110203	-7.6	-0.7	0.7	1.0	-0.2	-0.2
Advertising space sales in directories and mailing lists.....	36	12	6.7	0.0	4.3	2.3	0.0	0.0
Print advertising space sales in directories and mailing lists.....	36	1201	6.7	0.0	4.3	2.3	0.0	0.0
Print advertising space sales in directories and mailing lists.....	36	120101	6.7	0.0	4.3	2.3	0.0	0.0

See footnotes at end of table.

Table 7. Producer price index percentage changes for commodity and service groupings and individual items, not seasonally adjusted — Continued
 [February 2025]

Title	Commodity code		Unadjusted 12-month percent change ¹	Unadjusted 1-month percent change ¹				
	Group code	Item code		Feb. 2024 to Feb. 2025 ^P	Sept. to Oct.	Oct. to Nov. ^P	Nov. to Dec. ^P	Dec. to Jan. ^P
Television advertising time sales.....	36	2	-23.3	11.1	-9.9	-5.7	-5.2	-10.5
Television advertising time sales.....	36	21	-23.3	11.1	-9.9	-5.7	-5.2	-10.5
Broadcast and network television advertising time sales.....	36	2101	-32.4	16.3	-19.3	-11.7	-13.3	-13.4
Broadcast and network television advertising time sales.....	36	210101	-32.4	16.3	-19.3	-11.7	-13.3	-13.4
Cable network advertising time sales.....	36	2102	-17.5	5.9	3.5	0.8	2.9	-10.0
Cable network advertising time sales.....	36	210201	-17.5	5.9	3.5	0.8	2.9	-10.0
Local cable system advertising time sales.....	36	2103	0.0	0.0	0.0	0.0	0.0	0.0
Local cable system advertising time sales.....	36	210301	0.0	0.0	0.0	0.0	0.0	0.0
Radio advertising time sales.....	36	3	-5.4	-8.9	5.4	-1.7	-17.2	9.4
Radio advertising time sales.....	36	31	-5.4	-8.9	5.4	-1.7	-17.2	9.4
Radio advertising time sales.....	36	3101	-5.4	-8.9	5.4	-1.7	-17.2	9.4
Radio advertising time sales.....	36	310101	-5.4	-8.9	5.4	-1.7	-17.2	9.4
Internet advertising sales.....	36	6	18.1	-1.5	0.0	0.0	4.1	0.0
Internet advertising sales.....	36	61	18.1	-1.5	0.0	0.0	4.1	0.0
Internet advertising sales.....	36	6101	18.1	-1.5	0.0	0.0	4.1	0.0
Internet advertising sales.....	36	610101	18.1	-1.5	0.0	0.0	4.1	0.0
Telecommunication, cable, and internet user services.....	37	-	4.9	0.7	0.3	-0.1	1.1	0.7
Wired telephone services.....	37	1	6.8	-0.4	0.3	0.1	0.5	1.5
Residential wired telephone services.....	37	11	3.5	-0.1	0.0	0.0	0.0	0.0
Local residential wired telephone service.....	37	1101	2.6	0.0	0.0	0.0	0.0	0.0
Local residential wired telephone service.....	37	110101	2.6	0.0	0.0	0.0	0.0	0.0
Long distance residential wired telephone service.....	37	1102	4.7	-0.3	0.0	0.0	0.0	0.0
Long distance residential wired telephone service.....	37	110201	4.7	-0.3	0.0	0.0	0.0	0.0
All-distance residential wired telephone service.....	37	1103	9.1	-0.2	0.6	1.2	1.5	0.1
All-distance residential wired telephone service.....	37	110301	9.1	-0.2	0.6	1.2	1.5	0.1
Business wired telephone services.....	37	12	9.8	-0.7	0.5	0.2	1.0	2.9
Local business wired telephone service.....	37	1201	4.7	-3.1	0.3	-0.9	1.0	1.5
Local business wired telephone service.....	37	120101	4.7	-3.1	0.3	-0.9	1.0	1.5
Long distance business wired telephone and other toll service.....	37	1202	4.0	-1.2	0.3	0.4	-0.3	-0.1
Long distance business wired telephone and other toll service.....	37	120201	4.0	-1.2	0.3	0.4	-0.3	-0.1
Private line wired telephone service.....	37	1204	16.0	0.8	0.7	0.7	1.6	5.1
Private line wired telephone service.....	37	120401	16.0	0.8	0.7	0.7	1.6	5.1
All-distance business wired telephone service (partial).....	37	1205	3.7	0.1	-0.1	-0.5	1.9	1.0
All-distance business wired telephone service.....	37	120501	3.7	0.1	-0.1	-0.5	1.9	1.0
Other telephone services.....	37	13	4.1	0.2	0.1	-0.2	0.1	-0.4
Other wired telephone services.....	37	1301	4.1	0.2	0.1	-0.2	0.1	-0.4
Other wired telephone services.....	37	130104	4.1	0.2	0.1	-0.2	0.1	-0.4
Wireless telecommunication services.....	37	2	1.5	0.0	-0.4	0.0	0.0	0.0
Cellular phone and other wireless telecommunication services.....	37	21	1.5	0.0	-0.4	0.0	0.0	0.0
Cellular phone and other wireless telecommunication services.....	37	2101	1.5	0.0	-0.4	0.0	0.0	0.0
Cellular phone and other wireless telecommunication services.....	37	210101	1.5	0.0	-0.4	0.0	0.0	0.0
Cable and satellite subscriber services.....	37	3	5.3	5.3	0.7	-0.4	1.6	0.5
Cable and satellite subscriber services.....	37	31	5.3	5.3	0.7	-0.4	1.6	0.5
Cable and satellite subscriber services.....	37	3101	5.3	5.3	0.7	-0.4	1.6	0.5
Cable and satellite subscriber services.....	37	310101	5.3	5.3	0.7	-0.4	1.6	0.5
Internet access services.....	37	4	5.5	0.6	0.4	1.4	0.3	0.8
Internet access services.....	37	41	5.5	0.6	0.4	1.4	0.3	0.8
Residential Internet access services.....	37	4102	5.4	0.5	0.4	1.7	0.3	1.0
Residential Internet access services.....	37	410201	5.4	0.5	0.4	1.7	0.3	1.0
Business Internet access services.....	37	4103	5.9	0.7	0.2	0.8	0.5	0.3
Business Internet access services.....	37	410301	5.9	0.7	0.2	0.8	0.5	0.3
Bundled wired telecommunications access services.....	37	5	7.8	0.4	1.2	-0.6	2.9	1.2
Bundled wired telecommunications access services.....	37	51	7.8	0.4	1.2	-0.6	2.9	1.2
Bundled wired telecommunications access services.....	37	5101	7.8	0.4	1.2	-0.6	2.9	1.2
Bundled wired telecommunications access services.....	37	510101	7.8	0.4	1.2	-0.6	2.9	1.2
Data processing and related services.....	38	-	0.0	0.0	-0.3	-0.1	1.6	-1.4
Data processing and related services.....	38	1	0.0	0.0	-0.3	-0.1	1.6	-1.4
Data processing and related services.....	38	11	0.0	0.0	-0.3	-0.1	1.6	-1.4

See footnotes at end of table.

Table 7. Producer price index percentage changes for commodity and service groupings and individual items, not seasonally adjusted — Continued
 [February 2025]

Title	Commodity code		Unadjusted 12-month percent change ¹	Unadjusted 1-month percent change ¹				
	Group code	Item code		Feb. 2024 to Feb. 2025 ^P	Sept. to Oct.	Oct. to Nov. ^P	Nov. to Dec. ^P	Dec. to Jan. ^P
Hosting, ASP and other IT infrastructure provisioning services.....	38	1101	0.0	0.0	-0.4	-0.1	2.5	-2.1
Hosting, ASP and other IT infrastructure provisioning services.....	38	110101	0.0	0.0	-0.4	-0.1	2.5	-2.1
Business process management services (partial).....	38	1102	0.2	0.0	0.0	0.0	0.1	0.0
Business process management services (partial).....	38	110201	0.2	0.0	0.0	0.0	0.1	0.0
Data management, information transformation and other services.....	38	1103	0.0	0.0	0.0	0.0	0.0	0.0
Data management, information transformation and other services.....	38	110301	0.0	0.0	0.0	0.0	0.0	0.0
Credit intermediation services (partial).....	39	—	-4.2	-2.7	0.5	-1.7	0.4	-1.4
Loan services (partial).....	39	1	-15.4	-4.6	-0.1	-5.4	0.1	-3.1
Business loans (partial).....	39	11	-16.8	-5.8	-0.2	-4.2	-1.5	-3.7
Business loans (partial).....	39	1101	-16.8	-5.8	-0.2	-4.2	-1.5	-3.7
Business loans (partial).....	39	110101	-16.8	-5.8	-0.2	-4.2	-1.5	-3.7
Consumer loans (partial).....	39	12	-15.5	-2.2	-0.3	-9.3	3.8	-2.4
Residential real estate loans (partial).....	39	1201	-20.1	-2.1	-1.2	-10.7	3.8	-3.5
Residential real estate loans, except home equity (partial).....	39	120101	-18.6	-2.3	-0.2	-12.0	4.4	-0.2
Home equity loans (partial).....	39	120102	-23.1	-1.6	-3.1	-8.4	2.7	-9.7
Vehicle loans (partial).....	39	1202	9.5	-4.0	6.5	-5.3	5.9	2.9
Vehicle loans (partial).....	39	120201	9.5	-4.0	6.5	-5.3	5.9	2.9
Credit cards, overdraft credit, and related plans (partial).....	39	1203	-0.7	-1.8	0.8	-2.6	2.1	0.3
Credit cards, overdraft credit, and related plans (partial).....	39	120301	-0.7	-1.8	0.8	-2.6	2.1	0.3
Other loans and loan services (partial).....	39	13	0.7	-0.3	1.3	-3.6	3.0	0.7
Other loans and loan services (partial).....	39	1301	0.7	-0.3	1.3	-3.6	3.0	0.7
Other loans and loan services (partial).....	39	130101	0.7	-0.3	1.3	-3.6	3.0	0.7
Deposit services (partial).....	39	2	21.5	0.7	1.1	5.0	0.9	1.2
Deposit services (partial).....	39	21	21.5	0.7	1.1	5.0	0.9	1.2
Deposit services (partial).....	39	2101	21.5	0.7	1.1	5.0	0.9	1.2
Deposit services (partial).....	39	210101	21.5	0.7	1.1	5.0	0.9	1.2
Other credit intermediation services, including trust services (partial).....	39	3	0.7	0.0	3.8	0.0	0.1	0.9
Other credit intermediation services, including trust services (partial).....	39	31	0.7	0.0	3.8	0.0	0.1	0.9
Other credit intermediation services, including trust services (partial).....	39	3101	0.7	0.0	3.8	0.0	0.1	0.9
Other credit intermediation services, including trust services (partial).....	39	310101	0.7	0.0	3.8	0.0	0.1	0.9
Investment services.....	40	—	7.0	-0.3	0.1	1.3	-0.1	-0.2
Securities brokerage, dealing, investment advice, and related services.....	40	1	-0.6	-2.7	0.8	0.1	-1.5	-0.8
Securities brokerage, dealing, investment advice, and related services.....	40	11	-0.6	-2.7	0.8	0.1	-1.5	-0.8
Securities brokerage, dealing, and investment advice.....	40	1101	4.8	-1.1	2.8	0.0	0.1	-1.3
Securities brokerage, dealing, and investment advice.....	40	110101	4.8	-1.1	2.8	0.0	0.1	-1.3
Securities brokerage and dealing related services (partial).....	40	1102	-10.5	-5.8	-3.1	0.3	-4.8	0.3
Securities brokerage and dealing related services.....	40	110201	-10.5	-5.8	-3.1	0.3	-4.8	0.3
Portfolio management.....	40	2	13.4	2.8	-0.7	1.8	0.5	0.5
Portfolio management.....	40	21	13.4	2.8	-0.7	1.8	0.5	0.5
Portfolio management.....	40	2101	13.4	2.8	-0.7	1.8	0.5	0.5
Portfolio management.....	40	210101	13.4	2.8	-0.7	1.8	0.5	0.5
Investment banking.....	40	3	19.2	-0.8	-0.1	4.4	3.6	0.0
Investment banking.....	40	31	19.2	-0.8	-0.1	4.4	3.6	0.0
Investment banking.....	40	3101	19.2	-0.8	-0.1	4.4	3.6	0.0
Investment banking.....	40	310101	19.2	-0.8	-0.1	4.4	3.6	0.0
Insurance and annuities.....	41	—	4.1	0.1	0.1	0.0	0.4	0.3
Insurance.....	41	1	4.0	0.1	0.1	0.0	0.4	0.3
Insurance.....	41	11	4.0	0.1	0.1	0.0	0.4	0.3
Life insurance.....	41	1101	0.4	0.0	0.0	0.0	0.0	0.0
Life insurance.....	41	110101	0.4	0.0	0.0	0.0	0.0	0.0
Disability insurance, including accidental death.....	41	1102	-0.1	0.0	0.0	0.0	-0.1	0.0
Disability insurance, including accidental death.....	41	110201	-0.1	0.0	0.0	0.0	-0.1	0.0
Health and medical insurance.....	41	1103	2.0	0.0	0.0	0.0	1.2	0.0
Health and medical insurance.....	41	110301	2.0	0.0	0.0	0.0	1.2	0.0
Property and casualty insurance.....	41	1104	6.9	0.1	0.1	-0.1	0.1	0.6
Property and casualty insurance.....	41	110401	6.9	0.1	0.1	-0.1	0.1	0.6
Annuities.....	41	2	5.1	-0.1	1.0	0.1	0.0	0.0
Annuities.....	41	21	5.1	-0.1	1.0	0.1	0.0	0.0

See footnotes at end of table.

Table 7. Producer price index percentage changes for commodity and service groupings and individual items, not seasonally adjusted — Continued
 [February 2025]

Title	Commodity code		Unadjusted 12-month percent change ¹	Unadjusted 1-month percent change ¹				
	Group code	Item code		Feb. 2024 to Feb. 2025 ^P	Sept. to Oct.	Oct. to Nov. ^P	Nov. to Dec. ^P	Dec. to Jan. ^P
Annuities.....	41	2101	5.1	-0.1	1.0	0.1	0.0	0.0
Annuities.....	41	210101	5.1	-0.1	1.0	0.1	0.0	0.0
Commissions and fees from sales and administration of insurance policies (partial).....	42	—	0.6	0.2	0.0	0.0	-0.1	0.0
Commissions from sales of insurance.....	42	1	0.6	0.2	0.0	0.0	-0.1	0.0
Commissions from sales of insurance.....	42	11	0.6	0.2	0.0	0.0	-0.1	0.0
Commissions from sales of life insurance and annuities.....	42	1101	2.2	0.0	0.0	0.0	0.3	0.0
Commissions from sales of life insurance and annuities.....	42	110101	2.2	0.0	0.0	0.0	0.3	0.0
Commissions from sales of health and medical insurance.....	42	1102	1.3	0.0	0.0	0.0	0.3	0.0
Commissions from sales of health and medical insurance.....	42	110201	1.3	0.0	0.0	0.0	0.3	0.0
Commissions from sales of property and casualty insurance.....	42	1103	0.6	0.3	0.0	0.1	0.1	0.0
Commissions from sales of property and casualty insurance.....	42	110301	0.6	0.3	0.0	0.1	0.1	0.0
Commissions from sales of other insurance.....	42	1104	-2.6	0.0	0.0	0.0	-2.6	0.0
Commissions from sales of other insurance.....	42	110401	-2.6	0.0	0.0	0.0	-2.6	0.0
Real estate services (partial).....	43	—	0.8	0.5	-1.2	1.1	0.1	-1.8
Nonresidential real estate services.....	43	1	-0.7	0.8	-1.8	1.9	0.1	-3.0
Nonresidential real estate rents.....	43	11	-0.9	1.2	-2.2	2.4	0.0	-3.8
Office buildings, gross rents.....	43	1101	-5.0	2.1	-0.8	1.2	-0.6	-1.8
Office buildings, gross rents.....	43	110101	-5.0	2.1	-0.8	1.2	-0.6	-1.8
Retail properties, gross rents.....	43	1102	2.4	1.6	-3.7	7.0	1.0	-6.8
Retail properties, gross rents.....	43	110201	2.4	1.6	-3.7	7.0	1.0	-6.8
Industrial buildings, gross rents.....	43	1103	2.5	0.3	0.1	0.4	0.5	-0.1
Industrial buildings, gross rents.....	43	110301	2.5	0.3	0.1	0.4	0.5	-0.1
Self-service storage and miniwarehouses, gross rents.....	43	1104	-6.5	-1.0	0.3	-1.7	0.0	0.0
Self-service storage and miniwarehouses, gross rents.....	43	110401	-6.5	-1.0	0.3	-1.7	0.0	0.0
Other nonresidential buildings, gross rents.....	43	1105	3.2	0.7	-4.2	-1.0	-1.0	-5.4
Other nonresidential buildings, gross rents.....	43	110501	3.2	0.7	-4.2	-1.0	-1.0	-5.4
Nonresidential property sales and leases including land, brokerage fees and commissions.....	43	12	1.7	-0.3	0.0	0.4	-0.2	0.0
Nonresidential property sales and leases including land, brokerage fees and commissions.....	43	1201	1.7	-0.3	0.0	0.4	-0.2	0.0
Nonresidential property sales and leases including land, brokerage fees and commissions.....	43	120101	1.7	-0.3	0.0	0.4	-0.2	0.0
Nonresidential property management fees.....	43	13	-1.3	-1.2	-0.9	-0.6	1.1	-0.3
Nonresidential property management fees.....	43	1301	-1.3	-1.2	-0.9	-0.6	1.1	-0.3
Nonresidential property management fees.....	43	130101	-1.3	-1.2	-0.9	-0.6	1.1	-0.3
Residential real estate services (partial).....	43	2	3.1	0.0	-0.3	0.0	0.0	-0.1
Residential property sales and rental, brokerage fees and commissions.....	43	21	3.8	0.0	-0.1	-0.1	-0.1	-0.1
Residential property sales and rental, brokerage fees and commissions.....	43	2101	3.8	0.0	-0.1	-0.1	-0.1	-0.1
Residential property sales and rental, brokerage fees and commissions.....	43	210101	3.8	0.0	-0.1	-0.1	-0.1	-0.1
Residential property management fees.....	43	22	0.5	0.1	-1.1	0.1	0.3	-0.2
Residential property management fees.....	43	2201	0.5	0.1	-1.1	0.1	0.3	-0.2
Residential property management fees.....	43	220101	0.5	0.1	-1.1	0.1	0.3	-0.2
Real estate appraisal fees.....	43	3	1.8	0.3	0.0	0.0	1.2	-0.2
Real estate appraisal fees.....	43	31	1.8	0.3	0.0	0.0	1.2	-0.2
Real estate appraisal fees.....	43	3101	1.8	0.3	0.0	0.0	1.2	-0.2
Real estate appraisal fees.....	43	310101	1.8	0.3	0.0	0.0	1.2	-0.2
Rental and leasing of goods (partial).....	44	—	2.4	0.1	-2.2	0.8	-1.2	-0.4
Passenger car rental.....	44	1	1.0	-0.5	-5.6	2.4	-3.7	-1.5
Passenger car rental.....	44	11	1.0	-0.5	-5.6	2.4	-3.7	-1.5
Passenger car rental.....	44	1101	1.0	-0.5	-5.6	2.4	-3.7	-1.5
Passenger car rental.....	44	110101	1.0	-0.5	-5.6	2.4	-3.7	-1.5
Truck, trailer, and RV rental and leasing.....	44	2	6.0	1.2	-0.3	-0.1	0.9	0.7
Truck, trailer, and RV rental and leasing.....	44	21	6.0	1.2	-0.3	-0.1	0.9	0.7
Truck, truck trailer and RV rental.....	44	2101	4.6	1.7	0.5	-0.3	1.0	0.0
Truck, truck trailer and RV rental.....	44	210101	4.6	1.7	0.5	-0.3	1.0	0.0
Truck, truck trailer and RV leasing.....	44	2102	7.0	0.8	-0.8	0.1	0.8	1.2
Truck, truck trailer and RV leasing.....	44	210201	7.0	0.8	-0.8	0.1	0.8	1.2

See footnotes at end of table.

Table 7. Producer price index percentage changes for commodity and service groupings and individual items, not seasonally adjusted — Continued
 [February 2025]

Title	Commodity code		Unadjusted 12-month percent change ¹	Unadjusted 1-month percent change ¹				
	Group code	Item code		Feb. 2024 to Feb. 2025 ^P	Sept. to Oct.	Oct. to Nov. ^P	Nov. to Dec. ^P	Dec. to Jan. ^P
Construction, mining, and forestry machinery and equipment rental and leasing.....	44	3	1.0	-0.2	0.1	-0.3	0.0	0.0
Construction, mining, and forestry machinery and equipment rental and leasing.....	44	31	1.0	-0.2	0.1	-0.3	0.0	0.0
Construction, mining, and forestry machinery and equipment rental and leasing.....	44	3101	1.0	-0.2	0.1	-0.3	0.0	0.0
Construction, mining, and forestry machinery and equipment rental and leasing.....	44	310101	1.0	-0.2	0.1	-0.3	0.0	0.0
Professional services (partial).....	45	—	4.1	0.4	0.0	0.3	2.0	0.5
Legal services.....	45	1	7.5	1.3	-0.2	0.4	3.7	1.0
Legal services.....	45	11	7.5	1.3	-0.2	0.4	3.7	1.0
Legal services.....	45	1101	7.5	1.3	-0.2	0.4	3.7	1.0
Legal services.....	45	110101	7.5	1.3	-0.2	0.4	3.7	1.0
Accounting services (partial).....	45	2	-0.8	-0.7	-2.1	2.1	1.1	0.5
Accounting services, excluding payroll.....	45	21	-0.8	-0.7	-2.1	2.1	1.1	0.5
Financial auditing.....	45	2101	-2.3	0.1	0.1	0.2	-0.2	0.7
Financial auditing.....	45	210101	-2.3	0.1	0.1	0.2	-0.2	0.7
Tax preparation and planning.....	45	2102	-2.6	-1.6	-4.2	3.6	1.5	0.1
Tax preparation and planning.....	45	210201	-2.6	-1.6	-4.2	3.6	1.5	0.1
Bookkeeping and compilation.....	45	2103	3.0	1.5	-3.8	2.5	2.0	0.6
Bookkeeping and compilation.....	45	210301	3.0	1.5	-3.8	2.5	2.0	0.6
Other accounting services, including billing and review (partial).....	45	2104	1.8	-3.1	1.3	2.0	1.5	0.6
Other accounting services, including billing and review (partial).....	45	210401	1.8	-3.1	1.3	2.0	1.5	0.6
Architectural and engineering services.....	45	3	1.9	0.1	0.0	0.0	1.3	0.2
Architectural services.....	45	31	1.7	0.3	0.2	0.0	0.3	0.0
Architectural services.....	45	3101	1.7	0.3	0.2	0.0	0.3	0.0
Architectural services.....	45	310101	1.7	0.3	0.2	0.0	0.3	0.0
Engineering services.....	45	32	2.0	0.0	0.0	0.0	1.4	0.2
Engineering services.....	45	3201	2.0	0.0	0.0	0.0	1.4	0.2
Engineering services.....	45	320101	2.0	0.0	0.0	0.0	1.4	0.2
Management, scientific, and technical consulting services.....	45	4	2.6	-0.9	2.5	-0.9	0.2	0.1
Management consulting services.....	45	41	2.6	-0.9	2.5	-0.9	0.2	0.1
Administrative and general management consulting services.....	45	4101	3.2	-1.3	3.8	-1.3	0.2	0.1
Administrative and general management consulting services.....	45	410101	3.2	-1.3	3.8	-1.3	0.2	0.1
Human resources consulting services.....	45	4102	-2.0	-1.2	0.9	-1.2	-0.1	-0.3
Human resources consulting services.....	45	410201	-2.0	-1.2	0.9	-1.2	-0.1	-0.3
Marketing consulting services.....	45	4103	0.0	0.0	0.0	0.0	0.0	0.0
Marketing consulting services.....	45	410301	0.0	0.0	0.0	0.0	0.0	0.0
Process, physical distribution, and logistics consulting services.....	45	4104	9.2	0.1	0.8	0.2	1.0	0.4
Process, physical distribution, and logistics consulting services.....	45	410401	9.2	0.1	0.8	0.2	1.0	0.4
Advertising and related services (partial).....	45	5	1.3	0.1	0.1	0.0	0.1	0.2
Advertising agency services.....	45	51	1.3	0.1	0.1	0.0	0.1	0.2
Advertising agency services.....	45	5101	1.3	0.1	0.1	0.0	0.1	0.2
Advertising agency services.....	45	510101	1.3	0.1	0.1	0.0	0.1	0.2
Information technology (IT) technical support and consulting services (partial).....	45	6	22.5	4.1	0.4	0.0	1.8	0.0
Information technology (IT) technical support and consulting services (partial).....	45	61	22.5	4.1	0.4	0.0	1.8	0.0
Information technology (IT) technical support and consulting services (partial).....	45	6101	22.5	4.1	0.4	0.0	1.8	0.0
Information technology (IT) technical support and consulting services (partial).....	45	610101	22.5	4.1	0.4	0.0	1.8	0.0
Employment services.....	46	—	1.5	0.2	0.0	0.1	0.4	0.0
Permanent placement services.....	46	1	1.8	-0.7	0.7	0.9	-1.6	-0.2
Permanent placement services.....	46	11	1.8	-0.7	0.7	0.9	-1.6	-0.2
Employment placement services.....	46	1101	1.8	-0.7	0.7	0.9	-1.6	-0.2
Employment placement services.....	46	110101	1.8	-0.7	0.7	0.9	-1.6	-0.2
Executive search services.....	46	2	1.0	-0.4	2.1	-4.1	7.2	-3.5
Executive search services.....	46	21	1.0	-0.4	2.1	-4.1	7.2	-3.5
Executive search services.....	46	2101	1.0	-0.4	2.1	-4.1	7.2	-3.5
Executive search services.....	46	210101	1.0	-0.4	2.1	-4.1	7.2	-3.5

See footnotes at end of table.

Table 7. Producer price index percentage changes for commodity and service groupings and individual items, not seasonally adjusted — Continued
 [February 2025]

Title	Commodity code		Unadjusted 12-month percent change ¹	Unadjusted 1-month percent change ¹				
	Group code	Item code		Feb. 2024 to Feb. 2025 ^P	Sept. to Oct.	Oct. to Nov. ^P	Nov. to Dec. ^P	Dec. to Jan. ^P
Staffing services.....	46	3	1.5	0.3	-0.1	0.2	0.4	0.1
Temporary help services.....	46	31	0.4	0.5	-0.1	0.3	0.8	0.1
Temporary help services.....	46	3101	0.4	0.5	-0.1	0.3	0.8	0.1
Temporary help services.....	46	310101	0.4	0.5	-0.1	0.3	0.8	0.1
Co-employment staffing services.....	46	32	2.9	0.1	0.0	0.0	0.0	0.0
Co-employment staffing services.....	46	3201	2.9	0.1	0.0	0.0	0.0	0.0
Co-employment staffing services.....	46	320101	2.9	0.1	0.0	0.0	0.0	0.0
Travel arrangement services (partial).....	47	—	-0.3	1.2	0.1	-0.6	0.1	0.4
Arrangement of flights (partial).....	47	1	-1.3	2.8	1.0	-0.9	0.7	0.4
Arrangement of international flights.....	47	11	2.4	-1.9	1.4	-1.1	2.1	0.6
Arrangement of international flights.....	47	1101	2.4	-1.9	1.4	-1.1	2.1	0.6
Arrangement of international flights.....	47	110101	2.4	-1.9	1.4	-1.1	2.1	0.6
Arrangement of domestic flights.....	47	12	-7.7	12.4	0.2	-0.6	-1.7	-0.1
Arrangement of domestic flights (partial).....	47	1201	-7.7	12.4	0.2	-0.6	-1.7	-0.1
Arrangement of domestic flights.....	47	120101	-7.7	12.4	0.2	-0.6	-1.7	-0.1
Arrangement of vehicle rentals and lodging.....	47	2	1.6	0.4	-0.1	0.1	-1.4	-0.1
Arrangement of vehicle rentals and lodging.....	47	21	1.6	0.4	-0.1	0.1	-1.4	-0.1
Arrangement of vehicle rentals and lodging (partial).....	47	2101	1.6	0.4	-0.1	0.1	-1.4	-0.1
Arrangement of vehicle rentals and lodging.....	47	210101	1.6	0.4	-0.1	0.1	-1.4	-0.1
Arrangement of cruises and tours.....	47	3	-0.2	0.5	-1.1	-1.4	-0.1	1.4
Arrangement of cruises and tours.....	47	31	-0.2	0.5	-1.1	-1.4	-0.1	1.4
Arrangement of cruises and tours.....	47	3101	-0.2	0.5	-1.1	-1.4	-0.1	1.4
Arrangement of cruises and tours.....	47	310101	-0.2	0.5	-1.1	-1.4	-0.1	1.4
Other travel arrangements (partial).....	47	4	0.3	0.0	0.0	0.0	0.0	0.0
Other travel arrangements (partial).....	47	41	0.3	0.0	0.0	0.0	0.0	0.0
Other travel arrangements (partial).....	47	4101	0.3	0.0	0.0	0.0	0.0	0.0
Other travel arrangements (partial).....	47	410101	0.3	0.0	0.0	0.0	0.0	0.0
Selected security services (partial).....	48	—	3.1	0.4	-0.1	0.2	1.0	0.8
Security guard services.....	48	1	3.1	0.4	-0.1	0.2	1.0	0.8
Security guard services.....	48	11	3.1	0.4	-0.1	0.2	1.0	0.8
Security guard services.....	48	1101	3.1	0.4	-0.1	0.2	1.0	0.8
Security guard services.....	48	110101	3.1	0.4	-0.1	0.2	1.0	0.8
Cleaning and building maintenance services (partial).....	49	—	5.1	0.0	0.0	0.0	0.7	0.1
Janitorial services.....	49	1	5.1	0.0	0.0	0.0	0.7	0.1
Janitorial services.....	49	11	5.1	0.0	0.0	0.0	0.7	0.1
Janitorial services.....	49	1101	5.1	0.0	0.0	0.0	0.7	0.1
Janitorial services.....	49	110101	5.1	0.0	0.0	0.0	0.7	0.1
Waste collection and remediation services (partial).....	50	—	7.1	0.1	1.6	-1.1	0.3	0.7
Waste collection.....	50	1	7.1	0.1	1.6	-1.1	0.3	0.7
Solid waste collection.....	50	11	7.1	0.1	1.6	-1.1	0.3	0.7
Solid waste collection.....	50	1101	7.1	0.1	1.6	-1.1	0.3	0.7
Solid waste collection.....	50	110101	7.1	0.1	1.6	-1.1	0.3	0.7
Health care services.....	51	—	2.7	0.6	0.0	0.1	0.2	0.3
Outpatient care (partial).....	51	1	2.5	0.4	0.0	0.1	0.4	0.1
Outpatient care (partial).....	51	11	2.5	0.4	0.0	0.1	0.4	0.1
Physician care.....	51	1101	1.8	0.5	0.0	0.2	0.0	0.0
Medicare patients: physician care.....	51	110102	0.1	0.0	0.0	0.1	-1.3	0.0
Medicaid patients: physician care.....	51	110103	1.1	-0.1	0.0	0.0	0.0	0.0
Private insurance patients: physician care.....	51	110104	2.5	0.5	0.0	0.2	0.7	0.0
All other patients: physician care.....	51	110105	3.6	2.4	0.0	0.6	-0.1	0.1
Medical laboratory and diagnostic imaging center care.....	51	1102	0.6	-0.1	0.0	0.0	0.2	0.0
Medical laboratory care.....	51	110201	0.3	0.0	0.0	0.0	0.2	0.0
Medicare patients: medical laboratory care.....	51	1102011	0.2	0.0	0.0	0.0	0.0	0.0
Medicaid patients: medical laboratory care.....	51	1102012	0.0	0.0	0.0	0.0	0.0	0.0
Private insurance patients: medical laboratory care.....	51	1102013	0.2	0.0	0.0	0.0	0.0	0.0
All other patients: medical laboratory care.....	51	1102014	0.7	0.0	0.0	0.0	1.0	0.0
Diagnostic imaging center care.....	51	110202	1.2	-0.2	0.0	0.0	0.3	0.0

See footnotes at end of table.

Table 7. Producer price index percentage changes for commodity and service groupings and individual items, not seasonally adjusted — Continued
 [February 2025]

Title	Commodity code		Unadjusted 12-month percent change ¹	Unadjusted 1-month percent change ¹				
	Group code	Item code		Feb. 2024 to Feb. 2025 ^P	Sept. to Oct.	Oct. to Nov. ^P	Nov. to Dec. ^P	Dec. to Jan. ^P
Medicare and Medicaid patients: diagnostic imaging center care.	51	1102021	-2.4	0.5	0.0	0.0	-0.5	0.0
Private insurance and all other patients: diagnostic imaging center care.	51	1102024	2.3	-0.4	0.0	0.0	0.6	0.0
Home health and hospice care.	51	1103	4.2	1.1	-0.4	0.0	0.3	0.2
Home health and hospice care.	51	110301	4.2	1.1	-0.4	0.0	0.3	0.2
Medicare and Medicaid patients: home health and hospice care.	51	11030101	3.4	1.1	0.0	0.0	0.2	0.2
Medicare patients: home health and hospice care.	51	110301011	2.0	1.9	0.0	0.0	0.1	0.0
Medicaid patients: home health and hospice care.	51	110301012	4.4	0.6	0.0	0.0	0.3	0.4
Private insurance and all other patients: home health and hospice care.	51	11030102	0.4	1.2	-1.4	0.0	0.5	0.2
Private insurance patients: home health and hospice care.	51	110301021	7.1	0.0	0.0	0.0	0.7	0.0
All other patients: home health and hospice care.	51	110301022	-0.4	1.4	-1.6	0.0	0.5	0.3
Hospital outpatient care.	51	1104	2.5	0.4	0.0	0.0	0.5	0.2
Hospital outpatient care.	51	110401	2.5	0.4	0.0	0.0	0.5	0.2
Hospital outpatient care, general medical & surgical hospitals.	51	1104011	2.6	0.4	0.0	0.0	0.6	0.2
Medicare patients: hospital outpatient care, general medical and surgical hospitals.	51	11040111	1.9	0.0	-0.1	0.0	2.0	0.0
Medicaid patients: hospital outpatient care, general medical and surgical hospitals.	51	11040112	0.0	0.0	0.0	0.0	0.2	0.0
Private insurance and all other patients: outpatient care, gen. medical and surgical hospitals.	51	11040113	3.2	0.7	0.0	0.1	0.0	0.4
Dental care.	51	1105	4.2	0.0	0.0	0.0	1.4	0.1
Private insurance patients: dental care.	51	110502	6.9	-0.1	0.0	0.0	2.3	0.0
Private insurance patients: dental visits and consultations.	51	1105021	6.2	-0.2	0.0	0.0	3.4	0.0
Private insurance patients: dental surgical intervention services.	51	1105022	4.2	0.0	0.0	0.0	2.7	0.0
Private insurance patients: dental non-surgical intervention services.	51	1105023	8.1	0.0	0.0	0.0	1.4	0.0
Medicare, Medicaid and all other patients: dental care.	51	110503	0.7	0.0	0.0	0.0	0.2	0.2
Medicare, Medicaid and all other patients: dental visits and consultations.	51	1105031	0.3	0.0	0.0	-0.1	0.4	0.6
Medicare, Medicaid and all other patients: dental surgical intervention services.	51	1105032	2.1	0.0	0.0	0.0	0.5	0.0
Medicare and Medicaid and all other patients: dental non-surgical intervention services.	51	1105033	0.5	0.0	0.0	0.0	0.1	0.0
Inpatient care.	51	2	2.9	0.9	0.1	0.1	0.0	0.7
Inpatient care.	51	21	2.9	0.9	0.1	0.1	0.0	0.7
Hospital inpatient care.	51	2101	2.6	0.7	0.0	0.0	-0.2	0.8
Hospital inpatient care.	51	210101	2.6	0.7	0.0	0.0	-0.2	0.8
Hospital inpatient care, general medical and surgical hospitals.	51	2101011	2.7	0.7	0.0	0.0	-0.3	0.9
Medicare patients: hospital inpatient care, general medical and surgical hospitals.	51	21010111	2.0	2.1	0.0	0.0	0.0	0.0
Medicaid patients: hospital inpatient care, general medical and surgical hospitals.	51	21010112	0.5	0.4	0.0	0.0	0.0	0.0
Private insur. & all other patients: hospital inpatient, general medical and surgical hospitals.	51	21010113	3.8	-0.3	0.0	-0.1	-0.5	1.8
Private insurance patients: hospital inpatient care, general medical and surgical hospitals.	51	210101131	4.6	-0.3	0.0	-0.1	-0.6	2.0
All other patients: hospital inpatient care, general medical and surgical hospitals.	51	210101132	-1.6	0.0	0.0	0.0	0.0	0.0
Hospital inpatient care, psychiatric & substance abuse hospitals.	51	2101012	0.9	0.0	0.0	0.0	0.1	0.0
Hospital inpatient care, specialty hospitals.	51	2101013	0.3	2.1	0.4	0.2	-0.4	-0.1
Medicare patients: hospital inpatient care, specialty hospitals.	51	21010131	1.0	2.1	1.0	-0.3	0.1	-0.1
Medicaid patients: hospital inpatient care, specialty hospitals.	51	21010132	7.3	3.4	1.7	-0.5	-0.3	0.0
Private insurance and all other patients: hospital inpatient care, specialty hospitals.	51	21010133	-3.1	1.6	-0.7	0.9	-0.9	0.0
Nursing home care.	51	2102	2.7	1.4	0.1	0.7	0.6	-0.1
Nursing home care.	51	210201	2.7	1.4	0.1	0.7	0.6	-0.1
Medicare and Medicaid patients: Nursing home care.	51	21020101	5.4	2.1	-0.1	0.1	0.9	-0.1
Medicaid patients: Nursing home care.	51	210201011	5.6	0.3	-0.1	0.2	1.5	-0.2
Medicare patients: Nursing home care.	51	210201012	5.1	5.1	0.0	0.0	0.0	0.0
Private insurance and all other patients: Nursing home care.	51	21020102	-0.9	0.4	0.3	1.6	0.3	-0.1
Private insurance patients: Nursing home care.	51	210201021	-14.6	0.0	0.0	0.0	0.0	0.0
All other patients: Nursing home care.	51	210201022	1.8	0.4	0.4	1.9	0.4	-0.1
Intellectual and developmental disability center care.	51	2103	9.8	1.0	0.0	0.1	0.4	1.0
Intellectual and developmental disability center care.	51	210301	9.8	1.0	0.0	0.1	0.4	1.0
Medicaid patients: Intellectual and developmental disability center care.	51	21030101	9.9	1.2	0.0	0.1	0.4	0.1
Medicare, private ins. & all other patients: Intellectual & develop. disability center care.	51	21030102	9.2	0.0	0.0	0.0	0.0	4.6
Sales of blood and blood products, organs, and tissues.	51	3	3.9	0.0	0.3	-0.1	2.2	0.2

See footnotes at end of table.

Table 7. Producer price index percentage changes for commodity and service groupings and individual items, not seasonally adjusted — Continued
 [February 2025]

Title	Commodity code		Unadjusted 12-month percent change ¹	Unadjusted 1-month percent change ¹				
	Group code	Item code		Feb. 2024 to Feb. 2025 ^P	Sept. to Oct.	Oct. to Nov. ^P	Nov. to Dec. ^P	Dec. to Jan. ^P
Sales of blood and blood products, organs, and tissues.	51	31	3.9	0.0	0.3	-0.1	2.2	0.2
Sales of blood and blood products, organs, and tissues.	51	3101	3.9	0.0	0.3	-0.1	2.2	0.2
Sales of blood and blood products, organs, and tissues.	51	310101	3.9	0.0	0.3	-0.1	2.2	0.2
Accommodation services.	53	—	10.5	2.9	-4.4	-1.6	5.1	2.6
Traveler accommodation services.	53	1	10.5	2.9	-4.4	-1.6	5.1	2.6
Traveler accommodation services.	53	11	10.5	2.9	-4.4	-1.6	5.1	2.6
Guestroom or unit rental.	53	1101	11.7	3.1	-4.8	-1.8	5.5	3.3
Guestroom or unit rental.	53	110101	11.7	3.1	-4.8	-1.8	5.5	3.3
Other traveler accommodation services.	53	1102	-3.3	0.6	0.3	-0.1	0.9	-5.9
Other traveler accommodation services.	53	110201	-3.3	0.6	0.3	-0.1	0.9	-5.9
Food and beverage for immediate consumption services (partial).	54	—	2.3	0.2	-0.5	0.3	0.3	0.1
Food and beverage for immediate consumption services (partial).	54	1	2.3	0.2	-0.5	0.3	0.3	0.1
Food and nonalcoholic beverages for immediate consumption (partial).	54	11	2.4	0.4	-0.6	0.4	0.4	0.1
Food and nonalcoholic beverages for immediate consumption (partial).	54	1101	2.4	0.4	-0.6	0.4	0.4	0.1
Food and nonalcoholic beverages for immediate consumption (partial).	54	110101	2.4	0.4	-0.6	0.4	0.4	0.1
Alcoholic beverages for immediate consumption (partial).	54	12	1.8	-0.4	0.3	0.1	0.2	0.2
Alcoholic beverages for immediate consumption (partial).	54	1201	1.8	-0.4	0.3	0.1	0.2	0.2
Alcoholic beverages for immediate consumption (partial).	54	120101	1.8	-0.4	0.3	0.1	0.2	0.2
Repair and maintenance services (partial).	55	—	6.8	0.2	0.5	0.2	1.7	0.3
Commercial and industrial machinery and equipment repair and maintenance.	55	1	7.6	0.2	0.1	0.4	1.4	0.5
Commercial and industrial machinery and equipment repair and maintenance.	55	11	7.6	0.2	0.1	0.4	1.4	0.5
Commercial machinery repair and maintenance.	55	1101	7.6	0.2	0.1	0.4	1.4	0.5
Commercial machinery repair and maintenance.	55	110101	7.6	0.2	0.1	0.4	1.4	0.5
Motor vehicle repair and maintenance (partial).	55	2	7.8	0.3	1.2	-0.1	2.1	0.2
Motor vehicle repair and maintenance (partial).	55	21	7.8	0.3	1.2	-0.1	2.1	0.2
Motor vehicle repair and maintenance (partial).	55	2101	7.8	0.3	1.2	-0.1	2.1	0.2
Motor vehicle repair and maintenance (partial).	55	210101	7.8	0.3	1.2	-0.1	2.1	0.2
Ship repair and maintenance.	55	3	3.4	0.0	0.2	0.1	0.0	0.0
Ship repair and maintenance.	55	31	3.4	0.0	0.2	0.1	0.0	0.0
Ship repair, military.	55	3101	1.6	0.0	0.0	0.0	0.0	0.0
Ship repair, military.	55	310101	1.6	0.0	0.0	0.0	0.0	0.0
Ship repair, nonmilitary.	55	3102	5.8	0.0	0.4	0.2	0.0	0.0
Ship repair, nonmilitary.	55	310201	5.8	0.0	0.4	0.2	0.0	0.0
Aircraft repair and maintenance.	55	4	3.8	0.0	0.0	0.0	2.3	0.0
Aircraft repair and maintenance.	55	41	3.8	0.0	0.0	0.0	2.3	0.0
Aircraft repair and maintenance.	55	4101	3.8	0.0	0.0	0.0	2.3	0.0
Aircraft repair and maintenance.	55	410101	3.8	0.0	0.0	0.0	2.3	0.0
Entertainment services (partial).	56	—	2.7	-0.2	1.2	0.7	2.1	0.3
Membership dues and admissions and recreation facility use fees (partial).	56	1	5.0	1.4	0.9	1.1	3.1	1.0
Membership dues and admissions and recreation facility use fees (partial).	56	11	5.0	1.4	0.9	1.1	3.1	1.0
Membership dues.	56	1101	6.8	0.0	0.0	0.0	5.5	0.7
Membership dues, golf courses and country clubs.	56	110101	4.6	0.0	0.0	0.1	3.0	0.0
Membership dues, fitness and recreational sports centers.	56	110102	8.3	0.0	0.0	0.0	7.3	1.2
Admissions and recreational facilities use fees (partial).	56	1102	2.0	3.7	2.5	2.9	-0.8	1.6
Admissions and recreational facilities use fees, golf courses and country clubs.	56	110201	3.2	0.5	9.4	4.4	-0.4	0.9
Admissions and recreational facilities use fees, fitness and recreational sports centers.	56	110202	-0.3	0.0	-0.6	0.0	0.0	0.0
Admissions and recreational facilities use fees, amusement and theme parks.	56	110203	2.3	7.1	0.3	3.3	-1.3	2.6
Recreational activity instruction fees (partial).	56	2	7.2	0.0	0.0	0.0	0.5	0.0
Recreational activity instruction fees (partial).	56	21	7.2	0.0	0.0	0.0	0.5	0.0
Recreational activity instruction fees (partial).	56	2101	7.2	0.0	0.0	0.0	0.5	0.0
Recreational activity instruction fees (partial).	56	210101	7.2	0.0	0.0	0.0	0.5	0.0
Gaming receipts (partial).	56	3	-1.3	-2.7	1.9	0.1	0.7	-0.8
Gaming receipts (partial).	56	31	-1.3	-2.7	1.9	0.1	0.7	-0.8
Gaming receipts (partial).	56	3101	-1.3	-2.7	1.9	0.1	0.7	-0.8

See footnotes at end of table.

Table 7. Producer price index percentage changes for commodity and service groupings and individual items, not seasonally adjusted — Continued
[February 2025]

Title	Commodity code		Unadjusted 12-month percent change ¹	Unadjusted 1-month percent change ¹				
	Group code	Item code		Feb. 2024 to Feb. 2025 ^P	Sept. to Oct.	Oct. to Nov. ^P	Nov. to Dec. ^P	Dec. to Jan. ^P
Gaming receipts (partial).....	56	310101	-1.3	-2.7	1.9	0.1	0.7	-0.8
Wholesale trade services.....	57	—	5.2	1.3	-0.2	-0.4	0.6	-0.3
Machinery and equipment and parts and supplies wholesaling.....	57	1	9.8	3.6	-2.2	-0.9	3.8	-0.5
Machinery and equipment and parts and supplies wholesaling.....	57	11	9.8	3.6	-2.2	-0.9	3.8	-0.5
Parts and supplies for machinery and equipment wholesaling.....	57	1102	6.2	2.7	-0.4	-0.9	3.3	0.5
Parts and supplies for machinery and equipment wholesaling.....	57	110201	6.2	2.7	-0.4	-0.9	3.3	0.5
Machinery and vehicle wholesaling.....	57	1103	15.8	5.4	-4.3	-1.5	4.9	-1.4
Machinery and vehicle wholesaling.....	57	110301	15.8	5.4	-4.3	-1.5	4.9	-1.4
Professional and commercial equipment wholesaling.....	57	1104	-2.2	-1.4	2.3	1.4	0.7	0.5
Professional and commercial equipment wholesaling.....	57	110401	-2.2	-1.4	2.3	1.4	0.7	0.5
Furnishings wholesaling.....	57	2	3.0	0.0	-0.1	0.0	-0.1	0.0
Furnishings wholesaling.....	57	21	3.0	0.0	-0.1	0.0	-0.1	0.0
Furnishings wholesaling.....	57	2101	3.0	0.0	-0.1	0.0	-0.1	0.0
Furnishings wholesaling.....	57	210101	3.0	0.0	-0.1	0.0	-0.1	0.0
Building materials, paint, and hardware wholesaling.....	57	3	3.3	0.1	0.0	-1.6	0.8	0.9
Building materials, paint, and hardware wholesaling.....	57	31	3.3	0.1	0.0	-1.6	0.8	0.9
Building materials, paint, and hardware wholesaling.....	57	3101	3.3	0.1	0.0	-1.6	0.8	0.9
Building materials, paint, and hardware wholesaling.....	57	310101	3.3	0.1	0.0	-1.6	0.8	0.9
Metals, minerals, and ores wholesaling.....	57	4	-13.9	1.2	-3.9	0.2	-6.3	1.0
Metals, minerals, and ores wholesaling.....	57	41	-13.9	1.2	-3.9	0.2	-6.3	1.0
Metals, minerals, and ores wholesaling.....	57	4101	-13.9	1.2	-3.9	0.2	-6.3	1.0
Metals, minerals, and ores wholesaling.....	57	410101	-13.9	1.2	-3.9	0.2	-6.3	1.0
Chemicals and allied products wholesaling.....	57	5	-5.1	-1.7	4.1	-1.3	-4.8	-2.2
Chemicals and allied products wholesaling.....	57	51	-5.1	-1.7	4.1	-1.3	-4.8	-2.2
Chemicals and allied products wholesaling.....	57	5101	-5.1	-1.7	4.1	-1.3	-4.8	-2.2
Chemicals and allied products wholesaling.....	57	510101	-5.1	-1.7	4.1	-1.3	-4.8	-2.2
Paper and plastics products wholesaling.....	57	6	0.5	0.5	2.1	1.1	-1.5	0.2
Paper and plastics products wholesaling.....	57	61	0.5	0.5	2.1	1.1	-1.5	0.2
Paper and plastics products wholesaling.....	57	6101	0.5	0.5	2.1	1.1	-1.5	0.2
Paper and plastics products wholesaling.....	57	610101	0.5	0.5	2.1	1.1	-1.5	0.2
Apparel wholesaling.....	57	7	2.7	2.6	0.2	-2.9	-1.0	-2.7
Apparel wholesaling.....	57	71	2.7	2.6	0.2	-2.9	-1.0	-2.7
Apparel wholesaling.....	57	7101	2.7	2.6	0.2	-2.9	-1.0	-2.7
Apparel wholesaling.....	57	710101	2.7	2.6	0.2	-2.9	-1.0	-2.7
Food and alcohol wholesaling.....	57	8	7.9	0.6	1.3	0.3	0.4	-0.2
Food and alcohol wholesaling.....	57	81	7.9	0.6	1.3	0.3	0.4	-0.2
Food wholesaling.....	57	8101	8.4	0.4	1.6	0.4	0.5	-0.3
Food wholesaling.....	57	810101	8.4	0.4	1.6	0.4	0.5	-0.3
Alcohol wholesaling.....	57	8102	4.9	1.5	-0.5	0.0	-0.6	0.6
Alcohol wholesaling.....	57	810201	4.9	1.5	-0.5	0.0	-0.6	0.6
Other commodities wholesaling.....	57	9	5.8	-0.2	0.3	0.4	-0.2	0.8
Other commodities wholesaling.....	57	91	5.8	-0.2	0.3	0.4	-0.2	0.8
Other commodities wholesaling.....	57	9101	5.8	-0.2	0.3	0.4	-0.2	0.8
Other commodities wholesaling.....	57	910101	5.8	-0.2	0.3	0.4	-0.2	0.8
Retail trade services.....	58	—	0.9	-0.2	-1.5	0.9	0.7	-0.7
Food and alcohol retailing.....	58	1	3.3	2.0	-0.8	-0.3	4.7	-1.8
Food and alcohol retailing.....	58	11	3.3	2.0	-0.8	-0.3	4.7	-1.8
Food retailing.....	58	1102	4.4	2.6	-1.1	-0.5	5.1	-1.2
Food retailing.....	58	110201	4.4	2.6	-1.1	-0.5	5.1	-1.2
Alcohol retailing.....	58	1103	-4.4	-1.9	1.7	0.9	1.6	-6.0
Alcohol retailing.....	58	110301	-4.4	-1.9	1.7	0.9	1.6	-6.0
Health and beauty care retailing, including optical goods.....	58	2	3.9	0.6	-3.8	2.5	5.2	0.2
Health and beauty care retailing, including optical goods.....	58	21	3.9	0.6	-3.8	2.5	5.2	0.2
Health and beauty care retailing, including optical goods.....	58	2101	3.9	0.6	-3.8	2.5	5.2	0.2
Health and beauty care retailing, including optical goods.....	58	210101	3.9	0.6	-3.8	2.5	5.2	0.2
Apparel, jewelry, footwear, and accessories retailing.....	58	3	-4.1	1.3	-1.8	1.6	-5.7	1.8

See footnotes at end of table.

Table 7. Producer price index percentage changes for commodity and service groupings and individual items, not seasonally adjusted — Continued
 [February 2025]

Title	Commodity code		Unadjusted 12-month percent change ¹	Unadjusted 1-month percent change ¹				
	Group code	Item code		Feb. 2024 to Feb. 2025 ^P	Sept. to Oct.	Oct. to Nov. ^P	Nov. to Dec. ^P	Dec. to Jan. ^P
Apparel, jewelry, footwear, and accessories retailing.....	58	31	-4.1	1.3	-1.8	1.6	-5.7	1.8
Apparel, footwear, and accessories retailing.....	58	3101	-5.9	1.0	-2.2	1.8	-7.4	2.1
Apparel, footwear, and accessories retailing.....	58	310101	-5.9	1.0	-2.2	1.8	-7.4	2.1
Jewelry retailing.....	58	3102	7.1	2.9	0.7	0.4	4.3	0.1
Jewelry retailing.....	58	310201	7.1	2.9	0.7	0.4	4.3	0.1
Computer hardware, software, and supplies retailing.....	58	4	109.9	14.9	-4.6	-3.0	-2.7	0.4
Computer hardware, software, and supplies retailing.....	58	41	109.9	14.9	-4.6	-3.0	-2.7	0.4
Computer hardware, software, and supplies retailing.....	58	4101	109.9	14.9	-4.6	-3.0	-2.7	0.4
Computer hardware, software, and supplies retailing.....	58	410101	109.9	14.9	-4.6	-3.0	-2.7	0.4
TV, video, and photographic equipment and supplies retailing.....	58	5	5.2	2.0	-6.9	8.9	9.1	-0.3
TV, video, and photographic equipment and supplies retailing.....	58	51	5.2	2.0	-6.9	8.9	9.1	-0.3
TV, video, and photographic equipment and supplies retailing.....	58	5101	5.2	2.0	-6.9	8.9	9.1	-0.3
TV, video, and photographic equipment and supplies retailing.....	58	510101	5.2	2.0	-6.9	8.9	9.1	-0.3
Automobiles and automobile parts retailing.....	58	6	-11.5	-1.1	-0.8	-0.1	-2.8	-2.8
Automobiles and automobile parts retailing.....	58	61	-11.5	-1.1	-0.8	-0.1	-2.8	-2.8
Automobile retailing (Partial).....	58	6101	-17.1	-0.4	-2.6	-1.0	-2.2	-3.6
Automobile retailing (Partial).....	58	610101	-17.1	-0.4	-2.6	-1.0	-2.2	-3.6
Automotive parts, including tires, retailing.....	58	6102	-1.0	-2.2	2.2	1.5	-3.7	-1.6
Automotive parts, including tires, retailing.....	58	610201	-1.0	-2.2	2.2	1.5	-3.7	-1.6
RVs, trailers, and campers retailing.....	58	8	10.3	-7.0	0.6	11.7	2.7	-0.1
RVs, trailers, and campers retailing.....	58	81	10.3	-7.0	0.6	11.7	2.7	-0.1
RVs, trailers, and campers retailing.....	58	8101	10.3	-7.0	0.6	11.7	2.7	-0.1
RVs, trailers, and campers retailing.....	58	810101	10.3	-7.0	0.6	11.7	2.7	-0.1
Sporting goods, including boats, retailing.....	58	9	-0.1	-2.1	-3.8	-3.4	15.4	-2.2
Sporting goods, including boats, retailing.....	58	91	-0.1	-2.1	-3.8	-3.4	15.4	-2.2
Sporting goods, including boats, retailing.....	58	9101	-0.1	-2.1	-3.8	-3.4	15.4	-2.2
Sporting goods, including boats, retailing.....	58	910101	-0.1	-2.1	-3.8	-3.4	15.4	-2.2
Lawn, garden, and farm equipment and supplies retailing.....	58	A	8.1	0.5	2.1	1.5	0.1	-0.3
Lawn, garden, and farm equipment and supplies retailing.....	58	A1	8.1	0.5	2.1	1.5	0.1	-0.3
Lawn, garden, and farm equipment and supplies retailing.....	58	A101	8.1	0.5	2.1	1.5	0.1	-0.3
Lawn, garden, and farm equipment and supplies retailing.....	58	A10101	8.1	0.5	2.1	1.5	0.1	-0.3
Furniture retailing.....	58	B	-7.6	-7.6	-2.1	0.2	4.8	-4.3
Furniture retailing.....	58	B1	-7.6	-7.6	-2.1	0.2	4.8	-4.3
Furniture retailing.....	58	B101	-7.6	-7.6	-2.1	0.2	4.8	-4.3
Furniture retailing.....	58	B10101	-7.6	-7.6	-2.1	0.2	4.8	-4.3
Flooring and floor coverings retailing.....	58	C	-1.2	0.1	-3.2	2.0	-1.9	0.7
Flooring and floor coverings retailing.....	58	C1	-1.2	0.1	-3.2	2.0	-1.9	0.7
Flooring and floor coverings retailing.....	58	C101	-1.2	0.1	-3.2	2.0	-1.9	0.7
Flooring and floor coverings retailing.....	58	C10101	-1.2	0.1	-3.2	2.0	-1.9	0.7
Hardware and building materials and supplies retailing.....	58	D	-2.7	-3.1	-1.1	1.8	0.9	0.5
Hardware and building materials and supplies retailing.....	58	D1	-2.7	-3.1	-1.1	1.8	0.9	0.5
Hardware and building materials and supplies retailing.....	58	D101	-2.7	-3.1	-1.1	1.8	0.9	0.5
Hardware and building materials and supplies retailing.....	58	D10101	-2.7	-3.1	-1.1	1.8	0.9	0.5
Major household appliance retailing.....	58	E	-1.2	0.9	-1.7	-3.8	2.1	3.6
Major household appliance retailing.....	58	E1	-1.2	0.9	-1.7	-3.8	2.1	3.6
Major household appliance retailing.....	58	E101	-1.2	0.9	-1.7	-3.8	2.1	3.6
Major household appliance retailing.....	58	E10101	-1.2	0.9	-1.7	-3.8	2.1	3.6
Fuels and lubricants retailing.....	58	F	9.3	-6.7	4.6	4.9	-9.7	-0.9
Fuels and lubricants retailing.....	58	F1	9.3	-6.7	4.6	4.9	-9.7	-0.9
Automotive fuels and lubricants retailing.....	58	F101	11.1	-7.0	4.6	6.0	-11.0	-1.5
Automotive fuels and lubricants retailing.....	58	F10101	11.1	-7.0	4.6	6.0	-11.0	-1.5
Household fuels retailing.....	58	F102	0.3	-4.6	5.1	-1.7	-1.4	2.6
Household fuels retailing.....	58	F10201	0.3	-4.6	5.1	-1.7	-1.4	2.6
Cleaning supplies and paper products retailing.....	58	G	6.2	4.1	-1.7	-1.3	2.3	-0.5
Cleaning supplies and paper products retailing.....	58	G1	6.2	4.1	-1.7	-1.3	2.3	-0.5
Cleaning supplies and paper products retailing.....	58	G101	6.2	4.1	-1.7	-1.3	2.3	-0.5
Cleaning supplies and paper products retailing.....	58	G10101	6.2	4.1	-1.7	-1.3	2.3	-0.5

See footnotes at end of table.

Table 7. Producer price index percentage changes for commodity and service groupings and individual items, not seasonally adjusted — Continued
[February 2025]

Title	Commodity code		Unadjusted 12-month percent change ¹	Unadjusted 1-month percent change ¹				
	Group code	Item code		Feb. 2024 to Feb. 2025 ^P	Sept. to Oct.	Oct. to Nov. ^P	Nov. to Dec. ^P	Dec. to Jan. ^P
Book retailing.....	58	H	2.6	1.1	-0.3	0.9	-2.7	-0.6
Book retailing.....	58	H1	2.6	1.1	-0.3	0.9	-2.7	-0.6
Book retailing.....	58	H101	2.6	1.1	-0.3	0.9	-2.7	-0.6
Book retailing.....	58	H10101	2.6	1.1	-0.3	0.9	-2.7	-0.6
Other merchandise retailing (partial).....	58	I	-1.7	-0.8	-2.3	-0.8	0.7	0.1
Other merchandise retailing (partial).....	58	I1	-1.7	-0.8	-2.3	-0.8	0.7	0.1
Other merchandise retailing (partial).....	58	I101	-1.7	-0.8	-2.3	-0.8	0.7	0.1
Other merchandise retailing (partial).....	58	I10101	-1.7	-0.8	-2.3	-0.8	0.7	0.1
Metal treatment services.....	59	—	1.4	0.2	-0.3	0.2	0.5	-0.1
Metal treatment services.....	59	1	1.4	0.2	-0.3	0.2	0.5	-0.1
Metal treatment services.....	59	11	1.4	0.2	-0.3	0.2	0.5	-0.1
Metal plating and polishing.....	59	1101	1.9	-0.3	2.3	0.3	0.2	0.0
Metal plating and polishing.....	59	110111	1.9	-0.3	2.3	0.3	0.2	0.0
Metal coating and allied services.....	59	1102	-0.4	-0.2	-1.8	0.3	1.0	-0.4
Metal coating and allied services.....	59	110222	-0.4	-0.2	-1.8	0.3	1.0	-0.4
Metal heat treating.....	59	1103	4.8	1.8	-0.2	0.0	0.0	0.6
Metal heat treating.....	59	110349	4.8	1.8	-0.2	0.0	0.0	0.6
Mining services.....	60	—	0.6	-1.6	0.7	1.2	0.1	-0.1
Mining services.....	60	1	0.6	-1.6	0.7	1.2	0.1	-0.1
Mining services.....	60	11	0.6	-1.6	0.7	1.2	0.1	-0.1
Support activities for coal mining.....	60	1102	3.9	0.0	-0.2	0.2	1.8	0.0
Support activities for coal mining.....	60	110201	3.9	0.0	-0.2	0.2	1.8	0.0
Drilling oil and gas wells services.....	60	1103	-0.5	0.0	-0.1	-0.1	0.0	0.0
Drilling oil and gas wells services.....	60	110301	-0.5	0.0	-0.1	-0.1	0.0	0.0
Support activities for oil and gas operations.....	60	1104	-0.2	-2.4	0.9	1.6	0.0	-0.3
Support activities for oil and gas operations.....	60	110401	-0.2	-2.4	0.9	1.6	0.0	-0.3
Metal and nonmetallic minerals mining services.....	60	1106	19.9	3.7	1.2	0.5	1.9	2.6
Metal and nonmetallic minerals mining services.....	60	110601	19.9	3.7	1.2	0.5	1.9	2.6
Contract work on textile products, apparel, and leather.....	61	—	6.5	0.0	0.0	0.0	-0.2	0.0
Contract work on textile products and apparel.....	61	1	6.6	0.0	0.0	0.0	-0.2	0.0
Contract work on textile products and apparel.....	61	11	6.6	0.0	0.0	0.0	-0.2	0.0
Contract work on textile products.....	61	1102	-1.2	-0.1	0.0	0.0	-0.4	0.0
Commission finishing of broadwoven fabrics.....	61	110201	-1.2	-0.1	0.0	0.0	-0.4	0.0
Commission finishing of cotton broadwoven fabrics.....	61	1102011	-0.3	-0.1	-0.1	-0.1	0.0	0.0
Other commission finishing of broadwoven fabrics (excl. cotton & wool).....	61	1102012	-1.4	-0.1	0.1	0.0	-0.5	0.0
Commission knit or knit & finishing of weft & warp knit fabric.....	61	110204	1.8	0.5	0.0	0.0	0.0	0.0
Contract work on apparel.....	61	1103	15.3	0.0	0.0	0.0	0.0	0.0
Contract work on women's, girls' and infants' apparel.....	61	11031	—	0.0	0.0	0.0	0.0	—
Contract work on men's and boys' (including unisex) apparel.....	61	11032	10.1	0.0	0.0	0.0	0.0	0.0
Contract work on men's and boys' pants, work apparel, and other outerwear.....	61	110321	0.0	0.0	0.0	0.0	0.0	0.0
Contract work on men's and boys' shirts, tailored suits/coats/jackets, & underwear/nightwear.....	61	110323	—	0.0	0.0	0.0	0.0	—
Contract & commission receipts for tanning or finishing leather owned by others.....	61	2	0.2	0.0	0.0	0.0	0.6	0.0
Contract & commission receipts for tanning or finishing leather owned by others.....	61	21	0.2	0.0	0.0	0.0	0.6	0.0
Contract and commission receipts for tanning or finishing leather owned by others.....	61	2101	0.2	0.0	0.0	0.0	0.6	0.0
Contract and commission receipts for tanning or finishing leather owned by others.....	61	210101	0.2	0.0	0.0	0.0	0.6	0.0
Construction (partial).....	80	—	2.0	-0.2	0.0	0.1	0.5	-0.1
New nonresidential building construction.....	80	1	1.6	-0.2	0.0	0.1	0.3	-0.1
New nonresidential building construction.....	80	11	1.6	-0.2	0.0	0.1	0.3	-0.1
New warehouse building construction.....	80	1101	0.5	-0.2	0.0	0.3	0.1	0.0
New warehouse building construction.....	80	110101	0.5	-0.2	0.0	0.3	0.1	0.0
New school building construction.....	80	1102	2.5	0.0	0.0	0.0	0.5	0.2
New school building construction.....	80	110201	2.5	0.0	0.0	0.0	0.5	0.2
New office building construction.....	80	1103	2.3	0.0	0.0	0.1	0.3	-0.5
New office building construction.....	80	110301	2.3	0.0	0.0	0.1	0.3	-0.5

See footnotes at end of table.

Table 7. Producer price index percentage changes for commodity and service groupings and individual items, not seasonally adjusted — Continued
 [February 2025]

Title	Commodity code		Unadjusted 12-month percent change ¹	Unadjusted 1-month percent change ¹				
	Group code	Item code		Feb. 2024 to Feb. 2025 ^p	Sept. to Oct.	Oct. to Nov. ^p	Nov. to Dec. ^p	Dec. to Jan. ^p
New industrial building construction.....	80	1104	0.8	-0.7	0.0	0.2	0.3	0.2
New industrial building construction.....	80	110401	0.8	-0.7	0.0	0.2	0.3	0.2
New health care building construction.....	80	1105	0.8	-0.5	0.0	0.2	0.5	0.0
New health care building construction.....	80	110501	0.8	-0.5	0.0	0.2	0.5	0.0
Maintenance and repair of nonresidential buildings (partial).....	80	2	5.4	0.0	0.0	0.1	1.5	-0.4
Maintenance and repair of nonresidential buildings (partial).....	80	21	5.4	0.0	0.0	0.1	1.5	-0.4
Maintenance and repair of nonresidential buildings (partial).....	80	2101	5.4	0.0	0.0	0.1	1.5	-0.4
Maintenance and repair of nonresidential buildings (partial).....	80	210101	5.4	0.0	0.0	0.1	1.5	-0.4

¹ All indexes are subject to revision for 4 months after their originally scheduled publication to incorporate late reports and corrections by survey respondents.

² Due to incomplete coverage of the services sector, some services indexes in this table reflect only a portion of their wherever-provided output. These indexes are flagged using the term "partial" at the end of their titles. For more information regarding wherever-provided services indexes, go to <https://www.bls.gov/ppi/wepnotice.htm>. This webpage includes methodology documentation, a table identifying missing coverage areas for those indexes with incomplete coverage, and a concordance table between wherever-provided services indexes and Census product codes.

^p Preliminary

"-" Data not available.

Table 8. Producer price indexes and percentage changes for selected commodity and service groupings and individual items, seasonally adjusted
 [February 2025, Index base 1982=100, unless otherwise indicated]

Title	Commodity code		Other index base	Seasonally adjusted index ¹					Seasonally adjusted 1-month percent change ¹		
	Group code	Item code		Oct. 2024	Nov. 2024 ^P	Dec. 2024 ^P	Jan. 2025 ^P	Feb. 2025 ^P	Nov. to Dec. ^P	Dec. to Jan. ^P	Jan. to Feb. ^P
Goods											
Fruits & melons, fresh/dry vegs. & nuts.....	01	1		-	-	-	-	-	-	-	-
Fresh fruits and melons.....	01	11		-	-	-	-	-	-	-	-
Citrus fruits.....	01	1101		395.139	386.661	364.226	336.016	341.443	-5.8	-7.7	1.6
Other fruits and berries.....	01	1102		-	-	-	-	-	-	-	-
Melons.....			12/91	-	-	-	-	-	-	-	-
Fresh and dry vegetables.....	01	13		-	-	-	-	-	-	-	-
Dry vegetables.....	01	1301		-	-	-	-	-	-	-	-
Fresh vegetables, except potatoes.....	01	1302		269.885	298.136	328.520	246.884	309.540	10.2	-24.8	25.4
Sweet potatoes.....	01	1303		165.596	166.122	167.807	166.332	170.860	1.0	-0.9	2.7
Potatoes.....	01	1306	12/11	131.732	125.267	125.192	124.017	123.060	-0.1	-0.9	-0.8
Tree nuts.....				-	-	-	-	-	-	-	-
Tree nuts.....				-	-	-	-	-	-	-	-
Grains.....	01	2		166.876	172.952	174.935	181.440	179.843	1.1	3.7	-0.9
Wheat.....	01	21		-	-	-	-	-	-	-	-
Wheat.....	01	2101		-	-	-	-	-	-	-	-
Other grains.....	01	22		169.454	178.627	180.620	188.426	185.230	1.1	4.3	-1.7
Barley.....	01	2201		-	-	-	-	-	-	-	-
Corn.....	01	2202		166.116	175.205	177.122	184.974	181.773	1.1	4.4	-1.7
Oats.....	01	2203		-	-	-	-	-	-	-	-
Sorghum.....	01	2205	12/91	-	-	-	-	-	-	-	-
Rough rice.....	01	23	12/91	124.189	122.041	119.647	125.361	123.426	-2.0	4.8	-1.5
Rough rice.....	01	2301	12/91	124.189	122.041	119.647	125.361	123.426	-2.0	4.8	-1.5
Livestock.....	01	3		252.436	262.773	275.967	286.384	284.102	5.0	3.8	-0.8
Slaughter cattle.....	01	31		298.091	297.072	303.943	318.691	317.193	2.3	4.9	-0.5
Slaughter steers and heifers.....	01	3101		288.702	285.837	295.936	310.918	308.177	3.5	5.1	-0.9
Slaughter cows and bulls.....	01	3102		296.628	304.030	304.438	325.555	306.344	0.1	6.9	-5.9
Slaughter vealers.....	01	3103		115.606	116.566	117.784	119.787	120.361	1.0	1.7	0.5
Slaughter hogs.....	01	32		103.106	120.275	122.261	124.041	122.283	1.7	1.5	-1.4
Slaughter barrows and gilts.....	01	3201		101.327	119.042	121.943	123.651	120.823	2.4	1.4	-2.3
Slaughter sows.....	01	3202		-	-	-	-	-	-	-	-
Slaughter lambs.....	01	33		366.898	352.130	362.112	380.319	427.004	2.8	5.0	12.3
Slaughter lambs.....	01	3301		366.898	352.130	362.112	380.319	427.004	2.8	5.0	12.3
Feeder and replacement cattle.....			09/21	-	-	-	-	-	-	-	-
Feeder and replacement cattle.....			09/21	-	-	-	-	-	-	-	-
Slaughter poultry.....	01	4		368.306	362.517	349.545	343.098	343.629	-3.6	-1.8	0.2
Slaughter chickens.....	01	41		403.566	397.007	383.041	369.588	367.596	-3.5	-3.5	-0.5
Broilers and other meat type chickens.....	01	4102		409.182	402.532	388.371	374.731	372.711	-3.5	-3.5	-0.5
Slaughter turkeys.....	01	42		213.239	210.354	200.284	227.447	240.530	-4.8	13.6	5.8
Slaughter turkeys.....	01	4201		213.239	210.354	200.284	227.447	240.530	-4.8	13.6	5.8
Slaughter ducks.....	01	43	12/91	-	-	-	-	-	-	-	-
Slaughter ducks.....	01	4301	12/91	-	-	-	-	-	-	-	-
Raw cotton.....	01	5		-	-	-	-	-	-	-	-
Raw cotton.....	01	51		-	-	-	-	-	-	-	-
Raw cotton.....	01	5101		-	-	-	-	-	-	-	-
Raw milk.....	01	6		180.891	174.093	173.507	185.228	196.374	-0.3	6.8	6.0
Raw milk.....	01	61		181.623	174.797	174.209	185.977	197.168	-0.3	6.8	6.0
Raw milk.....	01	6101		181.623	174.797	174.209	185.977	197.168	-0.3	6.8	6.0
Chicken eggs.....	01	7		-	-	-	-	-	-	-	-
Chicken eggs.....	01	71		-	-	-	-	-	-	-	-
Eggs for fresh use.....	01	7107	12/91	-	-	-	-	-	-	-	-
Breaker stock and checks and undergrades.....	01	7108	12/91	-	-	-	-	-	-	-	-
Hay, hayseeds, and oilseeds.....	01	8		219.868	209.559	212.204	217.304	207.700	1.3	2.4	-4.4
Hay and hayseeds.....	01	81		-	-	-	-	-	-	-	-
Hay and hayseeds.....	01	8101		-	-	-	-	-	-	-	-
Oilseeds.....	01	83		202.873	191.815	187.930	195.381	187.671	-2.0	4.0	-3.9
Oilseeds.....	01	8301		202.873	191.815	187.930	195.381	187.671	-2.0	4.0	-3.9
Cereal and bakery products.....	02	1		328.433	327.488	326.986	327.127	326.705	-0.2	0.0	-0.1
Bakery products.....	02	11		-	-	-	-	-	-	-	-
Bread (white, wheat, rye, etc.), including frozen.....			06/06	-	-	-	-	-	-	-	-
Rolls (bread-type), muffins, bagels, and croissants.....	02	1105		-	-	-	-	-	-	-	-
Other sweet goods, excluding frozen.....				-	-	-	-	-	-	-	-
Soft cakes, excluding frozen.....	02	1108		-	-	-	-	-	-	-	-
Pies (fruit, cream, and custard), excluding frozen.....				-	-	-	-	-	-	-	-

See footnotes at end of table.

Table 8. Producer price indexes and percentage changes for selected commodity and service groupings and individual items, seasonally adjusted — Continued
 [February 2025, Index base 1982=100, unless otherwise indicated]

Title	Commodity code		Other index base	Seasonally adjusted index ¹					Seasonally adjusted 1-month percent change ¹		
	Group code	Item code		Oct. 2024	Nov. 2024 ^P	Dec. 2024 ^P	Jan. 2025 ^P	Feb. 2025 ^P	Nov. to Dec. ^P	Dec. to Jan. ^P	Jan. to Feb. ^P
Cookies, crackers, and related products.....	02	1121		-	-	-	-	-	-	-	-
Retail bakery products, excluding retail trade.....	02	1130	06/14	-	-	-	-	-	-	-	-
Flour and flour base mixes and doughs.....	02	12		-	-	-	-	-	-	-	-
Wheat flour.....	02	1203		-	-	-	-	-	-	-	-
Flour base mixes and doughs.....	02	1204		-	-	-	-	-	-	-	-
Milled rice and byproducts.....	02	13		-	-	-	-	-	-	-	-
Head rice.....	02	1301		-	-	-	-	-	-	-	-
Milled rice (incl second heads, screenings, brewers, bran, sharps, rice flour, and byproducts).....	02	1302	06/84	-	-	-	-	-	-	-	-
Cereal and pasta products.....	02	14		301.527	300.899	298.838	298.145	296.638	-0.7	-0.2	-0.5
Dry macaroni, spaghetti, and egg noodle products, made from purchased flour.....	02	1402	06/85	-	-	-	-	-	-	-	-
Cereal and mill products, other than flour.....	02	1409	06/85	284.102	283.384	283.674	282.700	280.977	0.1	-0.3	-0.6
Meats, poultry, and fish.....	02	2		240.851	247.718	246.372	248.881	250.187	-0.5	1.0	0.5
Meats.....	02	21		252.159	255.306	257.938	262.126	268.905	1.0	1.6	2.6
Beef and veal products, fresh or frozen.....	02	2101		316.130	322.374	321.791	340.029	333.916	-0.2	5.7	-1.8
Lamb/mutton, fresh or frozen, not canned or made into sausage, made in slaughtering plants.....	02	2103		-	-	-	-	-	-	-	-
Pork products, fresh, frozen, or processed, except sausage.....	02	2104		177.372	180.042	186.215	178.078	199.382	3.4	-4.4	12.0
Other meats, fresh, frozen, or canned.....	02	2105		235.021	235.225	237.195	239.424	243.621	0.8	0.9	1.8
Processed poultry.....	02	22		176.766	186.505	178.890	177.410	171.064	-4.1	-0.8	-3.6
Young chickens, including bulk, chilled, frozen, whole, and in parts.....	02	2203		208.480	211.811	211.228	211.729	197.004	-0.3	0.2	-7.0
Turkeys, including frozen, whole, and in parts.....	02	2206		-	-	-	-	-	-	-	-
Canned, cooked, smoked or prepared poultry.....	02	2208		-	-	-	-	-	-	-	-
Chicken hens and other poultry/small game.....			12/90	-	-	-	-	-	-	-	-
Unprocessed and prepared seafood.....	02	23		422.701	451.535	446.240	454.985	442.087	-1.2	2.0	-2.8
Unprocessed finfish.....	02	2301		-	-	-	-	-	-	-	-
Unprocessed shellfish.....	02	2305	12/91	301.973	312.821	320.045	323.332	312.130	2.3	1.0	-3.5
Prepared fresh and frozen seafood.....			12/11	-	-	-	-	-	-	-	-
Dairy products.....	02	3		-	-	-	-	-	-	-	-
Fluid milk products.....	02	31		-	-	-	-	-	-	-	-
Packaged fluid milk and related products.....	02	3103	12/82	-	-	-	-	-	-	-	-
Cottage cheese.....	02	3104	12/82	-	-	-	-	-	-	-	-
Other milk products.....	02	3105	12/82	-	-	-	-	-	-	-	-
Bulk fluid milk and cream.....	02	3106	12/91	-	-	-	-	-	-	-	-
Butter.....	02	32		-	-	-	-	-	-	-	-
Butter.....	02	3201		-	-	-	-	-	-	-	-
Natural, processed, and imitation cheese.....	02	33		-	-	-	-	-	-	-	-
Natural cheese, except cottage cheese.....	02	3302		-	-	-	-	-	-	-	-
Processed cheese and related products.....	02	3303		-	-	-	-	-	-	-	-
Raw liquid whey.....			12/04	-	-	-	-	-	-	-	-
Ice cream and frozen desserts.....	02	34		289.871	289.687	290.805	292.688	292.067	0.4	0.6	-0.2
Ice cream and frozen desserts.....	02	3402	06/83	285.965	285.786	286.891	288.744	288.134	0.4	0.6	-0.2
Dry, condensed, and evaporated milk products.....	02	35		-	-	-	-	-	-	-	-
Dry milk products, including feed grade.....	02	3502	12/83	-	-	-	-	-	-	-	-
Liquid milk products.....			12/83	-	-	-	-	-	-	-	-
Ice cream mixes and related products.....			06/02	-	-	-	-	-	-	-	-
Processed fruits and vegetables.....	02	4		-	-	-	-	-	-	-	-
Canned fruits and juices.....	02	41		-	-	-	-	-	-	-	-
Canned fruits, excluding baby foods.....	02	4101		308.648	310.389	308.962	307.341	312.563	-0.5	-0.5	1.7
Canned and fresh fruit juices, nectars, and concentrates.....	02	4102		-	-	-	-	-	-	-	-
Frozen fruits, juices and ades.....	02	42		-	-	-	-	-	-	-	-
Frozen fruits.....	02	4202		-	-	-	-	-	-	-	-
Canned vegetables and juices.....	02	44		-	-	-	-	-	-	-	-
Canned vegetables and juices.....	02	4401		-	-	-	-	-	-	-	-
Frozen vegetables.....	02	45		-	-	-	-	-	-	-	-
Frozen potato products (French-fried, patties, puffs, etc.).....	02	4502	12/90	-	-	-	-	-	-	-	-
Frozen vegetables, other than potato products.....	02	4505	12/90	-	-	-	-	-	-	-	-
Dried and dehydrated food.....			12/03	-	-	-	-	-	-	-	-
Dried and dehydrated food.....			12/03	-	-	-	-	-	-	-	-
Sugar and confectionery.....	02	5		-	-	-	-	-	-	-	-
Raw cane sugar and sugar cane mill products and byproducts.....				-	-	-	-	-	-	-	-
Raw cane sugar and sugarcane mill products and byproducts.....	02	5201		-	-	-	-	-	-	-	-
Refined sugar products and byproducts.....				-	-	-	-	-	-	-	-
Refined sugar products and byproducts.....			12/02	-	-	-	-	-	-	-	-
Confectionery materials.....	02	54		-	-	-	-	-	-	-	-
Confectionery materials.....	02	5401		-	-	-	-	-	-	-	-
Confectionery end products.....	02	55		-	-	-	-	-	-	-	-

See footnotes at end of table.

Table 8. Producer price indexes and percentage changes for selected commodity and service groupings and individual items, seasonally adjusted — Continued
 [February 2025, Index base 1982=100, unless otherwise indicated]

Title	Commodity code		Other index base	Seasonally adjusted index ¹					Seasonally adjusted 1-month percent change ¹		
	Group code	Item code		Oct. 2024	Nov. 2024 ^P	Dec. 2024 ^P	Jan. 2025 ^P	Feb. 2025 ^P	Nov. to Dec. ^P	Dec. to Jan. ^P	Jan. to Feb. ^P
Candy and nuts.....			06/83	-	-	-	-	-	-	-	-
Beverages and beverage materials.....	02	6		259.688	260.711	261.312	262.418	261.366	0.2	0.4	-0.4
Alcoholic beverages.....	02	61		220.169	220.482	220.433	220.215	220.397	0.0	-0.1	0.1
Malt beverages.....	02	6101		-	-	-	-	-	-	-	-
Distilled and bottled liquor, excluding brandy.....	02	6102		196.494	196.431	195.330	194.835	194.099	-0.6	-0.3	-0.4
Wines, brandy, and brandy spirits.....			12/83	-	-	-	-	-	-	-	-
Soft drinks.....	02	62		-	-	-	-	-	-	-	-
Soft drinks, non-carbonated and bottled water.....			12/11	-	-	-	-	-	-	-	-
Soft drinks, carbonated, bottle/can, all types.....			12/11	-	-	-	-	-	-	-	-
Soft drinks, energy and sport.....			01/24	-	-	-	-	-	-	-	-
Packaged beverage materials.....	02	63		-	-	-	-	-	-	-	-
Coffee (whole bean, ground, & instant).....	02	6301		-	-	-	-	-	-	-	-
Tea in consumer packages, exc. canned ice tea.....	02	6303		-	-	-	-	-	-	-	-
Other beverage materials.....	02	64		340.540	335.031	336.801	337.889	332.999	0.5	0.3	-1.4
Other beverage materials.....	02	6401		340.540	335.031	336.801	337.889	332.999	0.5	0.3	-1.4
Fats and oils.....	02	7		-	-	-	-	-	-	-	-
Shortening, cooking oil, and margarine.....	02	78		-	-	-	-	-	-	-	-
Shortening, cooking oil, and margarine.....	02	7801		-	-	-	-	-	-	-	-
Other oilseed processing.....	02	7A	12/04	-	-	-	-	-	-	-	-
Other oilseed processing.....	02	7A01	12/04	-	-	-	-	-	-	-	-
Corn oil, crude and refined.....			01/16	-	-	-	-	-	-	-	-
Corn oil, made by wet milling.....			01/16	-	-	-	-	-	-	-	-
Miscellaneous processed foods.....	02	8		-	-	-	-	-	-	-	-
Canned jams, jellies, and preserves.....	02	81		-	-	-	-	-	-	-	-
Canned jams, jellies, and preserves.....				-	-	-	-	-	-	-	-
Pickles and other pickled products, including horseradish.....	02	82		-	-	-	-	-	-	-	-
Pickles and other pickled products.....	02	8201		-	-	-	-	-	-	-	-
Specialty canning.....	02	84		-	-	-	-	-	-	-	-
Specialty canning.....	02	8401		-	-	-	-	-	-	-	-
Frozen specialty food.....	02	85		-	-	-	-	-	-	-	-
Frozen specialty food.....	02	8501		-	-	-	-	-	-	-	-
Prepared sauces, except tomato.....				-	-	-	-	-	-	-	-
Prepared sauces, excluding tomato-based sauces and sauces comprised of 20 percent or more meat.....				-	-	-	-	-	-	-	-
Other miscellaneous processed foods.....				-	-	-	-	-	-	-	-
Other miscellaneous processed foods.....				-	-	-	-	-	-	-	-
Prepared animal feeds.....	02	9		233.803	231.216	231.848	232.236	233.997	0.3	0.2	0.8
Soybean cake, meal, and other byproducts.....	02	92		-	-	-	-	-	-	-	-
Soybean cake, meal, and byproducts.....	02	9201		-	-	-	-	-	-	-	-
Formula feeds.....	02	93		258.347	255.731	257.602	259.140	260.894	0.7	0.6	0.7
Formula feeds.....	02	9301		258.347	255.731	257.602	259.140	260.894	0.7	0.6	0.7
Miscellaneous feedstuffs.....	02	94		314.870	314.661	316.858	317.974	319.489	0.7	0.4	0.5
Pet food.....	02	9402		-	-	-	-	-	-	-	-
Miscellaneous feedstuffs other than pet food.....	02	9403		263.217	262.324	265.776	266.052	271.130	1.3	0.1	1.9
Synthetic fibers.....	03	1		-	-	-	-	-	-	-	-
Unprocessed filament yarns.....	03	15		-	-	-	-	-	-	-	-
Noncellulosic and cellulosic organic fibers.....			05/22	-	-	-	-	-	-	-	-
Processed yarns and threads.....	03	2		-	-	-	-	-	-	-	-
Yarns.....	03	26		-	-	-	-	-	-	-	-
Spun cotton yarns.....	03	2601		150.451	150.987	152.718	154.843	152.760	1.1	1.4	-1.3
Spun synthetic yarns.....				-	-	-	-	-	-	-	-
Textured and twisted yarns.....	03	2604	12/88	-	-	-	-	-	-	-	-
Other spun noncellulosic and natural fiber (excluding cotton and wool) yarns.....	03	2607	06/08	-	-	-	-	-	-	-	-
Greige fabrics.....	03	3		-	-	-	-	-	-	-	-
Greige broadwoven fabrics.....	03	37		176.399	176.867	177.164	176.425	176.747	0.2	-0.4	0.2
Greige manmade, silk, and other natural fiber (exc cotton/wool) broadwoven fabrics.....	03	3703		170.976	171.698	171.989	170.530	170.866	0.2	-0.8	0.2
Greige knit fabrics.....	03	38		-	-	-	-	-	-	-	-
Weft (circular) knit fabrics, greige goods (excluding hosiery).....	03	3803		-	-	-	-	-	-	-	-
Warp knit fabrics, greige goods (excluding hosiery).....	03	3804		-	-	-	-	-	-	-	-
Tire cord and tire fabric.....	03	39	06/84	-	-	-	-	-	-	-	-
Tire cord and tire fabrics.....	03	3901	06/84	-	-	-	-	-	-	-	-
Finished fabrics.....	03	4		-	-	-	-	-	-	-	-
Finished broadwoven fabrics.....	03	42		-	-	-	-	-	-	-	-
Finished cotton broadwoven fabrics.....	03	4201		-	-	-	-	-	-	-	-

See footnotes at end of table.

Table 8. Producer price indexes and percentage changes for selected commodity and service groupings and individual items, seasonally adjusted — Continued
 [February 2025, Index base 1982=100, unless otherwise indicated]

Title	Commodity code		Other index base	Seasonally adjusted index ¹					Seasonally adjusted 1-month percent change ¹		
	Group code	Item code		Oct. 2024	Nov. 2024 ^P	Dec. 2024 ^P	Jan. 2025 ^P	Feb. 2025 ^P	Nov. to Dec. ^P	Dec. to Jan. ^P	Jan. to Feb. ^P
Finished manmade, silk, and other natural fiber (exc. cotton and wool) broadwoven fabrics.....	03	4203		-	-	-	-	-	-	-	-
Woven and braided narrow fabrics.....	03	44		-	-	-	-	-	-	-	-
Woven and braided narrow fabrics.....	03	4402	06/84	-	-	-	-	-	-	-	-
Nonwoven fabrics and felts.....	03	45		-	-	-	-	-	-	-	-
Nonwoven fabrics and felts.....	03	4503		-	-	-	-	-	-	-	-
Coated fabrics, not rubberized.....	03	46	06/85	-	-	-	-	-	-	-	-
Coated fabrics, not rubberized.....	03	4601	06/85	-	-	-	-	-	-	-	-
Screen printed textile materials, embroideries, and lace goods.....	03	47	06/85	226.273	225.779	225.835	225.714	228.162	0.0	-0.1	1.1
Screen printed textile and apparel materials and embroideries.....	03	4701	06/85	226.560	226.102	226.100	226.023	228.493	0.0	0.0	1.1
Knit fabrics, finished in knitting mills.....			12/03	-	-	-	-	-	-	-	-
Weft (circular) knit fabrics, knit and finished in the same establishment (excluding hosiery).....			12/03	-	-	-	-	-	-	-	-
Warp knit goods, knit and finished in the same establishment.....			12/03	-	-	-	-	-	-	-	-
Apparel & other fabricated textile prods.....	03	8		-	-	-	-	-	-	-	-
Apparel.....	03	81		-	-	-	-	-	-	-	-
Miscellaneous apparel and accessories.....	03	8104	12/83	233.361	235.059	235.549	236.642	237.711	0.2	0.5	0.5
Women's, girls', and infants' cut and sew apparel.....			12/03	-	-	-	-	-	-	-	-
Men's and boys' cut and sew apparel.....			12/03	-	-	-	-	-	-	-	-
Apparel made in knitting mills.....			12/03	-	-	-	-	-	-	-	-
Textile house furnishings.....	03	82		-	-	-	-	-	-	-	-
Textile house furnishings.....	03	8203	06/83	-	-	-	-	-	-	-	-
Industrial and other fabricated products.....				-	-	-	-	-	-	-	-
Industrial and other fabricated products.....	03	8303		-	-	-	-	-	-	-	-
Miscellaneous textile products/services.....	03	9	06/85	-	-	-	-	-	-	-	-
Miscellaneous textile products/services.....			09/18	-	-	-	-	-	-	-	-
Miscellaneous textile products/services.....			09/18	-	-	-	-	-	-	-	-
Hides and skins, incl. cattle.....	04	1		90.106	92.193	89.505	87.346	80.240	-2.9	-2.4	-8.1
Hides and skins, incl. cattle.....	04	19	06/01	41.252	42.208	40.977	39.989	36.736	-2.9	-2.4	-8.1
Hides, skins, and pelts, made in slaughtering plants.....	04	1901	06/01	41.252	42.208	40.977	39.989	36.736	-2.9	-2.4	-8.1
Leather.....	04	2		200.421	201.118	203.053	201.164	199.650	1.0	-0.9	-0.8
Finished and unfinished leather.....	04	27	12/97	109.871	110.253	111.314	110.279	109.448	1.0	-0.9	-0.8
Finished and unfinished leather.....	04	2701	12/97	109.871	110.253	111.314	110.279	109.448	1.0	-0.9	-0.8
Footwear.....	04	3		-	-	-	-	-	-	-	-
Men's nonathletic footwear.....	04	31		-	-	-	-	-	-	-	-
Men's footwear (size 6 and larger), excluding athletic.....	04	3105	12/93	-	-	-	-	-	-	-	-
Women's nonathletic footwear.....	04	32		-	-	-	-	-	-	-	-
Women's footwear (size 4 and larger), excluding athletic.....	04	3205	12/93	-	-	-	-	-	-	-	-
Other footwear including slippers.....	04	39	12/02	-	-	-	-	-	-	-	-
Other footwear, excluding rubber and plastic soled footwear.....	04	3901	12/02	-	-	-	-	-	-	-	-
Other leather and related products.....	04	4		-	-	-	-	-	-	-	-
Luggage and small leather goods.....	04	41		-	-	-	-	-	-	-	-
Luggage and small leather goods.....	04	4101		-	-	-	-	-	-	-	-
Leather and leather-like goods, n.e.c.....	04	45	06/85	-	-	-	-	-	-	-	-
Leather and leather-like goods, n.e.c.....	04	4501	06/85	-	-	-	-	-	-	-	-
Coal.....	05	1		-	-	-	-	-	-	-	-
Coal.....	05	13		-	-	-	-	-	-	-	-
Coal.....	05	1301		-	-	-	-	-	-	-	-
Gas fuels.....				-	-	-	-	-	-	-	-
Natural gas.....				-	-	-	-	-	-	-	-
Natural gas.....				-	-	-	-	-	-	-	-
Natural gas liquids.....	05	32		-	-	-	-	-	-	-	-
Natural gas liquids.....				-	-	-	-	-	-	-	-
Electric power.....	05	4		273.666	274.070	274.641	273.111	278.793	0.2	-0.6	2.1
Residential electric power.....	05	41	12/90	231.146	232.141	232.232	231.291	232.540	0.0	-0.4	0.5
Residential electric power.....	05	4121	12/90	231.146	232.141	232.232	231.291	232.540	0.0	-0.4	0.5
Commercial electric power.....	05	42		259.571	260.525	260.918	261.255	270.268	0.2	0.1	3.4
Commercial electric power.....	05	4221	12/90	227.193	228.030	228.369	228.669	236.568	0.1	0.1	3.5
Industrial electric power.....	05	43		306.871	303.638	306.296	305.748	305.101	0.9	-0.2	-0.2
Industrial electric power.....	05	4321	12/90	258.035	255.315	257.546	257.078	256.539	0.9	-0.2	-0.2
Transportation electric power.....	05	46	12/10	130.425	130.591	131.324	133.952	129.687	0.6	2.0	-3.2
Transportation electric power.....	05	4621	12/10	130.425	130.591	131.324	133.952	129.687	0.6	2.0	-3.2
Utility natural gas.....	05	5	12/90	260.739	261.072	266.669	278.375	285.114	2.1	4.4	2.4
Residential natural gas.....	05	51	12/90	276.116	277.552	280.704	291.479	295.169	1.1	3.8	1.3
Residential natural gas.....	05	5121	12/90	276.116	277.552	280.704	291.479	295.169	1.1	3.8	1.3

See footnotes at end of table.

Table 8. Producer price indexes and percentage changes for selected commodity and service groupings and individual items, seasonally adjusted — Continued
 [February 2025, Index base 1982=100, unless otherwise indicated]

Title	Commodity code		Other index base	Seasonally adjusted index ¹					Seasonally adjusted 1-month percent change ¹		
	Group code	Item code		Oct. 2024	Nov. 2024 ^P	Dec. 2024 ^P	Jan. 2025 ^P	Feb. 2025 ^P	Nov. to Dec. ^P	Dec. to Jan. ^P	Jan. to Feb. ^P
Commercial natural gas.....	05	52	12/90	251.183	251.670	257.665	266.436	273.485	2.4	3.4	2.6
Commercial natural gas.....	05	5221	12/90	251.183	251.670	257.665	266.436	273.485	2.4	3.4	2.6
Industrial natural gas.....	05	53	12/90	191.781	195.433	203.801	215.870	210.648	4.3	5.9	-2.4
Industrial natural gas.....	05	5321	12/90	191.781	195.433	203.801	215.870	210.648	4.3	5.9	-2.4
Natural gas to electric power.....	05	54	12/90	218.555	217.052	223.896	235.866	246.635	3.2	5.3	4.6
Natural gas to electric power.....	05	5421	12/90	218.555	217.052	223.896	235.866	246.635	3.2	5.3	4.6
Crude petroleum (domestic production).....	05	6		-	-	-	-	-	-	-	-
Crude petroleum (domestic production).....	05	61		-	-	-	-	-	-	-	-
Crude petroleum (domestic production).....	05	6101		-	-	-	-	-	-	-	-
Petroleum products, refined.....	05	7		250.029	249.688	256.825	266.949	258.680	2.9	3.9	-3.1
Gasoline.....	05	71		223.846	226.103	241.133	241.958	230.534	6.6	0.3	-4.7
Unleaded premium gasoline.....	05	7103		247.451	250.544	269.999	270.054	257.102	7.8	0.0	-4.8
Unleaded regular gasoline.....	05	7104		218.423	220.785	235.100	235.949	224.466	6.5	0.4	-4.9
Unleaded mid-premium gasoline.....	05	7105	12/87	402.433	396.192	428.948	440.437	415.875	8.3	2.7	-5.6
Kerosene and jet fuels.....	05	72		-	-	-	-	-	-	-	-
Kerosene.....	05	7202		-	-	-	-	-	-	-	-
Jet fuel.....	05	7203		-	-	-	-	-	-	-	-
Light fuel oils.....	05	73		285.284	282.243	280.423	309.116	295.942	-0.6	10.2	-4.3
Home heating oil and distillates.....	05	7302		213.942	221.498	234.708	249.891	225.395	6.0	6.5	-9.8
No. 2 diesel fuel.....	05	7303		303.008	298.885	295.629	326.679	314.049	-1.1	10.5	-3.9
Residual fuels (heavy fuel oils, incl. #5, #6, & other residual fuels).....	05	74		-	-	-	-	-	-	-	-
Residual fuels (heavy fuel oils, incl. #5, #6, & other residual fuels).....	05	7407	06/85	-	-	-	-	-	-	-	-
Finished lubricants.....	05	76		-	-	-	-	-	-	-	-
Lubricating grease.....	05	7603		-	-	-	-	-	-	-	-
Lubricating and similar oils.....	05	7604	06/85	-	-	-	-	-	-	-	-
Lubricating oil base stocks.....	05	7609	06/09	-	-	-	-	-	-	-	-
Lubricating oil base stocks.....	05	7609	06/09	-	-	-	-	-	-	-	-
Asphalt and other petroleum and coal products, n.e.c.....	05	8	12/84	-	-	-	-	-	-	-	-
Asphalt and other petroleum and coal products, n.e.c.....	05	81	12/84	-	-	-	-	-	-	-	-
Asphalt.....	05	8102	06/85	223.932	238.831	269.337	287.670	273.478	12.8	6.8	-4.9
Other petroleum and coal products, including coke oven products, n.e.c.....	05	8102	12/84	-	-	-	-	-	-	-	-
Industrial chemicals.....	06	1		300.171	296.434	299.219	306.938	306.429	0.9	2.6	-0.2
Basic inorganic chemicals.....	06	13		-	-	-	-	-	-	-	-
Inorganic chemicals, other than alkalis and chlorine.....	06	1302		-	-	-	-	-	-	-	-
Alkalis and chlorine, including natural sodium carbonate and sulfate.....	06	1303		-	-	-	-	-	-	-	-
Basic organic chemicals.....	06	14		294.562	289.351	292.662	301.418	300.648	1.1	3.0	-0.3
Primary basic organic chemicals.....	06	1403		277.042	274.966	278.373	282.180	286.851	1.2	1.4	1.7
Cyclic intermediate chemicals and dyes.....	06	1403		277.042	274.966	278.373	282.180	286.851	1.2	1.4	1.7
Other basic organics.....	06	1403		277.042	274.966	278.373	282.180	286.851	1.2	1.4	1.7
Paints and allied products.....	06	2		-	-	-	-	-	-	-	-
Prepared paint.....	06	21		-	-	-	-	-	-	-	-
Architectural coatings.....	06	2101		-	-	-	-	-	-	-	-
OEM finishes excluding marine coatings.....	06	2101	06/83	-	-	-	-	-	-	-	-
Special purpose coatings, incl. marine, industrial & construction coatings.....	06	2103	06/83	-	-	-	-	-	-	-	-
Paint materials.....	06	22		-	-	-	-	-	-	-	-
Paint colors.....	06	22		-	-	-	-	-	-	-	-
Allied and miscellaneous paint products.....	06	23	06/83	-	-	-	-	-	-	-	-
Allied and miscellaneous paint products.....	06	2301	06/83	-	-	-	-	-	-	-	-
Drugs and pharmaceuticals.....	06	3		684.402	685.278	686.658	676.900	678.244	0.2	-1.4	0.2
Medicinal and botanical chemicals, drugs, and other products.....	06	31		-	-	-	-	-	-	-	-
Medicinal and botanical chemicals, drugs, and other products.....	06	31	06/82	-	-	-	-	-	-	-	-
Veterinary pharmaceutical preparations.....	06	31		-	-	-	-	-	-	-	-
Pharmaceuticals for veterinary use.....	06	31	12/87	-	-	-	-	-	-	-	-
Biological products, including diagnostics.....	06	37		339.185	339.754	340.424	339.253	340.740	0.2	-0.3	0.4
Biological products, excluding diagnostic, for veterinary, industrial, and all other misc. uses.....	06	3717	12/04	-	-	-	-	-	-	-	-
Diagnostics.....	06	3717	06/09	-	-	-	-	-	-	-	-
Biological products, excluding diagnostic, for human use.....	06	3719	06/09	159.011	159.270	159.966	159.022	159.702	0.4	-0.6	0.4
Pharmaceutical preparations.....	06	38	06/01	296.161	296.523	297.152	291.021	291.380	0.2	-2.1	0.1
Pharmaceuticals affecting neoplasms, the endocrine system, & metabolic diseases.....	06	3801	06/01	316.618	316.777	317.567	315.649	315.206	0.2	-0.6	-0.1
Pharmaceuticals acting on the central nervous system and the sense organs.....	06	3802	06/01	359.462	360.478	361.699	359.898	361.315	0.3	-0.5	0.4
Pharmaceuticals acting on the cardiovascular system.....	06	3803	06/01	452.859	453.336	454.656	447.057	448.447	0.3	-1.7	0.3
Pharmaceuticals acting on the respiratory system.....	06	3804	06/01	231.392	231.634	232.080	193.890	193.957	0.2	-16.5	0.0
Pharmaceuticals acting on the digestive or the genito-urinary systems.....	06	3804	06/01	-	-	-	-	-	-	-	-
Pharmaceuticals acting on the skin.....	06	3804	06/01	-	-	-	-	-	-	-	-

See footnotes at end of table.

Table 8. Producer price indexes and percentage changes for selected commodity and service groupings and individual items, seasonally adjusted — Continued
 [February 2025, Index base 1982=100, unless otherwise indicated]

Title	Commodity code		Other index base	Seasonally adjusted index ¹					Seasonally adjusted 1-month percent change ¹		
	Group code	Item code		Oct. 2024	Nov. 2024 ^P	Dec. 2024 ^P	Jan. 2025 ^P	Feb. 2025 ^P	Nov. to Dec. ^P	Dec. to Jan. ^P	Jan. to Feb. ^P
Vitamin, nutrient, and hematonic preparations.			06/01	-	-	-	-	-	-	-	-
Pharmaceuticals affecting parasitic and infective diseases.	06	3808	06/01	282.102	282.604	282.825	281.976	282.086	0.1	-0.3	0.0
Fats and oils, inedible.	06	4		-	-	-	-	-	-	-	-
Fats and oils, inedible.	06	41		-	-	-	-	-	-	-	-
Fats and oils, inedible.	06	4101		-	-	-	-	-	-	-	-
Agricultural chemicals and chemical products.	06	5		286.638	284.081	286.161	286.218	288.467	0.7	0.0	0.8
Mixed fertilizers.	06	51		-	-	-	-	-	-	-	-
Mixed fertilizers.	06	5105	06/86	-	-	-	-	-	-	-	-
Fertilizer materials.	06	52		307.932	304.281	309.155	310.369	317.931	1.6	0.4	2.4
Nitrogenates.	06	5201		329.863	314.270	326.314	327.781	342.318	3.8	0.4	4.4
Phosphates.	06	5202		304.664	306.498	306.200	307.750	305.582	-0.1	0.5	-0.7
Other agricultural chemicals.	06	53		-	-	-	-	-	-	-	-
Other agricultural chemicals.	06	5301		-	-	-	-	-	-	-	-
Plastic resins and materials.	06	6		264.949	265.933	267.946	269.383	270.751	0.8	0.5	0.5
Thermoplastic resins and plastics materials.	06	62		266.642	267.986	270.583	271.471	275.318	1.0	0.3	1.4
Thermoplastic resins and plastics materials.	06	6212	12/03	185.289	186.222	188.027	188.644	191.317	1.0	0.3	1.4
Thermosetting resins and plastics materials.	06	63		-	-	-	-	-	-	-	-
Thermosetting resins and plastics materials.			12/98	-	-	-	-	-	-	-	-
Other chemicals and allied products.	06	7		-	-	-	-	-	-	-	-
Soaps and detergents.				-	-	-	-	-	-	-	-
Soaps and other detergents.			06/83	-	-	-	-	-	-	-	-
Polish and other sanitation goods.			06/83	-	-	-	-	-	-	-	-
Polish and other sanitation goods.			06/83	-	-	-	-	-	-	-	-
Cosmetics and other toilet preparations.	06	75		-	-	-	-	-	-	-	-
Shaving preparations.	06	7502		-	-	-	-	-	-	-	-
Perfumes, toilet waters, and colognes.	06	7503		-	-	-	-	-	-	-	-
Hair preparations (including shampoos).	06	7504		-	-	-	-	-	-	-	-
Toothpastes, denture cleaners, and mouthwashes.				-	-	-	-	-	-	-	-
Creams, lotions, and oils, excluding shaving, hair, and deodorant.			06/99	-	-	-	-	-	-	-	-
Other cosmetics and toilet preparations.			06/99	-	-	-	-	-	-	-	-
Misc. chemical prod. and preparations.	06	79		-	-	-	-	-	-	-	-
Explosives and blasting accessories.	06	7902		299.855	301.521	303.724	312.225	310.363	0.7	2.8	-0.6
Industrial gases.				-	-	-	-	-	-	-	-
Adhesives and sealants.	06	7904	12/83	-	-	-	-	-	-	-	-
Surface active agents.			12/83	-	-	-	-	-	-	-	-
Gum and wood chemicals, including wood distillation products.			06/84	-	-	-	-	-	-	-	-
Other miscellaneous chemical products.	06	7909		-	-	-	-	-	-	-	-
Rubber and rubber products.	07	1		-	-	-	-	-	-	-	-
Synthetic rubber, inc. styrene-butadiene rubber (SBR) and ethylene propylene.	07	11		-	-	-	-	-	-	-	-
Synthetic rubber.	07	1102		-	-	-	-	-	-	-	-
Tires, tubes, tread, & repair materials.	07	12		-	-	-	-	-	-	-	-
Tires.				-	-	-	-	-	-	-	-
Tread rubber, tire sundries, and repair materials.				-	-	-	-	-	-	-	-
Miscellaneous rubber products.	07	13		-	-	-	-	-	-	-	-
Rubber and plastics footwear, including athletic footwear.	07	1301		-	-	-	-	-	-	-	-
Rubber and plastic belts and belting.	07	1303		356.502	360.805	362.142	363.314	363.877	0.4	0.3	0.2
Rubber and plastics hose.	07	1304		-	-	-	-	-	-	-	-
Miscellaneous rubber products, n.e.c.	07	1306	06/83	-	-	-	-	-	-	-	-
Plastic products.	07	2		-	-	-	-	-	-	-	-
Plastic construction products.	07	21		-	-	-	-	-	-	-	-
Plastics construction products.	07	2106		-	-	-	-	-	-	-	-
Unsupported plastic film, sheet and other shapes.	07	22		-	-	-	-	-	-	-	-
Unsupported plastics film, sheet, and other shapes.	07	2205	12/82	-	-	-	-	-	-	-	-
Laminated plastic sheets, rods, and tubes.	07	23		-	-	-	-	-	-	-	-
Laminated plastics plates, sheet (except packaging), and shapes.	07	2304		-	-	-	-	-	-	-	-
Parts for manufacturing from plastics.				-	-	-	-	-	-	-	-
Parts for transportation equipment.				-	-	-	-	-	-	-	-
Other parts and components for manufacturing.				-	-	-	-	-	-	-	-
Foam components for furniture.	07	2603	12/82	-	-	-	-	-	-	-	-
Other plastic products.			12/82	-	-	-	-	-	-	-	-
Other plastics products.			12/82	-	-	-	-	-	-	-	-
Plastic packaging products.			12/06	-	-	-	-	-	-	-	-
Plastics packaging products.			12/06	-	-	-	-	-	-	-	-
Consumer, institutional, and commercial products, n.e.c.			12/06	-	-	-	-	-	-	-	-
All other consumer, institutional, and commercial products.			12/06	-	-	-	-	-	-	-	-

See footnotes at end of table.

Table 8. Producer price indexes and percentage changes for selected commodity and service groupings and individual items, seasonally adjusted — Continued
 [February 2025, Index base 1982=100, unless otherwise indicated]

Title	Commodity code		Other index base	Seasonally adjusted index ¹					Seasonally adjusted 1-month percent change ¹		
	Group code	Item code		Oct. 2024	Nov. 2024 ^P	Dec. 2024 ^P	Jan. 2025 ^P	Feb. 2025 ^P	Nov. to Dec. ^P	Dec. to Jan. ^P	Jan. to Feb. ^P
Recyclable plastics.....	07	2C	12/11	-	-	-	-	-	-	-	-
Recyclable plastics.....	07	2C01	12/11	-	-	-	-	-	-	-	-
Lumber.....	08	1		263.762	269.484	269.185	262.615	259.643	-0.1	-2.4	-1.1
Softwood lumber.....	08	11		270.103	279.603	278.219	265.153	260.099	-0.5	-4.7	-1.9
Softwood cut stock and dimension.....	08	1105		238.863	241.363	239.925	237.325	234.171	-0.6	-1.1	-1.3
Softwood lumber, not edge worked.....	08	1106	12/03	138.901	144.334	143.517	135.606	132.967	-0.6	-5.5	-1.9
Softwood lumber, made from purchased lumber.....	08	1107	12/03	266.822	269.962	270.909	274.814	269.538	0.4	1.4	-1.9
Hardwood lumber.....	08	12		-	-	-	-	-	-	-	-
Hardwood cut stock and dimension.....	08	1203		-	-	-	-	-	-	-	-
Hardwood flooring.....			06/84	-	-	-	-	-	-	-	-
Hardwood lumber, not edge worked.....	08	1205	12/03	-	-	-	-	-	-	-	-
Millwork.....	08	2		355.775	356.362	356.902	356.251	355.913	0.2	-0.2	-0.1
General millwork.....	08	21		339.904	340.791	341.377	341.870	341.019	0.2	0.1	-0.2
General millwork.....	08	2101		339.904	340.791	341.377	341.870	341.019	0.2	0.1	-0.2
Prefabricated structural members.....	08	22		-	-	-	-	-	-	-	-
Prefabricated structural members.....	08	2201		-	-	-	-	-	-	-	-
Plywood.....	08	3		-	-	-	-	-	-	-	-
Softwood veneer and plywood.....	08	31		-	-	-	-	-	-	-	-
Softwood veneer and plywood.....				-	-	-	-	-	-	-	-
Hardwood veneer and plywood.....			12/05	-	-	-	-	-	-	-	-
Hardwood veneer and plywood.....			12/05	-	-	-	-	-	-	-	-
Other wood products.....	08	4		208.738	209.016	209.205	209.695	209.717	0.1	0.2	0.0
Wood pallets and pallet containers, wood and metal combination.....	08	41		-	-	-	-	-	-	-	-
Wood pallets and pallet containers.....	08	4101		-	-	-	-	-	-	-	-
Wood boxes.....	08	42		-	-	-	-	-	-	-	-
Wood boxes.....	08	4201		-	-	-	-	-	-	-	-
Miscellaneous wood products.....	08	49		157.780	158.671	158.930	159.234	159.270	0.2	0.2	0.0
Wood ties, siding, shingles, and shakes, and contract sawing of logs owned by others.....			12/03	-	-	-	-	-	-	-	-
Sawn wood fence stock, wood lath, and contract resawing and planing.....			12/03	-	-	-	-	-	-	-	-
All other miscellaneous wood products.....	08	4909	06/84	248.938	250.580	251.057	251.619	251.685	0.2	0.2	0.0
Logs, bolts, timber, pulpwood and wood chips.....	08	5		-	-	-	-	-	-	-	-
Logs, bolts, timber, pulpwood and wood chips.....	08	51		-	-	-	-	-	-	-	-
Logs, bolts, timber, pulpwood and wood chips.....	08	5105	12/11	-	-	-	-	-	-	-	-
Prefabricated wood buildings & components.....	08	6	12/84	386.474	387.501	388.980	395.605	396.242	0.4	1.7	0.2
Prefabricated wood buildings & components.....	08	61	12/84	386.474	387.501	388.980	395.605	396.242	0.4	1.7	0.2
Prefabricated wood buildings and components.....	08	6101	12/84	386.474	387.501	388.980	395.605	396.242	0.4	1.7	0.2
Treated wood and contract wood preserving.....	08	7	06/85	-	-	-	-	-	-	-	-
Treated wood and contract wood preserving.....	08	71	06/85	-	-	-	-	-	-	-	-
Treated wood.....	08	7101	06/85	-	-	-	-	-	-	-	-
Contract wood preservation.....	08	7102	06/85	-	-	-	-	-	-	-	-
Pulp, paper, and prod., ex. bldg. paper.....	09	1		-	-	-	-	-	-	-	-
Wood pulp.....	09	11		-	-	-	-	-	-	-	-
Wood pulp.....	09	1105	06/06	-	-	-	-	-	-	-	-
Recyclable paper.....	09	12		-	-	-	-	-	-	-	-
News and other low grade recyclable paper.....	09	1201		-	-	-	-	-	-	-	-
Corrugated recyclable paper.....	09	1203		-	-	-	-	-	-	-	-
High grade recyclable paper (including pulp substitutes and deinking).....	09	1207	12/86	-	-	-	-	-	-	-	-
Paper.....	09	13		-	-	-	-	-	-	-	-
Writing and printing papers.....	09	1301		-	-	-	-	-	-	-	-
Newsprint.....				-	-	-	-	-	-	-	-
Packaging and industrial converting paper.....	09	1303		-	-	-	-	-	-	-	-
All other coated and processed papers.....			12/82	-	-	-	-	-	-	-	-
Paperboard.....	09	14		-	-	-	-	-	-	-	-
Corrugated paperboard in sheets and rolls, lined and unlined.....	09	1405		-	-	-	-	-	-	-	-
Paperboard, excluding corrugated paperboard in sheets and rolls.....	09	1411	12/82	-	-	-	-	-	-	-	-
Converted paper and paperboard products.....	09	15		-	-	-	-	-	-	-	-
Sanitary paper products, including stock.....	09	1501		-	-	-	-	-	-	-	-
Paper, plastic, and foil bags.....	09	1502		-	-	-	-	-	-	-	-
Paper boxes and containers.....	09	1503		-	-	-	-	-	-	-	-
Other corrugated and solid fiber products, including containers, pallets, pads, etc.....	09	1504		-	-	-	-	-	-	-	-
Office supplies and accessories.....	09	1506		-	-	-	-	-	-	-	-
Fiber cans, tubes, and similar fiber products.....	09	1507		-	-	-	-	-	-	-	-
Molded pulp goods, including egg cartons, florists pots, food trays, etc.....			06/85	-	-	-	-	-	-	-	-
Miscellaneous converted paper and paperboard products.....	09	1509	12/84	-	-	-	-	-	-	-	-

See footnotes at end of table.

Table 8. Producer price indexes and percentage changes for selected commodity and service groupings and individual items, seasonally adjusted — Continued
 [February 2025, Index base 1982=100, unless otherwise indicated]

Title	Commodity code		Other index base	Seasonally adjusted index ¹					Seasonally adjusted 1-month percent change ¹		
	Group code	Item code		Oct. 2024	Nov. 2024 ^P	Dec. 2024 ^P	Jan. 2025 ^P	Feb. 2025 ^P	Nov. to Dec. ^P	Dec. to Jan. ^P	Jan. to Feb. ^P
Pressure-sensitive products.....			12/82	-	-	-	-	-	-	-	-
Pressure-sensitive products.....			12/82	-	-	-	-	-	-	-	-
Building paper & building board mill prods.....	09	2		-	-	-	-	-	-	-	-
Hardboard, particleboard & fiberboard prods.....	09	22		-	-	-	-	-	-	-	-
Particleboard and fiberboard.....				-	-	-	-	-	-	-	-
Hardboard products.....			06/84	-	-	-	-	-	-	-	-
Publications, printed matter and printing material.....			06/09	-	-	-	-	-	-	-	-
Books printing.....	09	44	12/83	-	-	-	-	-	-	-	-
Books printing.....	09	4401	12/83	-	-	-	-	-	-	-	-
Manifold business forms printing.....			12/83	-	-	-	-	-	-	-	-
Manifold business forms printing.....			12/83	-	-	-	-	-	-	-	-
Commercial printing.....	09	47	06/82	-	-	-	-	-	-	-	-
Magazine and periodical printing.....	09	4701	06/82	-	-	-	-	-	-	-	-
Label and wrapper printing for packaging.....			06/82	-	-	-	-	-	-	-	-
Catalog and directory printing.....	09	4703	06/82	-	-	-	-	-	-	-	-
Advertising printing.....	09	4705	06/82	-	-	-	-	-	-	-	-
Other general job printing.....	09	4706	06/82	-	-	-	-	-	-	-	-
Other commercial printing, incl. screen, engraving, digital, & general job exc. labels/wrappers.....			12/88	-	-	-	-	-	-	-	-
Blankbooks, binders, and bookbinding work.....	09	48	06/85	-	-	-	-	-	-	-	-
Tradebinding and related work.....	09	4802	12/85	-	-	-	-	-	-	-	-
Services for the printing trade.....	09	49	06/85	-	-	-	-	-	-	-	-
Prepress services, including platemaking.....	09	4905	12/03	-	-	-	-	-	-	-	-
Iron and steel.....	10	1		302.266	304.232	292.655	287.856	300.511	-3.8	-1.6	4.4
Iron ores.....	10	11		-	-	-	-	-	-	-	-
Iron ores.....	10	1105	12/97	-	-	-	-	-	-	-	-
Iron and steel scrap.....	10	12		576.845	575.664	524.800	515.961	560.467	-8.8	-1.7	8.6
Carbon steel scrap.....	10	1211	12/86	534.523	534.019	485.018	478.440	523.942	-9.2	-1.4	9.5
Stainless and other alloy steel scrap.....	10	1212	12/86	-	-	-	-	-	-	-	-
Cast iron scrap.....	10	1213	12/86	278.772	280.319	263.766	268.257	276.119	-5.9	1.7	2.9
Foundry and forge shop products.....	10	15		-	-	-	-	-	-	-	-
Pressure and soil pipe and fittings, cast iron.....	10	1502		-	-	-	-	-	-	-	-
Other gray and ductile iron castings.....	10	1504		-	-	-	-	-	-	-	-
Standard and pearlitic malleable iron castings.....	10	1505		-	-	-	-	-	-	-	-
Steel investment castings.....	10	1506		-	-	-	-	-	-	-	-
Carbon steel castings, except investment.....	10	1507		-	-	-	-	-	-	-	-
High alloy steel castings, excluding investment.....	10	1508		-	-	-	-	-	-	-	-
Other alloy steel castings, except investment.....	10	1509		-	-	-	-	-	-	-	-
Other forge shop products.....	10	1513	06/82	-	-	-	-	-	-	-	-
Steel mill products.....	10	17		-	-	-	-	-	-	-	-
Semifinished steel mill products.....	10	1702	06/82	364.253	365.702	358.537	345.715	344.487	-2.0	-3.6	-0.4
Hot rolled steel bars, plates, and structural shapes.....	10	1704	06/82	268.958	267.350	268.847	264.628	252.871	0.6	-1.6	-4.4
Steel wire.....	10	1705	06/82	-	-	-	-	-	-	-	-
Steel pipe and tube.....	10	1706	06/82	-	-	-	-	-	-	-	-
Cold rolled steel sheet and strip.....	10	1707	06/82	-	-	-	-	-	-	-	-
Cold finished steel bars and bar shapes.....	10	1708	06/82	-	-	-	-	-	-	-	-
Electrometallurgical ferroalloy products.....	10	1712	12/17	115.968	117.105	118.154	117.760	116.061	0.9	-0.3	-1.4
Nonferrous metals.....	10	2		354.786	353.250	351.420	356.307	363.157	-0.5	1.4	1.9
Nonferrous metal ores.....			12/83	-	-	-	-	-	-	-	-
Primary nonferrous metals.....	10	22		-	-	-	-	-	-	-	-
Primary nonferrous metals.....				-	-	-	-	-	-	-	-
Nonferrous scrap.....	10	23		497.026	493.486	496.432	496.222	502.775	0.6	0.0	1.3
Copper base scrap.....	10	2301		-	-	-	-	-	-	-	-
Aluminum base scrap.....	10	2302		315.598	324.175	321.139	322.255	315.934	-0.9	0.3	-2.0
Other nonferrous scrap (including lead, zinc and precious metals).....	10	2303		-	-	-	-	-	-	-	-
Secondary nonferrous metals.....	10	24		-	-	-	-	-	-	-	-
Secondary aluminum.....	10	2402		277.287	281.365	279.956	275.795	271.740	-0.5	-1.5	-1.5
Secondary copper, alloyed and unalloyed.....	10	2403		-	-	-	-	-	-	-	-
Secondary precious metals.....				-	-	-	-	-	-	-	-
All other miscellaneous secondary nonferrous metals, including lead and zinc.....			06/11	-	-	-	-	-	-	-	-
Nonferrous mill shapes.....	10	25		-	-	-	-	-	-	-	-
Aluminum mill shapes.....				-	-	-	-	-	-	-	-
Copper and brass mill shapes.....	10	2502		-	-	-	-	-	-	-	-
Nickel and nickel-base alloy mill shapes.....	10	2504		-	-	-	-	-	-	-	-
Titanium and titanium-base alloy mill shapes.....				-	-	-	-	-	-	-	-
Other nonferrous mill shapes.....				-	-	-	-	-	-	-	-

See footnotes at end of table.

Table 8. Producer price indexes and percentage changes for selected commodity and service groupings and individual items, seasonally adjusted — Continued
 [February 2025, Index base 1982=100, unless otherwise indicated]

Title	Commodity code		Other index base	Seasonally adjusted index ¹					Seasonally adjusted 1-month percent change ¹		
	Group code	Item code		Oct. 2024	Nov. 2024 ^P	Dec. 2024 ^P	Jan. 2025 ^P	Feb. 2025 ^P	Nov. to Dec. ^P	Dec. to Jan. ^P	Jan. to Feb. ^P
Nonferrous wire and cable.....	10	26		-	-	-	-	-	-	-	-
Nonferrous wire and cable.....			12/82	-	-	-	-	-	-	-	-
Nonferrous forge shop products.....	10	27		-	-	-	-	-	-	-	-
Nonferrous forge shop products.....			12/83	-	-	-	-	-	-	-	-
Nonferrous foundry shop products.....	10	28		-	-	-	-	-	-	-	-
Aluminum castings.....	10	2802		242.735	243.164	242.558	244.975	244.184	-0.2	1.0	-0.3
Castings, nonferrous (except aluminum).....			12/11	-	-	-	-	-	-	-	-
Metal containers.....	10	3		-	-	-	-	-	-	-	-
Metal cans and can components.....	10	31		-	-	-	-	-	-	-	-
Steel cans and tinware end products.....			3102	-	-	-	-	-	-	-	-
Aluminum cans and can components.....	10	3103		-	-	-	-	-	-	-	-
Barrels, drums, pails and other metal containers.....	10	32		-	-	-	-	-	-	-	-
Barrels, drums, pails and other metal containers.....			3201	-	-	-	-	-	-	-	-
Hardware.....	10	4		-	-	-	-	-	-	-	-
Hardware, n.e.c.....	10	41		-	-	-	-	-	-	-	-
Builders' hardware.....			4101	-	-	-	-	-	-	-	-
Transportation equipment hardware.....				-	-	-	-	-	-	-	-
Furniture hardware.....				-	-	-	-	-	-	-	-
Other miscellaneous hardware.....			06/85	-	-	-	-	-	-	-	-
Hand and edge tools.....	10	42		-	-	-	-	-	-	-	-
Hand and edge tools.....			4201	-	-	-	-	-	-	-	-
Plumbing fixtures and fittings.....	10	5		342.052	342.350	340.312	344.523	344.402	-0.6	1.2	0.0
Plumbing fixture fittings and trim.....			54	404.499	404.911	405.515	408.654	407.086	0.1	0.8	-0.4
Plumbing fixtures, fittings, and trim.....			5402	404.334	404.741	405.345	408.479	406.920	0.1	0.8	-0.4
Heating equipment.....	10	6		-	-	-	-	-	-	-	-
Steam and hot water equipment.....	10	61		-	-	-	-	-	-	-	-
Steam and hot water equipment.....			6101	-	-	-	-	-	-	-	-
Furnaces and heaters, including parts.....	10	62		-	-	-	-	-	-	-	-
Furnaces and heaters, including parts.....			6201	-	-	-	-	-	-	-	-
Other heating equipment, non-electric, including parts.....	10	63		-	-	-	-	-	-	-	-
Other heating equipment, non-electric, including parts.....			6301	-	-	-	-	-	-	-	-
Domestic heating stoves.....	10	64		-	-	-	-	-	-	-	-
Domestic heating stoves.....			6401	-	-	-	-	-	-	-	-
Domestic water heaters.....	10	66		-	-	-	-	-	-	-	-
Domestic water heaters.....			6601	-	-	-	-	-	-	-	-
Fabricated structural metal products.....	10	7		365.560	365.921	365.422	366.980	368.873	-0.1	0.4	0.5
Metal doors, sash, and trim.....			71	-	-	-	-	-	-	-	-
Metal doors and frames (except storm).....			7102	-	-	-	-	-	-	-	-
Metal windows (except storm sash).....				-	-	-	-	-	-	-	-
Metal molding and trim and store fronts.....				-	-	-	-	-	-	-	-
Metal combination screen, storm sash, and storm doors.....				-	-	-	-	-	-	-	-
Metal window and door screens (except combination screens) and metal weather strip.....				-	-	-	-	-	-	-	-
Metal tanks.....	10	72		-	-	-	-	-	-	-	-
Metal tanks.....			7201	-	-	-	-	-	-	-	-
Sheet metal products.....	10	73		-	-	-	-	-	-	-	-
Sheet metal products.....			7301	-	-	-	-	-	-	-	-
Structural, architectural, and pre-engineered metal products.....	10	74		343.301	344.354	342.158	343.395	345.821	-0.6	0.4	0.7
Fabricated structural metal.....			7405	333.811	333.373	332.423	332.437	334.827	-0.3	0.0	0.7
Custom roll form products.....			7407	-	-	-	-	-	-	-	-
Ornamental and architectural metal work.....				-	-	-	-	-	-	-	-
Fabricated metal pipe, tube, and fittings.....				-	-	-	-	-	-	-	-
Heat exchangers and steam condensers.....	10	75		465.310	468.029	470.801	473.407	474.606	0.6	0.6	0.3
Heat exchangers and steam condensers.....			7501	464.938	467.651	470.425	473.044	474.228	0.6	0.6	0.3
Fabricated steel plate.....	10	76		-	-	-	-	-	-	-	-
Fabricated steel plate.....			7601	-	-	-	-	-	-	-	-
Prefabricated metal buildings.....	10	79		542.948	545.877	550.958	550.101	550.350	0.9	-0.2	0.0
Prefabricated metal building systems (excl. farm service bldgs, residential bldgs, and parts).....			7901	582.884	586.255	590.169	590.709	589.369	0.7	0.1	-0.2
Farm service buildings and other prefabricated and portable buildings, steel and aluminum.....	10	7902		-	-	-	-	-	-	-	-
Panels, parts, and sections for prefabricated buildings, steel and aluminum.....				-	-	-	-	-	-	-	-
Miscellaneous metal products.....	10	8		-	-	-	-	-	-	-	-
Bolts, nuts, screws, rivets, and washers.....	10	81		-	-	-	-	-	-	-	-
Externally threaded fasteners, except aircraft types.....			06/82	-	-	-	-	-	-	-	-
Internally threaded fasteners, except aircraft types.....			06/82	-	-	-	-	-	-	-	-

See footnotes at end of table.

Table 8. Producer price indexes and percentage changes for selected commodity and service groupings and individual items, seasonally adjusted — Continued
 [February 2025, Index base 1982=100, unless otherwise indicated]

Title	Commodity code		Other index base	Seasonally adjusted index ¹					Seasonally adjusted 1-month percent change ¹		
	Group code	Item code		Oct. 2024	Nov. 2024 ^P	Dec. 2024 ^P	Jan. 2025 ^P	Feb. 2025 ^P	Nov. to Dec. ^P	Dec. to Jan. ^P	Jan. to Feb. ^P
Nonthreaded metal fasteners, except aircraft types.....			06/82	-	-	-	-	-	-	-	-
Aircraft fasteners, except plastics (including aerospace).....			06/82	-	-	-	-	-	-	-	-
Formed products, except fasteners, made by cold-, warm-, or hot-heading processes.....			06/82	-	-	-	-	-	-	-	-
Lighting fixtures.....	10	83		-	-	-	-	-	-	-	-
Residential electric lighting fixtures, except portable.....				-	-	-	-	-	-	-	-
Commercial, institutional and industrial electric lighting fixtures.....	10	8303		-	-	-	-	-	-	-	-
Other lighting equipment.....	10	8305		-	-	-	-	-	-	-	-
Ammunition, except for small arms.....			12/85	-	-	-	-	-	-	-	-
Ammunition, except for small arms.....			12/85	-	-	-	-	-	-	-	-
Ordnance and ordnance accessories, n.e.c.....			12/85	-	-	-	-	-	-	-	-
Ordnance and ordnance accessories, n.e.c.....			12/85	-	-	-	-	-	-	-	-
Fabricated ferrous wire products.....	10	88	06/82	346.134	347.781	350.081	349.953	348.275	0.7	0.0	-0.5
Ferrous wire rope, cable, forms and strand.....			06/82	-	-	-	-	-	-	-	-
Ferrous wire cloth, other woven wire products.....	10	8807	06/82	-	-	-	-	-	-	-	-
Other fabricated ferrous wire products.....	10	8809	06/82	354.024	356.148	358.971	358.475	358.117	0.8	-0.1	-0.1
Steel nails, staples, tacks, spikes and brads.....			06/09	-	-	-	-	-	-	-	-
Other miscellaneous metal products.....	10	89		-	-	-	-	-	-	-	-
Wire springs.....				-	-	-	-	-	-	-	-
Other metal products.....	10	8905		-	-	-	-	-	-	-	-
Metal stampings n.e.c.....			06/84	-	-	-	-	-	-	-	-
Metal foil and leaf.....			12/84	-	-	-	-	-	-	-	-
Heavy gauge springs.....	10	8909	06/04	-	-	-	-	-	-	-	-
Agricultural machinery and equipment.....	11	1		-	-	-	-	-	-	-	-
Agricultural machinery and equipment.....	11	14	12/02	-	-	-	-	-	-	-	-
Commercial turf and grounds care equipment, including parts and attachments.....	11	1401	12/02	-	-	-	-	-	-	-	-
Farm plows, harrows, rollers, pulverizers, etc., and attachments.....			12/02	-	-	-	-	-	-	-	-
Farm dairy equipment, sprayers and dusters, farm blowers, and attachments.....			12/02	-	-	-	-	-	-	-	-
Planting, seeding, and fertilizing machinery and attachments.....	11	1405	12/02	-	-	-	-	-	-	-	-
Harvesting machinery (except hay and straw) and attachments.....	11	1406	12/82	-	-	-	-	-	-	-	-
Haying machinery and attachments.....	11	1407	12/82	-	-	-	-	-	-	-	-
All other farm machinery and equipment, excluding parts, including attachments.....			12/02	-	-	-	-	-	-	-	-
Parts for farm machinery, for sale separately.....			12/02	-	-	-	-	-	-	-	-
Construction machinery and equipment.....	11	2		-	-	-	-	-	-	-	-
Tractors and attachments, ex. parts.....			12/99	-	-	-	-	-	-	-	-
Construction machinery for mounting (excluding parts, winches, snow clearing attachments).....			12/99	-	-	-	-	-	-	-	-
Tractor shovel loaders (skid steer, wheel, crawler, and integral design backhoes).....	11	2A04		-	-	-	-	-	-	-	-
Construction wheel and crawler tractors, dozers, self-propelled log skidders, etc.....			12/03	-	-	-	-	-	-	-	-
Power cranes, draglines, & shovels (excavators) (incl. surface mining equipment) (excl. parts).....	11	2B	12/99	-	-	-	-	-	-	-	-
Power cranes, draglines, & shovels (excavators) (incl. surface mining equip.) (excluding parts).....	11	2B05	12/99	-	-	-	-	-	-	-	-
Mixers, pavers, and related equipment (excluding parts).....	11	2C		-	-	-	-	-	-	-	-
Mixers, pavers, and related equipment (excluding parts).....	11	2C01		-	-	-	-	-	-	-	-
Off-highway, equipment, ex. parts.....			12/99	-	-	-	-	-	-	-	-
Graders, rollers & compactors, rough-terrain forklifts, scrapers, trenchers, etc. (excl. parts).....			12/03	-	-	-	-	-	-	-	-
Misc. construction machinery and equipment.....	11	2J	12/05	-	-	-	-	-	-	-	-
Winches, aerial work platforms, and automotive wrecker hoists, including parts and attachments.....			12/05	-	-	-	-	-	-	-	-
Other construction machinery and equipment (excluding parts).....	11	2J03	12/03	-	-	-	-	-	-	-	-
Parts for construction machinery and equipment, sold separately.....			12/99	-	-	-	-	-	-	-	-
Parts for construction machinery and equipment, sold separately.....			12/99	-	-	-	-	-	-	-	-
Metalworking machinery and equipment.....	11	3		252.407	252.717	253.268	253.709	253.777	0.2	0.2	0.0
Power-driven handtools, including parts and attachments.....	11	32		-	-	-	-	-	-	-	-
Power-driven handtools, including parts and attachments.....	11	3211	12/04	-	-	-	-	-	-	-	-
Welding machines and equipment.....	11	33		-	-	-	-	-	-	-	-
Arc welding machines, components, and accessories, excluding electrodes and stud welding equip.....	11	3301		-	-	-	-	-	-	-	-
Resistance welders, components, accessories, and electrodes.....				-	-	-	-	-	-	-	-
Gas welding and cutting equipment, parts, attachments, and accessories.....	11	3304		-	-	-	-	-	-	-	-
Other welding equipment, components, and accessories (excluding arc, resistance, and gas).....			12/00	-	-	-	-	-	-	-	-
Industrial process furnaces and ovens.....	11	34		-	-	-	-	-	-	-	-
Industrial process furnaces and ovens, except parts and attachments.....	11	3407	12/04	176.998	177.166	179.212	179.200	179.274	1.2	0.0	0.0

See footnotes at end of table.

Table 8. Producer price indexes and percentage changes for selected commodity and service groupings and individual items, seasonally adjusted — Continued
 [February 2025, Index base 1982=100, unless otherwise indicated]

Title	Commodity code		Other index base	Seasonally adjusted index ¹					Seasonally adjusted 1-month percent change ¹		
	Group code	Item code		Oct. 2024	Nov. 2024 ^P	Dec. 2024 ^P	Jan. 2025 ^P	Feb. 2025 ^P	Nov. to Dec. ^P	Dec. to Jan. ^P	Jan. to Feb. ^P
Parts and attachments for industrial process furnaces and ovens.			06/11	-	-	-	-	-	-	-	-
Cutting tools and accessories.	11	35		-	-	-	-	-	-	-	-
Small cutting tools.	11	3501		-	-	-	-	-	-	-	-
Other machine tool attachments and accessories.	11	3505	06/83	-	-	-	-	-	-	-	-
Abrasive products.	11	36		279.048	280.277	279.966	280.890	282.999	-0.1	0.3	0.8
Nonmetallic sized grains, powders, and flour abrasives (incl. graded only). ...				-	-	-	-	-	-	-	-
Nonmetallic abrasive products (including diamond abrasives).	11	3603		275.695	275.764	273.932	279.201	278.441	-0.7	1.9	-0.3
Nonmetallic coated abrasive products and buffing wheels, polishing wheels, and laps.	11	3605		-	-	-	-	-	-	-	-
Metal cutting machine tools.	11	37		-	-	-	-	-	-	-	-
Other metal-cutting machine tools.			12/09	-	-	-	-	-	-	-	-
Metal machining centers.			12/09	-	-	-	-	-	-	-	-
Rebuilt metal-cutting machine tools and parts for metal-cutting machine tools.			12/02	-	-	-	-	-	-	-	-
Metal forming machine tools.	11	38		-	-	-	-	-	-	-	-
Metal-forming machine tools (except rebuilt and parts).	11	3826	12/09	-	-	-	-	-	-	-	-
Rebuilt metal-forming machine tools and parts for metal-forming machine tools.			12/02	-	-	-	-	-	-	-	-
Tools, dies, jigs, fixtures & ind. molds.				-	-	-	-	-	-	-	-
Special tools, dies, jigs, and fixtures.				-	-	-	-	-	-	-	-
Industrial molds and mold boxes.				-	-	-	-	-	-	-	-
Metalworking machinery n. e. c.			06/83	-	-	-	-	-	-	-	-
Rolling mill and other metalworking machinery, including assembly machines.			09/23	-	-	-	-	-	-	-	-
General purpose machinery and equipment.	11	4		343.105	344.314	345.669	344.749	346.324	0.4	-0.3	0.5
Pumps, compressors, and equipment.	11	41		-	-	-	-	-	-	-	-
Industrial pumps, except hydraulic fluid power pumps.	11	4102		396.001	398.700	400.670	402.192	404.107	0.5	0.4	0.5
Parts and attachments for air and gas compressors and vacuum pumps.	11	4107	06/84	-	-	-	-	-	-	-	-
Domestic water systems.	11	4113	12/03	223.659	224.417	225.413	223.679	223.635	0.4	-0.8	0.0
Air and gas compressors and vacuum pumps.	11	4115	06/05	-	-	-	-	-	-	-	-
Other pumps, including parts and attachments.	11	4119	12/83	-	-	-	-	-	-	-	-
Elevators, escalators, and other lifts.	11	42		-	-	-	-	-	-	-	-
Elevators and moving stairways.				-	-	-	-	-	-	-	-
Parts and attachments for elevators and moving stairs (sold separately). ...	11	4202		-	-	-	-	-	-	-	-
Fluid power equipment.	11	43		-	-	-	-	-	-	-	-
Fluid power pumps and parts.	11	4301		-	-	-	-	-	-	-	-
Fluid power valves.	11	4302		-	-	-	-	-	-	-	-
Fluid power cylinders, actuators, accumulators, cushions, & parts.	11	4303		-	-	-	-	-	-	-	-
Fluid power hose and tube fittings.				-	-	-	-	-	-	-	-
Parts for fluid power valves.	11	4305	06/91	-	-	-	-	-	-	-	-
Industrial material handling equipment.	11	44		-	-	-	-	-	-	-	-
Conveying equipment, except parts and accessories.	11	4402		-	-	-	-	-	-	-	-
Industrial trucks, trailers, and stackers.	11	4403		-	-	-	-	-	-	-	-
Hoists, overhead cranes, and monorail systems.	11	4404		-	-	-	-	-	-	-	-
Parts and accessories for conveyors and conveying systems.			09/18	-	-	-	-	-	-	-	-
Mechanical power transmission equipment.	11	45		-	-	-	-	-	-	-	-
Speed changers, drives, gears.	11	4501		-	-	-	-	-	-	-	-
Other power transmission equipment.	11	4502	12/84	-	-	-	-	-	-	-	-
Scales and balances.	11	46		-	-	-	-	-	-	-	-
Vehicle and industrial scales.	11	4611	12/91	-	-	-	-	-	-	-	-
Retail, commercial, household, and mailing scales and balances.	11	4612	12/91	-	-	-	-	-	-	-	-
Parts, attachments, and accessories for scales and balances.	11	4613	12/91	-	-	-	-	-	-	-	-
Air purification equipment and industrial and commercial fans and blowers. ...	11	47		-	-	-	-	-	-	-	-
Fan, blower, air purification equipment.	11	4701		-	-	-	-	-	-	-	-
Air conditioning and refrigeration equip.	11	48		299.787	299.645	300.071	297.794	301.095	0.1	-0.8	1.1
Unitary air-conditioners, except air source heat pumps.	11	4802		279.293	276.377	277.426	272.795	284.709	0.4	-1.7	4.4
Commercial refrigeration equipment.	11	4803		-	-	-	-	-	-	-	-
All other miscellaneous refrigeration and air-conditioning equipment.	11	4806		-	-	-	-	-	-	-	-
Heat transfer equipment, including heat pumps.	11	4807	12/11	174.445	174.454	174.061	173.626	173.781	-0.2	-0.2	0.1
Parts and accessories for air conditioning and heat transfer equipment. ...	11	4809	12/89	268.402	268.918	269.878	267.979	267.625	0.4	-0.7	-0.1
Refrigeration condensing units.			01/19	-	-	-	-	-	-	-	-
Miscellaneous general purpose equipment.	11	49		375.752	377.037	379.293	381.273	382.847	0.6	0.5	0.4
Metal valves, except fluid power.	11	4902	12/82	446.540	447.131	449.871	453.213	457.316	0.6	0.7	0.9
Metal pipe fittings, flanges, and unions.			12/82	-	-	-	-	-	-	-	-
Ball and roller bearings.	11	4905		-	-	-	-	-	-	-	-
Industrial patterns.	11	4907	12/84	-	-	-	-	-	-	-	-
Filters and strainers.	11	4908	12/84	-	-	-	-	-	-	-	-
Other miscellaneous general purpose equipment.	11	4911	12/84	266.668	267.825	268.498	270.702	271.801	0.3	0.8	0.4
Electronic computers and computer equipment.			02/23	-	-	-	-	-	-	-	-

See footnotes at end of table.

Table 8. Producer price indexes and percentage changes for selected commodity and service groupings and individual items, seasonally adjusted — Continued
 [February 2025, Index base 1982=100, unless otherwise indicated]

Title	Commodity code		Other index base	Seasonally adjusted index ¹					Seasonally adjusted 1-month percent change ¹		
	Group code	Item code		Oct. 2024	Nov. 2024 ^P	Dec. 2024 ^P	Jan. 2025 ^P	Feb. 2025 ^P	Nov. to Dec. ^P	Dec. to Jan. ^P	Jan. to Feb. ^P
Electronic computers.....			02/23	-	-	-	-	-	-	-	-
Electronic computers.....			02/23	-	-	-	-	-	-	-	-
Computer storage devices.....			12/04	-	-	-	-	-	-	-	-
Computer storage devices (except parts, attachments and accessories).....			12/04	-	-	-	-	-	-	-	-
Computer peripheral equipment and parts.....			12/98	-	-	-	-	-	-	-	-
Parts, attachments, and accessories for computer terminals and peripherals.....			12/98	-	-	-	-	-	-	-	-
Computer terminals (including POS and funds-transfer devices) and other computer peripherals.....			06/99	-	-	-	-	-	-	-	-
Special industry machinery and equipment.....	11	6		286.988	286.997	287.226	287.584	287.632	0.1	0.1	0.0
Food products machinery.....	11	61		-	-	-	-	-	-	-	-
Dairy and milk products plant machinery and equipment.....				-	-	-	-	-	-	-	-
Commercial food products machinery (except packaging and cooking equipment).....	11	6104		-	-	-	-	-	-	-	-
Industrial food products machinery for processing foods, beverages, & animal & fowl feed.....	11	6105	12/83	-	-	-	-	-	-	-	-
Textile machinery and equipment.....	11	62		-	-	-	-	-	-	-	-
Textile machinery (except parts, attachments, and accessories).....	11	6212	06/86	-	-	-	-	-	-	-	-
Textile machinery parts and attachments.....				-	-	-	-	-	-	-	-
Sawmill and woodworking machinery.....	11	63		-	-	-	-	-	-	-	-
Sawmill and woodworking machinery.....			12/04	-	-	-	-	-	-	-	-
Paper industries machinery.....	11	64	06/82	-	-	-	-	-	-	-	-
Paper industries machinery.....	11	6401	06/82	-	-	-	-	-	-	-	-
Printing trades machinery and equipment.....				-	-	-	-	-	-	-	-
Other printing machinery and equipment.....			12/82	-	-	-	-	-	-	-	-
Other special industry machinery.....	11	66		269.333	269.467	269.920	271.029	270.137	0.2	0.4	-0.3
Plastics and rubber working machinery.....				-	-	-	-	-	-	-	-
Miscellaneous special industry machinery.....	11	6606		264.611	264.763	265.278	266.271	265.259	0.2	0.4	-0.4
Packing, packaging, and bottling machinery and parts.....	11	67		-	-	-	-	-	-	-	-
Packing, packaging, and bottling machinery and parts.....			06/06	-	-	-	-	-	-	-	-
Service industry machinery and parts.....	11	68	06/82	-	-	-	-	-	-	-	-
Service industry machinery and parts.....	11	6801	06/82	-	-	-	-	-	-	-	-
Electrical machinery and equipment.....	11	7		138.114	138.793	139.075	139.368	139.359	0.2	0.2	0.0
Wiring devices.....	11	71		-	-	-	-	-	-	-	-
Current-carrying wiring devices.....	11	7101		-	-	-	-	-	-	-	-
Noncurrent-carrying wiring devices.....				-	-	-	-	-	-	-	-
Integrating and measuring instruments.....	11	72		-	-	-	-	-	-	-	-
Test equipment for electrical, radio, & communication circuits & motors.....			12/83	-	-	-	-	-	-	-	-
Motors, generators, motor generator sets.....	11	73		-	-	-	-	-	-	-	-
Fractional horsepower motors and generators.....	11	7303	06/83	-	-	-	-	-	-	-	-
Integral horsepower motors and generators (excluding land transportation types).....	11	7304	06/83	-	-	-	-	-	-	-	-
Parts and supplies for motors and generators.....			06/83	-	-	-	-	-	-	-	-
Other motors and generators.....	11	7311	06/06	-	-	-	-	-	-	-	-
Transformers and power regulators.....	11	74		-	-	-	-	-	-	-	-
Power and distribution transformers, except parts.....			12/99	-	-	-	-	-	-	-	-
Other transformers and parts for transformers.....			12/99	-	-	-	-	-	-	-	-
Switchgear, switchboard, industrial controls equipment.....	11	75		-	-	-	-	-	-	-	-
Industrial controls and related parts and accessories.....	11	7507		-	-	-	-	-	-	-	-
Switchgear and switchboard apparatus.....			06/05	-	-	-	-	-	-	-	-
Communications and related equipment and miscellaneous electronic systems & equipment.....	11	76	12/85	139.133	139.380	139.572	140.993	141.218	0.1	1.0	0.2
Telephone and wireline data networking equipment.....	11	7601	12/85	-	-	-	-	-	-	-	-
Other communications and related equipment, including broadcast and wireless.....	11	7603	06/13	-	-	-	-	-	-	-	-
Electronic systems and equipment, n.e.c.....			12/03	-	-	-	-	-	-	-	-
Search, detection, navigation & guidance systems and equipment.....	11	7606	06/04	172.731	173.260	173.348	176.705	177.030	0.1	1.9	0.2
Electric lamp bulbs, tubes, and components.....	11	77		-	-	-	-	-	-	-	-
Electric lamp bulbs, tubes, and components.....			12/04	-	-	-	-	-	-	-	-
Electronic components and accessories.....	11	78		68.510	69.507	69.609	69.181	68.861	0.1	-0.6	-0.5
Relays for electronic circuitry, industrial control overload, and switchgear type.....	11	7821		-	-	-	-	-	-	-	-
Switches, mechanical, for electronic circuitry.....	11	7822	06/82	-	-	-	-	-	-	-	-
Connectors for electronic circuitry.....	11	7824		-	-	-	-	-	-	-	-
Filters, crystals, and transducers.....			06/82	-	-	-	-	-	-	-	-
Integrated circuit packages, including microprocessors.....			06/05	-	-	-	-	-	-	-	-
Other semiconductor devices, incl. transistors, diodes, and semiconductor parts such as wafers.....	11	7847	06/05	79.419	79.323	79.449	79.446	79.548	0.2	0.0	0.1
Bare printed circuit boards.....			12/00	-	-	-	-	-	-	-	-
Electronic coils, transformers, and other inductors.....	11	7853	06/82	-	-	-	-	-	-	-	-

See footnotes at end of table.

Table 8. Producer price indexes and percentage changes for selected commodity and service groupings and individual items, seasonally adjusted — Continued
 [February 2025, Index base 1982=100, unless otherwise indicated]

Title	Commodity code		Other index base	Seasonally adjusted index ¹					Seasonally adjusted 1-month percent change ¹		
	Group code	Item code		Oct. 2024	Nov. 2024 ^P	Dec. 2024 ^P	Jan. 2025 ^P	Feb. 2025 ^P	Nov. to Dec. ^P	Dec. to Jan. ^P	Jan. to Feb. ^P
Capacitors and resistors for electronic circuitry.			12/22	-	-	-	-	-	-	-	-
Microwave components, electron tubes, and other electronic components, n.e.c.	11	7856	06/00	182.330	182.619	183.552	184.339	185.585	0.5	0.4	0.7
Printed circuit assemblies, loaded boards, modules and consumer external modems.	11	7861	06/82	-	-	-	-	-	-	-	-
Miscellaneous electrical machinery and equipment.				-	-	-	-	-	-	-	-
Storage batteries.				-	-	-	-	-	-	-	-
Primary batteries.				-	-	-	-	-	-	-	-
Carbon and graphite products.	11	7903		-	-	-	-	-	-	-	-
X-ray and electromedical equipment.	11	7905		93.992	94.141	94.233	94.356	94.203	0.1	0.1	-0.2
Miscellaneous electrical industrial apparatus.			12/85	-	-	-	-	-	-	-	-
All other electrical equipment and components, except industrial.			12/06	-	-	-	-	-	-	-	-
Miscellaneous instruments.	11	8		258.328	259.716	264.490	265.141	266.174	1.8	0.2	0.4
Automatic environmental controls for monitoring residential, commercial, and appliance use.	11	81		-	-	-	-	-	-	-	-
Automatic environmental controls for monitoring residential, commercial, and appliance use.	11	8105	12/03	-	-	-	-	-	-	-	-
Industrial process control instruments.	11	82	06/83	304.848	308.027	309.246	310.820	312.071	0.4	0.5	0.4
Industrial process control instruments.	11	8201	06/83	304.848	308.027	309.246	310.820	312.071	0.4	0.5	0.4
Fluid meters and counting devices.	11	84	12/85	-	-	-	-	-	-	-	-
Fluid meters and counting devices.	11	8401	12/85	-	-	-	-	-	-	-	-
Engineering and scientific instruments.	11	85	12/85	302.682	303.987	327.933	324.886	326.630	7.9	-0.9	0.5
Aeronautical, nautical, and navigational instruments.	11	8501	12/85	334.529	335.073	365.906	363.382	364.883	9.2	-0.7	0.4
Hospital beds and specialized hospital furniture.			12/11	-	-	-	-	-	-	-	-
Measuring instruments and lenses.	11	86	12/85	176.781	178.071	178.144	179.881	179.627	0.0	1.0	-0.1
Sighting, tracking, and fire-control equipment, optical type.	11	8601	12/85	-	-	-	-	-	-	-	-
All other miscellaneous optical instruments and lenses.	11	8602	12/85	-	-	-	-	-	-	-	-
Laboratory analytical instruments.	11	8603	12/85	189.058	189.789	190.089	191.290	190.619	0.2	0.6	-0.4
Measuring & controlling devices, n.e.c.	11	89	06/85	-	-	-	-	-	-	-	-
Aircraft engine instruments.			06/85	-	-	-	-	-	-	-	-
Nuclear radiation detection & monitoring instruments.	11	8904	06/85	-	-	-	-	-	-	-	-
Physical properties and kinematic testing equipment.			06/04	-	-	-	-	-	-	-	-
Commercial, geophysical, meteorological, surveying & all other measuring & controlling devices.			06/04	-	-	-	-	-	-	-	-
Miscellaneous machinery.	11	9		-	-	-	-	-	-	-	-
Oil field and gas field machinery.	11	91		-	-	-	-	-	-	-	-
Oil and gas field drilling, surveying, and cementing machinery (except parts sold separately).	11	9102		-	-	-	-	-	-	-	-
Oil field and gas field production machinery (except pumps and parts sold separately).				-	-	-	-	-	-	-	-
Parts and attachments for oil and gas field machinery and equipment.			12/10	-	-	-	-	-	-	-	-
Mining machinery and equipment.	11	92		-	-	-	-	-	-	-	-
Mining machinery and equipment (except parts sold separately).			09/19	-	-	-	-	-	-	-	-
Parts and attachments for mining machinery and equipment (sold separately).	11	9253		-	-	-	-	-	-	-	-
Internal combustion engines.	11	94		-	-	-	-	-	-	-	-
Diesel, semidiesel, and dual-fuel engines (except automotive).	11	9407	12/82	-	-	-	-	-	-	-	-
Diesel, semidiesel, and dual-fuel engines for automobiles, trucks, and buses.	11	9408	12/82	-	-	-	-	-	-	-	-
Parts & accessories for internal combustion engines, ex. aircraft & gasoline automotive engines.	11	9413		-	-	-	-	-	-	-	-
Machine shop products.	11	95		-	-	-	-	-	-	-	-
Machine shop products.			06/84	-	-	-	-	-	-	-	-
Turbines and turbine generator sets.			06/87	-	-	-	-	-	-	-	-
Turbines and turbine generator sets (excluding parts).			06/87	-	-	-	-	-	-	-	-
Parts & accessories for turbines, turbine generators, and turbine generator sets.			09/15	-	-	-	-	-	-	-	-
Parts & accessories for turbines, turbine generators, and turbine generator sets.			09/15	-	-	-	-	-	-	-	-
Household furniture.	12	1		-	-	-	-	-	-	-	-
Metal household furniture.	12	11		-	-	-	-	-	-	-	-
Metal household furniture.				-	-	-	-	-	-	-	-
Wood household furniture (nonupholstered).	12	12		-	-	-	-	-	-	-	-
Wood household furniture (nonupholstered).			12/22	-	-	-	-	-	-	-	-
Upholstered household furniture.	12	13		-	-	-	-	-	-	-	-
Upholstered household furniture.	12	1301		-	-	-	-	-	-	-	-
Bedding.	12	14		-	-	-	-	-	-	-	-
Bedding.				-	-	-	-	-	-	-	-
Metal porch, lawn, outdoor & casual furniture.	12	15		-	-	-	-	-	-	-	-
Porch and lawn furniture.	12	1501		-	-	-	-	-	-	-	-

See footnotes at end of table.

Table 8. Producer price indexes and percentage changes for selected commodity and service groupings and individual items, seasonally adjusted — Continued
 [February 2025, Index base 1982=100, unless otherwise indicated]

Title	Commodity code		Other index base	Seasonally adjusted index ¹					Seasonally adjusted 1-month percent change ¹		
	Group code	Item code		Oct. 2024	Nov. 2024 ^P	Dec. 2024 ^P	Jan. 2025 ^P	Feb. 2025 ^P	Nov. to Dec. ^P	Dec. to Jan. ^P	Jan. to Feb. ^P
Commercial furniture.....	12	2		-	-	-	-	-	-	-	-
Wood office furniture and store fixtures.....	12	21		-	-	-	-	-	-	-	-
Wood office furniture and store fixtures.....				-	-	-	-	-	-	-	-
Nonwood furniture and store fixtures.....	12	22		-	-	-	-	-	-	-	-
Nonwood commercial storage units, files, and tables.....				-	-	-	-	-	-	-	-
Nonwood commercial furniture.....				-	-	-	-	-	-	-	-
Nonwood partitions and fixtures.....			12/83	-	-	-	-	-	-	-	-
Public building furniture.....			12/84	-	-	-	-	-	-	-	-
Public building furniture.....			12/84	-	-	-	-	-	-	-	-
Commercial furniture and fixtures, n.e.c.....	12	24	12/85	-	-	-	-	-	-	-	-
Commercial furniture and fixtures, n.e.c.....	12	2401	12/85	-	-	-	-	-	-	-	-
Floor coverings.....	12	3		-	-	-	-	-	-	-	-
Carpets and rugs.....	12	31		-	-	-	-	-	-	-	-
Carpet and rugs.....				-	-	-	-	-	-	-	-
Resilient floor coverings.....	12	32		-	-	-	-	-	-	-	-
Resilient floor coverings.....	12	3201		-	-	-	-	-	-	-	-
Household appliances.....	12	4		-	-	-	-	-	-	-	-
Major appliances.....	12	41		-	-	-	-	-	-	-	-
Household cooking appliances.....				-	-	-	-	-	-	-	-
Household refrigeration equipment.....				-	-	-	-	-	-	-	-
Other major household appliances including room air-conditioners.....	12	4104		-	-	-	-	-	-	-	-
Household vacuum cleaners, including parts and attachments.....	12	43		-	-	-	-	-	-	-	-
Household vacuum cleaners and other floor care machines (including parts and attachments).....	12	4301		-	-	-	-	-	-	-	-
Electric housewares and fans.....	12	44		-	-	-	-	-	-	-	-
Parts and attachments for small electric household appliances, including fan parts.....			12/82	-	-	-	-	-	-	-	-
Small electric household appliances, including fans.....			05/21	-	-	-	-	-	-	-	-
Portable residential lighting fixtures, including parts and accessories.....	12	45		-	-	-	-	-	-	-	-
Portable residential lighting fixtures, including parts and accessories.....				-	-	-	-	-	-	-	-
Home electronic equipment.....	12	5		-	-	-	-	-	-	-	-
Speakers and commercial sound equipment.....	12	57	12/03	-	-	-	-	-	-	-	-
Speakers and commercial sound equipment.....	12	5707	12/03	-	-	-	-	-	-	-	-
Other home electronic equipment.....			06/04	-	-	-	-	-	-	-	-
Other home electronic equipment, including television receivers and automotive A/V equipment.....			01/17	-	-	-	-	-	-	-	-
Other household durable goods.....	12	6		-	-	-	-	-	-	-	-
Vitreous china, fine earthenware, and other pottery products.....	12	61		-	-	-	-	-	-	-	-
Vitreous china, porcelain, and earthenware table and kitchenware and other pottery products.....	12	6101		-	-	-	-	-	-	-	-
Mirrors (decorated and undecorated).....				-	-	-	-	-	-	-	-
Mirrors (decorated and undecorated), made from purchased glass.....				-	-	-	-	-	-	-	-
Lawn/garden equipment.....	12	66		-	-	-	-	-	-	-	-
Parts and attachments for consumer lawn, garden, and snow equipment....			12/82	-	-	-	-	-	-	-	-
Consumer lawn, garden, and snow equipment.....			05/18	-	-	-	-	-	-	-	-
Cutlery, flatware (except precious), razors and razor blades.....	12	67		-	-	-	-	-	-	-	-
Cutlery, flatware (except precious), razors and razor blades.....	12	6701		-	-	-	-	-	-	-	-
Metal kitchen utensil, pots, and pans.....				-	-	-	-	-	-	-	-
Metal kitchen utensil, pots, and pans.....				-	-	-	-	-	-	-	-
Window shades, blinds, and accessories.....	12	69	06/84	-	-	-	-	-	-	-	-
Window shades, blinds, and accessories.....	12	6901	06/84	-	-	-	-	-	-	-	-
Glass.....				-	-	-	-	-	-	-	-
Flat glass.....	13	11		-	-	-	-	-	-	-	-
Specialty glass.....	13	1107		-	-	-	-	-	-	-	-
Flat glass (float, sheet, and plate process).....			12/22	-	-	-	-	-	-	-	-
Other finished glassware.....	13	13	06/83	-	-	-	-	-	-	-	-
Pressed and blown glassware.....	13	1301	06/83	-	-	-	-	-	-	-	-
Concrete ingredients and related products.....	13	2		441.313	443.609	445.780	444.108	451.080	0.5	-0.4	1.6
Construction sand, gravel, and crushed stone.....	13	21		503.682	506.135	508.803	509.041	519.499	0.5	0.0	2.1
Construction sand, gravel and crushed stone.....	13	2101		503.682	506.135	508.803	509.041	519.499	0.5	0.0	2.1
Cement, hydraulic.....	13	22		355.694	357.861	359.250	353.820	354.686	0.4	-1.5	0.2
Cement, hydraulic.....	13	2201		355.694	357.861	359.250	353.820	354.686	0.4	-1.5	0.2
Concrete products.....	13	3		387.916	389.890	390.474	391.109	391.115	0.1	0.2	0.0
Concrete block and brick.....	13	31		385.690	386.812	386.988	389.669	387.953	0.0	0.7	-0.4
Structural concrete block.....	13	3111		-	-	-	-	-	-	-	-
Decorative concrete block.....	13	3121		338.486	340.182	341.499	340.968	340.781	0.4	-0.2	-0.1
Concrete brick.....				-	-	-	-	-	-	-	-

See footnotes at end of table.

Table 8. Producer price indexes and percentage changes for selected commodity and service groupings and individual items, seasonally adjusted — Continued
 [February 2025, Index base 1982=100, unless otherwise indicated]

Title	Commodity code		Other index base	Seasonally adjusted index ¹					Seasonally adjusted 1-month percent change ¹		
	Group code	Item code		Oct. 2024	Nov. 2024 ^P	Dec. 2024 ^P	Jan. 2025 ^P	Feb. 2025 ^P	Nov. to Dec. ^P	Dec. to Jan. ^P	Jan. to Feb. ^P
Concrete pavers.....	13	3141		320.463	321.574	321.136	325.513	323.886	-0.1	1.4	-0.5
Concrete pipe.....				-	-	-	-	-	-	-	-
Concrete pipe.....				-	-	-	-	-	-	-	-
Ready-mix concrete.....	13	33		387.077	389.019	389.405	389.782	388.623	0.1	0.1	-0.3
Ready-mix concrete.....	13	3301		387.077	389.019	389.405	389.782	388.623	0.1	0.1	-0.3
Precast concrete products.....	13	34		395.926	398.609	399.794	398.901	403.139	0.3	-0.2	1.1
Precast concrete products.....	13	3401		395.926	398.609	399.794	398.901	403.139	0.3	-0.2	1.1
Prestressed concrete products.....				-	-	-	-	-	-	-	-
Prestressed concrete products.....				-	-	-	-	-	-	-	-
Clay construction products ex. refractories.....	13	4		-	-	-	-	-	-	-	-
Brick and structural clay tile.....	13	42	12/84	-	-	-	-	-	-	-	-
Building or common brick.....	13	4201	12/84	-	-	-	-	-	-	-	-
Glazed brick and other brick (paving, floor, and sewer).....	13	4202	12/84	-	-	-	-	-	-	-	-
Clay floor and wall tile, glazed and unglazed.....	13	44		-	-	-	-	-	-	-	-
Clay floor and wall tile, glazed and unglazed (including quarry tile and ceramic mosaic tile).....				-	-	-	-	-	-	-	-
Structural clay products, n.e.c.....	13	45		-	-	-	-	-	-	-	-
Structural clay products, n.e.c.....	13	4501		-	-	-	-	-	-	-	-
Refractories.....	13	5		-	-	-	-	-	-	-	-
Clay refractories.....	13	52		-	-	-	-	-	-	-	-
Clay refractories.....	13	5201		-	-	-	-	-	-	-	-
Nonclay refractories.....	13	53		-	-	-	-	-	-	-	-
Nonclay refractories (excluding dead-burned magnesia).....	13	5301		-	-	-	-	-	-	-	-
Asphalt felts and coatings.....	13	6		-	-	-	-	-	-	-	-
Prepared asphalt and tar roofing and siding products.....	13	61		-	-	-	-	-	-	-	-
Prepared asphalt and tar roofing and siding products.....	13	6101		-	-	-	-	-	-	-	-
Roofing asphalts, pitches, coatings, and cement.....	13	62		-	-	-	-	-	-	-	-
Roofing asphalts, pitches, coatings, and cement.....	13	6201		-	-	-	-	-	-	-	-
Gypsum products.....	13	7		-	-	-	-	-	-	-	-
Gypsum products.....	13	71		-	-	-	-	-	-	-	-
Gypsum products.....	13	7101		-	-	-	-	-	-	-	-
Glass containers.....	13	8		296.687	297.422	298.257	292.307	292.259	0.3	-2.0	0.0
Glass containers.....	13	81		296.687	297.422	298.257	292.307	292.259	0.3	-2.0	0.0
Glass containers (including value of packaging).....	13	8101		296.687	297.422	298.257	292.307	292.259	0.3	-2.0	0.0
Other nonmetallic minerals.....	13	9		330.567	331.323	333.537	339.310	339.801	0.7	1.7	0.1
Insulation materials.....	13	92		-	-	-	-	-	-	-	-
Mineral wool for thermal and acoustical envelope insulation.....	13	9201		-	-	-	-	-	-	-	-
Mineral wool for industrial, equipment, and appliance insulation.....				-	-	-	-	-	-	-	-
Paving mixtures and blocks.....	13	94		405.912	407.515	412.342	431.283	431.785	1.2	4.6	0.1
Paving mixtures and blocks.....	13	9401		405.912	407.515	412.342	431.283	431.785	1.2	4.6	0.1
Cut stone and stone products.....			12/84	-	-	-	-	-	-	-	-
Cut stone and stone products.....			12/84	-	-	-	-	-	-	-	-
Gaskets, packing, and sealing devices.....	13	98	12/85	-	-	-	-	-	-	-	-
Gaskets and gasketing material.....	13	9801	12/85	-	-	-	-	-	-	-	-
Packing and sealing.....	13	9802	12/85	-	-	-	-	-	-	-	-
Nonmetallic minerals and products, n.e.c.....	13	99	06/82	-	-	-	-	-	-	-	-
Clay and stone mining and quarrying.....	13	9902	06/84	-	-	-	-	-	-	-	-
All other nonmetallic mineral products.....	13	9903	12/85	-	-	-	-	-	-	-	-
Motor vehicles and equipment.....	14	1		171.484	171.672	171.923	172.141	172.412	0.1	0.1	0.2
Motor vehicles.....	14	11		173.679	174.179	174.664	174.650	175.115	0.3	0.0	0.3
Passenger cars and chassis.....	14	1101		139.557	139.921	140.109	139.921	140.309	0.1	-0.1	0.3
Motorcycles, including three-wheel motorbikes, motorscooters, mopeds, and parts.....	14	1104		-	-	-	-	-	-	-	-
Trucks, truck tractors, & bus chassis 14,000 lb or less, incl. minivans & suvs.....	14	1105		202.906	203.588	204.270	204.302	204.856	0.3	0.0	0.3
Trucks, over 14,000 lbs GVW.....	14	1106		-	-	-	-	-	-	-	-
Motor vehicles parts.....	14	12		-	-	-	-	-	-	-	-
Motor vehicles parts.....			12/03	-	-	-	-	-	-	-	-
Truck and bus bodies.....	14	13	12/82	-	-	-	-	-	-	-	-
Truck and bus bodies sold separately.....	14	1301	12/82	-	-	-	-	-	-	-	-
Complete vehicles on purchased chassis.....			12/82	-	-	-	-	-	-	-	-
Truck trailers.....	14	14		-	-	-	-	-	-	-	-
Truck trailers.....	14	1406	12/86	-	-	-	-	-	-	-	-
Motor homes, built on purchased chassis.....	14	15	06/84	-	-	-	-	-	-	-	-
Motor homes, built on purchased chassis.....	14	1501	06/84	-	-	-	-	-	-	-	-
Travel trailers and campers.....	14	16	06/84	-	-	-	-	-	-	-	-
Travel trailers.....	14	1601	06/84	-	-	-	-	-	-	-	-

See footnotes at end of table.

Table 8. Producer price indexes and percentage changes for selected commodity and service groupings and individual items, seasonally adjusted — Continued
 [February 2025, Index base 1982=100, unless otherwise indicated]

Title	Commodity code		Other index base	Seasonally adjusted index ¹					Seasonally adjusted 1-month percent change ¹		
	Group code	Item code		Oct. 2024	Nov. 2024 ^P	Dec. 2024 ^P	Jan. 2025 ^P	Feb. 2025 ^P	Nov. to Dec. ^P	Dec. to Jan. ^P	Jan. to Feb. ^P
Camping trailers, campers, pick-up covers, and parts.....	14	1602	06/84	-	-	-	-	-	-	-	-
Aircraft and aircraft equipment.....	14	2		320.494	320.991	321.367	322.110	322.604	0.1	0.2	0.2
Aircraft.....	14	21		357.783	358.307	359.087	359.409	360.510	0.2	0.1	0.3
Civilian aircraft.....	14	2102	12/85	344.831	345.282	346.339	347.544	349.037	0.3	0.3	0.4
Aircraft engine and engine parts.....	14	23	12/85	262.770	263.042	263.063	263.686	263.253	0.0	0.2	-0.2
Aircraft engine and engine parts.....	14	2301	12/85	262.770	263.042	263.063	263.686	263.253	0.0	0.2	-0.2
Other aircraft parts and equipment.....	14	25	06/85	215.591	216.089	215.831	217.349	217.202	-0.1	0.7	-0.1
Other aircraft parts and equipment.....	14	2501	06/85	215.591	216.089	215.831	217.349	217.202	-0.1	0.7	-0.1
Ships and boats.....	14	3		313.831	315.030	315.405	315.502	316.462	0.1	0.0	0.3
Ships.....	14	31	12/85	-	-	-	-	-	-	-	-
Military self-propelled ships, new construction.....			06/96	-	-	-	-	-	-	-	-
Nonmilitary self-propelled ships, new construction.....			06/96	-	-	-	-	-	-	-	-
Boats.....	14	32		361.910	363.068	364.096	364.834	365.571	0.3	0.2	0.2
Outboard motorboats, including commercial and military (except sailboats and lifeboats).....	14	3201		412.640	414.016	415.315	416.983	418.134	0.3	0.4	0.3
Inboard motorboats, including commercial and military (except sailboats and lifeboats).....	14	3202		-	-	-	-	-	-	-	-
Inboard-outdrive boats, including commercial and military (except sailboats and lifeboats).....	14	3203		295.137	295.946	296.670	296.869	297.926	0.2	0.1	0.4
All other boats (excluding military and commercial).....				-	-	-	-	-	-	-	-
Railroad equipment.....	14	4		-	-	-	-	-	-	-	-
Railroad cars and locomotives.....			05/22	-	-	-	-	-	-	-	-
Railroad cars and locomotives.....			05/22	-	-	-	-	-	-	-	-
Railway maintenance of way equipment and parts.....			05/22	-	-	-	-	-	-	-	-
Railway maintenance of way equipment and parts.....				-	-	-	-	-	-	-	-
Transportation equipment, n.e.c.....			06/85	-	-	-	-	-	-	-	-
Transportation equipment, n.e.c.....			06/85	-	-	-	-	-	-	-	-
Other transportation equipment, incl. golf carts, vehicle trailers, and all-terrain vehicles.....			06/85	-	-	-	-	-	-	-	-
Toys, sporting goods, small arms, etc.....	15	1		-	-	-	-	-	-	-	-
Toys, games, and children's vehicles.....	15	11		-	-	-	-	-	-	-	-
Toys, games, and children's vehicles.....	15	1101		-	-	-	-	-	-	-	-
Sporting and athletic goods.....	15	12		-	-	-	-	-	-	-	-
Sporting and athletic goods.....	15	1201		-	-	-	-	-	-	-	-
Small arms and ammunition.....	15	13		322.377	322.724	322.759	323.631	323.820	0.0	0.3	0.1
Small arms.....	15	1301		-	-	-	-	-	-	-	-
Small arms ammunition.....	15	1302		451.568	452.192	452.786	457.317	458.843	0.1	1.0	0.3
Tobacco products, incl. stemmed & redried.....	15	2		-	-	-	-	-	-	-	-
Cigarettes, excluding electronic.....	15	21		-	-	-	-	-	-	-	-
Cigarettes, excluding electronic.....	15	2101		-	-	-	-	-	-	-	-
Stemmed and redried tobacco.....	15	24	06/84	-	-	-	-	-	-	-	-
Stemmed and redried tobacco.....			06/84	-	-	-	-	-	-	-	-
Other tobacco products.....	15	25	12/05	-	-	-	-	-	-	-	-
Other tobacco products.....	15	2501	12/05	-	-	-	-	-	-	-	-
Notions.....	15	3		-	-	-	-	-	-	-	-
Fasteners, zippers, buttons, needles, pins, and buckles.....	15	32		-	-	-	-	-	-	-	-
Fasteners, zippers, buttons, needles, pins, and buckles.....				-	-	-	-	-	-	-	-
Photographic equipment and supplies.....	15	4		-	-	-	-	-	-	-	-
Photographic supplies.....	15	42		-	-	-	-	-	-	-	-
Photographic supplies.....			12/83	-	-	-	-	-	-	-	-
Mobile homes.....	15	5		485.705	486.583	486.318	488.197	488.479	-0.1	0.4	0.1
Manufactured homes (mobile homes), all sizes (incl. multisection).....	15	53		498.214	499.109	498.838	500.745	501.060	-0.1	0.4	0.1
Manufactured mobile homes and nonresidential mobile buildings.....	15	5303	12/86	466.693	467.537	467.287	469.069	469.359	-0.1	0.4	0.1
Medical, surgical & personal aid devices.....	15	6		205.274	205.204	205.490	207.206	207.356	0.1	0.8	0.1
Surgical and medical instruments.....	15	62	06/82	155.772	155.792	155.993	157.140	157.368	0.1	0.7	0.1
Surgical and medical instruments.....	15	6201	06/82	155.772	155.792	155.993	157.140	157.368	0.1	0.7	0.1
Medical and surgical appliances and supplies.....	15	63	06/83	-	-	-	-	-	-	-	-
Medical and surgical appliances and supplies.....	15	6301	06/83	-	-	-	-	-	-	-	-
Ophthalmic goods.....	15	64	12/83	-	-	-	-	-	-	-	-
Ophthalmic goods.....	15	6401	12/83	-	-	-	-	-	-	-	-
Dental equipment and supplies.....	15	65	06/85	-	-	-	-	-	-	-	-
Dental equipment and supplies.....	15	6501	06/85	-	-	-	-	-	-	-	-
Other industrial safety equipment.....	15	7		-	-	-	-	-	-	-	-
Personal safety equipment and clothing.....	15	71		-	-	-	-	-	-	-	-
Personal safety equipment and clothing.....			06/04	-	-	-	-	-	-	-	-

See footnotes at end of table.

Table 8. Producer price indexes and percentage changes for selected commodity and service groupings and individual items, seasonally adjusted — Continued
 [February 2025, Index base 1982=100, unless otherwise indicated]

Title	Commodity code		Other index base	Seasonally adjusted index ¹					Seasonally adjusted 1-month percent change ¹		
	Group code	Item code		Oct. 2024	Nov. 2024 ^P	Dec. 2024 ^P	Jan. 2025 ^P	Feb. 2025 ^P	Nov. to Dec. ^P	Dec. to Jan. ^P	Jan. to Feb. ^P
Other miscellaneous products.....	15	9		267.411	267.307	268.277	269.100	270.377	0.4	0.3	0.5
Burial caskets.....	15	91		526.276	526.429	527.090	527.348	533.609	0.1	0.0	1.2
Burial caskets.....	15	9101		526.276	526.429	527.090	527.348	533.609	0.1	0.0	1.2
Musical instruments.....	15	93		-	-	-	-	-	-	-	-
Musical instruments.....	15	9301		-	-	-	-	-	-	-	-
Jewelry and jewelry products.....				-	-	-	-	-	-	-	-
Jewelry (gold and platinum) and silverware.....				-	-	-	-	-	-	-	-
Costume jewelry and novelties.....				-	-	-	-	-	-	-	-
All other jewelry and personal goods (excluding costume).....			06/07	-	-	-	-	-	-	-	-
Jewelers' material and lapidary work.....			12/08	-	-	-	-	-	-	-	-
Pens, pencils, and marking devices.....	15	95		-	-	-	-	-	-	-	-
Pens, markers, mechanical pencils, and associated parts.....	15	9502	12/85	-	-	-	-	-	-	-	-
Lead pencils, art goods, office supplies and small office equipment, excluding paper.....	15	9503	12/85	-	-	-	-	-	-	-	-
Marking devices.....			12/85	-	-	-	-	-	-	-	-
Brooms and brushes.....	15	97		-	-	-	-	-	-	-	-
Brooms, brushes and mops.....	15	9705	12/85	-	-	-	-	-	-	-	-
Miscellaneous products, n.e.c.....	15	9A	12/85	-	-	-	-	-	-	-	-
Candles.....			12/85	-	-	-	-	-	-	-	-
Signs and advertising displays.....			12/85	-	-	-	-	-	-	-	-
All other miscellaneous fabricated products and recyclable materials.....			12/85	-	-	-	-	-	-	-	-
Reproduction of audio and video media and software.....			12/03	-	-	-	-	-	-	-	-
Reproduction of audio and video media and software.....			12/03	-	-	-	-	-	-	-	-
Services²											
Transportation of freight and mail.....	30	1	06/09	166.992	167.043	168.860	170.176	170.087	1.1	0.8	-0.1
Rail transportation of freight and mail.....	30	11	12/08	-	-	-	-	-	-	-	-
Rail transportation of freight and mail.....	30	1101	12/08	-	-	-	-	-	-	-	-
Truck transportation of freight.....	30	12	06/09	-	-	-	-	-	-	-	-
Local motor carrying.....	30	1201	06/09	-	-	-	-	-	-	-	-
Long-distance motor carrying.....	30	1202	06/09	-	-	-	-	-	-	-	-
Water transportation of freight.....			06/09	-	-	-	-	-	-	-	-
Deep sea water transportation of freight.....			12/08	-	-	-	-	-	-	-	-
Coastal and intercoastal water transportation of freight.....			12/08	-	-	-	-	-	-	-	-
Great Lakes-St Lawrence Seaway water transportation of freight.....	30	1303	12/08	-	-	-	-	-	-	-	-
Inland waterways transportation of freight.....			12/08	-	-	-	-	-	-	-	-
Air transportation of freight.....			12/08	-	-	-	-	-	-	-	-
Air transportation of freight.....			12/08	-	-	-	-	-	-	-	-
Courier, messenger, and U.S. postal services.....	30	16	06/09	199.984	201.566	203.468	202.221	201.925	0.9	-0.6	-0.1
U.S. Postal Service.....	30	1601	06/89	-	-	-	-	-	-	-	-
Courier and messenger services, except air.....	30	1602	04/09	216.643	219.383	221.937	218.387	218.270	1.2	-1.6	-0.1
Air mail and package delivery services, excluding by USPS.....	30	1603	04/09	250.603	253.471	258.373	258.838	256.924	1.9	0.2	-0.7
Pipeline transportation.....			05/22	-	-	-	-	-	-	-	-
Pipeline transportation of petroleum products.....	30	1701	12/08	202.810	204.220	205.216	205.081	205.927	0.5	-0.1	0.4
Pipeline transportation of natural gas.....			05/22	-	-	-	-	-	-	-	-
Transportation of passengers (partial).....	30	2	06/09	145.513	144.814	151.955	152.035	152.090	4.9	0.1	0.0
Rail transportation of passengers.....	30	21	12/08	-	-	-	-	-	-	-	-
Rail transportation of passengers.....	30	2101	12/08	-	-	-	-	-	-	-	-
Airline passenger services.....	30	22	12/08	134.207	133.554	140.215	140.289	140.341	5.0	0.1	0.0
Airline passenger services.....	30	2201	12/08	134.207	133.554	140.215	140.289	140.341	5.0	0.1	0.0
Services related to water transportation.....	31	1	06/09	-	-	-	-	-	-	-	-
Towing, tugging, docking, and related services.....	31	11	03/09	-	-	-	-	-	-	-	-
Towing, tugging, docking and related services.....	31	1101	03/09	-	-	-	-	-	-	-	-
Operation of port waterfront terminals.....			12/08	-	-	-	-	-	-	-	-
Operation of port waterfront terminals.....			12/08	-	-	-	-	-	-	-	-
Marine cargo handling.....	31	13	12/08	137.921	137.847	137.834	137.742	138.091	0.0	-0.1	0.3
Marine cargo handling.....	31	1301	12/08	137.921	137.847	137.834	137.742	138.091	0.0	-0.1	0.3
Services related to air transportation.....	31	2	04/09	151.127	150.337	151.469	149.635	150.886	0.8	-1.2	0.8
Other airport operations, excluding aircraft maintenance and repair.....	31	21	04/09	151.127	150.337	151.469	149.635	150.886	0.8	-1.2	0.8
Other airport operations, excluding aircraft maintenance and repair.....	31	2101	04/09	151.127	150.337	151.469	149.635	150.886	0.8	-1.2	0.8
Other services related to transportation activities (partial).....			06/09	-	-	-	-	-	-	-	-
Arrangement of freight and cargo.....			12/08	-	-	-	-	-	-	-	-
Arrangement of freight and cargo.....			12/08	-	-	-	-	-	-	-	-
Freight forwarding.....			12/08	-	-	-	-	-	-	-	-
Freight forwarding.....			12/08	-	-	-	-	-	-	-	-
Warehousing, storage, and related services.....			12/08	-	-	-	-	-	-	-	-
Warehousing, storage, and related services.....			12/08	-	-	-	-	-	-	-	-

See footnotes at end of table.

Table 8. Producer price indexes and percentage changes for selected commodity and service groupings and individual items, seasonally adjusted — Continued
 [February 2025, Index base 1982=100, unless otherwise indicated]

Title	Commodity code		Other index base	Seasonally adjusted index ¹					Seasonally adjusted 1-month percent change ¹		
	Group code	Item code		Oct. 2024	Nov. 2024 ^P	Dec. 2024 ^P	Jan. 2025 ^P	Feb. 2025 ^P	Nov. to Dec. ^P	Dec. to Jan. ^P	Jan. to Feb. ^P
Warehousing, storage, and related services.....			12/08	-	-	-	-	-	-	-	-
Book, periodical, and newspaper publishing sales and subscriptions.....	33	1	06/09	162.192	162.755	161.948	165.728	165.593	-0.5	2.3	-0.1
Sales of books.....	33	11		526.650	529.658	526.566	531.004	528.697	-0.6	0.8	-0.4
Sales of textbooks.....	33	1101		-	-	-	-	-	-	-	-
Sales of technical, scientific, and professional books.....	33	1102		902.111	908.776	915.829	929.102	925.694	0.8	1.4	-0.4
Sales of religious books.....				-	-	-	-	-	-	-	-
Sales of general adult and juvenile books.....	33	1104		221.453	221.769	218.563	221.546	219.361	-1.4	1.4	-1.0
Sales of general reference books.....				-	-	-	-	-	-	-	-
Sales and subscriptions of periodicals and newspapers.....	33	12	06/09	155.611	155.826	155.182	160.971	161.359	-0.4	3.7	0.2
Sales and subscriptions of periodicals.....			06/07	-	-	-	-	-	-	-	-
Newspaper subscription and single copy sales.....	33	1202		639.909	641.375	636.933	677.073	679.366	-0.7	6.3	0.3
Greeting card publishing sales.....			12/85	-	-	-	-	-	-	-	-
Greeting card publishing sales.....			12/85	-	-	-	-	-	-	-	-
Greeting card publishing sales.....			12/85	-	-	-	-	-	-	-	-
Calendars, yearbooks, and other miscellaneous publishing sales.....			12/89	-	-	-	-	-	-	-	-
Calendars, yearbooks, and other miscellaneous publishing sales.....			12/89	-	-	-	-	-	-	-	-
Calendars, yearbooks, and other miscellaneous publishing sales.....			12/89	-	-	-	-	-	-	-	-
Directory, mailing list, and related compilations publishing sales.....			12/22	-	-	-	-	-	-	-	-
Directory, mailing list, and related compilations publishing sales.....			12/22	-	-	-	-	-	-	-	-
Directory, mailing list, and related compilations publishing sales.....			12/22	-	-	-	-	-	-	-	-
System software publishing.....			05/22	-	-	-	-	-	-	-	-
System software publishing.....			05/22	-	-	-	-	-	-	-	-
System software publishing.....			05/22	-	-	-	-	-	-	-	-
Application software publishing.....			06/09	-	-	-	-	-	-	-	-
Application software publishing.....			06/09	-	-	-	-	-	-	-	-
Desktop and portable device application software publishing.....			12/08	-	-	-	-	-	-	-	-
Application software publishing, cross-industry, vertical market, utilities, and other.....			12/08	-	-	-	-	-	-	-	-
Application software publishing, game software.....	34	2104	12/13	-	-	-	-	-	-	-	-
Affiliate agreements, programming sales, and retransmission fees for cable and broadcast tv.....	35	1	06/09	161.446	161.669	161.908	160.935	160.779	0.1	-0.6	-0.1
Affiliate agreements, programming sales, and retransmission fees for cable and broadcast tv.....	35	11	06/09	161.446	161.669	161.908	160.935	160.779	0.1	-0.6	-0.1
Affiliate agreements, programming sales, and retransmission fees for cable and broadcast tv.....	35	1101	12/08	164.441	164.670	164.913	163.919	163.759	0.1	-0.6	-0.1
Affiliate agreements, programming sales, and retransmission fees for radio.....			06/09	-	-	-	-	-	-	-	-
Affiliate agreements, programming sales, and retransmission fees for radio.....			06/09	-	-	-	-	-	-	-	-
Affiliate agreements, programming sales, and network compensation for radio.....			12/08	-	-	-	-	-	-	-	-
Advertising space sales in periodicals, newspapers, directories, and mailing lists.....	36	1	06/09	-	-	-	-	-	-	-	-
Advertising space sales in periodicals and newspapers.....	36	11	06/09	-	-	-	-	-	-	-	-
Advertising space sales in periodicals.....	36	1101		-	-	-	-	-	-	-	-
Advertising space sales in newspapers.....	36	1102		-	-	-	-	-	-	-	-
Advertising space sales in directories and mailing lists.....	36	12	12/08	-	-	-	-	-	-	-	-
Print advertising space sales in directories and mailing lists.....	36	1201	12/08	-	-	-	-	-	-	-	-
Television advertising time sales.....	36	2	06/09	87.039	75.696	71.851	70.760	65.389	-5.1	-1.5	-7.6
Television advertising time sales.....	36	21	06/09	87.039	75.696	71.851	70.760	65.389	-5.1	-1.5	-7.6
Broadcast and network television advertising time sales.....	36	2101	12/08	94.848	76.432	71.073	64.974	57.655	-7.0	-8.6	-11.3
Cable network advertising time sales.....	36	2102	12/08	66.550	62.085	59.692	63.575	60.067	-3.9	6.5	-5.5
Local cable system advertising time sales.....			12/08	-	-	-	-	-	-	-	-
Radio advertising time sales.....	36	3	03/09	-	-	-	-	-	-	-	-
Radio advertising time sales.....	36	31	03/09	-	-	-	-	-	-	-	-
Radio advertising time sales.....	36	3101	03/09	-	-	-	-	-	-	-	-
Internet advertising sales.....			12/22	-	-	-	-	-	-	-	-
Internet advertising sales.....			12/22	-	-	-	-	-	-	-	-
Internet advertising sales.....			12/22	-	-	-	-	-	-	-	-
Wired telephone services.....	37	1	06/09	-	-	-	-	-	-	-	-
Residential wired telephone services.....	37	11	06/09	-	-	-	-	-	-	-	-
Local residential wired telephone service.....	37	1101	12/08	-	-	-	-	-	-	-	-
Long distance residential wired telephone service.....	37	1102	03/09	-	-	-	-	-	-	-	-
All-distance residential wired telephone service.....	37	1103	12/11	-	-	-	-	-	-	-	-
Business wired telephone services.....			06/09	-	-	-	-	-	-	-	-
Local business wired telephone service.....			12/08	-	-	-	-	-	-	-	-
Long distance business wired telephone and other toll service.....	37	1202	04/09	101.074	101.097	101.551	101.552	101.560	0.4	0.0	0.0

See footnotes at end of table.

Table 8. Producer price indexes and percentage changes for selected commodity and service groupings and individual items, seasonally adjusted — Continued
 [February 2025, Index base 1982=100, unless otherwise indicated]

Title	Commodity code		Other index base	Seasonally adjusted index ¹					Seasonally adjusted 1-month percent change ¹		
	Group code	Item code		Oct. 2024	Nov. 2024 ^P	Dec. 2024 ^P	Jan. 2025 ^P	Feb. 2025 ^P	Nov. to Dec. ^P	Dec. to Jan. ^P	Jan. to Feb. ^P
Private line wired telephone service.....	37	1204	12/11	-	-	-	-	-	-	-	-
All-distance business wired telephone service (partial).....			05/22	-	-	-	-	-	-	-	-
Other telephone services.....			12/08	-	-	-	-	-	-	-	-
Other wired telephone services.....			12/08	-	-	-	-	-	-	-	-
Wireless telecommunication services.....	37	2	06/09	67.622	67.477	67.561	67.632	67.813	0.1	0.1	0.3
Cellular phone and other wireless telecommunication services.....	37	21	03/09	66.064	65.922	66.005	66.070	66.248	0.1	0.1	0.3
Cellular phone and other wireless telecommunication services.....	37	2101	03/09	66.064	65.922	66.005	66.070	66.248	0.1	0.1	0.3
Cable and satellite subscriber services.....	37	3	12/08	180.111	182.718	182.227	182.579	180.763	-0.3	0.2	-1.0
Cable and satellite subscriber services.....	37	31	12/08	180.111	182.718	182.227	182.579	180.763	-0.3	0.2	-1.0
Cable and satellite subscriber services.....	37	3101	12/08	180.111	182.718	182.227	182.579	180.763	-0.3	0.2	-1.0
Internet access services.....			03/09	-	-	-	-	-	-	-	-
Internet access services.....			03/09	-	-	-	-	-	-	-	-
Residential Internet access services.....			12/11	-	-	-	-	-	-	-	-
Business Internet access services.....	37	4103	12/11	-	-	-	-	-	-	-	-
Bundled wired telecommunications access services.....			12/11	-	-	-	-	-	-	-	-
Bundled wired telecommunications access services.....			12/11	-	-	-	-	-	-	-	-
Bundled wired telecommunications access services.....			12/11	-	-	-	-	-	-	-	-
Data processing and related services.....			06/09	-	-	-	-	-	-	-	-
Data processing and related services.....			06/09	-	-	-	-	-	-	-	-
Hosting, ASP and other IT infrastructure provisioning services.....			12/08	-	-	-	-	-	-	-	-
Business process management services (partial).....			12/08	-	-	-	-	-	-	-	-
Data management, information transformation and other services.....			12/08	-	-	-	-	-	-	-	-
Loan services (partial).....	39	1	06/09	195.319	189.931	185.154	176.944	173.461	-2.5	-4.4	-2.0
Business loans (partial).....	39	11	04/09	376.220	362.261	361.293	334.138	327.229	-0.3	-7.5	-2.1
Business loans (partial).....	39	1101	04/09	376.220	362.261	361.293	334.138	327.229	-0.3	-7.5	-2.1
Consumer loans (partial).....	39	12	06/09	123.158	121.817	111.381	114.642	111.828	-8.6	2.9	-2.5
Residential real estate loans (partial).....			04/09	-	-	-	-	-	-	-	-
Vehicle loans (partial).....	39	1202	04/09	60.363	60.384	60.221	60.941	61.971	-0.3	1.2	1.7
Credit cards, overdraft credit, and related plans (partial).....	39	1203	04/09	206.595	204.411	203.019	200.703	202.089	-0.7	-1.1	0.7
Other loans and loan services (partial).....			04/09	-	-	-	-	-	-	-	-
Other loans and loan services (partial).....			04/09	-	-	-	-	-	-	-	-
Deposit services (partial).....			04/09	-	-	-	-	-	-	-	-
Deposit services (partial).....			04/09	-	-	-	-	-	-	-	-
Deposit services (partial).....			04/09	-	-	-	-	-	-	-	-
Other credit intermediation services, including trust services (partial).....			04/09	-	-	-	-	-	-	-	-
Other credit intermediation services, including trust services (partial).....			04/09	-	-	-	-	-	-	-	-
Other credit intermediation services, including trust services (partial).....			04/09	-	-	-	-	-	-	-	-
Securities brokerage, dealing, investment advice, and related services.....			06/09	-	-	-	-	-	-	-	-
Securities brokerage, dealing, investment advice, and related services.....			06/09	-	-	-	-	-	-	-	-
Securities brokerage, dealing, and investment advice.....			12/08	-	-	-	-	-	-	-	-
Securities brokerage and dealing related services (partial).....			12/08	-	-	-	-	-	-	-	-
Portfolio management.....			12/08	-	-	-	-	-	-	-	-
Portfolio management.....			12/08	-	-	-	-	-	-	-	-
Portfolio management.....			12/08	-	-	-	-	-	-	-	-
Investment banking.....			12/08	-	-	-	-	-	-	-	-
Investment banking.....			12/08	-	-	-	-	-	-	-	-
Investment banking.....			12/08	-	-	-	-	-	-	-	-
Insurance.....	41	1	06/09	142.310	142.645	142.621	142.235	142.828	0.0	-0.3	0.4
Insurance.....	41	11	06/09	142.310	142.645	142.621	142.235	142.828	0.0	-0.3	0.4
Life insurance.....	41	1101	03/09	-	-	-	-	-	-	-	-
Disability insurance, including accidental death.....	41	1102	03/09	-	-	-	-	-	-	-	-
Health and medical insurance.....	41	1103	03/09	156.861	157.301	157.484	156.141	156.318	0.1	-0.9	0.1
Property and casualty insurance.....	41	1104	03/09	-	-	-	-	-	-	-	-
Annuities.....			03/09	-	-	-	-	-	-	-	-
Annuities.....			03/09	-	-	-	-	-	-	-	-
Annuities.....			03/09	-	-	-	-	-	-	-	-
Commissions from sales of insurance.....	42	1	06/09	-	-	-	-	-	-	-	-
Commissions from sales of insurance.....	42	11	06/09	-	-	-	-	-	-	-	-
Commissions from sales of life insurance and annuities.....	42	1101	06/09	-	-	-	-	-	-	-	-
Commissions from sales of health and medical insurance.....			06/09	-	-	-	-	-	-	-	-
Commissions from sales of property and casualty insurance.....	42	1103	06/09	-	-	-	-	-	-	-	-
Commissions from sales of other insurance.....			06/09	-	-	-	-	-	-	-	-
Nonresidential real estate services.....	43	1	06/09	132.987	131.504	132.882	131.846	131.199	1.0	-0.8	-0.5

See footnotes at end of table.

Table 8. Producer price indexes and percentage changes for selected commodity and service groupings and individual items, seasonally adjusted — Continued
 [February 2025, Index base 1982=100, unless otherwise indicated]

Title	Commodity code		Other index base	Seasonally adjusted index ¹					Seasonally adjusted 1-month percent change ¹		
	Group code	Item code		Oct. 2024	Nov. 2024 ^P	Dec. 2024 ^P	Jan. 2025 ^P	Feb. 2025 ^P	Nov. to Dec. ^P	Dec. to Jan. ^P	Jan. to Feb. ^P
Nonresidential real estate rents.....	43	11	06/09	134.160	132.320	134.059	132.388	131.812	1.3	-1.2	-0.4
Office buildings, gross rents.....			12/08	-	-	-	-	-	-	-	-
Retail properties, gross rents.....			04/09	-	-	-	-	-	-	-	-
Industrial buildings, gross rents.....			04/09	-	-	-	-	-	-	-	-
Self-service storage and miniwarehouses, gross rents.....	43	1104	12/08	-	-	-	-	-	-	-	-
Other nonresidential buildings, gross rents.....	43	1105	12/08	128.569	128.485	129.174	127.841	126.225	0.5	-1.0	-1.3
Nonresidential property sales and leases including land, brokerage fees and commissions.....			12/08	-	-	-	-	-	-	-	-
Nonresidential property sales and leases including land, brokerage fees and commissions.....			12/08	-	-	-	-	-	-	-	-
Nonresidential property management fees.....			12/08	-	-	-	-	-	-	-	-
Nonresidential property management fees.....			12/08	-	-	-	-	-	-	-	-
Residential real estate services (partial).....	43	2	06/09	184.783	184.522	184.963	185.541	185.771	0.2	0.3	0.1
Residential property sales and rental, brokerage fees and commissions.....	43	21	12/08	206.688	206.989	207.550	208.198	208.636	0.3	0.3	0.2
Residential property sales and rental, brokerage fees and commissions.....	43	2101	12/08	206.688	206.989	207.550	208.198	208.636	0.3	0.3	0.2
Residential property management fees.....			12/08	-	-	-	-	-	-	-	-
Residential property management fees.....			12/08	-	-	-	-	-	-	-	-
Real estate appraisal fees.....			12/08	-	-	-	-	-	-	-	-
Real estate appraisal fees.....			12/08	-	-	-	-	-	-	-	-
Real estate appraisal fees.....			12/08	-	-	-	-	-	-	-	-
Passenger car rental.....	44	1	03/09	102.775	102.630	105.567	107.278	103.005	2.9	1.6	-4.0
Passenger car rental.....	44	11	03/09	102.775	102.630	105.567	107.278	103.005	2.9	1.6	-4.0
Passenger car rental.....	44	1101	03/09	102.775	102.630	105.567	107.278	103.005	2.9	1.6	-4.0
Truck, trailer, and RV rental and leasing.....	44	2	06/09	127.940	127.843	128.055	129.977	131.967	0.2	1.5	1.5
Truck, trailer, and RV rental and leasing.....	44	21	06/09	120.197	120.102	120.288	122.103	123.975	0.2	1.5	1.5
Truck, truck trailer and RV rental.....	44	2101	12/08	122.795	122.803	123.007	125.001	127.327	0.2	1.6	1.9
Truck, truck trailer and RV leasing.....			12/08	-	-	-	-	-	-	-	-
Construction, mining, and forestry machinery and equipment rental and leasing.....			03/09	-	-	-	-	-	-	-	-
Construction, mining, and forestry machinery and equipment rental and leasing.....			03/09	-	-	-	-	-	-	-	-
Construction, mining, and forestry machinery and equipment rental and leasing.....			03/09	-	-	-	-	-	-	-	-
Legal services.....	45	1	03/09	179.551	180.527	182.152	184.131	183.954	0.9	1.1	-0.1
Legal services.....	45	11	03/09	179.551	180.527	182.152	184.131	183.954	0.9	1.1	-0.1
Legal services.....	45	1101	03/09	179.551	180.527	182.152	184.131	183.954	0.9	1.1	-0.1
Accounting services (partial).....	45	2	06/09	133.488	130.979	133.053	133.897	134.412	1.6	0.6	0.4
Accounting services, excluding payroll.....	45	21	06/09	133.488	130.979	133.053	133.897	134.412	1.6	0.6	0.4
Financial auditing.....	45	2101	12/08	-	-	-	-	-	-	-	-
Tax preparation and planning.....	45	2102	04/09	130.684	125.923	128.569	128.804	128.684	2.1	0.2	-0.1
Bookkeeping and compilation.....			12/08	-	-	-	-	-	-	-	-
Other accounting services, including billing and review (partial).....			12/08	-	-	-	-	-	-	-	-
Architectural and engineering services.....	45	3	06/09	136.147	136.241	136.446	136.810	136.952	0.2	0.3	0.1
Architectural services.....			03/09	-	-	-	-	-	-	-	-
Architectural services.....			03/09	-	-	-	-	-	-	-	-
Engineering services.....	45	32	03/09	139.717	139.890	140.118	140.517	140.667	0.2	0.3	0.1
Engineering services.....	45	3201	03/09	139.717	139.890	140.118	140.517	140.667	0.2	0.3	0.1
Management, scientific, and technical consulting services.....	45	4	06/09	-	-	-	-	-	-	-	-
Management consulting services.....	45	41	06/09	-	-	-	-	-	-	-	-
Administrative and general management consulting services.....	45	4101	12/08	-	-	-	-	-	-	-	-
Human resources consulting services.....			12/08	-	-	-	-	-	-	-	-
Marketing consulting services.....			12/08	-	-	-	-	-	-	-	-
Process, physical distribution, and logistics consulting services.....			12/08	-	-	-	-	-	-	-	-
Advertising and related services (partial).....			12/08	-	-	-	-	-	-	-	-
Advertising agency services.....			12/08	-	-	-	-	-	-	-	-
Advertising agency services.....			12/08	-	-	-	-	-	-	-	-
Information technology (IT) technical support and consulting services (partial).....	45	6	12/08	-	-	-	-	-	-	-	-
Information technology (IT) technical support and consulting services (partial).....	45	61	12/08	-	-	-	-	-	-	-	-
Information technology (IT) technical support and consulting services (partial).....	45	6101	12/08	-	-	-	-	-	-	-	-
Permanent placement services.....			03/09	-	-	-	-	-	-	-	-
Permanent placement services.....			03/09	-	-	-	-	-	-	-	-
Employment placement services.....			03/09	-	-	-	-	-	-	-	-
Executive search services.....			12/08	-	-	-	-	-	-	-	-

See footnotes at end of table.

Table 8. Producer price indexes and percentage changes for selected commodity and service groupings and individual items, seasonally adjusted — Continued
 [February 2025, Index base 1982=100, unless otherwise indicated]

Title	Commodity code		Other index base	Seasonally adjusted index ¹					Seasonally adjusted 1-month percent change ¹		
	Group code	Item code		Oct. 2024	Nov. 2024 ^P	Dec. 2024 ^P	Jan. 2025 ^P	Feb. 2025 ^P	Nov. to Dec. ^P	Dec. to Jan. ^P	Jan. to Feb. ^P
Executive search services.....			12/08	-	-	-	-	-	-	-	-
Executive search services.....			12/08	-	-	-	-	-	-	-	-
Staffing services.....	46	3	06/09	132.291	132.181	132.399	132.795	132.787	0.2	0.3	0.0
Temporary help services.....			03/09	-	-	-	-	-	-	-	-
Temporary help services.....			03/09	-	-	-	-	-	-	-	-
Co-employment staffing services.....	46	32	12/08	123.670	123.614	123.651	123.315	123.153	0.0	-0.3	-0.1
Co-employment staffing services.....	46	3201	12/08	123.670	123.614	123.651	123.315	123.153	0.0	-0.3	-0.1
Arrangement of flights (partial).....	47	1	06/09	98.015	98.393	97.943	97.931	98.331	-0.5	0.0	0.4
Arrangement of international flights.....	47	11	12/08	109.337	109.862	109.428	110.414	111.175	-0.4	0.9	0.7
Arrangement of international flights.....	47	1101	12/08	109.337	109.862	109.428	110.414	111.175	-0.4	0.9	0.7
Arrangement of domestic flights.....			12/08	-	-	-	-	-	-	-	-
Arrangement of domestic flights (partial).....			12/08	-	-	-	-	-	-	-	-
Arrangement of vehicle rentals and lodging.....	47	2	12/08	-	-	-	-	-	-	-	-
Arrangement of vehicle rentals and lodging.....	47	21	12/08	-	-	-	-	-	-	-	-
Arrangement of vehicle rentals and lodging (partial).....	47	2101	12/08	-	-	-	-	-	-	-	-
Arrangement of cruises and tours.....			12/08	-	-	-	-	-	-	-	-
Arrangement of cruises and tours.....			12/08	-	-	-	-	-	-	-	-
Arrangement of cruises and tours.....			12/08	-	-	-	-	-	-	-	-
Other travel arrangements (partial).....			12/08	-	-	-	-	-	-	-	-
Other travel arrangements (partial).....			12/08	-	-	-	-	-	-	-	-
Other travel arrangements (partial).....			12/08	-	-	-	-	-	-	-	-
Security guard services.....			03/09	-	-	-	-	-	-	-	-
Security guard services.....			03/09	-	-	-	-	-	-	-	-
Security guard services.....			03/09	-	-	-	-	-	-	-	-
Janitorial services.....			03/09	-	-	-	-	-	-	-	-
Janitorial services.....			03/09	-	-	-	-	-	-	-	-
Janitorial services.....			03/09	-	-	-	-	-	-	-	-
Waste collection.....	50	1	12/08	179.381	182.328	182.159	182.141	182.125	-0.1	0.0	0.0
Solid waste collection.....	50	11	12/08	179.381	182.328	182.159	182.141	182.125	-0.1	0.0	0.0
Solid waste collection.....	50	1101	12/08	179.381	182.328	182.159	182.141	182.125	-0.1	0.0	0.0
Outpatient care (partial).....	51	1	06/09	133.693	133.897	134.379	133.943	134.174	0.4	-0.3	0.2
Outpatient care (partial).....	51	11	06/09	133.693	133.897	134.379	133.943	134.174	0.4	-0.3	0.2
Physician care.....	51	1101	03/09	120.086	120.149	120.407	119.916	119.979	0.2	-0.4	0.1
Medical laboratory and diagnostic imaging center care.....			03/09	-	-	-	-	-	-	-	-
Home health and hospice care.....	51	1103	12/08	134.463	134.135	134.358	134.030	134.478	0.2	-0.2	0.3
Hospital outpatient care.....	51	1104	12/08	156.077	156.607	157.603	156.504	157.043	0.6	-0.7	0.3
Dental care.....	51	1105	06/10	137.945	138.147	138.247	139.822	139.608	0.1	1.1	-0.2
Inpatient care.....	51	2	06/09	155.321	155.604	155.898	155.470	156.754	0.2	-0.3	0.8
Inpatient care.....	51	21	06/09	155.321	155.604	155.898	155.470	156.754	0.2	-0.3	0.8
Hospital inpatient care.....	51	2101	12/08	156.866	157.163	157.171	156.434	157.987	0.0	-0.5	1.0
Nursing home care.....	51	2102	12/08	151.152	151.373	152.687	153.276	153.409	0.9	0.4	0.1
Intellectual and developmental disability center care.....	51	2103	12/08	212.304	212.759	213.271	213.205	216.087	0.2	0.0	1.4
Sales of blood and blood products, organs, and tissues.....			03/09	-	-	-	-	-	-	-	-
Sales of blood and blood products, organs, and tissues.....			03/09	-	-	-	-	-	-	-	-
Sales of blood and blood products, organs, and tissues.....			03/09	-	-	-	-	-	-	-	-
Traveler accommodation services.....	53	1	06/09	147.551	145.888	148.652	155.676	155.542	1.9	4.7	-0.1
Traveler accommodation services.....	53	11	06/09	147.551	145.888	148.652	155.676	155.542	1.9	4.7	-0.1
Guestroom or unit rental.....	53	1101	03/09	152.045	150.106	153.135	161.001	161.686	2.0	5.1	0.4
Other traveler accommodation services.....	53	1102	03/09	153.233	154.257	154.919	154.541	144.342	0.4	-0.2	-6.6
Food and beverage for immediate consumption services (partial).....	54	1	06/09	-	-	-	-	-	-	-	-
Food and nonalcoholic beverages for immediate consumption (partial).....	54	11	04/09	-	-	-	-	-	-	-	-
Food and nonalcoholic beverages for immediate consumption (partial).....	54	1101	04/09	-	-	-	-	-	-	-	-
Alcoholic beverages for immediate consumption (partial).....			12/08	-	-	-	-	-	-	-	-
Alcoholic beverages for immediate consumption (partial).....			12/08	-	-	-	-	-	-	-	-
Commercial and industrial machinery and equipment repair and maintenance.....	55	1	03/09	170.535	171.335	172.687	172.990	174.743	0.8	0.2	1.0
Commercial and industrial machinery and equipment repair and maintenance.....	55	11	03/09	170.535	171.335	172.687	172.990	174.743	0.8	0.2	1.0
Commercial machinery repair and maintenance.....	55	1101	03/09	170.535	171.335	172.687	172.990	174.743	0.8	0.2	1.0
Motor vehicle repair and maintenance (partial).....	55	2	12/08	-	-	-	-	-	-	-	-
Motor vehicle repair and maintenance (partial).....	55	21	12/08	-	-	-	-	-	-	-	-
Motor vehicle repair and maintenance (partial).....	55	2101	12/08	-	-	-	-	-	-	-	-
Ship repair and maintenance.....			06/09	-	-	-	-	-	-	-	-
Ship repair and maintenance.....			06/09	-	-	-	-	-	-	-	-

See footnotes at end of table.

Table 8. Producer price indexes and percentage changes for selected commodity and service groupings and individual items, seasonally adjusted — Continued
 [February 2025, Index base 1982=100, unless otherwise indicated]

Title	Commodity code		Other index base	Seasonally adjusted index ¹					Seasonally adjusted 1-month percent change ¹		
	Group code	Item code		Oct. 2024	Nov. 2024 ^P	Dec. 2024 ^P	Jan. 2025 ^P	Feb. 2025 ^P	Nov. to Dec. ^P	Dec. to Jan. ^P	Jan. to Feb. ^P
Ship repair, military.....			12/08	-	-	-	-	-	-	-	-
Ship repair, nonmilitary.....	55	3102	12/08	-	-	-	-	-	-	-	-
Aircraft repair and maintenance.....	55	4	04/09	157.418	157.651	158.065	159.328	159.284	0.3	0.8	0.0
Aircraft repair and maintenance.....	55	41	04/09	157.418	157.651	158.065	159.328	159.284	0.3	0.8	0.0
Aircraft repair and maintenance.....	55	4101	04/09	157.418	157.651	158.065	159.328	159.284	0.3	0.8	0.0
Membership dues and admissions and recreation facility use fees (partial).....	56	1	06/09	-	-	-	-	-	-	-	-
Membership dues and admissions and recreation facility use fees (partial).....	56	11	06/09	-	-	-	-	-	-	-	-
Membership dues.....	56	1101	04/09	-	-	-	-	-	-	-	-
Admissions and recreational facilities use fees (partial).....	56	1102	12/08	167.998	167.302	168.050	170.550	170.856	0.4	1.5	0.2
Recreational activity instruction fees (partial).....	56	2	12/08	-	-	-	-	-	-	-	-
Recreational activity instruction fees (partial).....	56	21	12/08	-	-	-	-	-	-	-	-
Recreational activity instruction fees (partial).....	56	2101	12/08	-	-	-	-	-	-	-	-
Gaming receipts (partial).....			12/08	-	-	-	-	-	-	-	-
Gaming receipts (partial).....			12/08	-	-	-	-	-	-	-	-
Gaming receipts (partial).....			12/08	-	-	-	-	-	-	-	-
Machinery and equipment and parts and supplies wholesaling.....			06/09	-	-	-	-	-	-	-	-
Machinery and equipment and parts and supplies wholesaling.....			06/09	-	-	-	-	-	-	-	-
Parts and supplies for machinery and equipment wholesaling.....			03/09	-	-	-	-	-	-	-	-
Machinery and vehicle wholesaling.....			05/19	-	-	-	-	-	-	-	-
Professional and commercial equipment wholesaling.....			05/19	-	-	-	-	-	-	-	-
Furnishings wholesaling.....			03/09	-	-	-	-	-	-	-	-
Furnishings wholesaling.....			03/09	-	-	-	-	-	-	-	-
Furnishings wholesaling.....			03/09	-	-	-	-	-	-	-	-
Building materials, paint, and hardware wholesaling.....	57	3	03/09	129.032	130.726	127.917	130.754	133.326	-2.1	2.2	2.0
Building materials, paint, and hardware wholesaling.....	57	31	03/09	129.032	130.726	127.917	130.754	133.326	-2.1	2.2	2.0
Building materials, paint, and hardware wholesaling.....	57	3101	03/09	129.032	130.726	127.917	130.754	133.326	-2.1	2.2	2.0
Metals, minerals, and ores wholesaling.....			03/09	-	-	-	-	-	-	-	-
Metals, minerals, and ores wholesaling.....			03/09	-	-	-	-	-	-	-	-
Metals, minerals, and ores wholesaling.....			03/09	-	-	-	-	-	-	-	-
Chemicals and allied products wholesaling.....	57	5	03/09	-	-	-	-	-	-	-	-
Chemicals and allied products wholesaling.....	57	51	03/09	-	-	-	-	-	-	-	-
Chemicals and allied products wholesaling.....	57	5101	03/09	-	-	-	-	-	-	-	-
Paper and plastics products wholesaling.....			03/09	-	-	-	-	-	-	-	-
Paper and plastics products wholesaling.....			03/09	-	-	-	-	-	-	-	-
Paper and plastics products wholesaling.....			03/09	-	-	-	-	-	-	-	-
Apparel wholesaling.....			03/09	-	-	-	-	-	-	-	-
Apparel wholesaling.....			03/09	-	-	-	-	-	-	-	-
Apparel wholesaling.....			03/09	-	-	-	-	-	-	-	-
Food and alcohol wholesaling.....			06/09	-	-	-	-	-	-	-	-
Food and alcohol wholesaling.....			06/09	-	-	-	-	-	-	-	-
Food wholesaling.....			03/09	-	-	-	-	-	-	-	-
Alcohol wholesaling.....			02/09	-	-	-	-	-	-	-	-
Other commodities wholesaling.....			03/09	-	-	-	-	-	-	-	-
Other commodities wholesaling.....			03/09	-	-	-	-	-	-	-	-
Other commodities wholesaling.....			03/09	-	-	-	-	-	-	-	-
Food and alcohol retailing.....	58	1	03/09	180.627	181.908	183.281	188.369	184.554	0.8	2.8	-2.0
Food and alcohol retailing.....	58	11	03/09	180.627	181.908	183.281	188.369	184.554	0.8	2.8	-2.0
Food retailing.....	58	1102	09/15	146.396	147.237	148.311	152.684	150.447	0.7	2.9	-1.5
Alcohol retailing.....			09/15	-	-	-	-	-	-	-	-
Health and beauty care retailing, including optical goods.....			03/09	-	-	-	-	-	-	-	-
Health and beauty care retailing, including optical goods.....			03/09	-	-	-	-	-	-	-	-
Health and beauty care retailing, including optical goods.....			03/09	-	-	-	-	-	-	-	-
Apparel, jewelry, footwear, and accessories retailing.....	58	3	06/09	126.097	126.922	129.681	127.651	124.869	2.2	-1.6	-2.2
Apparel, jewelry, footwear, and accessories retailing.....	58	31	06/09	126.097	126.922	129.681	127.651	124.869	2.2	-1.6	-2.2
Apparel, footwear, and accessories retailing.....	58	3101	03/09	119.728	120.211	123.928	121.090	117.685	3.1	-2.3	-2.8
Jewelry retailing.....	58	3102	03/09	-	-	-	-	-	-	-	-
Computer hardware, software, and supplies retailing.....			03/09	-	-	-	-	-	-	-	-
Computer hardware, software, and supplies retailing.....			03/09	-	-	-	-	-	-	-	-
Computer hardware, software, and supplies retailing.....			03/09	-	-	-	-	-	-	-	-
TV, video, and photographic equipment and supplies retailing.....	58	5	03/09	51.323	53.637	60.241	58.215	57.638	12.3	-3.4	-1.0
TV, video, and photographic equipment and supplies retailing.....	58	51	03/09	51.323	53.637	60.241	58.215	57.638	12.3	-3.4	-1.0
TV, video, and photographic equipment and supplies retailing.....	58	5101	03/09	51.323	53.637	60.241	58.215	57.638	12.3	-3.4	-1.0

See footnotes at end of table.

Table 8. Producer price indexes and percentage changes for selected commodity and service groupings and individual items, seasonally adjusted — Continued
 [February 2025, Index base 1982=100, unless otherwise indicated]

Title	Commodity code		Other index base	Seasonally adjusted index ¹					Seasonally adjusted 1-month percent change ¹		
	Group code	Item code		Oct. 2024	Nov. 2024 ^P	Dec. 2024 ^P	Jan. 2025 ^P	Feb. 2025 ^P	Nov. to Dec. ^P	Dec. to Jan. ^P	Jan. to Feb. ^P
Automobiles and automobile parts retailing.....	58	6	06/09	122.065	121.587	123.585	124.583	120.837	1.6	0.8	-3.0
Automobiles and automobile parts retailing.....	58	61	06/09	122.065	121.587	123.585	124.583	120.837	1.6	0.8	-3.0
Automobile retailing (Partial).....	58	6101	03/09	110.628	108.465	110.319	114.331	109.936	1.7	3.6	-3.8
Automotive parts, including tires, retailing.....			03/09	-	-	-	-	-	-	-	-
RVs, trailers, and campers retailing.....			03/09	-	-	-	-	-	-	-	-
RVs, trailers, and campers retailing.....			03/09	-	-	-	-	-	-	-	-
RVs, trailers, and campers retailing.....			03/09	-	-	-	-	-	-	-	-
Sporting goods, including boats, retailing.....	58	9	03/09	115.594	115.190	113.531	126.321	124.209	-1.4	11.3	-1.7
Sporting goods, including boats, retailing.....	58	91	03/09	115.594	115.190	113.531	126.321	124.209	-1.4	11.3	-1.7
Sporting goods, including boats, retailing.....	58	9101	03/09	115.594	115.190	113.531	126.321	124.209	-1.4	11.3	-1.7
Lawn, garden, and farm equipment and supplies retailing.....			03/09	-	-	-	-	-	-	-	-
Lawn, garden, and farm equipment and supplies retailing.....			03/09	-	-	-	-	-	-	-	-
Lawn, garden, and farm equipment and supplies retailing.....			03/09	-	-	-	-	-	-	-	-
Furniture retailing.....			03/09	-	-	-	-	-	-	-	-
Furniture retailing.....			03/09	-	-	-	-	-	-	-	-
Furniture retailing.....			03/09	-	-	-	-	-	-	-	-
Flooring and floor coverings retailing.....			03/09	-	-	-	-	-	-	-	-
Flooring and floor coverings retailing.....			03/09	-	-	-	-	-	-	-	-
Flooring and floor coverings retailing.....			03/09	-	-	-	-	-	-	-	-
Hardware and building materials and supplies retailing.....	58	D	03/09	173.553	174.326	175.606	173.557	171.374	0.7	-1.2	-1.3
Hardware and building materials and supplies retailing.....	58	D1	03/09	173.553	174.326	175.606	173.557	171.374	0.7	-1.2	-1.3
Hardware and building materials and supplies retailing.....	58	D101	03/09	173.553	174.326	175.606	173.557	171.374	0.7	-1.2	-1.3
Major household appliance retailing.....	58	E	03/09	138.842	134.096	133.320	134.924	126.879	-0.6	1.2	-6.0
Major household appliance retailing.....	58	E1	03/09	138.842	134.096	133.320	134.924	126.879	-0.6	1.2	-6.0
Major household appliance retailing.....	58	E101	03/09	138.842	134.096	133.320	134.924	126.879	-0.6	1.2	-6.0
Fuels and lubricants retailing.....	58	F	06/09	297.837	310.424	324.294	291.731	289.399	4.5	-10.0	-0.8
Fuels and lubricants retailing.....	58	F1	06/09	297.837	310.424	324.294	291.731	289.399	4.5	-10.0	-0.8
Automotive fuels and lubricants retailing.....			03/09	-	-	-	-	-	-	-	-
Household fuels retailing.....	58	F102	03/09	174.589	178.674	170.738	164.310	169.719	-4.4	-3.8	3.3
Cleaning supplies and paper products retailing.....			03/09	-	-	-	-	-	-	-	-
Cleaning supplies and paper products retailing.....			03/09	-	-	-	-	-	-	-	-
Cleaning supplies and paper products retailing.....			03/09	-	-	-	-	-	-	-	-
Book retailing.....			03/09	-	-	-	-	-	-	-	-
Book retailing.....			03/09	-	-	-	-	-	-	-	-
Book retailing.....			03/09	-	-	-	-	-	-	-	-
Other merchandise retailing (partial).....	58	I	03/09	144.361	143.347	143.409	141.341	139.847	0.0	-1.4	-1.1
Other merchandise retailing (partial).....	58	I1	03/09	144.361	143.347	143.409	141.341	139.847	0.0	-1.4	-1.1
Other merchandise retailing (partial).....	58	I101	03/09	144.361	143.347	143.409	141.341	139.847	0.0	-1.4	-1.1
Metal treatment services.....			12/84	-	-	-	-	-	-	-	-
Metal treatment services.....			12/84	-	-	-	-	-	-	-	-
Metal plating and polishing.....	59	1101	12/84	-	-	-	-	-	-	-	-
Metal coating and allied services.....			12/84	-	-	-	-	-	-	-	-
Metal heat treating.....			06/85	-	-	-	-	-	-	-	-
Mining services.....	60	1	06/85	-	-	-	-	-	-	-	-
Mining services.....	60	11	06/85	-	-	-	-	-	-	-	-
Support activities for coal mining.....	60	1102	06/85	-	-	-	-	-	-	-	-
Drilling oil and gas wells services.....	60	1103	12/85	-	-	-	-	-	-	-	-
Support activities for oil and gas operations.....			12/85	-	-	-	-	-	-	-	-
Metal and nonmetallic minerals mining services.....			05/23	-	-	-	-	-	-	-	-
Contract work on textile products and apparel.....			06/10	-	-	-	-	-	-	-	-
Contract work on textile products and apparel.....			06/10	-	-	-	-	-	-	-	-
Contract work on textile products.....	61	1102	06/87	240.316	240.588	240.858	237.065	236.268	0.1	-1.6	-0.3
Contract work on apparel.....			06/87	-	-	-	-	-	-	-	-
Contract & commission receipts for tanning or finishing leather owned by others.....			06/11	-	-	-	-	-	-	-	-
Contract & commission receipts for tanning or finishing leather owned by others.....			06/11	-	-	-	-	-	-	-	-
Contract and commission receipts for tanning or finishing leather owned by others.....			12/97	-	-	-	-	-	-	-	-
New nonresidential building construction.....			06/09	-	-	-	-	-	-	-	-
New nonresidential building construction.....			06/09	-	-	-	-	-	-	-	-
New warehouse building construction.....			12/04	-	-	-	-	-	-	-	-
New school building construction.....			12/05	-	-	-	-	-	-	-	-

See footnotes at end of table.

Table 8. Producer price indexes and percentage changes for selected commodity and service groupings and individual items, seasonally adjusted — Continued

[February 2025, Index base 1982=100, unless otherwise indicated]

Title	Commodity code		Other index base	Seasonally adjusted index ¹					Seasonally adjusted 1-month percent change ¹		
	Group code	Item code		Oct. 2024	Nov. 2024 ^p	Dec. 2024 ^p	Jan. 2025 ^p	Feb. 2025 ^p	Nov. to Dec. ^p	Dec. to Jan. ^p	Jan. to Feb. ^p
New office building construction.....			06/06	-	-	-	-	-	-	-	-
New industrial building construction.....			06/07	-	-	-	-	-	-	-	-
New health care building construction.....			06/12	-	-	-	-	-	-	-	-
Maintenance and repair of nonresidential buildings (partial).....	80	2	04/09	-	-	-	-	-	-	-	-
Maintenance and repair of nonresidential buildings (partial).....	80	21	04/09	-	-	-	-	-	-	-	-
Maintenance and repair of nonresidential buildings (partial).....	80	2101	04/09	-	-	-	-	-	-	-	-

¹ All indexes are subject to revision for 4 months after their originally scheduled publication to incorporate late reports and corrections by survey respondents. In addition, seasonally adjusted indexes are subject to change for up to 5 years due to the recalculation of seasonal factors published each January.

² Due to incomplete coverage of the services sector, some services indexes in this table reflect only a portion of their wherever-provided output. These indexes are flagged using the term "partial" at the end of their titles. For more information regarding wherever-provided services indexes, go to <https://www.bls.gov/ppi/wepnotice.htm>. This webpage includes methodology documentation, a table identifying missing coverage areas for those indexes with incomplete coverage, and a concordance table between wherever-provided services indexes and Census product codes.

^p Preliminary

"-" Seasonal tests did not indicate the presence of seasonality.

Table 9. Producer price indexes for commodity and service groupings and individual items, not seasonally adjusted

[February 2025, Index base 1982=100, unless otherwise indicated]

Title	Commodity code		Other index base	Unadjusted index ¹				
	Group code	Item code		Oct. 2024	Nov. 2024 ^P	Dec. 2024 ^P	Jan. 2025 ^P	Feb. 2025 ^P
Goods								
All commodities.....	00	000000		253.081	253.196	253.406	257.202	259.726
Industrial commodities.....	IND	THRU15		253.396	252.102	252.139	256.239	257.863
Farm products, processed foods and feeds.....	PFF	PLUS02		249.004	255.325	256.297	258.713	265.220
Farm products.....	01	—		215.173	230.808	233.953	239.580	255.073
Fruits & melons, fresh/dry vegs. & nuts.....	01	1		230.597	284.161	271.394	229.707	239.138
Fresh fruits and melons.....	01	11		166.422	202.683	212.760	183.551	190.875
Citrus fruits.....	01	1101		443.725	409.791	334.924	324.693	324.378
Grapefruits.....	01	110101		830.636	821.345	784.231	731.728	729.412
Lemons.....	01	110104		339.003	290.733	270.458	253.933	244.647
Valencia oranges.....	01	110105		379.767	—	—	—	293.143
Navel oranges.....	01	110106		351.128	318.002	223.027	225.671	221.455
Tangerines.....	01	110108	12/91	485.766	500.753	478.468	442.781	430.205
Tangelos.....	01	110110	12/17	—	—	—	144.669	120.953
Other fruits and berries.....	01	1102		140.080	180.567	197.856	166.404	174.527
Plums and fresh prunes.....	01	110201	12/91	439.634	—	—	—	—
Avocados.....	01	110205	12/91	332.651	214.944	225.179	—	—
Kiwifruit.....	01	110206	12/91	—	290.941	280.102	280.102	229.671
Granny Smith apples.....	01	110208	12/91	169.672	163.615	161.920	163.149	165.109
Golden delicious apples.....	01	110211	12/91	192.089	191.308	181.327	182.549	190.175
Red delicious apples.....	01	110215		241.556	247.441	245.318	243.879	245.662
McIntosh apples.....	01	110216		221.220	222.844	218.331	221.130	221.130
Peaches.....	01	110219		370.251	—	—	—	—
Gala apples.....	01	110220	03/15	98.044	101.002	99.547	100.124	101.081
Pears.....	01	110221		179.544	182.749	192.239	179.742	183.644
Strawberries.....	01	110222		94.024	207.842	255.743	171.037	197.315
Raspberries.....	01	110224	12/91	34.517	—	—	—	—
Blackberries.....	01	110225	12/91	53.718	—	—	—	—
Grapes.....	01	110228		160.011	160.934	161.313	161.313	157.351
Table grapes.....	01	1102281	12/11	178.721	182.631	184.234	—	—
Raisin grapes.....	01	1102282	08/16	119.667	119.667	119.667	119.667	123.643
Wine grapes.....	01	1102283	12/11	123.993	123.993	123.993	123.993	119.936
Juice grapes.....	01	1102284	01/16	187.258	187.258	187.258	187.258	187.258
Fuji apples.....	01	110229	03/15	131.452	138.558	138.558	127.874	119.425
Empire apples.....	01	110230	10/15	128.288	128.288	128.288	128.288	128.288
Melons.....	01	1103	12/91	178.671	235.764	—	—	—
Cantaloupes.....	01	110301		170.784	233.977	—	—	—
Honeydews.....	01	110302	12/91	208.385	241.958	—	—	—
Watermelons.....	01	110303	12/91	295.261	—	—	—	—
Fresh and dry vegetables.....	01	13		278.328	371.346	316.809	246.127	260.877
Dry vegetables.....	01	1301		209.828	216.134	219.632	215.914	214.015
Dry beans.....	01	13011	09/15	137.564	140.210	142.031	142.859	141.065
Dry pinto beans.....	01	130110	12/91	323.297	326.799	326.799	326.799	319.898
Dry great northern beans.....	01	130111	12/91	439.002	439.002	439.002	439.002	417.052
Dry pea beans.....	01	130113		192.742	199.115	203.031	203.031	203.031
Dry kidney beans.....	01	130114	12/11	115.799	117.845	117.845	142.396	140.030
Dry small red beans.....	01	130115	12/11	75.771	76.652	81.057	81.057	81.057
Dry garbanzo beans.....	01	130116	12/11	79.927	80.632	81.196	77.073	77.073
Dry black beans.....	01	130117	09/15	131.278	138.607	146.851	146.851	146.851
Dry peas and lentils.....	01	13012	09/15	133.650	139.547	142.371	135.880	135.363
Dry peas.....	01	130120	12/91	300.801	315.756	328.909	318.015	314.502
Dry lentils.....	01	130121	12/91	319.577	330.239	323.131	300.032	303.585
Fresh vegetables, except potatoes.....	01	1302		304.255	458.136	368.984	254.132	279.933
Cabbage.....	01	130211		392.777	338.601	483.742	321.038	291.804
Carrots.....	01	130212		302.339	302.339	252.045	300.683	300.683
Celery.....	01	130213		232.753	343.664	349.227	347.452	249.788
Sweet corn.....	01	130214		252.102	258.132	478.397	225.927	212.980
Lettuce.....	01	130215		266.399	627.604	318.718	263.622	310.723
Dry onions.....	01	130216		194.254	202.838	203.562	209.141	192.560
Tomatoes.....	01	130217		456.010	635.701	—	213.252	368.797
Snap beans.....	01	130218		—	476.392	375.781	182.735	264.504
Broccoli.....	01	130222	12/91	303.354	449.326	331.934	180.644	162.643
Cauliflower.....	01	130223	12/91	68.706	102.539	192.866	59.524	72.509
Spinach.....	01	130224	12/91	697.556	—	—	—	867.999
Greens.....	01	130225	12/91	268.393	299.384	243.285	235.613	259.809
Endive.....	01	130226	12/91	1,044.567	1,044.567	919.606	863.452	789.285

See footnotes at end of table.

Table 9. Producer price indexes for commodity and service groupings and individual items, not seasonally adjusted — Continued

[February 2025, Index base 1982=100, unless otherwise indicated]

Title	Commodity code		Other index base	Unadjusted index ¹				
	Group code	Item code		Oct. 2024	Nov. 2024 ^P	Dec. 2024 ^P	Jan. 2025 ^P	Feb. 2025 ^P
Green peppers.....	01	130228	12/91	—	934.129	581.440	365.850	326.242
Eggplant.....	01	130229	12/91	—	391.801	—	371.919	—
Squash.....	01	130231	12/91	371.531	173.770	171.933	286.913	208.411
Beets.....	01	130232	12/91	209.938	213.481	—	213.481	221.011
Cucumbers.....	01	130234	12/91	194.007	208.930	—	—	—
Artichokes.....	01	130235	12/11	291.318	337.823	306.698	220.034	—
Sweet potatoes.....	01	1303	12/91	165.280	164.032	168.881	165.967	168.545
Sweet potatoes.....	01	130301	12/91	106.859	106.052	109.187	107.303	108.970
Potatoes.....	01	1306	12/11	121.030	117.557	116.885	117.369	115.420
Russet potatoes.....	01	130603	12/91	175.687	168.797	168.566	168.263	165.969
Round red potatoes.....	01	130604	12/91	221.920	235.638	225.006	232.571	222.682
Round yellow potatoes.....	01	130605	09/15	106.889	106.889	106.889	114.860	—
Tree nuts.....	01	19		1,243.812	1,243.812	1,243.812	1,243.812	1,243.812
Tree nuts.....	01	1901		1,243.812	1,243.812	1,243.812	1,243.812	1,243.812
Pecans.....	01	190101		732.203	732.203	732.203	732.203	732.203
Almonds.....	01	190102	12/91	357.337	357.337	357.337	357.337	357.337
Filberts.....	01	190103	12/91	278.766	278.766	278.766	278.766	278.766
Walnuts.....	01	190104	12/91	186.550	186.550	186.550	186.550	186.550
Macadamias.....	01	190105	12/91	371.076	371.076	371.076	371.076	371.076
Pistachios.....	01	190106	12/91	214.334	214.334	214.334	214.334	214.334
Grains.....	01	2		157.220	168.992	175.531	181.800	185.821
Wheat.....	01	21		162.389	155.613	159.348	159.054	166.010
Wheat.....	01	2101		162.389	155.613	159.348	159.054	166.010
Hard red winter wheat.....	01	210101		157.818	147.065	151.157	149.795	158.468
Hard red spring wheat.....	01	210102		185.104	182.026	185.885	185.670	186.364
Soft white wheat.....	01	210103		134.296	130.208	135.965	137.297	141.177
Soft red winter wheat.....	01	210104		162.474	162.500	164.281	164.836	174.132
Hard amber durum wheat.....	01	210105	12/84	213.114	212.891	206.125	214.432	222.972
Other grains.....	01	22		157.545	173.868	181.496	188.997	192.747
Barley.....	01	2201		174.849	175.225	176.886	177.497	169.364
Barley.....	01	220101		174.849	175.225	176.886	177.497	169.364
Corn.....	01	2202		153.880	170.315	178.022	185.560	189.497
Corn.....	01	220205		153.880	170.315	178.022	185.560	189.497
Oats.....	01	2203		240.502	238.408	236.294	246.669	230.674
Oats.....	01	220311		240.502	238.408	236.294	246.669	230.674
Sorghum.....	01	2205	12/91	171.742	182.584	186.058	190.768	192.492
Sorghum.....	01	220501	12/91	171.742	182.584	186.058	190.768	192.492
Rough rice.....	01	23	12/91	120.522	119.054	118.197	123.989	123.989
Rough rice.....	01	2301	12/91	120.522	119.054	118.197	123.989	123.989
Rough rice.....	01	230103	12/04	204.923	202.428	200.971	210.819	210.819
Long grain rough rice.....	01	2301031	09/15	131.193	130.275	127.523	133.028	133.028
Medium/short grain rough rice.....	01	2301032	09/15	134.395	131.210	134.395	142.675	142.675
Livestock.....	01	3		247.571	253.938	264.856	273.212	280.687
Slaughter cattle.....	01	31		291.381	285.703	293.977	309.169	316.955
Slaughter steers and heifers.....	01	3101		286.153	282.121	293.846	307.862	311.462
Slaughter steers and heifers.....	01	310199	12/91	271.141	267.322	278.431	291.712	295.123
Slaughter cows and bulls.....	01	3102		277.935	266.819	262.983	281.514	303.357
Slaughter cows and bulls.....	01	310299	12/91	249.948	239.952	236.502	253.167	272.810
Slaughter vealers.....	01	3103		118.433	118.659	118.967	119.558	119.056
Slaughter vealers.....	01	310399	12/91	102.314	102.510	102.776	103.287	102.853
Slaughter hogs.....	01	32		97.867	109.419	104.724	100.876	114.184
Slaughter barrows and gilts.....	01	3201		95.991	107.986	104.082	100.058	112.574
Slaughter barrows and gilts.....	01	320199	12/91	145.132	163.267	157.365	151.281	170.205
Slaughter sows.....	01	3202		154.758	145.107	108.227	112.627	156.202
Slaughter sows.....	01	320299	12/91	268.721	251.962	187.924	195.565	271.227
Slaughter lambs.....	01	33		317.847	330.002	349.637	406.934	451.454
Slaughter lambs.....	01	3301		317.847	330.002	349.637	406.934	451.454
Slaughter lambs.....	01	330199	12/91	366.570	380.588	403.233	469.313	520.658
Feeder and replacement cattle.....	01	34	09/21	175.799	182.057	199.563	207.070	204.964
Feeder and replacement cattle.....	01	3401	09/21	175.799	182.057	199.563	207.070	204.964
Feeder and replacement cattle.....	01	340199	09/21	175.799	182.057	199.563	207.070	204.964
Slaughter poultry.....	01	4		339.059	338.794	344.245	350.334	336.408
Slaughter chickens.....	01	41		365.449	367.438	376.694	378.569	359.483
Broilers and other meat type chickens.....	01	4102		370.535	372.551	381.936	383.837	364.485
Slaughter chickens.....	01	410299	12/91	356.809	358.751	367.788	369.619	350.984

See footnotes at end of table.

Table 9. Producer price indexes for commodity and service groupings and individual items, not seasonally adjusted — Continued
 [February 2025, Index base 1982=100, unless otherwise indicated]

Title	Commodity code		Other index base	Unadjusted index ¹				
	Group code	Item code		Oct. 2024	Nov. 2024 ^P	Dec. 2024 ^P	Jan. 2025 ^P	Feb. 2025 ^P
Slaughter turkeys.....	01	42		223.279	211.835	199.334	227.190	236.597
Slaughter turkeys.....	01	4201		223.279	211.835	199.334	227.190	236.597
Slaughter turkeys.....	01	420199	12/91	203.187	192.773	181.397	206.747	215.307
Slaughter ducks.....	01	43	12/91	300.288	300.288	300.288	300.288	300.288
Slaughter ducks.....	01	4301	12/91	300.288	300.288	300.288	300.288	300.288
Slaughter ducks.....	01	430199	12/91	300.288	300.288	300.288	300.288	300.288
Raw cotton.....	01	5		107.291	106.468	109.279	106.580	105.851
Raw cotton.....	01	51		106.196	105.381	108.164	105.493	104.771
Raw cotton.....	01	5101		106.196	105.381	108.164	105.493	104.771
Raw cotton.....	01	510101		106.196	105.381	108.164	105.493	104.771
Upland cotton.....	01	5101011	09/15	107.140	105.932	107.832	104.953	104.725
Pima cotton.....	01	5101012	09/15	89.230	93.248	106.641	106.641	99.944
Raw milk.....	01	6		192.251	184.622	177.756	183.859	191.889
Raw milk.....	01	61		193.029	185.369	178.475	184.603	192.665
Raw milk.....	01	6101		193.029	185.369	178.475	184.603	192.665
Raw milk.....	01	610102		193.029	185.369	178.475	184.603	192.665
Chicken eggs.....	01	7		404.269	623.918	645.396	847.829	1,302.339
Chicken eggs.....	01	71		404.269	623.918	645.396	847.829	1,302.339
Eggs for fresh use.....	01	7107	12/91	325.361	506.385	508.860	732.903	938.796
Eggs, jumbo.....	01	710701	12/84	346.116	534.630	541.051	800.358	952.740
Eggs, extra large.....	01	710702	12/84	369.108	567.524	576.087	847.339	1,050.293
Eggs, large.....	01	710703		394.749	618.533	627.453	933.470	1,156.549
Eggs, medium.....	01	710704	12/84	377.280	581.856	553.513	655.511	1,055.376
Eggs, small.....	01	710705	12/84	216.526	308.714	291.813	314.860	451.605
Breaker stock and checks and undergrades.....	01	7108	12/91	405.107	615.592	670.641	735.130	1,552.563
Breaker stock.....	01	710801	12/91	394.679	594.937	650.053	709.961	1,500.750
Checks and undergrades.....	01	710802	12/91	520.548	838.891	894.864	1,006.809	2,112.963
Hay, hayseeds, and oilseeds.....	01	8		203.650	206.011	208.917	216.222	213.925
Hay and hayseeds.....	01	81		270.428	273.938	343.434	320.965	297.088
Hay and hayseeds.....	01	8101		270.428	273.938	343.434	320.965	297.088
Alfalfa hay.....	01	810101		302.557	277.001	296.084	291.537	291.059
All other hay.....	01	810102	09/15	80.884	93.617	137.655	122.774	105.235
Oilseeds.....	01	83		186.004	188.125	184.512	194.256	194.146
Oilseeds.....	01	8301		186.004	188.125	184.512	194.256	194.146
Peanuts.....	01	830111		125.868	124.277	107.566	127.144	123.702
Cottonseed.....	01	830121		265.952	229.142	221.793	227.943	227.498
Soybeans.....	01	830131		165.820	168.831	166.419	174.430	173.893
Flaxseed.....	01	830151	12/91	280.441	282.495	283.396	288.407	313.710
Sunflower.....	01	830161	12/91	270.203	287.352	295.812	324.738	386.820
Canola.....	01	830171	12/11	92.073	91.218	84.379	89.040	93.715
Miscellaneous oil crops.....	01	830181	09/15	173.133	174.042	175.030	183.910	183.910
Processed foods and feeds.....	02	—		266.221	267.942	267.841	268.671	270.742
Cereal and bakery products.....	02	1		328.095	327.265	326.825	327.241	327.365
Bakery products.....	02	11		361.712	361.162	361.420	362.226	362.795
Bread (white, wheat, rye, etc.), including frozen.....	02	1102	06/06	177.417	177.439	177.579	177.972	178.158
Bread (white, wheat, rye, etc.), including frozen.....	02	110201	06/06	177.417	177.439	177.579	177.972	178.158
White pan bread.....	02	11020111	12/11	144.218	143.916	144.067	144.876	145.316
White hearth bread (French, Italian, etc.).....	02	11020112	12/11	145.246	145.236	145.246	145.578	145.589
Dark wheat breads (whole wheat, cracked wheat, multigrain, etc.).....	02	11020113	12/11	141.287	141.559	141.693	141.240	141.478
Other variety breads (rye, unleavened, raisin, potato, self-rising, salt-free, canned, etc.).....	02	11020114	12/11	131.689	132.067	132.142	132.215	131.857
Rolls (bread-type), muffins, bagels, and croissants.....	02	1105		373.060	372.790	372.160	373.454	373.614
Rolls (bread-type), muffins, bagels, and croissants.....	02	110505	06/06	182.006	181.874	181.567	182.198	182.276
Rolls, hamburger and wiener.....	02	11050501	12/11	132.702	132.650	132.586	132.549	132.331
All other rolls, bread-type (incl. muffins, bagels, and croissants).....	02	11050502	12/11	152.638	152.485	152.074	153.079	153.407
Other sweet goods, excluding frozen.....	02	1107		395.632	395.893	396.469	396.694	394.437
Other sweet goods, excluding frozen.....	02	110703	06/99	245.959	246.121	246.480	246.619	245.216
Soft cakes, excluding frozen.....	02	1108		435.396	435.000	438.871	439.928	439.890
Soft cakes, excluding frozen.....	02	110803	06/99	223.324	223.121	225.107	225.649	225.630
Pies (fruit, cream, and custard), excluding frozen.....	02	1109		478.523	478.145	484.177	484.177	482.211
Pies (fruit, cream, and custard), excluding frozen.....	02	110903	06/99	240.936	240.746	243.783	243.783	242.794
Cookies, crackers, and related products.....	02	1121		277.603	275.915	275.916	276.151	277.447
Cookies, wafers, and ice cream cones and cups (excluding frozen).....	02	112103	06/83	281.929	281.380	281.374	281.815	283.639
Crackers, biscuits, and related products.....	02	112104	06/83	250.302	246.748	246.759	246.619	246.901
Retail bakery products, excluding retail trade.....	02	1130	06/14	163.154	163.154	163.154	163.787	165.170

See footnotes at end of table.

Table 9. Producer price indexes for commodity and service groupings and individual items, not seasonally adjusted — Continued

[February 2025, Index base 1982=100, unless otherwise indicated]

Title	Commodity code		Other index base	Unadjusted index ¹				
	Group code	Item code		Oct. 2024	Nov. 2024 ^P	Dec. 2024 ^P	Jan. 2025 ^P	Feb. 2025 ^P
Retail bakery products, excluding retail trade.....	02	113001	06/14	163.154	163.154	163.154	163.787	165.170
Flour and flour base mixes and doughs.....	02	12		261.741	259.649	260.037	261.005	259.765
Wheat flour.....	02	1203		256.310	249.612	251.208	250.519	248.494
Wheat flour.....	02	120301	06/83	250.232	243.693	245.251	244.578	242.602
Flour base mixes and doughs.....	02	1204		260.171	260.543	260.289	262.114	261.309
Flour base mixes and doughs.....	02	120401	06/83	273.381	273.773	273.505	275.423	274.577
Prepared flour mixes, including refrigerated and frozen doughs and batters, made in flour mills.....	02	1204011	12/11	138.989	138.989	138.989	139.224	139.224
Cake mixes, including gingerbread, made from purchased flour.....	02	1204012	12/11	113.854	113.854	113.854	113.854	113.854
Flour mixes, excluding cake mixes, made from purchased flour.....	02	1204013	12/11	139.365	139.616	139.444	140.625	140.083
Milled rice and byproducts.....	02	13		277.794	277.165	273.749	268.246	267.840
Head rice.....	02	1301		303.607	304.246	303.244	299.541	303.201
Head rice.....	02	130106	06/03	293.992	294.611	293.640	290.054	293.598
Head rice not packaged with other ingredients.....	02	1301066	12/11	131.430	131.790	131.225	129.139	130.069
Milled rice (incl second heads, screenings, brewers, bran, sharps, rice flour, and byproducts).....	02	1302	06/84	157.006	155.762	152.002	147.345	144.367
Milled rice (incl second heads, screenings, brewers, bran, sharps, rice flour, and byproducts).....	02	130201	06/84	157.006	155.762	152.002	147.345	144.367
Cereal and pasta products.....	02	14		300.220	300.039	298.213	298.588	299.192
Dry macaroni, spaghetti, and egg noodle products, made from purchased flour.....	02	1402	06/85	276.071	276.071	264.007	264.835	264.835
Dry macaroni, spaghetti, and egg noodle products, made from purchased flour.....	02	140203	12/02	227.198	227.198	217.270	217.950	217.950
Dry macaroni, spaghetti, and egg noodle products, made from purchased flour.....	02	14020303	06/09	153.112	153.112	146.421	146.880	146.880
Cereal and mill products, other than flour.....	02	1409	06/85	282.607	282.400	282.959	283.206	283.896
Manufactured starch, made by wet milling.....	02	140907	06/85	356.292	342.845	341.909	338.294	340.130
Wheat mill products, corn mill products, and other grain mill products except flour.....	02	140908	06/98	207.835	212.715	214.589	216.656	217.259
Wheat mill products, except flour.....	02	1409081	12/09	101.673	105.645	108.551	111.985	105.393
Corn mill products.....	02	1409082	12/09	144.926	147.618	147.571	146.944	150.925
Other grain mill products.....	02	1409083	12/09	140.183	142.604	143.933	146.462	149.473
Breakfast cereal.....	02	140909	12/11	141.633	141.633	141.633	141.653	141.829
Meats, poultry, and fish.....	02	2		239.438	245.491	242.920	243.242	244.007
Meats.....	02	21		251.220	254.364	254.945	255.701	260.078
Beef and veal products, fresh or frozen.....	02	2101		306.653	319.502	316.304	331.916	325.604
Beef, fresh/frozen variety meats, not canned or made into sausage, made in slaughtering plants.....	02	210126	06/08	274.244	248.280	251.894	291.557	291.601
Beef, fresh/frozen whole/half carcass, not canned or made into sausage, misp.....	02	210131	06/08	241.995	233.784	197.482	237.719	213.948
Beef, fresh/frozen, primal and subprimal cuts, made in slaughtering plants.....	02	210133	12/95	257.109	274.605	276.040	282.498	279.166
Lamb/mutton, fresh or frozen, not canned or made into sausage, made in slaughtering plants.....	02	2103		487.402	487.486	487.486	485.374	484.609
Lamb/mutton, fresh or frozen, not canned or made into sausage, made in slaughtering plants.....	02	210321	12/88	389.854	389.922	389.922	388.232	387.620
Pork products, fresh, frozen, or processed, except sausage.....	02	2104		181.459	181.565	186.861	175.207	189.036
Pork, fresh/frozen, unprocessed, all cuts, except sausage, made in slaughtering plants.....	02	210444	06/01	126.058	126.071	131.785	119.334	134.327
Pork, processed or cured, not canned or made into sausage.....	02	210447	06/01	178.076	178.292	179.738	176.330	179.971
Pork, processed or cured, not canned or made into sausage, made in slaughtering plants.....	02	2104471	06/08	193.266	195.381	195.747	198.843	204.541
Pork, processed or cured, not canned or made into sausage, mfpc.....	02	2104472	06/08	155.415	155.088	156.680	151.841	154.539
Pork, sweet-pickled, dry-cured, or dry salt, not canned or made into sausage, mfpc.....	02	21044721	09/16	126.642	126.591	126.642	122.712	121.500
Smoked hams and picnics, excluding canned, made from purchased carcasses.....	02	21044722	12/11	144.947	144.918	147.905	147.460	151.321
Smoked slab bacon, made from purchased carcasses.....	02	21044723	09/16	126.962	130.507	132.308	127.639	127.721
Smoked sliced bacon, made from purchased carcasses.....	02	21044724	12/11	131.985	133.138	131.209	123.554	129.166
Other smoked pork, not canned or made into sausage, made from purchased carcasses.....	02	21044725	12/11	117.969	124.395	126.185	125.071	123.633
Boiled ham, barbecue pork, and other cooked pork, excluding canned meats and sausage, mfpc.....	02	21044726	12/11	105.302	94.780	103.844	103.565	98.239
Other meats, fresh, frozen, or canned.....	02	2105		237.611	233.809	233.317	231.757	236.758
Fresh/processed sausage, deli & cooked meats, etc.....	02	210503	06/01	215.047	211.225	209.737	208.970	208.706
Fresh and processed sausage, deli, and cooked meats, made in slaughtering plants.....	02	2105031	06/08	232.389	240.100	227.335	235.471	225.021
Fresh and processed sausage, deli, and cooked meats, mfpc.....	02	2105032	06/08	183.866	179.369	179.255	177.669	178.497
Fresh sausage (pork sausage, breakfast links, etc.), excluding canned, mfpc.....	02	21050321	12/11	166.574	161.387	150.841	145.062	147.769
Dry or semidry sausage (salami, cervelat, pepperoni, summer sausage, pork roll, etc), mfpc.....	02	21050322	12/11	146.821	137.547	146.437	147.304	146.910

See footnotes at end of table.

Table 9. Producer price indexes for commodity and service groupings and individual items, not seasonally adjusted — Continued
 [February 2025, Index base 1982=100, unless otherwise indicated]

Title	Commodity code		Other index base	Unadjusted index ¹				
	Group code	Item code		Oct. 2024	Nov. 2024 ^P	Dec. 2024 ^P	Jan. 2025 ^P	Feb. 2025 ^P
Frankfurters, including wieners, excluding canned, made from purchased carcasses.....	02	21050323	12/11	141.812	142.643	142.423	143.010	142.535
Other sausage (smoked or cooked) & jellied goods & similar preparations, excluding canned, mfpc.....	02	21050324	12/11	140.354	144.714	145.599	145.968	146.296
Boxed meat (beef, pork, lamb, etc.), made from purchased carcasses...	02	210504	06/08	146.899	147.551	147.922	142.292	146.671
Canned meats, excluding dog, cat, and baby food.....	02	210579	12/88	298.969	295.460	295.682	301.163	301.692
Frozen ground meat patties and other processed, frozen, or cooked meats, mfpc.....	02	210586	12/01	176.016	172.008	172.061	171.970	179.190
Processed poultry.....	02	22		174.591	182.177	174.644	172.649	168.389
Young chickens, including bulk, chilled, frozen, whole, and in parts.....	02	2203		203.961	202.819	202.407	201.837	191.446
Young chickens, including bulk, chilled, frozen, whole, and in parts.....	02	220333	12/90	201.490	200.363	199.956	199.392	189.127
Turkeys, including frozen, whole, and in parts.....	02	2206		167.507	167.348	167.300	170.203	184.893
Turkeys, including frozen, whole, and in parts.....	02	220611	12/90	166.262	166.104	166.056	168.937	183.518
Canned, cooked, smoked or prepared poultry.....	02	2208		133.982	157.208	136.394	130.283	127.582
Canned, cooked, smoked or prepared poultry.....	02	220811	12/90	110.097	129.183	112.079	107.058	104.838
Chicken hens and other poultry/small game.....	02	2209	12/90	110.214	110.276	109.982	110.956	111.023
Other poultry/small game (duck, goose, rabbit, etc.).....	02	220911	12/90	281.142	281.666	279.198	287.381	287.556
Unprocessed and prepared seafood.....	02	23		421.624	449.595	444.731	456.092	447.329
Unprocessed finfish.....	02	2301		548.527	826.764	728.803	772.099	584.929
Haddock.....	02	230101		341.290	362.136	369.001	413.036	313.930
Halibut.....	02	230102		802.913	701.100	1,091.601	1,247.518	828.443
Flounder.....	02	230131	12/91	183.563	165.359	286.040	264.070	185.077
Cod.....	02	230132	12/91	84.104	106.612	103.226	154.516	107.256
Pollock.....	02	230133	12/91	118.684	406.460	237.177	305.544	178.760
Tuna.....	02	230136	01/16	71.495	75.711	77.703	78.004	83.120
Other finfish.....	02	230199	12/91	477.696	541.481	536.242	457.816	420.147
Unprocessed shellfish.....	02	2305	12/91	297.682	305.091	314.031	327.743	333.024
Shrimp.....	02	230501	12/91	105.208	106.669	109.789	113.616	115.192
Lobsters.....	02	230503	12/91	219.724	222.396	233.594	257.471	285.503
Clams.....	02	230504	12/91	260.701	260.701	260.701	268.400	266.585
Oysters.....	02	230505	01/16	111.424	111.424	111.424	111.424	111.424
Sea scallops.....	02	230506	01/16	149.917	158.402	163.145	166.111	157.627
Mussels.....	02	230507	01/16	134.483	134.483	134.483	134.483	134.483
Prepared fresh and frozen seafood.....	02	2306	12/11	131.052	134.493	134.075	136.055	136.959
Prepared fresh fish/seafood, inc. surimi/surimi-based products.....	02	230601	12/11	148.887	152.106	152.360	154.740	157.120
Prepared frozen fish.....	02	230602	12/11	121.431	122.772	122.849	122.881	123.739
Prepared frozen shellfish.....	02	230603	12/11	125.642	145.096	142.722	152.871	157.237
Other prepared fresh and frozen seafood.....	02	230604	12/11	127.117	121.466	120.256	119.397	114.312
Dairy products.....	02	3		244.951	242.135	238.435	239.403	239.720
Fluid milk products.....	02	31		310.251	308.028	302.351	299.141	300.158
Packaged fluid milk and related products.....	02	3103	12/82	321.700	321.270	313.642	309.444	314.519
Fluid whole milk.....	02	310301		302.265	299.073	292.583	287.162	293.244
Reduced fat and lowfat milk (1/2-2).....	02	310302	12/82	337.189	340.232	331.785	326.099	333.512
Fat free or skim milk.....	02	310303	12/82	333.367	346.813	336.195	334.053	342.034
Other fluid milk related products, packaged, incl. cartons, bottles, cans, and dispenser cans.....	02	310304	12/82	340.545	333.926	326.480	325.615	324.427
Cottage cheese.....	02	3104	12/82	316.657	317.186	317.531	318.807	319.026
Cottage cheese.....	02	310401	12/82	316.657	317.186	317.531	318.807	319.026
Other milk products.....	02	3105	12/82	247.676	248.102	247.195	247.620	247.859
Other milk products.....	02	310501	12/82	247.676	248.102	247.195	247.620	247.859
Yogurt, excluding frozen.....	02	3105011	12/11	121.570	121.693	121.681	122.231	122.042
Other packaged milk products.....	02	3105012	12/11	152.866	153.296	151.891	151.486	152.232
Bulk fluid milk and cream.....	02	3106	12/91	243.711	234.951	228.331	222.960	216.684
Bulk fluid milk and cream.....	02	310601	12/91	243.711	234.951	228.331	222.960	216.684
Butter.....	02	32		189.115	189.733	182.923	185.235	175.816
Butter.....	02	3201		189.115	189.733	182.923	185.235	175.816
Butter.....	02	320114	06/84	188.745	189.361	182.565	184.872	175.472
Natural, processed, and imitation cheese.....	02	33		198.214	193.591	188.825	191.221	190.395
Natural cheese, except cottage cheese.....	02	3302		186.836	181.475	177.473	180.264	179.804
Natural cheese, except cottage cheese.....	02	330212	06/88	204.935	199.054	194.665	197.727	197.221
Natural cheese, except lowfat, shipped in consumer packages or containers (3 lbs or less).....	02	3302121	12/07	134.323	134.690	134.725	134.259	134.212
Natural cheese, except lowfat, shipped in packages or containers (more than 3 lbs) or bulk.....	02	3302122	12/07	105.167	99.566	95.327	98.597	98.201
Lowfat natural cheese, except cottage cheese, shipped in consumer packages (3 lbs. or less).....	02	3302123	06/10	121.294	121.214	121.166	121.967	121.865
Lowfat natural cheese, except cottage cheese, shipped in packages (more than 3 lbs.) or in bulk.....	02	3302124	06/10	144.936	134.328	127.357	132.364	131.467
Processed cheese and related products.....	02	3303		203.144	202.885	194.708	193.858	191.347

See footnotes at end of table.

Table 9. Producer price indexes for commodity and service groupings and individual items, not seasonally adjusted — Continued
 [February 2025, Index base 1982=100, unless otherwise indicated]

Title	Commodity code		Other index base	Unadjusted index ¹				
	Group code	Item code		Oct. 2024	Nov. 2024 ^P	Dec. 2024 ^P	Jan. 2025 ^P	Feb. 2025 ^P
Process cheese and related products.....	02	330312	06/88	215.923	215.648	206.957	206.053	203.385
Process cheese, shipped in consumer packages or containers (3 lbs. or less).....	02	3303121	06/10	134.859	133.900	130.408	132.508	131.601
All other process cheese and related products.....	02	3303122	06/10	158.136	158.653	150.518	147.418	144.769
Process cheese shipped in packages or containers (more than 3 lbs.) or in bulk.....	02	33031221	06/10	161.871	169.144	156.466	140.979	140.461
Cheese food, spread, and other related products.....	02	33031225	12/11	121.912	116.895	114.117	121.616	117.812
Raw liquid whey.....	02	3307	12/04	340.401	339.881	344.341	366.872	365.632
Raw liquid whey.....	02	330701	12/04	340.401	339.881	344.341	366.872	365.632
Ice cream and frozen desserts.....	02	34		290.251	289.501	290.424	291.678	291.433
Ice cream and frozen desserts.....	02	3402	06/83	286.342	285.603	286.513	287.751	287.508
Ice cream and frozen desserts.....	02	340201	06/83	286.342	285.603	286.513	287.751	287.508
Ice cream, excl. lowfat and nonfat (incl. custards), shipped in bulk (containers 3 gal or more).....	02	3402011	12/11	139.992	139.040	139.003	142.558	141.416
Ice cream, incl. custards (excl. lowfat and nonfat) shipped in sizes less than 3 gallons.....	02	3402012	12/11	131.875	131.519	131.626	131.900	131.763
Ice cream, including custards (excluding lowfat and nonfat), novelty forms.....	02	3402013	12/11	139.254	139.037	140.388	141.358	141.479
Ice cream, including custards, lowfat and nonfat.....	02	3402014	12/11	122.316	121.493	122.065	123.194	123.251
Frozen desserts containing fats other than butterfat (incl. soy, rice, almond, oats, etc.).....	02	3402016	12/22	104.812	104.503	104.572	104.624	104.503
Other frozen desserts (yogurt, sherbet, water ices, mellorine, frozen pudding, gelato, etc.).....	02	3402019	12/11	144.215	144.319	144.317	143.820	143.562
Dry, condensed, and evaporated milk products.....	02	35		191.735	191.749	194.168	196.633	201.880
Dry milk products, including feed grade.....	02	3502	12/83	162.737	162.676	165.324	168.948	173.332
Dry milk products, including feed grade.....	02	350201	12/83	162.737	162.676	165.324	168.948	173.332
Liquid milk products.....	02	3503	12/83	238.094	240.592	243.990	243.588	252.551
Consumer-type canned milk products, excluding alternatives.....	02	350301	12/83	291.160	291.431	291.368	291.437	293.633
Concentrated milk products shipped in bulk (barrels, drums, and tanks).....	02	350303	12/83	167.843	172.597	179.525	178.640	194.383
Ice cream mixes and related products.....	02	3505	06/02	177.671	174.500	171.669	167.600	169.310
Ice cream mixes and related products.....	02	350502	06/02	177.671	174.500	171.669	167.600	169.310
Processed fruits and vegetables.....	02	4		293.755	292.594	293.629	295.158	297.314
Canned fruits and juices.....	02	41		314.666	315.856	314.917	316.377	326.044
Canned fruits, excluding baby foods.....	02	4101		310.821	311.292	306.787	304.332	311.157
Canned fruits, excluding baby foods.....	02	410105	12/87	273.797	274.212	270.243	268.080	274.092
Canned and fresh fruit juices, nectars, and concentrates.....	02	4102		324.324	325.963	327.092	330.882	342.442
Canned and fresh fruit juices, nectars, and concentrates.....	02	410239	12/87	266.981	268.330	269.259	272.379	281.895
Frozen fruits, juices and ades.....	02	42		326.315	320.783	340.154	339.958	338.468
Frozen fruits.....	02	4202		287.845	287.374	287.975	287.499	283.872
Frozen fruits.....	02	420209	12/90	271.671	271.226	271.794	271.344	267.921
Canned vegetables and juices.....	02	44		249.859	249.646	249.150	250.567	251.083
Canned vegetables and juices.....	02	4401		249.859	249.646	249.150	250.567	251.083
Canned vegetables.....	02	440102	12/87	273.867	272.253	271.917	273.155	274.445
Canned catsup and other tomato based sauces.....	02	440127	12/87	222.714	223.384	222.824	224.463	224.461
Frozen vegetables.....	02	45		315.701	314.129	313.602	313.572	313.368
Frozen potato products (French-fried, patties, puffs, etc.).....	02	4502	12/90	344.713	344.713	344.713	344.713	344.713
Frozen potato products (French-fried, patties, puffs, etc.).....	02	450202		434.147	434.147	434.147	434.147	434.147
Frozen vegetables, other than potato products.....	02	4505	12/90	193.286	190.857	190.041	189.995	189.680
Frozen vegetables, other than potato products.....	02	450509	06/97	189.821	187.434	186.633	186.588	186.279
Dried and dehydrated food.....	02	48	12/03	210.241	206.908	207.726	211.815	211.462
Dried and dehydrated food.....	02	4801	12/03	210.241	206.908	207.726	211.815	211.462
Dried and dehydrated food.....	02	480101	12/03	210.241	206.908	207.726	211.815	211.462
Soup mixes (including dried/dehydrated/freeze-dried) and bouillon.....	02	48010101	12/11	125.913	125.913	125.913	125.913	125.913
Dried and dehydrated fruits and vegetables, including freeze-dried.....	02	48010102	12/11	140.767	139.309	140.081	142.253	141.920
Sugar and confectionery.....	02	5		293.927	298.577	308.778	307.133	301.076
Raw cane sugar and sugar cane mill products and byproducts.....	02	52		229.929	224.433	223.810	218.552	215.804
Raw cane sugar and sugarcane mill products and byproducts.....	02	5201		229.929	224.433	223.810	218.552	215.804
Raw cane sugar and sugarcane mill products and byproducts.....	02	520106	12/03	212.240	207.167	206.592	201.739	199.201
Refined sugar products and byproducts.....	02	53		261.486	261.366	261.647	260.737	260.025
Refined sugar products and byproducts.....	02	5307	12/02	217.718	217.618	217.852	217.095	216.502
Refined granulated cane sugar and byproducts.....	02	530701	12/02	233.764	233.195	233.932	233.581	231.498
Beet sugar.....	02	530702	12/02	207.248	207.547	207.355	206.239	206.909
Confectionery materials.....	02	54		324.522	346.689	382.356	369.834	336.486
Confectionery materials.....	02	5401		324.522	346.689	382.356	369.834	336.486
Corn sweeteners, made by wet milling.....	02	540107	06/85	274.444	263.951	264.063	265.224	262.719
Chocolate coatings, made from cacao beans.....	02	540108	06/83	358.851	383.515	514.240	479.790	385.770

See footnotes at end of table.

Table 9. Producer price indexes for commodity and service groupings and individual items, not seasonally adjusted — Continued

[February 2025, Index base 1982=100, unless otherwise indicated]

Title	Commodity code		Other index base	Unadjusted index ¹				
	Group code	Item code		Oct. 2024	Nov. 2024 ^P	Dec. 2024 ^P	Jan. 2025 ^P	Feb. 2025 ^P
Other chocolate and cocoa products, made from cacao beans.....	02	540109	06/83	602.052	716.312	828.869	782.733	674.597
Confectionery end products.....	02	55		324.594	326.005	332.349	334.651	335.805
Candy and nuts.....	02	5503	06/83	293.243	294.604	300.723	302.943	304.057
Chocolate and chocolate-type confectionery products.....	02	550301	06/83	294.282	296.070	297.141	302.327	305.180
Chocolate/chocolate-type confectionery prods, cacao beans.....	02	5503011	12/11	145.577	145.577	145.577	148.042	155.528
Chocolate/confectionery products, made from purchased chocolate, not retailed.....	02	5503014	12/11	126.247	127.165	127.715	129.957	130.144
Nonchocolate-type confectioneries.....	02	550302	06/83	291.032	291.032	292.714	293.093	293.100
Nuts and seeds (salted, roasted, cooked or blanched).....	02	550304	06/91	207.189	208.634	220.087	220.280	220.270
Nuts (salted, roasted, cooked, or blanched), sold in bulk.....	02	5503041	06/08	125.451	126.474	134.118	134.007	133.714
Canned nuts (salted, roasted, cooked, or blanched).....	02	5503042	06/08	133.410	134.561	133.618	134.108	138.773
All other packaged nuts, including all types of seeds (salted, roasted, cooked, or blanched).....	02	5503043	06/08	175.543	173.426	173.028	177.886	181.136
Other confectionery-type products.....	02	550305	06/91	230.080	230.080	230.080	230.080	230.080
Beverages and beverage materials.....	02	6		259.532	260.493	261.108	262.419	261.558
Alcoholic beverages.....	02	61		219.809	220.136	220.297	220.187	220.530
Malt beverages.....	02	6101		234.832	235.082	235.252	235.771	236.614
Bottled beer and ale.....	02	610101		201.746	203.023	203.033	203.147	206.315
Canned beer and ale.....	02	610103		241.017	240.985	241.377	241.914	242.196
Beer and ale in barrels and kegs.....	02	610105	06/82	326.962	326.896	326.980	327.324	327.324
All other malt beverages and brewing products.....	02	610108	12/03	114.183	114.154	114.202	116.067	116.421
Distilled and bottled liquor, excluding brandy.....	02	6102		194.849	194.847	194.705	194.709	194.709
Distilled liquor, excluding brandy.....	02	610202	12/11	100.567	100.567	100.397	100.402	100.402
Distilled whiskey, all other distilled liquor, excluding brandy.....	02	6102022	12/11	115.960	115.960	115.764	115.769	115.769
Bottled liquor, excluding brandy.....	02	610204	12/11	105.061	105.059	105.069	105.069	105.069
Bottled whiskey.....	02	6102041	06/12	102.797	102.797	102.797	102.797	102.797
Bottled gin, vodka, rum, cordials, cocktails, and similar compounds.....	02	6102042	06/12	106.414	106.411	106.411	106.411	106.411
Wines, brandy, and brandy spirits.....	02	6104	12/83	207.734	208.325	208.645	207.759	207.719
Wines, brandy, and brandy spirits.....	02	610441	06/06	132.485	132.862	133.066	132.501	132.475
Wines, white, red & rose grape, and other fruit, 14 percent or less alcohol.....	02	6104411	12/11	116.587	116.923	117.043	116.570	116.584
Wines, white grape, 14 percent or less alcohol content.....	02	61044111	12/11	118.120	118.566	118.742	119.284	119.327
Wines, red grape, 14 percent or less alcohol content.....	02	61044112	12/11	112.424	112.617	112.725	111.213	111.221
Wines, rose grape & other fruits & berries, 14 percent or less alcohol.....	02	61044113	12/11	144.950	145.909	145.139	145.483	145.029
Wines, dessert, effervescent, and wine coolers.....	02	6104412	12/11	129.024	128.472	131.871	130.550	129.888
Other wines, brandy, and brandy spirits.....	02	6104413	12/11	148.069	149.079	147.958	147.501	147.349
Soft drinks.....	02	62		290.148	293.199	294.335	296.943	294.665
Soft drinks, non-carbonated and bottled water.....	02	6206		243.452	243.903	241.932	244.136	242.832
Bottled water, non-carb, processed or pasteurized.....	02	620608	12/03	118.396	117.998	118.288	116.214	114.939
Soft drinks, non-carbonated.....	02	620609		266.324	268.060	263.392	272.129	271.992
Soft drinks, non-carbonated, iced tea and other types.....	02	6206093	12/07	140.689	142.853	136.317	148.102	147.084
Soft drinks, non-carbonated, fruit drinks, cocktails, ades.....	02	6206094	12/11	136.367	136.503	136.572	136.714	137.216
Soft drinks, carbonated, bottle/can, all types.....	02	6210	12/11	171.705	173.465	176.727	180.127	177.420
Soft drinks, carbonated, bottle/can, all types.....	02	621001	12/11	171.705	173.465	176.727	180.127	177.420
Soft drinks, energy and sport.....	02	6211	01/24	103.095	105.492	104.197	102.651	103.284
Soft drinks, energy and sport.....	02	621101	01/24	103.095	105.492	104.197	102.651	103.284
Packaged beverage materials.....	02	63		278.814	279.298	280.446	282.419	281.688
Coffee (whole bean, ground, & instant).....	02	6301		288.601	289.152	290.405	292.742	291.937
Coffee, concentrated, including coffee substitutes.....	02	630103		201.905	201.905	201.905	204.189	204.678
Roasted coffee.....	02	630104	06/88	255.445	255.944	257.081	259.129	258.384
Tea in consumer packages, exc. canned ice tea.....	02	6303		214.954	214.954	215.338	214.577	214.392
Tea in consumer packages, exc. canned ice tea.....	02	630313	12/85	182.271	182.271	182.597	181.951	181.794
Other beverage materials.....	02	64		340.911	334.032	334.030	338.193	335.543
Other beverage materials.....	02	6401		340.911	334.032	334.030	338.193	335.543
Malt and malt byproducts.....	02	640101		168.628	168.596	168.591	166.116	162.159
Liquid beverage bases, excluding use by soft drink bottlers.....	02	640109	12/85	301.977	292.895	292.895	300.605	300.605
Fats and oils.....	02	7		316.462	324.535	321.923	316.663	316.115
Shortening, cooking oil, and margarine.....	02	78		349.505	356.065	356.457	356.053	355.305
Shortening, cooking oil, and margarine.....	02	7801		349.505	356.065	356.457	356.053	355.305
Shortening and cooking oils.....	02	780115	12/11	114.025	117.361	117.983	118.104	117.801
Other oilseed processing.....	02	7A	12/04	255.121	263.574	258.179	252.356	248.279
Other oilseed processing.....	02	7A01	12/04	255.121	263.574	258.179	252.356	248.279
Cotton linters.....	02	7A0104	12/11	48.707	49.954	49.954	49.954	50.266
Cottonseed cake, meal, hulls, and other byproducts.....	02	7A0105	12/11	102.667	104.552	100.465	94.342	95.159
Cottonseed cake and meal.....	02	7A01051	12/11	119.525	118.663	107.520	93.804	91.128

See footnotes at end of table.

Table 9. Producer price indexes for commodity and service groupings and individual items, not seasonally adjusted — Continued

[February 2025, Index base 1982=100, unless otherwise indicated]

Title	Commodity code		Other index base	Unadjusted index ¹				
	Group code	Item code		Oct. 2024	Nov. 2024 ^P	Dec. 2024 ^P	Jan. 2025 ^P	Feb. 2025 ^P
Other crude and refined vegetable oils and other vegetable mill products.....	02	7A0106	12/11	183.585	182.253	182.530	182.330	176.326
Other crude vegetable oils, including linseed, peanut, sunflower, safflower, etc.....	02	7A01061	12/11	230.235	229.366	230.458	230.042	224.611
Other vegetable oil mill products, including all oil seed cake and meal.....	02	7A01063	12/11	107.927	106.772	106.505	106.663	102.083
Corn oil, crude and refined.....	02	7B	01/16	161.925	166.405	166.128	156.380	164.665
Corn oil, made by wet milling.....	02	7B01	01/16	161.925	166.405	166.128	156.380	164.665
Corn oil, made by wet milling.....	02	7B0101	01/16	161.925	166.405	166.128	156.380	164.665
Miscellaneous processed foods.....	02	8		296.493	296.892	299.232	303.042	317.541
Canned jams, jellies, and preserves.....	02	81		245.249	245.295	245.295	245.081	244.954
Canned jams, jellies, and preserves.....	02	8101		245.249	245.295	245.295	245.081	244.954
Canned jams, jellies, and preserves.....	02	810102	12/87	217.067	217.107	217.107	216.918	216.806
Pickles and other pickled products, including horseradish.....	02	82		308.790	308.790	308.790	308.790	308.790
Pickles and other pickled products.....	02	8201		308.790	308.790	308.790	308.790	308.790
Pickles and other pickled products, including horseradish.....	02	820106	12/86	275.992	275.992	275.992	275.992	275.992
Specialty canning.....	02	84		328.847	327.304	327.407	332.339	332.406
Specialty canning.....	02	8401		328.847	327.304	327.407	332.339	332.406
Canned dry beans.....	02	840102	12/82	223.702	222.356	224.228	224.696	225.050
Canned soups and stews, excluding frozen and seafood.....	02	840104	12/82	451.112	449.941	450.162	452.697	452.697
Canned baby foods and other canned specialty/nationality foods.....	02	840105	06/08	147.335	145.898	145.248	152.262	152.268
Other canned specialty/nationality foods.....	02	8401052	09/24	105.496	104.109	103.481	109.370	109.370
Frozen specialty food.....	02	85		232.707	231.783	232.042	233.197	233.248
Frozen specialty food.....	02	8501		232.707	231.783	232.042	233.197	233.248
Frozen cakes, pies, and other pastries.....	02	850109	12/82	349.143	345.757	345.315	355.505	355.743
Frozen dinners (beef, pork, and poultry pies) and nationality foods, incl. frozen pizza.....	02	850111	12/82	185.314	184.996	185.207	184.813	184.829
Other frozen specialties, incl. all whipped topping, waffles, soups, etc., excluding seafood.....	02	850113	12/82	290.190	289.079	290.442	288.961	288.961
Prepared sauces, except tomato.....	02	86		263.405	263.405	257.685	257.685	257.685
Prepared sauces, excluding tomato-based sauces and sauces comprised of 20 percent or more meat.....	02	8601		263.405	263.405	257.685	257.685	257.685
Prepared sauces, excluding tomato-based sauces and sauces comprised of 20 percent or more meat.....	02	860103	12/86	218.456	218.456	213.711	213.711	213.711
Other miscellaneous processed foods.....	02	89		324.638	322.969	324.753	324.732	324.585
Other miscellaneous processed foods.....	02	8901		324.638	322.969	324.753	324.732	324.585
Mayonnaise, salad dressings, and sandwich spreads.....	02	890102	12/86	297.077	296.474	296.474	297.686	297.686
Dry mix food preparations.....	02	890148	06/91	162.581	162.581	162.581	162.680	162.680
Perishable non-frozen prepared food, including tortillas.....	02	890149	06/91	190.425	192.464	198.053	192.207	191.035
Perishable prepared foods.....	02	8901492	12/07	132.518	133.911	138.820	133.685	132.656
Flavoring extracts, emulsions, liquid flavors, and food colorings.....	02	890151	12/85	346.067	346.067	346.067	346.067	346.067
Other flavoring agents, except chocolate syrup.....	02	890154	12/00	174.943	173.957	173.359	177.818	177.762
Soft drink flavoring syrup, sold in bulk.....	02	89015411	12/11	164.481	164.481	164.481	171.194	171.107
Other flavoring agents (except chocolate syrups).....	02	89015412	12/11	133.396	133.396	133.396	138.372	138.372
Table salt (evaporated), pepper (white and black), and other spices.....	02	890156	06/91	302.836	303.418	302.618	303.172	303.331
Pepper and other spices in commercial sizes (1 lb or more).....	02	8901566	05/17	133.391	134.820	133.222	134.023	134.253
Peanut butter.....	02	890158	06/91	172.911	170.548	174.037	173.892	174.124
Ice.....	02	890161	12/85	303.324	303.324	303.889	303.889	304.257
Dairy product alternatives, including plant-based.....	02	890162	06/92	197.859	197.289	197.097	197.222	200.568
Dry, condensed, and evaporated dairy product alternatives, including plant-based.....	02	8901621	12/09	136.364	135.901	135.718	135.951	136.164
Liquid dairy product alternatives, including plant-based.....	02	8901622	12/09	126.623	126.317	126.236	126.194	130.081
Perishable beverage dairy milk alternatives, including plant-based.....	02	89016221	09/23	98.319	98.163	98.163	98.096	101.949
All other liquid dairy product alternatives, including plant-based.....	02	89016222	09/23	105.557	104.975	104.657	104.764	104.663
Chips (potato, corn, etc.).....	02	890172	12/85	311.172	311.103	311.103	313.885	313.909
Potato chips and sticks, plain and flavored.....	02	8901721	12/07	175.234	175.234	175.234	179.393	179.393
Corn chips and related products.....	02	8901722	12/07	213.711	213.712	213.712	213.712	213.712
Other chips, sticks (hard pretzels, bacon rinds, popcorn (except candied), etc.).....	02	8901723	12/07	196.203	196.053	196.053	196.053	196.106
Vinegar and cider.....	02	890174	12/85	205.271	205.271	205.271	205.271	205.271
Other food preparations.....	02	890175	12/85	343.659	310.783	306.690	310.513	310.540
Prepared animal feeds.....	02	9		231.196	230.078	231.006	231.214	233.387
Soybean cake, meal, and other byproducts.....	02	92		134.955	132.692	130.549	129.121	127.638
Soybean cake, meal, and byproducts.....	02	9201		134.955	132.692	130.549	129.121	127.638
Soybean cake, meal, and byproducts.....	02	920112	12/04	164.611	161.851	159.237	157.495	155.686
Soybean cake and meal.....	02	9201121	12/09	92.300	90.506	88.938	88.737	87.722
Other soybean products, including isolates and concentrates.....	02	9201122	12/09	150.121	151.199	150.309	137.396	135.748
Formula feeds.....	02	93		253.431	252.371	255.333	257.378	261.439

See footnotes at end of table.

Table 9. Producer price indexes for commodity and service groupings and individual items, not seasonally adjusted — Continued
 [February 2025, Index base 1982=100, unless otherwise indicated]

Title	Commodity code		Other index base	Unadjusted index ¹				
	Group code	Item code		Oct. 2024	Nov. 2024 ^P	Dec. 2024 ^P	Jan. 2025 ^P	Feb. 2025 ^P
Formula feeds.....	02	9301		253.431	252.371	255.333	257.378	261.439
Chicken and turkey feed, supplements, concentrates, and premixes. . . .	02	930102	12/86	228.965	226.276	227.755	229.527	230.498
Dairy cattle feed, supplements, concentrates, and premixes.	02	930110	12/11	120.929	120.989	124.660	127.270	128.668
Swine feed, supplements, concentrates, and premixes.	02	930115	12/11	131.773	131.901	133.015	133.741	143.356
Beef cattle feed, supplements, concentrates, and premixes.	02	930117	12/11	115.053	114.836	116.322	116.304	116.100
Poultry, exc. chicken and turkey, and livestock, exc. cattle and swine, feed.	02	930118	12/86	354.899	354.947	355.043	355.056	354.583
Miscellaneous feedstuffs.	02	94		314.445	313.768	315.227	315.122	318.504
Pet food.	02	9402		359.338	359.328	358.997	359.814	361.096
Dog and cat food.	02	940202	12/85	311.922	311.951	311.947	312.668	313.888
Dog food.	02	9402021	12/10	158.527	158.549	158.546	158.547	159.119
Canned dog food.	02	94020211	12/10	186.151	186.281	186.281	186.281	186.281
Dry and semi moist dog food.	02	94020214	12/11	144.982	144.982	144.979	144.980	145.628
Cat food.	02	9402022	12/10	165.366	165.366	165.366	166.621	167.381
Canned cat food.	02	94020224	12/11	167.111	167.111	167.111	167.111	167.111
Dry and semi moist cat food.	02	94020225	12/10	152.936	152.936	152.936	154.387	155.265
Pet (excluding dog and cat), laboratory, and fur animal feed.	02	940203	12/85	249.428	248.926	245.000	245.407	244.906
Miscellaneous feedstuffs other than pet food.	02	9403		262.349	261.065	264.160	263.192	268.443
Meat meal and meat and bone meal.	02	940301		134.926	135.795	139.426	128.298	125.499
Wet process corn byproducts.	02	940317	06/85	167.316	169.345	178.185	178.287	178.190
Other animal feeds, including fertilizer byproducts and feather.	02	940325	12/97	186.248	185.964	186.241	187.100	186.402
Animal and marine feed and fertilizer byproducts, except meat and bone meal.	02	9403252	06/09	92.408	93.006	92.437	90.531	88.185
Other prepared animal feeds, including feeding materials and adjuncts.	02	9403253	06/09	115.585	114.807	115.555	117.989	119.185
Miscellaneous byproducts of slaughtering plants.	02	940333	06/01	496.050	489.437	491.592	491.037	513.234
Distillers' dried grains (dark and light) and dried solubles.	02	940334	12/22	74.707	74.784	74.867	75.795	75.194
Textile products and apparel.	03	—		185.183	183.661	185.081	186.437	185.709
Synthetic fibers.	03	1		165.715	158.196	164.428	169.504	163.832
Unprocessed filament yarns.	03	15		171.712	163.921	170.379	175.639	169.761
Noncellulosic and cellulosic organic fibers.	03	1504	05/22	105.877	101.073	105.055	108.298	104.674
Noncellulosic fibers.	03	150401		157.919	149.402	156.601	162.036	155.677
Noncellulosic organic fibers.	03	1504014	06/05	141.205	131.572	139.700	144.962	137.669
Polyester manufactured fibers.	03	15040147	06/11	127.276	127.276	127.276	131.745	131.745
Other noncellulosic organic fibers, incl. polyamide, polyolefin, and producer-textured.	03	15040149	06/11	130.611	117.263	128.525	133.532	123.426
Processed yarns and threads.	03	2		174.630	174.469	176.235	176.342	175.808
Yarns.	03	26		168.359	168.200	169.945	170.051	169.523
Spun cotton yarns.	03	2601		149.943	149.943	150.267	150.267	150.267
Spun cotton yarns.	03	260115	05/22	79.556	79.556	79.728	79.728	79.728
Spun synthetic yarns.	03	2603		159.183	159.183	159.183	159.183	159.183
Spun synthetic yarns.	03	260304	12/94	142.681	142.681	142.681	142.681	142.681
Textured and twisted yarns.	03	2604	12/88	176.229	175.890	178.954	179.180	178.053
Textured and twisted yarns.	03	260405	05/22	93.301	93.122	94.744	94.864	94.267
Other spun noncellulosic and natural fiber (excluding cotton and wool) yarns.	03	2607	06/08	134.706	134.706	136.548	136.548	136.548
Other spun noncellulosic and natural fiber (excluding cotton and wool) yarns.	03	260701	06/08	134.706	134.706	136.548	136.548	136.548
Greige fabrics.	03	3		169.107	168.528	168.600	168.468	168.449
Greige broadwoven fabrics.	03	37		176.297	176.173	176.284	176.091	176.014
Greige manmade, silk, and other natural fiber (exc cotton/wool) broadwoven fabrics.	03	3703		170.830	171.154	171.289	170.869	170.746
Greige manmade, silk, and other natural fiber (exc cotton/wool) broadwoven fabrics.	03	370304	12/94	150.110	150.394	150.513	150.144	150.036
Greige knit fabrics.	03	38		193.981	194.255	194.255	194.255	194.528
Weft (circular) knit fabrics, greige goods (excluding hosiery).	03	3803		173.252	173.252	173.252	173.252	173.252
Weft (circular) knit fabrics, greige goods (excluding hosiery).	03	380301		173.252	173.252	173.252	173.252	173.252
Warp knit fabrics, greige goods (excluding hosiery).	03	3804		223.047	223.604	223.604	223.604	224.162
Warp knit fabrics, greige goods (excluding hosiery).	03	380401		223.047	223.604	223.604	223.604	224.162
Tire cord and tire fabric.	03	39	06/84	136.923	134.727	134.727	134.697	134.697
Tire cord and tire fabrics.	03	3901	06/84	136.923	134.727	134.727	134.697	134.697
Tire cord and tire fabrics.	03	390101	06/84	136.923	134.727	134.727	134.697	134.697
Finished fabrics.	03	4		203.624	203.163	203.205	203.708	204.780
Finished broadwoven fabrics.	03	42		215.215	215.254	214.750	215.154	215.928
Finished cotton broadwoven fabrics.	03	4201		195.800	195.912	195.242	194.862	—
Finished cotton broadwoven fabrics.	03	420104	12/94	173.377	173.476	172.884	172.547	—

See footnotes at end of table.

Table 9. Producer price indexes for commodity and service groupings and individual items, not seasonally adjusted — Continued

[February 2025, Index base 1982=100, unless otherwise indicated]

Title	Commodity code		Other index base	Unadjusted index ¹				
	Group code	Item code		Oct. 2024	Nov. 2024 ^P	Dec. 2024 ^P	Jan. 2025 ^P	Feb. 2025 ^P
Finished manmade, silk, and other natural fiber (exc. cotton and wool) broadwoven fabrics.....	03	4203		228.824	228.824	228.387	229.269	230.247
Finished manmade, silk, and other natural fiber (exc. cotton and wool) broadwoven fabrics.....	03	420306	12/94	188.391	188.391	188.031	188.757	189.563
Finished manmade, silk, & natural fiber (exc cotton/wool) broadwoven, finished in weaving mills.....	03	4203061	06/10	125.748	125.748	125.748	125.748	125.748
Finished manmade fiber, silk and other natural fiber broadwoven fabrics, finishing mill.....	03	4203062	06/10	176.130	176.130	175.594	176.676	177.877
Woven and braided narrow fabrics.....	03	44		270.966	271.137	271.145	271.401	271.402
Woven and braided narrow fabrics.....	03	4402	06/84	270.966	271.137	271.145	271.401	271.402
Woven narrow fabrics (12 inches or less in width).....	03	440204	12/89	231.165	231.336	231.344	231.227	231.228
Braided narrow fabrics (12 inches or less in width).....	03	440205	12/08	227.651	227.651	227.651	229.761	229.761
Nonwoven fabrics and felts.....	03	45		200.089	198.761	199.133	200.240	200.190
Nonwoven fabrics and felts.....	03	4503		200.089	198.761	199.133	200.240	200.190
Nonwoven fabrics.....	03	450321		198.838	197.423	197.812	198.865	198.787
Pressed, punched, or needled felts, excluding hats.....	03	450333	12/01	135.399	135.526	135.570	136.833	137.096
Coated fabrics, not rubberized.....	03	46	06/85	265.754	265.649	265.825	265.555	268.329
Coated fabrics, not rubberized.....	03	4601	06/85	265.754	265.649	265.825	265.555	268.329
Vinyl coated fabrics, including expanded vinyl coated.....	03	460102	06/85	247.451	247.752	248.015	248.015	248.015
Coated or laminated fabrics and coated yarns, incl. impregnated fabrics.....	03	460103	06/85	277.435	277.159	277.302	276.914	280.889
Screen printed textile materials, embroideries, and lace goods.....	03	47	06/85	226.101	225.682	225.621	225.935	228.006
Screen printed textile and apparel materials and embroideries.....	03	4701	06/85	226.415	225.994	225.933	226.249	228.331
Embroideries (excluding Schiffl machine products) and embroidery contractors.....	03	470103	12/11	135.846	134.198	133.852	133.946	134.775
Screen printing on garments, apparel accessories, and other fabric articles, excluding labels.....	03	470108	12/85	225.499	225.623	225.683	226.037	228.291
Knit fabrics, finished in knitting mills.....	03	48	12/03	174.949	175.865	176.214	177.360	177.964
Weft (circular) knit fabrics, knit and finished in the same establishment (excluding hosiery).....	03	4801	12/03	198.953	198.620	198.620	200.543	200.543
Weft (circular) knit fabrics, knit and finished in the same establishment (excluding hosiery).....	03	480101	12/03	198.953	198.620	198.620	200.543	200.543
Warp knit goods, knit and finished in the same establishment.....	03	4802	12/03	156.452	158.519	159.191	159.654	160.818
Warp knit goods, knit and finished in the same establishment.....	03	480201	12/03	156.452	158.519	159.191	159.654	160.818
Warp knit fabrics, knit and finished in same establishment.....	03	4802011	06/08	174.728	177.077	177.841	178.358	179.659
Apparel & other fabricated textile prods.....	03	8		182.868	183.109	183.141	183.773	184.079
Apparel.....	03	81		159.826	160.264	160.271	161.124	161.252
Miscellaneous apparel and accessories.....	03	8104	12/83	232.686	233.861	233.861	237.470	238.526
Men's and boys' fabric, straw, and felt hats, made from purchased materials.....	03	810414	12/09	186.721	186.721	186.721	193.132	193.132
Women's, girls', and infants' fabric, straw, and felt hats, made from purchased materials.....	03	810415	12/09	132.002	132.002	132.002	132.002	132.002
Hat bodies and fabric caps, made from purchased materials.....	03	810416	12/09	189.847	189.847	189.847	189.849	189.849
Gloves and mittens, made from purchased materials.....	03	810424	12/11	151.182	151.182	151.182	151.182	151.182
Leather and sheep-lined apparel, made from purchased materials.....	03	810428	12/03	202.935	202.935	202.935	209.379	209.379
Apparel and accessories, n.e.c.....	03	810441	12/85	193.733	195.301	195.301	197.774	199.185
All other cut and sew apparel, made from purchased materials.....	03	81044118	12/22	105.832	105.832	105.832	107.748	108.840
Fabricated apparel accessories.....	03	8104412	06/09	147.765	151.823	151.823	151.823	151.823
All other apparel accessories, made from purchased materials.....	03	81044125	12/11	141.426	145.310	145.310	145.310	145.310
Women's, girls', and infants' cut and sew apparel.....	03	8106	12/03	108.939	108.939	108.953	108.955	108.840
Women's and girls' blouses and shirts, made from purchased fabrics.....	03	810603	12/22	98.668	98.668	98.668	98.668	98.668
Women's and girls' dresses, made from purchased fabrics.....	03	810611	12/03	103.903	103.903	103.903	103.903	103.903
Women's and girls' lingerie and nightwear, made from purchased fabrics.....	03	810647		161.591	161.591	161.591	161.678	161.678
Women's and girls' other outerwear, made from purchased fabrics.....	03	810661	12/22	101.498	101.499	101.499	101.499	101.117
Men's and boys' cut and sew apparel.....	03	8107	12/03	139.934	140.852	140.850	141.453	141.426
Men's and boys' pants, except work pants, made from purchased fabrics.....	03	810703	12/22	92.859	92.859	92.859	92.859	92.859
Men's and boys' work clothing, made from purchased fabrics.....	03	810713	12/22	101.023	104.189	104.182	105.318	105.082
Men's and boys' shirts, except work shirts, made from purchased fabrics.....	03	810723	12/22	102.373	102.373	102.373	103.023	103.023
Men's and boys' suits, coats, and overcoats, made from purchased fabrics.....	03	810735	12/13	127.839	127.839	127.839	127.839	127.839
Men's and boys' other outerwear, made from purchased fabrics.....	03	810744	12/22	101.227	101.421	101.421	101.718	101.965
Men's and boys' nightwear, robes, and underwear, made from purchased fabrics.....	03	810761	12/03	162.352	162.352	162.352	168.061	168.061
Apparel made in knitting mills.....	03	8108	12/03	124.825	124.825	124.825	124.993	124.993
Knit outerwear, underwear, and nightwear, made in knitting mills.....	03	810808	05/16	114.417	114.417	114.417	115.043	115.043
Knit outerwear, made in knitting mills.....	03	8108084	06/05	136.572	136.572	136.572	137.319	137.319
Other knit outerwear (exc. sweaters & shirts) and apparel products, made in knitting mills.....	03	81080845	05/24	99.938	99.938	99.938	99.907	99.907

See footnotes at end of table.

Table 9. Producer price indexes for commodity and service groupings and individual items, not seasonally adjusted — Continued
 [February 2025, Index base 1982=100, unless otherwise indicated]

Title	Commodity code		Other index base	Unadjusted index ¹				
	Group code	Item code		Oct. 2024	Nov. 2024 ^P	Dec. 2024 ^P	Jan. 2025 ^P	Feb. 2025 ^P
Hosiery and socks.....	03	810831	05/20	107.274	107.274	107.274	107.261	107.261
Textile house furnishings.....	03	82		185.176	185.459	185.459	185.018	185.390
Textile house furnishings.....	03	8203	06/83	199.458	199.763	199.763	199.287	199.688
Curtains and draperies, made from purchased materials.....	03	820304	12/05	158.726	158.726	158.726	158.726	158.726
Other textiles, including towels and bed textiles.....	03	820312	06/05	146.196	146.505	146.505	146.023	146.429
Fabricated textile products, made in weaving mills.....	03	8203121	06/11	106.210	106.210	106.210	102.435	103.714
Other household textile products.....	03	8203122	06/11	131.398	131.704	131.704	131.710	131.950
Bedspreads, made from purchased materials.....	03	82031221	12/11	139.542	139.542	139.542	139.542	139.542
Sheets and pillowcases, made from purchased materials.....	03	82031223	12/11	157.610	157.610	157.610	157.610	157.610
Other household furnishings, made from purchased materials.....	03	82031226	12/11	126.315	126.663	126.663	126.669	126.941
Industrial and other fabricated products.....	03	83		227.414	227.442	227.519	228.403	228.915
Industrial and other fabricated products.....	03	8303		226.525	226.553	226.630	227.510	228.020
Rope, cordage, and twine.....	03	830321	06/12	138.872	138.771	139.168	140.468	141.480
Duffle bags.....	03	830333	06/10	160.047	160.476	160.476	160.510	160.816
All other textile bags.....	03	830334	06/10	159.027	159.027	159.027	162.470	163.170
Canvas and related products.....	03	830345	06/03	190.647	190.647	191.235	192.089	192.089
All other fabricated textile products, excluding trimming and findings.....	03	830351	12/85	177.724	177.792	177.792	177.960	178.666
All other miscellaneous fabricated textile products.....	03	8303516	09/18	128.628	128.706	128.706	128.827	129.339
Trimming and findings, excluding automobile and apparel.....	03	830361	12/06	221.674	221.674	206.038	206.038	206.055
Miscellaneous textile products/services.....	03	9	06/85	177.312	177.312	177.457	178.449	178.881
Miscellaneous textile products/services.....	03	94	09/18	121.160	121.160	121.259	121.937	122.231
Miscellaneous textile products/services.....	03	9401	09/18	121.160	121.160	121.259	121.937	122.231
Textile and fabric finishing, except broadwoven.....	03	940103	12/01	150.688	150.688	151.057	151.057	151.961
Hides, skins, leather, and related products.....	04	—		176.447	177.711	177.445	177.501	175.064
Hides and skins, incl. cattle.....	04	1		90.049	92.909	91.375	91.368	81.558
Hides and skins, incl. cattle.....	04	19	06/01	41.226	42.536	41.833	41.830	37.339
Hides, skins, and pelts, made in slaughtering plants.....	04	1901	06/01	41.226	42.536	41.833	41.830	37.339
Hides, skins, and pelts, made in slaughtering plants.....	04	190108	06/01	41.226	42.536	41.833	41.830	37.339
Leather.....	04	2		200.135	201.089	202.172	201.689	199.776
Finished and unfinished leather.....	04	27	12/97	109.714	110.238	110.831	110.566	109.517
Finished and unfinished leather.....	04	2701	12/97	109.714	110.238	110.831	110.566	109.517
Finished and unfinished leather.....	04	270102	12/03	91.520	91.957	92.452	92.231	91.356
Footwear.....	04	3		256.925	256.925	256.925	257.601	260.401
Men's nonathletic footwear.....	04	31		299.595	299.595	299.595	300.709	305.930
Men's footwear (size 6 and larger), excluding athletic.....	04	3105	12/93	208.928	208.928	208.928	209.706	213.347
Men's footwear (size 6 and larger), excluding athletic.....	04	310501	12/93	209.086	209.086	209.086	209.864	213.508
Women's nonathletic footwear.....	04	32		201.789	201.789	201.789	202.073	202.073
Women's footwear (size 4 and larger), excluding athletic.....	04	3205	12/93	157.764	157.764	157.764	157.987	157.987
Women's footwear (size 4 and larger), excluding athletic.....	04	320501	12/93	157.678	157.678	157.678	157.900	157.900
Other footwear including slippers.....	04	39	12/02	173.231	173.231	173.231	173.231	173.231
Other footwear, excluding rubber and plastic soled footwear.....	04	3901	12/02	173.231	173.231	173.231	173.231	173.231
Other footwear, excluding rubber and plastic soled footwear.....	04	390104	12/11	153.969	153.969	153.969	153.969	153.969
Other leather and related products.....	04	4		227.252	228.325	228.224	228.226	228.495
Luggage and small leather goods.....	04	41		207.685	207.855	207.685	207.689	208.140
Luggage and small leather goods.....	04	4101		207.685	207.855	207.685	207.689	208.140
Luggage (including suitcases, travel bags, backpacks, and other types).....	04	410112	12/84	168.101	168.101	168.101	168.101	168.781
Women's and children's handbags and purses.....	04	410128	06/82	197.609	198.006	197.609	197.609	197.609
Personal leather goods (excluding women's handbags and purses).....	04	410132	06/82	204.778	204.778	204.778	204.849	204.849
Leather and leather-like goods, n.e.c.....	04	45	06/85	235.633	237.851	237.851	237.851	237.851
Leather and leather-like goods, n.e.c.....	04	4501	06/85	235.633	237.851	237.851	237.851	237.851
All other leather goods.....	04	450101	06/85	261.885	264.595	264.595	264.595	264.595
Boot and shoe cut stock and findings.....	04	4501011	12/11	121.156	121.156	121.156	121.156	121.156
All other miscellaneous leather goods.....	04	4501014	12/11	159.688	161.542	161.542	161.542	161.542
Leather belts, made from purchased materials.....	04	450111	06/85	180.935	180.935	180.935	180.935	180.935
Fuels and related products and power.....	05	—		216.314	211.305	211.962	222.958	225.355
Coal.....	05	1		292.654	292.970	283.984	283.229	282.570
Coal.....	05	13		292.654	292.970	283.984	283.229	282.570
Coal.....	05	1301		292.654	292.970	283.984	283.229	282.570
Unprepared bituminous coal and lignite (utility sold).....	05	130101		177.181	178.272	176.401	175.925	174.884
Unprepared bituminous coal and lignite from surface mine (utility sold).....	05	1301011	06/08	138.382	135.418	135.093	134.611	134.925

See footnotes at end of table.

Table 9. Producer price indexes for commodity and service groupings and individual items, not seasonally adjusted — Continued
 [February 2025, Index base 1982=100, unless otherwise indicated]

Title	Commodity code		Other index base	Unadjusted index ¹				
	Group code	Item code		Oct. 2024	Nov. 2024 ^P	Dec. 2024 ^P	Jan. 2025 ^P	Feb. 2025 ^P
Unprepared bituminous coal and lignite from underground mine (utility sold).....	05	1301012	12/22	111.557	115.781	113.549	113.352	111.652
Prepared bituminous coal and lignite (utility sold).....	05	130102	12/01	339.947	340.306	326.368	326.070	324.363
Prepared bituminous coal & lignite, from surface mine (utility sold)....	05	1301021	06/08	156.822	168.807	172.193	168.867	171.652
Prepared bituminous coal & lignite, from underground mine (utility sold).....	05	1301022	06/08	212.871	206.530	192.349	193.934	190.880
Coal exports.....	05	130103	12/22	80.262	79.838	79.873	77.616	79.627
Coal non-utility sold (including anthracite).....	05	130104	12/86	371.618	371.971	371.154	375.875	374.643
Gas fuels.....	05	3		107.526	104.177	132.486	154.956	146.848
Natural gas.....	05	31		75.832	72.752	108.064	127.788	120.202
Natural gas.....	05	3101		75.832	72.752	108.064	127.789	120.202
Natural gas.....	05	310105	06/96	96.110	92.206	136.961	161.960	152.346
Natural gas obtained from extraction.....	05	3101051	06/09	53.344	49.870	74.368	87.863	86.228
Natural gas obtained from natural gas liquids.....	05	3101052	06/09	55.063	61.445	89.346	106.176	87.494
Natural gas liquids.....	05	32		155.479	152.732	148.927	170.112	163.699
Natural gas liquids.....	05	3201		155.479	152.732	148.927	170.112	163.699
Isopentane and natural gasoline.....	05	320102	06/09	92.186	90.721	90.097	96.568	93.599
Propane.....	05	320104		172.614	178.738	174.483	217.944	217.544
Butane.....	05	320105		174.915	169.675	168.961	184.659	161.646
Plant condensate, ethane, gas mixtures, and other natural gas liquids...	05	320108	06/09	45.407	43.911	42.274	48.204	46.775
Electric power.....	05	4		271.036	266.037	265.677	270.369	274.277
Residential electric power.....	05	41	12/90	228.399	226.851	226.633	230.389	230.485
Residential electric power.....	05	4121	12/90	228.399	226.851	226.633	230.389	230.485
Residential electric power.....	05	412101	12/90	228.399	226.851	226.633	230.389	230.485
Residential electric power, New England.....	05	4121011	12/07	196.061	196.280	191.116	204.205	204.413
Residential electric power, Middle Atlantic.....	05	4121012	12/07	151.419	149.840	154.110	157.923	158.523
Residential electric power, East North Central.....	05	4121013	12/07	173.213	172.125	174.029	178.131	177.502
Residential electric power, West North Central.....	05	4121014	12/07	140.253	139.720	136.174	138.635	139.138
Residential electric power, South Atlantic.....	05	4121015	12/07	155.888	155.032	155.691	155.297	155.598
Residential electric power, East South Central.....	05	4121016	12/07	154.504	158.023	159.797	162.767	162.948
Residential electric power, West South Central.....	05	4121017	12/07	142.465	137.867	133.117	135.480	134.121
Residential electric power, Mountain.....	05	4121018	12/07	144.007	139.571	139.013	139.100	139.329
Residential electric power, Pacific.....	05	4121019	12/07	227.086	228.867	228.771	232.955	234.043
Commercial electric power.....	05	42		257.879	251.055	249.891	254.933	262.652
Commercial electric power.....	05	4221	12/90	225.714	219.741	218.722	223.135	229.892
Commercial electric power.....	05	422101	12/90	225.714	219.741	218.722	223.135	229.892
Commercial electric power, New England.....	05	4221011	12/07	174.134	174.213	169.095	184.852	206.979
Commercial electric power, Middle Atlantic.....	05	4221012	12/07	151.790	151.727	152.608	161.054	175.094
Commercial electric power, East North Central.....	05	4221013	12/07	152.099	150.248	151.470	158.637	160.309
Commercial electric power, West North Central.....	05	4221014	12/07	144.498	144.930	139.543	141.763	143.122
Commercial electric power, South Atlantic.....	05	4221015	12/07	129.518	129.071	129.139	128.839	132.750
Commercial electric power, East South Central.....	05	4221016	12/07	145.348	146.215	149.463	149.621	149.395
Commercial electric power, West South Central.....	05	4221017	12/07	134.728	130.264	125.335	127.398	125.742
Commercial electric power, Mountain.....	05	4221018	12/07	148.726	146.115	144.549	144.625	145.183
Commercial electric power, Pacific.....	05	4221019	12/07	229.674	207.854	208.274	206.922	209.879
Industrial electric power.....	05	43		303.443	293.634	295.015	299.462	304.936
Industrial electric power.....	05	4321	12/90	255.151	246.902	248.063	251.803	256.406
Industrial electric power.....	05	432101	12/90	255.151	246.902	248.063	251.803	256.406
Industrial electric power, New England.....	05	4321011	12/07	152.528	161.939	172.570	192.754	185.884
Industrial electric power, Middle Atlantic.....	05	4321012	12/07	161.104	158.200	159.148	171.100	175.891
Industrial electric power, East North Central.....	05	4321013	12/07	241.774	230.250	234.561	232.476	233.912
Industrial electric power, West North Central.....	05	4321014	12/07	155.840	146.964	148.412	153.743	155.468
Industrial electric power, South Atlantic.....	05	4321015	12/07	128.912	128.657	128.830	128.617	129.233
Industrial electric power, East South Central.....	05	4321016	12/07	135.214	133.490	137.267	137.213	137.429
Industrial electric power, West South Central.....	05	4321017	12/07	113.832	113.467	110.900	119.896	119.222
Industrial electric power, Mountain.....	05	4321018	12/07	165.634	171.783	167.837	161.336	186.449
Industrial electric power, Pacific.....	05	4321019	12/07	222.305	196.709	196.730	191.851	195.038
Transportation electric power.....	05	46	12/10	127.140	126.308	126.931	130.307	130.588
Transportation electric power.....	05	4621	12/10	127.140	126.308	126.931	130.307	130.588
Transportation electric power.....	05	462111	12/10	127.140	126.308	126.931	130.307	130.588
Utility natural gas.....	05	5	12/90	260.144	267.850	277.046	286.475	287.547
Residential natural gas.....	05	51	12/90	273.110	281.634	285.689	296.787	299.868
Residential natural gas.....	05	5121	12/90	273.110	281.634	285.689	296.787	299.868
Residential natural gas.....	05	512101	12/90	273.110	281.634	285.689	296.787	299.868
Residential natural gas, New England.....	05	5121011	06/12	144.286	192.126	191.060	192.389	194.918
Residential natural gas, Middle Atlantic.....	05	5121012	06/12	157.609	158.507	161.043	176.671	176.602

See footnotes at end of table.

Table 9. Producer price indexes for commodity and service groupings and individual items, not seasonally adjusted — Continued
 [February 2025, Index base 1982=100, unless otherwise indicated]

Title	Commodity code		Other index base	Unadjusted index ¹				
	Group code	Item code		Oct. 2024	Nov. 2024 ^P	Dec. 2024 ^P	Jan. 2025 ^P	Feb. 2025 ^P
Residential natural gas, East North Central.....	05	5121013	06/12	137.260	142.360	145.243	146.026	146.966
Residential natural gas, West North Central.....	05	5121014	06/12	136.504	136.118	145.287	149.650	146.438
Residential natural gas, South Atlantic.....	05	5121015	06/12	139.532	139.543	137.644	139.554	139.561
Residential natural gas, East South Central.....	05	5121016	06/12	99.834	105.449	108.033	110.910	111.104
Residential natural gas, West South Central.....	05	5121017	06/12	194.678	202.771	209.614	221.349	229.346
Residential natural gas, Mountain.....	05	5121018	06/12	158.008	156.831	156.927	156.316	155.332
Residential natural gas, Pacific.....	05	5121019	06/12	175.570	177.502	178.548	184.570	193.456
Commercial natural gas.....	05	52	12/90	247.588	263.365	272.169	282.249	286.301
Commercial natural gas.....	05	5221	12/90	247.588	263.365	272.169	282.249	286.301
Commercial natural gas.....	05	522101	12/90	247.588	263.365	272.169	282.249	286.301
Commercial natural gas, New England.....	05	5221011	06/12	134.581	185.800	185.101	190.685	196.568
Commercial natural gas, Middle Atlantic.....	05	5221012	06/12	134.550	136.417	142.007	153.887	153.549
Commercial natural gas, East North Central.....	05	5221013	06/12	137.224	145.796	151.622	154.228	154.801
Commercial natural gas, West North Central.....	05	5221014	06/12	144.722	144.004	161.919	167.777	164.753
Commercial natural gas, South Atlantic.....	05	5221015	06/12	115.855	114.250	114.880	118.686	122.700
Commercial natural gas, East South Central.....	05	5221016	06/12	109.077	125.482	129.408	131.572	130.698
Commercial natural gas, West South Central.....	05	5221017	06/12	194.137	203.974	208.599	218.739	227.715
Commercial natural gas, Mountain.....	05	5221018	06/12	149.258	147.191	147.316	145.634	145.490
Commercial natural gas, Pacific.....	05	5221019	06/12	169.691	187.927	194.149	199.006	207.893
Industrial natural gas.....	05	53	12/90	194.013	206.979	215.882	220.336	218.213
Industrial natural gas.....	05	5321	12/90	194.013	206.979	215.882	220.336	218.213
Industrial natural gas.....	05	532101	12/90	194.013	206.979	215.882	220.336	218.213
Industrial natural gas, New England.....	05	5321011	09/16	133.276	187.427	187.440	188.201	194.956
Industrial natural gas, Middle Atlantic.....	05	5321012	09/16	144.006	146.529	152.489	169.567	170.003
Industrial natural gas, East North Central.....	05	5321013	06/12	110.954	123.106	136.062	135.602	132.221
Industrial natural gas, West North Central.....	05	5321014	06/12	158.474	159.018	177.134	190.538	182.399
Industrial natural gas, South Atlantic.....	05	5321015	09/16	151.678	154.497	156.167	152.491	154.990
Industrial natural gas, East South Central.....	05	5321016	09/16	108.897	122.347	122.739	123.332	120.819
Industrial natural gas, West South Central.....	05	5321017	09/16	133.021	138.648	146.100	148.035	146.009
Industrial natural gas, Mountain.....	05	5321018	09/16	137.644	135.871	135.259	134.188	129.159
Industrial natural gas, Pacific.....	05	5321019	09/16	138.234	152.674	150.597	154.300	156.343
Natural gas to electric power.....	05	54	12/90	221.352	223.199	236.826	243.531	241.665
Natural gas to electric power.....	05	5421	12/90	221.352	223.199	236.826	243.531	241.665
Natural gas to electric power.....	05	542101	12/90	221.352	223.199	236.826	243.531	241.665
Crude petroleum (domestic production).....	05	6		195.992	189.720	189.942	213.273	208.109
Crude petroleum (domestic production).....	05	61		195.992	189.720	189.942	213.273	208.109
Crude petroleum (domestic production).....	05	6101		195.992	189.720	189.942	213.273	208.109
Crude petroleum (domestic production).....	05	610102	06/84	213.463	206.631	206.874	232.284	226.660
Petroleum products, refined.....	05	7		251.761	242.571	235.567	247.097	253.404
Gasoline.....	05	71		220.161	207.313	203.104	215.091	220.906
Unleaded premium gasoline.....	05	7103		243.081	230.644	228.055	238.204	243.941
Unleaded premium gasoline.....	05	710304	06/02	275.391	261.300	258.367	269.865	276.365
Unleaded regular gasoline.....	05	7104		214.804	201.777	197.136	209.690	215.468
Unleaded regular gasoline.....	05	710404	06/02	258.114	242.461	236.883	251.968	258.911
Unleaded mid-premium gasoline.....	05	7105	12/87	396.799	365.935	358.399	387.884	397.656
Unleaded mid-premium gasoline.....	05	710504	06/02	271.357	250.250	245.097	265.261	271.943
Kerosene and jet fuels.....	05	72		225.622	223.302	225.455	244.339	253.786
Kerosene.....	05	7202		231.594	230.356	224.973	249.381	254.165
Kerosene.....	05	720201		231.604	230.367	224.984	249.392	254.177
Jet fuel.....	05	7203		225.874	223.477	226.125	244.704	254.483
Jet fuel.....	05	720301		227.611	225.196	227.864	246.587	256.440
Light fuel oils.....	05	73		298.939	293.336	277.713	289.462	295.638
Home heating oil and distillates.....	05	7302		215.053	216.014	212.554	238.171	236.214
Home heating oil and distillates.....	05	730201		215.053	216.014	212.554	238.171	236.214
No. 2 diesel fuel.....	05	7303		318.340	311.919	294.577	305.530	312.702
No. 2 diesel fuel.....	05	730302	06/85	398.483	390.446	368.737	382.448	391.425
Residual fuels (heavy fuel oils, incl. #5, #6, & other residual fuels).....	05	74		197.788	199.794	189.897	189.055	198.228
Residual fuels (heavy fuel oils, incl. #5, #6, & other residual fuels).....	05	7407	06/85	290.553	293.499	278.960	277.724	291.199
Residual fuels (heavy fuel oils, incl. #5, #6, & other residual fuels).....	05	740703	06/02	256.794	259.397	246.548	245.455	257.365
Finished lubricants.....	05	76		607.183	607.927	608.067	606.280	605.662
Lubricating grease.....	05	7603		518.488	518.488	518.488	518.488	518.488
Lubricating grease not from petroleum refineries.....	05	760303	06/85	501.648	501.648	501.648	501.648	501.648
Lubricating and similar oils.....	05	7604	06/85	562.682	563.543	563.705	561.636	560.922
Lubricating and similar oils not from petroleum refineries.....	05	760401	06/85	544.854	545.688	545.844	543.841	543.149
Lubricating oil base stocks.....	05	78	06/09	170.754	156.127	150.587	150.776	153.175

See footnotes at end of table.

Table 9. Producer price indexes for commodity and service groupings and individual items, not seasonally adjusted — Continued

[February 2025, Index base 1982=100, unless otherwise indicated]

Title	Commodity code		Other index base	Unadjusted index ¹				
	Group code	Item code		Oct. 2024	Nov. 2024 ^P	Dec. 2024 ^P	Jan. 2025 ^P	Feb. 2025 ^P
Lubricating oil base stocks.....	05	7801	06/09	170.754	156.127	150.587	150.776	153.175
Lubricating oil base stocks.....	05	780121	06/09	170.754	156.127	150.587	150.776	153.175
Asphalt and other petroleum and coal products, n.e.c.....	05	8	12/84	305.652	302.617	305.182	336.160	374.343
Asphalt and other petroleum and coal products, n.e.c.....	05	81	12/84	305.652	302.617	305.182	336.160	374.343
Asphalt.....	05	8102	06/85	216.893	228.612	235.530	251.720	248.966
Asphalt.....	05	810212	06/85	216.893	228.612	235.530	251.720	248.966
Other petroleum and coal products, including coke oven products, n.e.c.....	05	8103	12/84	680.741	662.391	663.845	737.677	847.588
Other petroleum and coal products, including coke oven products, n.e.c.....	05	810319	12/84	680.741	662.391	663.845	737.677	847.588
Other petroleum and coal products, made in coke oven establishments.....	05	8103191	06/09	175.430	177.096	177.248	175.448	175.225
Chemicals and allied products.....	06	—		346.887	345.481	345.520	348.320	349.212
Industrial chemicals.....	06	1		301.007	297.410	297.692	304.407	302.733
Basic inorganic chemicals.....	06	13		343.700	347.552	347.691	350.308	351.153
Inorganic chemicals, other than alkalis and chlorine.....	06	1302		335.867	339.779	339.860	343.295	344.082
Aluminum compounds.....	06	130209	06/95	137.453	137.692	137.453	141.938	141.938
Inorganic acids, inc. hydrochloric, sulfuric acid, and other.....	06	13020T	12/08	111.776	120.002	119.865	119.999	120.041
Sulfuric acid.....	06	13020T1	06/87	183.586	212.454	213.281	213.281	213.281
Lime.....	06	130213		471.874	472.457	474.337	486.034	486.647
Potassium and sodium compounds, excluding bleaches, alkalis, and alum.....	06	130217	06/01	438.944	441.027	439.196	439.019	437.503
Rock salt.....	06	130271	12/84	427.744	437.068	437.068	437.068	—
Other inorganic chemicals, nec.....	06	130283	12/06	171.413	171.980	172.070	173.504	174.201
All other inorganic chemicals.....	06	1302833	12/08	124.826	125.347	125.430	126.592	127.234
Alkalies and chlorine, including natural sodium carbonate and sulfate.....	06	1303		402.393	406.354	406.720	406.529	407.658
Chlorine, sodium hydroxide, and other alkalis.....	06	130302	06/05	201.855	204.139	204.249	204.647	205.215
Sodium hydroxide (caustic soda).....	06	1303024	12/07	138.880	141.852	141.698	141.470	141.470
Other alkalis.....	06	1303028	12/11	134.455	133.892	134.308	135.319	136.279
Basic organic chemicals.....	06	14		295.563	290.520	290.832	298.385	296.217
Primary basic organic chemicals.....	06	1401		268.230	257.771	261.084	278.180	267.514
Aromatics.....	06	140197	06/01	243.648	237.655	224.195	231.974	240.242
Liquid refinery gases.....	06	140198	06/01	250.869	239.736	248.516	267.404	251.131
Cyclic intermediate chemicals and dyes.....	06	1402		268.811	271.110	267.476	263.022	267.917
Cyclic intermediate chemicals.....	06	140281	06/01	253.171	255.531	251.670	246.995	251.761
Synthetic organic dyes.....	06	140282	06/01	119.976	120.311	120.239	119.943	121.576
Other basic organics.....	06	1403		278.577	276.759	275.567	277.529	280.058
Ethanol (ethyl alcohol).....	06	140341		226.915	225.825	222.241	224.025	230.541
Other basic organics, n.e.c.....	06	140399	06/87	289.920	287.882	287.617	289.591	290.559
Fatty acids.....	06	1403991	12/07	140.670	141.576	140.387	140.835	142.765
Bulk pesticides and other bulk synthetic organic agricultural chemicals, excluding preparation.....	06	1403992	12/07	268.700	268.650	267.007	263.774	263.523
Industrial organic flavor oil mixtures and blends.....	06	1403993	12/08	313.836	309.269	308.793	305.419	305.705
Natural organic chemicals.....	06	1403995	12/08	129.770	130.254	130.296	128.947	127.226
Synthetic organic chemicals for use as flavor and perfume materials.....	06	1403997	12/07	195.500	195.500	196.365	196.030	196.552
Synthetic organic rubber-processing chemicals.....	06	1403998	12/07	141.223	141.245	140.900	142.796	142.796
Synthetic organic plasticizers.....	06	1403999	12/07	153.656	150.847	148.922	151.737	149.546
Other synthetic organic chemicals.....	06	140399A	12/07	107.385	104.438	105.902	109.906	110.958
Miscellaneous end use chemicals and chemical products, excluding urea.....	06	140399B	12/07	229.427	229.796	229.226	227.365	226.732
Miscellaneous cyclic and acyclic chemicals and chemical products, excluding fatty acid esters.....	06	140399C	12/07	122.835	122.082	120.079	120.050	121.257
Paints and allied products.....	06	2		402.486	403.450	403.602	403.992	404.596
Prepared paint.....	06	21		419.629	419.925	419.540	420.301	420.990
Architectural coatings.....	06	2101		511.510	511.510	511.480	511.403	511.403
Architectural coatings.....	06	210104	12/03	280.611	280.611	280.595	280.552	280.552
Exterior architectural coatings.....	06	2101041	12/12	189.000	189.000	188.970	188.891	188.891
Interior architectural coatings.....	06	2101042	12/12	152.868	152.868	152.868	152.868	152.868
OEM finishes excluding marine coatings.....	06	2102	06/83	261.539	261.959	261.299	262.267	262.728
OEM finishes excluding marine coatings.....	06	210201	06/83	261.539	261.959	261.299	262.267	262.728
Transportation finishes, except powdered and high-solids coatings.....	06	2102011	12/12	124.502	125.038	125.056	125.514	126.636
All other product finishes for original equipment manufacturers (OEM), excluding marine coating.....	06	2102012	12/12	143.873	143.995	143.524	144.057	144.019
Special purpose coatings, incl. marine, industrial & construction coatings.....	06	2103	06/83	526.566	527.439	526.603	529.272	532.304
Special purpose coatings, incl. marine, industrial & construction coatings.....	06	210301	06/83	526.566	527.439	526.603	529.272	532.304
Paint materials.....	06	22		340.072	343.626	345.054	343.199	343.976
Paint colors.....	06	2202		278.226	281.567	282.910	279.296	280.027

See footnotes at end of table.

Table 9. Producer price indexes for commodity and service groupings and individual items, not seasonally adjusted — Continued

[February 2025, Index base 1982=100, unless otherwise indicated]

Title	Commodity code		Other index base	Unadjusted index ¹				
	Group code	Item code		Oct. 2024	Nov. 2024 ^P	Dec. 2024 ^P	Jan. 2025 ^P	Feb. 2025 ^P
All other inorganic pigments, including TiO ₂ , chrome colors, and other white opaque pigments.....	06	22020N	09/21	122.590	124.290	124.973	123.135	123.135
Synthetic organic pigments, lakes, and toners.....	06	220298	06/87	193.997	193.997	193.997	193.997	197.798
Allied and miscellaneous paint products.....	06	23	06/83	417.044	416.445	418.383	422.646	421.546
Allied and miscellaneous paint products.....	06	2301	06/83	417.044	416.445	418.383	422.646	421.546
Allied and miscellaneous paint products.....	06	230104	12/03	236.086	235.747	236.844	239.258	238.635
Drugs and pharmaceuticals.....	06	3		681.153	680.996	681.266	680.392	682.336
Medicinal and botanical chemicals, drugs, and other products.....	06	31		195.109	195.217	195.552	195.774	195.716
Medicinal and botanical chemicals, drugs, and other products.....	06	3102	06/82	195.167	195.274	195.610	195.832	195.774
Synthetic organic medicinal chemicals, medicinal & botanical drugs, & other products.....	06	310203	06/82	195.167	195.274	195.610	195.832	195.774
Veterinary pharmaceutical preparations.....	06	34		220.353	220.353	220.353	222.727	222.727
Pharmaceuticals for veterinary use.....	06	3403	12/87	218.910	218.910	218.910	221.268	221.268
Pharmaceuticals for veterinary use.....	06	340303	06/01	166.959	166.959	166.959	168.757	168.757
Biological products, including diagnostics.....	06	37		337.371	337.070	337.422	341.041	343.033
Biological products, excluding diagnostic, for veterinary, industrial, and all other misc. uses.....	06	3717	12/04	175.073	173.889	173.889	173.889	173.889
Biological products, excluding diagnostic, for veterinary, industrial, and all other misc. uses.....	06	371705	12/22	116.066	115.280	115.280	115.280	115.280
Diagnostics.....	06	3718	06/09	151.022	151.203	151.596	154.046	156.265
In-vitro diagnostic substances.....	06	371801		227.956	228.152	227.945	234.535	234.509
Biological products, excluding diagnostic, for human use.....	06	3719	06/09	158.814	158.814	158.814	160.507	160.507
Biological products, excluding diagnostic, for human use.....	06	371904	12/22	104.269	104.269	104.269	105.380	105.380
Pharmaceutical preparations.....	06	38		294.677	294.669	294.685	292.676	293.247
Pharmaceuticals affecting neoplasms, the endocrine system, & metabolic diseases.....	06	3801	06/01	316.098	316.096	316.096	316.763	316.763
Cancer therapy products.....	06	380102	12/09	121.166	121.166	121.166	122.639	122.639
Insulin/antidiabetes products.....	06	380103	12/09	288.588	288.564	288.564	267.077	267.077
Other neoplasms, endocrine system, and metabolic diseases.....	06	380104	12/09	179.160	179.160	179.160	180.782	180.782
Hormones and oral contraceptives.....	06	380105	12/09	227.177	227.177	227.177	227.412	227.412
Pharmaceuticals acting on the central nervous system and the sense organs.....	06	3802	06/01	355.896	355.896	355.956	363.295	365.625
Analgesics.....	06	380202	12/09	294.509	294.509	294.664	294.897	301.059
Analgesics, over-the-counter.....	06	380202OC	06/81	278.368	278.368	278.368	278.368	278.368
Analgesics, prescription.....	06	380202RX	06/81	2,531.530	2,531.530	2,532.984	2,535.190	2,593.321
Psychotherapeutics.....	06	380203	12/09	205.464	205.464	205.464	207.495	207.495
Antidepressants.....	06	3802031	12/09	205.912	205.912	205.912	208.208	208.208
Other psychotherapeutics, including tranquilizers.....	06	3802032	12/09	212.572	212.572	212.572	212.793	212.793
Anticonvulsants.....	06	380204	12/09	231.051	231.051	231.051	231.839	231.839
Other central nervous system and sense organs.....	06	380205	12/09	216.335	216.335	216.335	223.447	223.406
Pharmaceuticals acting on the cardiovascular system.....	06	3803	06/01	450.264	450.280	450.277	451.590	451.600
Other cardiovascular preparations.....	06	380305	12/09	331.749	331.767	331.764	331.918	331.928
Pharmaceuticals acting on the respiratory system.....	06	3804	06/01	230.077	230.077	230.077	194.865	194.865
Antihistamines and bronchodilators, including antiasthmatics.....	06	380402	12/07	169.885	169.885	169.885	126.340	126.340
Other respiratory preparations.....	06	380403	12/07	188.193	188.193	188.193	189.967	189.967
Other respiratory preparations, over-the-counter.....	06	380403OC	12/07	132.770	132.770	132.770	132.770	132.770
Other respiratory preparations, prescription.....	06	380403RX	12/07	184.478	184.478	184.478	188.418	188.418
Pharmaceuticals acting on the digestive or the genito-urinary systems.....	06	3805	06/01	189.488	189.488	189.488	190.872	190.872
Other digestive or genito-urinary preparations.....	06	380503	12/09	136.963	136.963	136.963	138.086	138.086
Other digestive or genito-urinary preparations, prescription.....	06	380503RX	06/01	203.202	203.202	203.202	205.331	205.331
Pharmaceuticals acting on the skin.....	06	3806	06/01	186.995	186.995	186.995	189.043	189.043
Other pharmaceutical preparations acting on the skin.....	06	380603	12/09	126.095	126.095	126.095	127.572	127.572
Anti-acne preparations.....	06	380606	12/09	91.634	91.634	91.634	92.447	92.447
Vitamin, nutrient, and hematinic preparations.....	06	3807	06/01	157.762	157.552	157.552	157.314	157.095
Multivitamins.....	06	380702	12/09	128.462	128.462	128.462	128.462	128.462
Other vitamins and nutrients.....	06	380703	12/09	140.330	140.331	140.331	139.998	139.693
Pharmaceuticals affecting parasitic and infective diseases.....	06	3808	06/01	281.030	281.448	281.448	283.330	283.330
Broad and medium spectrum antibiotics.....	06	380802	12/09	171.403	171.403	171.403	171.403	171.403
Systemic antivirals.....	06	380803	12/09	202.588	202.588	202.588	208.629	208.629
Other parasitic and infective diseases.....	06	380804	12/09	217.261	217.941	217.941	219.911	219.911
Fats and oils, inedible.....	06	4		340.185	342.907	337.370	338.224	341.369
Fats and oils, inedible.....	06	41		340.185	342.907	337.370	338.224	341.369
Fats and oils, inedible.....	06	4101		340.185	342.907	337.370	338.224	341.369
Soybean oil, processed for inedible purposes.....	06	410131	06/95	208.810	211.063	206.750	207.428	209.094
Crude soybean oil, degummed, made from soybeans crushed in the same establishment.....	06	4101311	12/07	143.531	143.866	143.470	143.424	145.360
Soybean oil, all other types.....	06	4101312	12/07	112.690	115.059	110.290	111.143	111.290
Lard, inedible tallow, and grease, except wool grease.....	06	410132	06/02	417.166	414.170	417.331	416.703	423.445

See footnotes at end of table.

Table 9. Producer price indexes for commodity and service groupings and individual items, not seasonally adjusted — Continued
 [February 2025, Index base 1982=100, unless otherwise indicated]

Title	Commodity code		Other index base	Unadjusted index ¹				
	Group code	Item code		Oct. 2024	Nov. 2024 ^P	Dec. 2024 ^P	Jan. 2025 ^P	Feb. 2025 ^P
Agricultural chemicals and chemical products.	06	5		283.222	283.706	288.453	287.869	290.293
Mixed fertilizers.	06	51		263.968	263.394	264.284	266.226	269.164
Mixed fertilizers.	06	5105	06/86	278.536	277.929	278.869	280.918	284.018
Mixed fertilizers.	06	510501	06/86	278.536	277.929	278.869	280.918	284.018
Mixed fertilizers, made in plants which manufacture fertilizer materials.	06	5105011	12/09	276.116	276.116	276.116	279.219	279.219
Mixed fertilizers, dry, mixing only.	06	5105012	12/09	133.081	132.671	132.671	132.969	135.179
Mixed fertilizers, liquid, mixing only.	06	5105013	12/09	112.198	111.580	115.537	117.888	120.536
Fertilizer materials.	06	52		304.982	306.530	318.210	315.788	320.405
Nitrogenates.	06	5201		326.710	324.735	351.649	343.626	349.500
Fertilizer materials of organic origin.	06	520137	12/93	236.710	236.710	236.710	236.710	236.710
Synthetic ammonia, nitric acid, ammonium compounds, and urea.	06	52013A	12/14	102.044	101.361	110.668	107.894	109.925
Phosphates.	06	5202		299.819	304.316	304.004	306.069	309.848
Phosphoric acid, 52-54 percent APA, superphosphates and other phosphate fertilizer materials.	06	52026A	12/14	129.800	131.746	131.611	132.505	134.141
Other agricultural chemicals.	06	53		220.416	220.413	220.420	220.344	220.376
Other agricultural chemicals.	06	5301		220.416	220.413	220.420	220.344	220.376
Lawn and garden pesticides and chemicals.	06	530107	06/03	202.963	202.963	202.963	199.728	200.604
Household and institutional pesticides and chemicals.	06	530108	06/03	188.393	188.393	188.393	190.438	190.438
Agricultural and commercial pesticides and chemicals.	06	530109	06/03	144.493	144.490	144.496	144.437	144.433
Plastic resins and materials.	06	6		267.158	265.272	263.828	262.853	268.605
Thermoplastic resins and plastics materials.	06	62		269.186	267.225	265.840	263.948	272.846
Thermoplastic resins and plastics materials.	06	6212	12/03	187.056	185.694	184.731	183.417	189.599
Thermoplastic resins and plastics materials.	06	621201	12/03	187.056	185.694	184.731	183.417	189.599
Thermosetting resins and plastics materials.	06	63		271.484	270.003	268.042	273.448	257.455
Thermosetting resins and plastics materials.	06	6306	12/98	193.463	192.408	191.010	194.862	183.466
Thermosetting resins and plastics materials.	06	630601	12/98	193.463	192.408	191.010	194.862	183.466
Other chemicals and allied products.	06	7		259.172	259.075	258.785	262.187	262.267
Soaps and detergents.	06	71		239.272	239.272	242.009	242.439	242.439
Soaps and other detergents.	06	7104	06/83	229.810	229.810	232.439	232.851	232.851
Soaps and detergents, commercial, industrial, and institutional.	06	710401	06/83	338.014	338.014	349.450	351.243	351.243
Commercial, industrial, and institutional hard surface cleaners.	06	71040101	12/11	124.766	124.766	124.766	125.272	125.272
Commercial, industrial, and institutional laundry detergents.	06	71040102	12/11	146.547	146.547	146.547	152.592	152.592
Commercial, industrial, and institutional dishwashing detergents.	06	71040103	12/11	182.985	182.985	197.499	197.499	197.499
Commercial, industrial, and institutional metal cleaners.	06	71040104	12/11	152.338	152.338	152.338	157.120	157.120
Dairy, farm, and food plant cleaners, sanitizers, etc.	06	71040106	12/11	140.055	140.055	140.055	140.055	140.055
Commercial, industrial, and institutional soaps, excluding specialty cleaners.	06	71040107	12/11	145.566	145.566	145.566	147.379	147.379
Household detergents.	06	710402		184.766	184.766	184.795	184.799	184.799
Household alkaline detergents and cleaners.	06	7104021	05/18	130.403	130.403	130.504	130.521	130.521
Household dry and liquid laundry detergents.	06	7104022	05/18	116.673	116.673	116.673	116.673	116.673
Soaps, excluding specialty cleaners, household.	06	710403	06/83	229.702	229.702	229.702	229.702	229.702
Polish and other sanitation goods.	06	72	06/83	234.258	234.258	234.258	234.636	234.636
Polish and other sanitation goods.	06	7201	06/83	234.258	234.258	234.258	234.636	234.636
Polishing preparations and related products.	06	720103	06/83	297.844	297.844	297.844	297.844	297.844
Specialty cleaning and sanitation products.	06	720105	05/17	123.578	123.578	123.578	123.929	123.930
Disinfectants, nonagricultural, industrial and institutional.	06	7201051	05/17	158.776	158.776	158.776	159.173	159.173
Air and room fresheners.	06	7201053	12/11	127.249	127.249	127.249	127.402	127.405
Laundry fabric softeners and rinses, liquid and dry.	06	7201058	05/17	115.378	115.378	115.378	115.908	115.908
Other specialty cleaning and sanitation products.	06	7201059	12/11	125.454	125.454	125.454	125.884	125.884
Cosmetics and other toilet preparations.	06	75		192.480	192.555	192.559	193.650	193.650
Shaving preparations.	06	7502		191.085	191.085	191.088	191.088	191.088
Shaving preparations.	06	750206	06/99	169.070	169.070	169.073	169.073	169.073
Perfumes, toilet waters, and colognes.	06	7503		198.566	198.566	198.566	198.566	198.566
Perfumes, toilet waters, and colognes.	06	750306	06/99	123.848	123.848	123.848	123.848	123.848
Hair preparations (including shampoos).	06	7504		218.212	218.212	218.212	218.831	218.831
Hair preparations (including shampoos).	06	750407	06/99	161.514	161.514	161.514	161.973	161.973
Hair preparations incl professional, consumer, and cream/gel shampoos.	06	75040701	12/11	141.925	141.925	141.925	142.385	142.385
Hair tonics and hair dressings incl professional and consumer use.	06	75040702	12/11	120.671	120.671	120.671	120.844	120.844
Toothpastes, denture cleaners, and mouthwashes.	06	7505		180.483	180.483	180.483	180.483	180.483
Denture cleaners, mouthwashes, gargles, and rinses.	06	750504	12/11	138.765	138.765	138.765	138.765	—
Creams, lotions, and oils, excluding shaving, hair, and deodorant.	06	7514	06/99	134.479	134.479	134.479	136.582	136.582
Creams, lotions, and oils, excluding shaving, hair, and deodorant.	06	751401	06/99	134.479	134.479	134.479	136.582	136.582
Other cosmetics and toilet preparations.	06	7515	06/99	127.438	127.558	127.564	128.071	128.071
Other cosmetics and toilet preparations.	06	751501	06/99	127.438	127.558	127.564	128.071	128.071

See footnotes at end of table.

Table 9. Producer price indexes for commodity and service groupings and individual items, not seasonally adjusted — Continued
 [February 2025, Index base 1982=100, unless otherwise indicated]

Title	Commodity code		Other index base	Unadjusted index ¹				
	Group code	Item code		Oct. 2024	Nov. 2024 ^P	Dec. 2024 ^P	Jan. 2025 ^P	Feb. 2025 ^P
Misc. chemical prod. and preparations.....	06	79		321.499	321.194	319.356	326.404	326.600
Explosives and blasting accessories.....	06	7902		297.288	298.684	299.147	314.355	314.531
Explosives and blasting accessories.....	06	790234	12/03	182.734	183.593	183.877	193.225	193.333
Industrial gases.....	06	7903		368.315	371.159	355.424	379.962	379.320
Carbon dioxide.....	06	790302		589.236	588.983	582.629	574.054	563.403
Nitrogen.....	06	790303		251.147	252.353	251.148	251.166	251.232
Oxygen.....	06	790304		617.873	617.839	619.813	662.825	662.733
Argon and hydrogen.....	06	790309	06/09	92.333	92.241	92.219	104.002	104.001
Other industrial gases (including fluorocarbon and acetylene).....	06	790312	06/09	275.855	279.986	256.057	281.121	281.121
Adhesives and sealants.....	06	7904	12/83	365.304	365.320	365.409	364.165	365.151
Synthetic resin and rubber adhesives.....	06	790402	12/83	368.036	368.062	368.209	365.475	367.098
Epoxy adhesives.....	06	7904021	12/11	163.016	163.016	163.016	161.595	162.133
Other synthetic resin and rubber adhesives.....	06	7904026	12/11	137.143	137.167	137.306	137.588	137.857
Structural sealants (load bearing).....	06	790407	12/11	119.103	119.103	119.103	119.103	119.103
Nonstructural caulking compounds and sealants.....	06	79040A	12/11	183.210	183.210	183.210	184.013	184.013
Surface active agents.....	06	7905	12/83	349.326	347.057	347.057	351.057	353.231
Surfactants (bulk surface active agents).....	06	790502	12/83	389.718	386.355	386.355	389.347	392.567
Gum and wood chemicals, including wood distillation products.....	06	7906	06/84	547.647	533.849	535.265	539.067	530.333
Gum and wood chemicals, including wood distillation products.....	06	790607	12/03	357.548	348.539	349.463	351.946	346.243
Other miscellaneous chemical products.....	06	7909		267.633	266.975	267.728	273.407	273.293
Evaporated salt, (bulk, pressed blocks, and packaged), excluding table salt.....	06	790904	06/85	238.689	245.801	246.505	247.242	247.397
Carbon black, all processes.....	06	790918	12/83	616.450	602.636	618.116	559.632	559.632
Printing ink.....	06	790919	06/84	261.332	262.718	262.944	263.424	263.456
Gravure printing inks.....	06	7909192	12/11	104.825	104.825	104.825	104.825	104.825
Lithographic and offset inks.....	06	7909193	12/11	133.411	133.411	133.411	133.411	133.411
News and nonheat web offset printing inks.....	06	79091931	12/11	145.750	145.750	145.750	145.750	145.750
Publication and commercial web inks.....	06	79091932	12/11	133.064	133.064	133.064	133.064	133.064
Sheet-fed general inks.....	06	79091933	12/11	130.697	130.697	130.697	130.697	130.697
Sheet-fed packaging inks.....	06	79091934	12/11	127.582	127.582	127.582	127.582	127.582
Flexographic printing inks.....	06	7909194	12/11	157.942	160.332	160.332	160.337	160.337
Nonimpact/digital inks.....	06	7909195	12/11	180.288	180.471	181.050	180.514	180.229
All other printing inks.....	06	7909196	12/11	122.617	122.750	122.677	126.262	127.031
Water treating compounds.....	06	790961	06/85	231.084	230.148	231.479	236.487	237.435
Automotive chemicals.....	06	790991	06/09	116.253	116.566	116.566	116.592	116.593
All other chemical preparations, including essential oils, matches, and gelatin.....	06	790999	06/85	290.454	288.793	288.727	302.548	301.934
Rubber and plastic products.....	07	—		254.121	253.945	253.619	254.662	253.514
Rubber and rubber products.....	07	1		225.943	225.371	224.863	225.801	226.277
Synthetic rubber, inc. styrene-butadiene rubber (SBR) and ethylene propylene.....	07	11		250.174	247.202	243.731	243.658	244.654
Synthetic rubber.....	07	1102		251.475	248.488	244.999	244.925	245.927
Synthetic rubber, inc. sbr and ethylene propylene.....	07	110224	06/03	199.232	196.865	194.101	194.043	194.836
Tires, tubes, tread, & repair materials.....	07	12		193.306	192.909	192.678	193.419	193.898
Tires.....	07	1201		188.825	188.441	188.210	188.951	189.430
Pneumatic tires (including passenger, truck, bus, tractor, industrial, and other tires).....	07	12010		188.893	188.493	188.253	189.024	189.522
Passenger car pneumatic tires.....	07	120104	12/03	194.679	194.023	193.584	194.070	195.345
Truck and bus (including off-the-highway) pneumatic tires.....	07	120105		185.754	185.744	185.871	188.050	186.596
Tread rubber, tire sundries, and repair materials.....	07	1203		288.689	287.859	287.859	287.933	287.933
Tread rubber, tire sundries, and repair materials.....	07	120354	12/03	207.673	207.076	207.076	207.129	207.129
Miscellaneous rubber products.....	07	13		256.499	256.728	257.145	258.743	259.008
Rubber and plastics footwear, including athletic footwear.....	07	1301		158.091	158.091	158.091	158.444	159.433
Rubber and plastics footwear, including athletic footwear.....	07	130109	12/11	117.836	117.836	117.836	118.099	118.836
Rubber and plastic belts and belting.....	07	1303		355.112	358.824	360.045	364.731	365.354
Flat rubber and plastics belts and belting.....	07	130371	12/03	319.085	324.496	324.496	329.277	329.279
Rubber and plastics transmission belts and belting (excluding flat).....	07	130372	12/03	161.465	161.465	162.912	164.579	165.315
Rubber and plastics hose.....	07	1304		294.892	294.871	297.776	297.666	297.828
Rubber and plastics hose.....	07	130411	12/11	130.754	130.745	132.033	131.985	132.056
Industrial rubber and plastics hose without fittings.....	07	1304116	12/11	117.909	117.909	117.909	117.909	117.909
Rubber and plastics water hose (incl. fire, irrigation, etc.).....	07	1304117	12/11	155.248	155.190	155.190	154.885	154.885
Rubber and plastics hose for on- and off-highway motor vehicles.....	07	1304118	12/11	128.162	128.162	132.205	132.205	132.205
Miscellaneous rubber products, n.e.c.....	07	1306	06/83	232.416	232.335	232.317	233.804	234.026
All other industrial rubber products.....	07	130604	06/83	328.649	327.590	327.382	327.844	327.844
All other miscellaneous rubber goods.....	07	130606	06/83	249.898	249.898	249.898	255.544	258.178
Rubber compounds or mixtures for sale or interplant transfer.....	07	130612	06/83	305.754	305.754	305.754	309.463	309.463
Rubber druggist and medical sundries, excluding gloves.....	07	130616	12/03	142.325	142.325	142.325	142.325	142.325
Rubber products for mechanical use.....	07	130617	12/04	145.741	145.741	145.753	146.360	146.373

See footnotes at end of table.

Table 9. Producer price indexes for commodity and service groupings and individual items, not seasonally adjusted — Continued
 [February 2025, Index base 1982=100, unless otherwise indicated]

Title	Commodity code		Other index base	Unadjusted index ¹				
	Group code	Item code		Oct. 2024	Nov. 2024 ^P	Dec. 2024 ^P	Jan. 2025 ^P	Feb. 2025 ^P
Molded rubber mechanical goods automotive.....	07	1306171	12/11	109.744	109.744	109.744	109.744	109.763
Molded rubber mechanical goods, transportation/off-highway.....	07	1306172	12/11	126.535	126.535	126.535	128.242	128.242
Other molded rubber mechanical goods (excluding tubing).....	07	1306179	12/11	156.049	156.049	156.115	157.449	157.449
Other extruded rubber mechanical goods (excl. auto)(excl. tubing)....	07	130617C	12/11	134.123	134.123	134.123	134.351	134.351
Rubber coated fabrics, garments, and footwear.....	07	130618	06/06	214.091	213.997	213.997	218.888	218.793
Plastic products.....	07	2		273.570	273.526	273.252	274.371	272.611
Plastic construction products.....	07	21		341.299	340.217	340.279	340.712	336.326
Plastics construction products.....	07	2106		341.300	340.217	340.279	340.712	336.326
Plastics pipe.....	07	210603	12/05	183.555	183.366	183.048	183.968	174.944
Plastics drain, waste, and vent pipe.....	07	2106031	12/11	133.478	132.606	136.041	137.946	115.844
Plastics water pipe.....	07	2106033	12/11	216.097	217.032	212.691	213.674	209.696
Plastics sewer, stormdrain, and water main pipe.....	07	2106038	12/17	194.899	194.269	193.430	193.323	190.103
Other plastics pipe.....	07	210603B	12/11	170.965	170.965	170.965	170.965	170.965
Plastics pipe fittings and unions.....	07	210604	12/05	319.179	317.958	319.005	319.736	319.267
Plastics plumbing fixtures.....	07	210605	12/05	170.913	170.913	170.913	170.913	170.913
Other plastics construction products.....	07	210606		299.933	298.432	298.713	298.483	299.717
Building and construction polystyrene foam products.....	07	2106061	06/08	199.237	199.237	199.237	199.237	199.237
Building & construction fabricated plastics products (excl foam, plumbing fixtures, hardware).....	07	2106063	06/08	170.387	169.425	169.605	169.457	170.249
Unsupported plastic film, sheet and other shapes.....	07	22		277.510	276.445	276.236	278.507	277.013
Unsupported plastics film, sheet, and other shapes.....	07	2205	12/82	275.002	273.947	273.740	275.990	274.509
Unsupported plastics film, sheet, and other shapes.....	07	220501	12/82	275.002	273.947	273.740	275.990	274.509
Unlaminated polyethylene film and sheet.....	07	2205011	12/11	129.863	128.577	128.843	128.213	128.213
Unlaminated vinyl and vinyl copolymer film and sheet.....	07	2205013	12/11	163.439	163.439	163.439	163.439	163.439
Miscellaneous unlaminated plastics film and sheet.....	07	2205014	12/11	113.089	113.475	113.038	113.794	113.801
Unlaminated plastics profile shapes.....	07	2205015	12/11	136.768	136.567	136.754	140.323	138.190
Laminated plastic sheets, rods, and tubes.....	07	23		275.840	275.840	275.701	276.125	276.125
Laminated plastics plates, sheet (except packaging), and shapes.....	07	2304		276.212	276.212	276.073	276.497	276.497
Laminated plastics plates, sheet (except packaging), and shapes.....	07	230401	12/82	284.320	284.320	284.178	284.614	284.614
Parts for manufacturing from plastics.....	07	26		181.593	182.115	181.984	182.458	180.185
Parts for transportation equipment.....	07	2601		171.625	172.317	172.317	172.401	169.242
Parts for transportation equipment.....	07	260105	12/82	170.223	170.910	170.910	170.993	167.860
Transportation polyurethane foam products.....	07	2601051	12/11	124.997	124.997	124.997	-	-
Transportation fabricated plastic parts (excluding foam and reinforced plastics).....	07	2601052	12/11	132.012	132.586	132.586	132.586	129.964
Other parts and components for manufacturing.....	07	2602		180.758	180.758	180.136	180.462	180.462
Other parts and components for manufacturing.....	07	260205	12/82	180.898	180.898	180.275	180.601	180.601
All other miscellaneous polyurethane foam products.....	07	2602051	12/11	120.749	120.749	120.749	120.989	120.989
Electrical & electronic fabricated plastics (excl. foam and reinforced plastics).....	07	2602052	12/11	114.838	114.838	113.662	114.245	114.245
All other polystyrene foam products incl. transportation application uses.....	07	2602053	12/11	173.572	173.572	173.572	173.572	173.572
Industrial machinery plastics products, excl foam (incl gears, bearings, bushings, cams).....	07	2602054	12/11	145.836	145.836	145.836	145.836	145.836
Foam components for furniture.....	07	2603	12/82	262.750	263.070	263.070	267.577	267.577
Foam components for furniture.....	07	260305	12/99	193.602	193.838	193.838	197.159	197.159
Other plastic products.....	07	29	12/82	312.341	312.825	313.863	315.840	314.187
Other plastics products.....	07	2901	12/82	312.341	312.825	313.863	315.840	314.187
Custom compounding of purchased resins and color concentrates.....	07	290196	12/99	204.985	205.544	205.308	206.781	204.875
All other reinforced and fiberglass plastics products.....	07	290197	12/99	261.068	261.068	263.882	265.470	265.464
Products made of foam other than polystyrene or polyurethane.....	07	290198	12/99	166.868	166.868	166.867	166.867	166.867
Plastic packaging products.....	07	2A	12/06	146.702	146.529	146.220	147.313	146.799
Plastics packaging products.....	07	2A01	12/06	146.702	146.529	146.220	147.313	146.799
Plastics packaging products.....	07	2A0101	12/06	146.702	146.529	146.220	147.313	146.799
Other plastics packaging products, excluding film, sheet, foam and bottles.....	07	2A01012	12/09	134.924	134.800	134.293	135.674	135.467
Packaging polyurethane foam products.....	07	2A01013	12/09	198.492	198.492	198.492	200.240	200.240
Plastics bottles.....	07	2A01014	12/09	131.505	131.380	131.178	131.903	130.801
Polystyrene foam food containers.....	07	2A01015	12/11	226.406	225.423	226.249	226.646	226.866
Polystyrene foam protective shipping pads, shaped cushioning, etc....	07	2A01016	12/11	233.242	233.238	233.238	233.238	232.652
Consumer, institutional, and commercial products, n.e.c.....	07	2B	12/06	196.224	196.254	196.317	196.139	196.682
All other consumer, institutional, and commercial products.....	07	2B01	12/06	196.224	196.254	196.317	196.139	196.682
All other consumer, institutional, and commercial products.....	07	2B0101	12/06	196.224	196.254	196.317	196.139	196.682
Consumer and institutional polystyrene foam products.....	07	2B01011	12/07	218.597	218.637	219.230	218.685	218.611
Consumer and institutional polyurethane foam products.....	07	2B01013	12/07	203.956	203.956	203.956	203.956	203.956
Consumer/institutional/commercial fabricated plastics products.....	07	2B01015	12/07	179.692	179.720	179.697	179.582	180.208
Recyclable plastics.....	07	2C	12/11	80.375	83.998	79.229	81.328	-

See footnotes at end of table.

Table 9. Producer price indexes for commodity and service groupings and individual items, not seasonally adjusted — Continued

[February 2025, Index base 1982=100, unless otherwise indicated]

Title	Commodity code		Other index base	Unadjusted index ¹				
	Group code	Item code		Oct. 2024	Nov. 2024 ^P	Dec. 2024 ^P	Jan. 2025 ^P	Feb. 2025 ^P
Recyclable plastics.....	07	2C01	12/11	80.375	83.998	79.229	81.328	—
Recyclable plastics.....	07	2C0101	12/11	80.375	83.998	79.229	81.328	—
Lumber and wood products.....	08	—		297.748	298.862	299.347	299.064	300.719
Lumber.....	08	1		258.077	263.493	265.797	264.008	268.277
Softwood lumber.....	08	11		260.351	269.326	272.406	267.542	274.907
Softwood cut stock and dimension.....	08	1105		230.006	230.509	232.396	237.178	243.297
Softwood cut stock and dimension.....	08	110503		245.487	246.024	248.038	253.142	259.673
Softwood lumber, not edge worked.....	08	1106	12/03	133.641	138.893	140.584	137.149	141.331
Softwood lumber, not edge worked.....	08	110601	12/03	133.641	138.893	140.584	137.149	141.331
Softwood dressed lumber, less than 2 inches in nominal thickness, not edge worked.....	08	1106012	06/12	116.027	116.704	119.695	122.203	130.782
Softwood dressed 2-inch lumber, 2 inches in nominal thickness only, not edge worked.....	08	1106013	06/12	151.418	161.844	164.668	157.110	163.708
Softwood dressed lumber and timbers, more than 2 inches in nominal thickness, not edge worked.....	08	1106014	06/12	113.579	113.764	113.579	114.010	114.194
Softwood lumber, made from purchased lumber.....	08	1107	12/03	262.366	264.454	266.011	272.651	272.249
Softwood lumber, made from purchased lumber.....	08	110701	12/03	262.366	264.454	266.011	272.651	272.249
Hardwood lumber.....	08	12		265.732	266.191	267.460	270.078	270.015
Hardwood cut stock and dimension.....	08	1203		332.459	339.674	347.789	355.903	355.903
Hardwood cut stock and dimension.....	08	120311	06/84	289.252	295.530	302.590	309.649	309.649
Hardwood flooring.....	08	1204	06/84	265.033	264.619	264.241	264.793	264.764
Oak and maple hardwood flooring.....	08	120401	06/84	268.400	267.955	267.548	268.142	268.111
Hardwood flooring, other than oak and maple.....	08	120402	12/11	148.437	148.437	148.437	148.437	148.437
Hardwood lumber, not edge worked.....	08	1205	12/03	103.308	102.950	102.752	103.204	103.163
Hardwood lumber, not edge worked.....	08	120501	12/03	103.308	102.950	102.752	103.204	103.163
Millwork.....	08	2		355.433	355.283	355.200	354.248	355.608
General millwork.....	08	21		339.472	339.428	339.226	339.340	340.634
General millwork.....	08	2101		339.472	339.428	339.226	339.340	340.634
Stock wood kitchen cabinets, related cabinetwork and countertops.....	08	210102	12/12	122.158	122.158	122.158	122.158	122.129
Stock wood kitchen cabinets and related cabinetwork for permanent installation.....	08	2101021	12/09	129.105	129.105	129.105	129.105	129.105
Custom wood kitchen cabinets, bathroom vanities, and related cabinetwork.....	08	210105	12/12	155.048	155.569	155.569	155.569	158.204
Custom wood kitchen cabinets and related cabinetwork not sold direct to customer at retail.....	08	2101051	12/09	183.217	183.544	183.544	183.544	187.888
Custom wood kitchen cabinets, bathroom vanities, and related cabinet work sold at retail.....	08	2101052	12/09	145.915	146.850	146.850	146.850	147.435
Wood window units.....	08	210112	06/83	387.816	387.816	387.816	392.226	399.291
Double hung wood window units.....	08	2101121	06/13	171.628	171.628	171.628	174.775	174.775
Casement wood window units.....	08	2101122	06/13	190.660	190.660	190.660	191.707	195.678
All other wood window units, including horizontal sliding, awning and single hung.....	08	2101123	06/13	163.237	163.237	163.237	164.880	174.270
Wood sash, excluding sash shipped in window units.....	08	210122	06/83	392.023	392.023	392.023	397.151	403.499
Wood window & door frames, incl. door frames in door units, excl. window frames in window units.....	08	210132	06/83	214.152	214.152	215.476	213.251	213.573
Wood panel, flush, & molded face doors, interior & exterior, incl. doors with glazed sections.....	08	210142	06/83	360.210	357.613	357.695	354.434	349.266
Other wood doors, incl. garage, patio, bifold, cabinet, screen, storm and louver.....	08	210152	06/83	331.109	331.038	330.146	329.696	336.424
Wood moldings.....	08	210162	06/83	342.034	342.361	342.579	342.323	336.853
Mirror and picture frames and framed pictures.....	08	210175	06/02	162.687	162.687	162.687	162.687	162.687
Other wood millwork products, including stairwork, exterior millwork, and softwood flooring.....	08	210183	06/83	321.369	321.369	318.529	319.552	315.587
Prefabricated structural members.....	08	22		450.621	450.020	450.417	445.004	446.752
Prefabricated structural members.....	08	2201		450.621	450.020	450.417	445.004	446.752
Laminated veneer lumber.....	08	220107	12/03	234.230	234.596	—	—	—
Other engineered structural wood members, excluding trusses & laminated veneer lumber.....	08	220108	12/03	223.418	223.717	223.629	223.629	223.568
Wood trusses.....	08	220109	12/03	274.500	273.854	274.761	270.655	271.991
Plywood.....	08	3		269.722	269.583	268.033	265.250	270.913
Softwood veneer and plywood.....	08	31		306.417	306.736	303.910	296.984	308.379
Softwood veneer and plywood.....	08	3103		239.289	239.538	237.332	231.923	240.821
Softwood veneer and plywood.....	08	310303	12/05	147.833	147.987	146.624	143.282	148.779
Softwood veneer, incl. veneer backed w/ paper, cloth, or other flexible material.....	08	3103031	12/07	122.716	122.202	123.523	123.871	124.836
Softwood plywood products: rough, sanded, and specialties.....	08	3103035	12/11	176.950	177.640	174.077	167.620	177.034
Hardwood veneer and plywood.....	08	35	12/05	156.177	155.792	155.573	156.361	156.478
Hardwood veneer and plywood.....	08	3501	12/05	156.177	155.792	155.573	156.361	156.478

See footnotes at end of table.

Table 9. Producer price indexes for commodity and service groupings and individual items, not seasonally adjusted — Continued

[February 2025, Index base 1982=100, unless otherwise indicated]

Title	Commodity code		Other index base	Unadjusted index ¹				
	Group code	Item code		Oct. 2024	Nov. 2024 ^P	Dec. 2024 ^P	Jan. 2025 ^P	Feb. 2025 ^P
Hardwood veneer, including veneer backed with paper, cloth, or other flexible material.....	08	350102	12/11	134.472	135.165	134.773	135.095	135.269
Hardwood plywood.....	08	350104	12/12	155.536	153.516	153.652	154.475	154.475
Hardwood veneered panels, including two-ply veneers.....	08	350107	12/11	146.500	146.417	146.095	147.819	147.946
Other wood products.....	08	4		208.651	208.404	208.450	209.823	209.797
Wood pallets and pallet containers, wood and metal combination.....	08	41		334.479	333.639	333.677	333.051	333.051
Wood pallets and pallet containers.....	08	4101		334.479	333.639	333.677	333.051	333.051
Wood pallets and pallet containers, wood and metal combination.....	08	410101	12/09	171.273	170.843	170.862	170.542	170.542
Wood boxes.....	08	42		219.861	219.861	220.216	227.943	227.943
Wood boxes.....	08	4201		219.861	219.861	220.216	227.943	227.943
Nailed and lock-corner wood boxes.....	08	420101	06/85	211.820	211.820	211.820	212.713	212.713
Wood box and crate shook.....	08	420102	06/85	223.338	223.338	224.154	219.828	219.828
Other wood container parts and wood containers.....	08	420127	12/03	118.068	118.068	118.068	129.727	129.727
Miscellaneous wood products.....	08	49		157.633	157.643	157.663	159.448	159.405
Wood ties, siding, shingles, and shakes, and contract sawing of logs owned by others.....	08	4903	12/03	174.499	174.499	174.499	174.499	174.499
Wood ties, siding, shingles, and shakes, and contract sawing of logs owned by others.....	08	490301	12/03	174.499	174.499	174.499	174.499	174.499
Sawn wood fence stock, wood lath, and contract resawing and planing.....	08	4904	12/03	220.450	220.450	220.450	220.444	220.444
Sawn wood fence stock, wood lath, and contract resawing and planing.....	08	490401	12/03	220.450	220.450	220.450	220.444	220.444
All other miscellaneous wood products.....	08	4909	06/84	248.667	248.685	248.722	252.014	251.934
All other miscellaneous wood products.....	08	490901	06/84	248.667	248.685	248.722	252.014	251.934
Logs, bolts, timber, pulpwood and wood chips.....	08	5		259.790	259.335	259.432	259.669	260.877
Logs, bolts, timber, pulpwood and wood chips.....	08	51		259.790	259.335	259.432	259.669	260.877
Logs, bolts, timber, pulpwood and wood chips.....	08	5105	12/11	111.009	110.814	110.856	110.957	111.473
Logs, bolts, timber and pulpwood.....	08	510502	12/11	108.917	108.860	108.928	108.939	109.574
Wood chips, excluding field chips.....	08	510505	12/11	115.821	115.057	114.990	115.464	115.465
Prefabricated wood buildings & components.....	08	6	12/84	384.758	385.188	385.503	393.410	394.756
Prefabricated wood buildings & components.....	08	61	12/84	384.758	385.188	385.503	393.410	394.756
Prefabricated wood buildings and components.....	08	6101	12/84	384.758	385.188	385.503	393.410	394.756
Prefabricated stationary wood buildings, components (not sold as complete units).....	08	610101	12/84	217.822	217.200	217.520	231.374	230.129
Prefabricated stationary wood buildings, precut packages (complete units).....	08	610102	12/84	522.819	522.021	522.678	514.070	517.888
Prefabricated stationary wood buildings, shipped in panel form (complete units).....	08	610103	12/84	575.022	577.742	576.545	605.421	604.893
Prefabricated stationary wood buildings, shipped in three-dimensional assemblies.....	08	610104	12/84	421.978	421.978	423.474	423.370	426.964
Prefabricated stationary wood buildings, three-dimensional assemblies, residential.....	08	6101041	12/11	200.541	200.541	201.317	201.262	202.971
Prefabricated stationary wood buildings, three-dimensional assemblies, nonresidential.....	08	6101042	12/11	181.752	181.752	181.835	181.835	183.378
Treated wood and contract wood preserving.....	08	7	06/85	279.759	278.868	279.360	280.904	274.546
Treated wood and contract wood preserving.....	08	71	06/85	279.759	278.868	279.360	280.904	274.546
Treated wood.....	08	7101	06/85	285.597	284.661	285.166	286.806	280.026
Wood poles, piles, and posts owned and treated by the same establishment.....	08	710101	06/85	429.754	424.835	426.994	430.319	415.780
Other wood products owned and treated by the same establishment.....	08	710102	06/85	235.774	237.453	236.893	237.648	235.082
Contract wood preservation.....	08	7102	06/85	225.865	225.625	225.964	226.080	226.080
Receipts for treating wood owned by others w/ arsenical chemicals, creosote, & other chemicals.....	08	710201	06/85	225.865	225.625	225.964	226.080	226.080
Pulp, paper, and allied products.....	09	—		339.700	339.592	338.881	339.229	340.426
Pulp, paper, and prod., ex. bldg. paper.....	09	1		293.540	292.725	291.288	291.643	292.820
Wood pulp.....	09	11		234.942	233.714	228.218	222.667	219.910
Wood pulp.....	09	1105	06/06	163.106	162.253	158.438	154.584	152.670
Wood pulp.....	09	110501	06/06	163.106	162.253	158.438	154.584	152.670
Special alpha and dissolving wood pulp, incl. sulfite and sulfate and other wood pulp.....	09	1105012	12/11	125.021	124.304	121.094	118.234	116.690
All other miscellaneous pulp, other than wood, and pulp mill byproducts incl. turpentine.....	09	1105017	12/07	157.252	157.252	157.252	152.326	151.475
Recyclable paper.....	09	12		338.337	313.498	284.614	291.151	291.633
News and other low grade recyclable paper.....	09	1201		—	272.228	241.084	241.084	—
News and other low grade recyclable paper.....	09	120125	06/06	—	122.901	108.841	108.841	—
Corrugated recyclable paper.....	09	1203		301.133	282.604	255.298	264.354	272.140
Corrugated recyclable paper.....	09	120325	06/06	103.438	97.073	87.694	90.804	93.479
High grade recyclable paper (including pulp substitutes and deinking).....	09	1207	12/86	214.570	187.886	174.940	173.817	164.450
High grade recyclable (including pulp substitutes and deinking).....	09	120725	06/06	161.322	141.260	131.526	130.682	123.640

See footnotes at end of table.

Table 9. Producer price indexes for commodity and service groupings and individual items, not seasonally adjusted — Continued

[February 2025, Index base 1982=100, unless otherwise indicated]

Title	Commodity code		Other index base	Unadjusted index ¹				
	Group code	Item code		Oct. 2024	Nov. 2024 ^P	Dec. 2024 ^P	Jan. 2025 ^P	Feb. 2025 ^P
Paper.....	09	13		252.863	251.812	251.516	250.296	253.548
Writing and printing papers.....	09	1301		245.993	245.610	245.417	244.385	246.682
Bleached bristol, clay-coated, uncoated, and industrial converted paper.....	09	130119	12/11	132.473	132.213	132.082	131.383	132.669
Printing paper, coated at establishments other than where paper was produced.....	09	130120	12/11	129.914	129.914	129.914	129.914	—
Newsprint.....	09	1302		129.049	129.049	129.049	129.049	129.049
Newsprint.....	09	130291		129.049	129.049	129.049	129.049	129.049
Packaging and industrial converting paper.....	09	1303		323.437	321.333	320.967	318.344	322.110
Coated and laminated single and multi-web paper.....	09	130321	12/87	270.958	270.958	271.921	271.465	271.366
Single-web paper, rolls and sheets, including waxed, for flexible packaging uses.....	09	1303211	12/11	164.406	164.406	164.504	164.685	164.685
Multiweb laminated rolls and sheets, except foil, for flexible packaging uses.....	09	1303214	12/11	138.142	138.142	139.046	138.424	138.323
Coated and laminated single and multi-web film.....	09	130322	12/87	259.564	258.126	258.010	255.013	259.226
Single-web film, rolls, and sheets, including coextruded, for flexible packaging uses.....	09	130322A	01/19	131.566	130.683	130.660	129.211	132.035
Single-web film, rolls, and sheets for flexible packaging uses.....	09	130322A1	12/11	144.602	143.857	143.834	142.145	145.673
Coextruded single-web film, for flexible packaging uses.....	09	130322A2	12/11	141.422	139.533	139.493	138.344	139.596
All other coated and processed papers.....	09	1305	12/82	277.000	274.768	273.587	276.495	289.467
Other coated and processed papers, except for packaging uses.....	09	130506	06/13	133.268	131.954	131.259	132.971	137.597
Paperboard.....	09	14		343.106	343.856	343.626	346.383	348.508
Corrugated paperboard in sheets and rolls, lined and unlined.....	09	1405		337.893	337.893	343.296	348.820	348.820
Corrugated paperboard in sheets and rolls, lined and unlined.....	09	140551		337.893	337.893	343.296	348.820	348.820
Paperboard, excluding corrugated paperboard in sheets and rolls.....	09	1411	12/82	364.831	365.802	364.233	366.503	369.255
Recycled paperboard.....	09	141105	12/82	405.617	406.721	408.659	410.689	410.879
Unbleached kraft packaging and industrial converting paperboard.....	09	141107	12/99	216.603	217.408	215.224	217.236	220.213
Bleached packaging and industrial converting paperboard.....	09	141112	05/21	128.402	128.402	128.402	128.402	128.402
Converted paper and paperboard products.....	09	15		309.830	309.755	309.143	309.494	310.125
Sanitary paper products, including stock.....	09	1501		219.327	219.462	217.655	217.739	217.999
Sanitary paper products, including stock.....	09	150123	12/99	152.201	152.295	151.041	151.099	151.279
Sanitary tissue paper products, made in paper mills.....	09	1501233	12/07	132.522	132.650	130.922	130.952	131.135
Disposable diapers and similar disposable products, purchased sanitary paper stock and wadding.....	09	1501234	12/07	124.815	124.815	124.815	124.815	124.815
Sanitary tissue paper products, made from purchased sanitary paper stock or wadding.....	09	1501235	12/07	145.281	145.323	144.780	144.942	145.195
Paper, plastic, and foil bags.....	09	1502		357.746	353.240	351.967	351.458	353.241
Specialty bags, pouches and liners.....	09	150216	12/83	286.002	281.938	280.701	280.243	282.121
Single-web film specialty bags, pouches, and liners.....	09	1502162	12/10	140.166	137.917	137.227	136.953	137.701
Polyethylene grocery and variety bags and pouches.....	09	15021621	12/11	124.990	124.748	124.748	124.748	130.286
Polyethylene refuse bags.....	09	15021622	12/11	131.671	131.569	131.308	130.018	130.187
Other polyethylene bags, pouches, and liners.....	09	15021625	12/11	146.727	139.427	137.858	138.195	136.800
Coextruded single-web film specialty bags, pouches, & liners.....	09	15021626	06/13	145.583	145.583	144.095	142.638	142.638
Multiweb film/film combination specialty bags, pouches and liners.....	09	1502163	12/10	129.847	129.847	129.847	129.907	129.907
Uncoated single-web paper grocers' bags and sacks and variety and shopping bags.....	09	150217	12/83	466.793	465.964	467.155	467.593	463.254
Shipping sacks and multiwall bags, all materials, except textiles.....	09	1502183	12/83	305.788	305.144	305.144	304.532	304.572
Paper boxes and containers.....	09	1503		355.633	356.633	356.872	357.909	358.172
Corrugated shipping containers.....	09	150301	06/87	339.135	339.135	339.409	341.558	341.558
Corrugated shipping containers for food and beverages and carryout boxes for retail food.....	09	1503011	12/09	167.384	167.384	167.745	168.812	168.812
Corrugated shipping containers for paper and allied products.....	09	1503012	12/09	161.437	161.437	161.437	161.437	161.437
Corrugated shipping containers for metal and electrical machinery.....	09	1503013	12/09	191.580	191.580	191.580	197.698	197.698
Corrugated shipping containers for all other end uses.....	09	1503014	12/09	177.720	177.720	177.720	177.720	177.720
Setup (rigid) paperboard boxes.....	09	150322	12/83	514.428	514.241	514.241	514.241	530.293
Folding paperboard boxes, packaging, and packaging components.....	09	150336	12/04	162.825	164.359	164.454	162.713	162.839
Folding paperboard boxes, packaging, and packaging components.....	09	15033601	12/11	149.145	150.550	150.637	149.042	149.158
Paperboard fiber drums with ends of any material.....	09	150337		565.781	570.372	570.345	570.345	570.014
Other corrugated and solid fiber products, including containers, pallets, pads, etc.....	09	1504		473.246	471.503	471.503	471.503	471.503
Other corrugated and solid fiber products, including containers, pallets, pads, etc.....	09	150441		658.151	655.727	655.727	655.727	655.727
Office supplies and accessories.....	09	1506		269.014	269.969	271.031	270.551	273.565
Envelopes.....	09	150636	12/84	247.658	247.174	246.922	254.205	257.619
Die-cut paper and paperboard office supplies.....	09	150646	12/03	318.352	318.351	318.351	322.268	333.733
Paper supplies for business machines and other misc. unprinted office supplies.....	09	150655	06/90	259.363	265.059	269.284	253.689	255.179
Tablets, pads, and related products.....	09	150657	12/11	139.123	139.123	139.123	139.123	139.123
Fiber cans, tubes, and similar fiber products.....	09	1507		499.827	500.370	500.074	501.321	502.625
Fiber cans, all fiber and composite.....	09	150731	12/09	196.075	195.911	195.564	195.431	194.169
Fiber cores and tubes.....	09	150732	12/09	190.089	190.497	190.497	191.310	192.733

See footnotes at end of table.

Table 9. Producer price indexes for commodity and service groupings and individual items, not seasonally adjusted — Continued

[February 2025, Index base 1982=100, unless otherwise indicated]

Title	Commodity code		Other index base	Unadjusted index ¹				
	Group code	Item code		Oct. 2024	Nov. 2024 ^P	Dec. 2024 ^P	Jan. 2025 ^P	Feb. 2025 ^P
Paperboard cones, reels, spools, bobbins, blocks, and all vulcanized fiber products.....	09	150733	12/09	168.898	168.898	168.898	168.898	168.898
Molded pulp goods, including egg cartons, florists pots, food trays, etc. ...	09	1508	06/85	277.463	280.916	279.672	277.056	279.329
Molded pulp goods, including egg cartons, florists pots, food trays, etc.....	09	150814	06/90	241.502	244.508	243.425	241.148	243.126
Miscellaneous converted paper and paperboard products.....	09	1509	12/84	254.533	253.823	254.357	254.958	254.961
Pasted, lined, laminated, or surface-coated paperboard.....	09	150901	12/84	329.130	329.130	329.156	332.790	332.790
Wallcoverings.....	09	150902	06/85	196.227	196.227	196.227	196.227	196.227
Other sanitary paper products & misc. converted paper & paperboard products.....	09	150999	12/84	251.499	250.619	251.277	251.430	251.435
Miscellaneous converted paper and paperboard products.....	09	1509992	06/10	155.574	155.029	155.436	155.531	155.534
Pressure-sensitive products.....	09	16	12/82	245.269	246.338	245.984	247.297	246.244
Pressure-sensitive products.....	09	1601	12/82	245.269	246.338	245.984	247.297	246.244
Pressure-sensitive products.....	09	160101	12/82	244.767	245.835	245.481	246.791	245.741
Building paper & building board mill prods.....	09	2		282.565	300.651	313.954	300.890	299.444
Hardboard, particleboard & fiberboard prods.....	09	22		266.565	283.627	296.177	283.853	282.489
Particleboard and fiberboard.....	09	2201		273.284	291.606	305.165	291.991	290.037
Particleboard made from particleboard produced at the same location...	09	220125	12/82	362.580	362.052	362.243	358.333	358.333
Medium density fiberboard (MDF) made from MDF produced at the same location.....	09	220131	06/84	253.569	253.190	252.697	249.733	—
Prefinished particleboard and medium density fiberboard (MDF) made from purchased materials.....	09	220141	12/02	235.647	235.647	229.137	226.098	221.152
Hardboard products.....	09	2202	06/84	240.864	240.864	239.325	238.202	247.299
Hardboard products.....	09	220206	12/11	183.620	183.620	182.446	181.590	188.525
Publications, printed matter and printing material.....	09	4	06/09	147.304	147.302	147.379	148.114	148.569
Books printing.....	09	44	12/83	293.274	292.865	296.336	298.817	298.817
Books printing.....	09	4401	12/83	293.274	292.865	296.336	298.817	298.817
Books printing.....	09	440114	06/05	186.627	186.367	188.576	190.155	190.155
Textbook printing and binding.....	09	4401141	12/11	158.544	158.036	158.023	161.577	161.577
Technical, scientific, & professional book printing & binding.....	09	4401143	12/11	144.872	143.543	145.284	145.284	145.284
Religious book printing and binding.....	09	4401145	12/11	164.538	164.252	165.339	166.039	166.039
General book (trade, etc.) printing and binding.....	09	4401147	12/11	243.977	243.977	250.037	250.037	250.037
Other book and pamphlet printing and binding.....	09	440114E	12/11	121.175	121.163	121.163	123.763	123.763
Manifold business forms printing.....	09	45	12/83	449.773	449.773	—	—	—
Manifold business forms printing.....	09	4501	12/83	449.773	449.773	—	—	—
Manifold business forms printing, excluding checkbooks.....	09	450105	09/18	121.782	121.782	—	—	—
Commercial printing.....	09	47	06/82	238.991	238.991	238.919	240.141	240.984
Magazine and periodical printing.....	09	4701	06/82	168.456	168.456	168.454	167.789	172.661
Magazine and periodical printing (lithographic).....	09	470102	06/82	179.271	179.271	179.268	178.561	183.746
Label and wrapper printing for packaging.....	09	4702	06/82	261.999	261.999	261.999	263.092	263.124
Label and wrapper printing (lithographic).....	09	470202	06/82	179.810	179.810	179.810	179.810	179.810
Label and wrapper printing (flexographic).....	09	470205	12/08	164.463	164.463	164.463	165.420	165.448
Catalog and directory printing.....	09	4703	06/82	157.367	157.367	159.106	159.008	159.008
Catalog and directory printing (lithographic).....	09	470302	06/82	171.299	171.299	173.192	173.085	173.085
Advertising printing.....	09	4705	06/82	190.442	190.442	190.601	190.119	190.119
Advertising printing (lithographic).....	09	470506	06/82	187.242	187.242	187.401	186.919	186.919
Other general job printing.....	09	4706	06/82	313.982	313.982	313.994	314.358	315.053
Quick printing.....	09	470604	12/08	155.834	155.834	155.834	—	—
Other commercial and general job printing.....	09	470609	06/82	304.879	304.879	304.895	305.316	306.123
Other commercial and general job printing (lithographic).....	09	4706091	06/09	137.892	137.892	137.899	137.923	138.320
All other commercial and general job printing.....	09	4706094	09/18	132.500	132.500	132.500	134.488	134.488
Other commercial printing, incl. screen, engraving, digital, & general job exc. labels/wrappers.....	09	4711	12/88	213.046	213.046	212.552	215.458	216.367
Commercial screen printing, excluding on garments, apparel accessories, & other fabric articles.....	09	471101	06/82	191.313	191.313	191.313	191.477	191.477
Screen printing (excluding on textiles, apparel, apparel accessories, and labels).....	09	4711012	06/09	136.197	136.197	136.197	136.314	136.314
Other commercial and general job screen printing.....	09	47110123	06/10	133.679	133.679	133.679	134.013	134.013
Digital printing.....	09	471103	12/88	163.740	163.740	163.248	165.651	166.556
Blankbooks, binders, and bookbinding work.....	09	48	06/85	349.299	349.947	350.566	350.949	351.268
Tradebinding and related work.....	09	4802	12/85	226.810	227.483	228.125	228.522	228.853
Miscellaneous binding and postpress work, incl. collating, perforating, folding, gluing, etc.....	09	480203	12/11	132.998	132.998	132.998	132.998	132.998
Softcover, pamphlet, sample book, and other binding of books and materials printed elsewhere.....	09	480204	12/11	148.249	148.324	148.606	148.704	149.055
Services for the printing trade.....	09	49	06/85	114.046	114.046	114.046	114.046	114.046
Prepress services, including platemaking.....	09	4905	12/03	101.738	101.738	101.738	101.738	101.738
Prepress services, excl. platemaking (incl. film, assembled flats, color sep., typesetting, etc.).....	09	490501	12/03	99.504	99.504	99.504	99.504	99.504

See footnotes at end of table.

Table 9. Producer price indexes for commodity and service groupings and individual items, not seasonally adjusted — Continued

[February 2025, Index base 1982=100, unless otherwise indicated]

Title	Commodity code		Other index base	Unadjusted index ¹				
	Group code	Item code		Oct. 2024	Nov. 2024 ^P	Dec. 2024 ^P	Jan. 2025 ^P	Feb. 2025 ^P
Printing plates and cylinders, prepared for printing (excl blank plates and blank cylinders)	09	490502	12/03	109.915	109.915	109.915	109.915	109.915
Metals and metal products	10	—		307.841	308.485	305.836	307.399	312.879
Iron and steel	10	1		294.235	297.372	288.985	288.564	299.913
Iron ores	10	11		196.287	197.498	198.104	198.673	198.673
Iron ores	10	1105	12/97	206.272	207.544	208.181	208.779	208.779
Iron ores	10	110555	12/97	206.272	207.544	208.181	208.779	208.779
Iron and steel scrap	10	12		526.359	527.912	514.745	543.766	601.790
Carbon steel scrap	10	1211	12/86	487.426	488.649	475.007	504.089	562.320
Heavy melting scrap	10	121191	06/96	273.822	—	—	—	—
Carbon steel scrap bundles	10	121192	06/96	261.251	259.802	251.265	263.205	287.434
Shredded carbon steel scrap	10	121193	06/96	236.020	236.420	229.619	242.120	267.880
Cut plate and structural scrap	10	121194	06/96	285.011	277.240	269.293	284.045	313.066
Stainless and other alloy steel scrap	10	1212	12/86	438.429	441.957	437.855	436.406	436.044
Stainless and other alloy steel scrap	10	121208	06/96	284.053	286.339	283.681	282.742	282.508
Cast iron scrap	10	1213	12/86	257.315	258.737	262.635	277.496	297.632
Cast iron scrap	10	121308	06/96	200.328	201.434	204.469	216.039	231.715
Foundry and forge shop products	10	15		278.740	279.013	278.235	279.418	281.495
Pressure and soil pipe and fittings, cast iron	10	1502		598.548	601.431	601.211	608.898	628.327
Cast iron pressure and soil pipe and fittings, except ductile pressure pipe	10	150227		1,157.420	1,160.631	1,160.189	1,160.920	1,161.251
Other gray and ductile iron castings	10	1504		269.682	269.934	269.944	270.554	271.794
Ductile iron castings (excluding pressure pipe & fittings)	10	150413	12/03	191.952	192.168	192.157	192.631	193.404
Gray iron castings (including molds and stools for heavy steel ingots)	10	150419	12/11	140.369	140.463	140.487	140.764	141.520
Standard and pearlitic malleable iron castings	10	1505		456.433	456.563	456.511	467.686	467.766
Standard and pearlitic malleable iron castings	10	150501		456.433	456.563	456.511	467.686	467.766
Steel investment castings	10	1506		316.063	316.495	318.252	318.489	324.766
Steel investment castings	10	150624	12/03	180.418	180.665	181.668	181.803	185.387
Carbon steel castings, except investment	10	1507		295.219	295.348	295.378	297.912	297.912
Carbon steel castings, except investment	10	150701	12/03	199.823	199.910	199.931	201.646	201.646
High alloy steel castings, excluding investment	10	1508		365.791	366.140	366.140	366.141	366.604
High alloy steel castings, excluding investment	10	150801	12/03	268.704	268.960	268.960	268.961	269.301
Other alloy steel castings, except investment	10	1509		284.619	284.619	284.619	284.619	284.619
Other alloy steel castings, except investment	10	150901	12/03	203.882	203.882	203.882	203.882	203.882
Other forge shop products	10	1513	06/82	199.199	199.256	196.843	197.923	198.363
Closed die forgings, ferrous	10	151359	06/98	147.379	147.445	145.500	147.055	147.383
Hot impression die impact, press and upset steel forgings	10	15135912	12/17	120.480	120.540	118.796	120.190	120.458
Hot impression die impact, press, and upset carbon steel forgings	10	151359121	12/17	113.998	113.998	110.775	111.229	111.729
Hot impression die impact, press, & upset alloy steel forgings, except stainless and high temp	10	151359122	12/17	121.692	121.828	121.554	123.866	123.901
Steel mill products	10	17		273.422	277.567	267.649	262.467	269.676
Semifinished steel mill products	10	1702	06/82	356.203	357.415	348.264	342.798	346.782
Hot rolled steel bars, plates, and structural shapes	10	1704	06/82	265.314	260.546	261.163	258.300	252.188
Hot rolled steel bars, plates, and structural shapes, carbon	10	170410	12/17	152.561	149.561	149.949	148.382	144.514
Steel wire	10	1705	06/82	357.439	358.008	359.026	355.934	357.605
Steel wire, carbon	10	170501	12/03	318.898	319.666	320.033	319.227	320.811
Steel pipe and tube	10	1706	06/82	361.012	361.010	358.102	353.336	350.746
Steel pipe and tube, carbon	10	170652	12/17	151.560	151.680	150.272	148.220	146.642
Steel pipe and tube, stainless steel	10	170674	12/10	132.832	132.919	133.326	131.513	133.048
Cold rolled steel sheet and strip	10	1707	06/82	324.700	335.955	322.156	314.463	321.061
Cold rolled steel sheet and strip	10	170710	06/82	324.700	335.955	322.156	314.463	321.061
Cold finished steel bars and bar shapes	10	1708	06/82	253.368	254.192	253.255	251.127	250.961
Cold finished steel bars and bar shapes	10	170810	12/17	132.257	132.688	132.198	131.088	131.001
Electrometallurgical ferroalloy products	10	1712	12/17	113.076	114.098	116.470	114.830	114.374
Electrometallurgical ferroalloy products	10	171201	12/17	113.076	114.098	116.470	114.830	114.374
Nonferrous metals	10	2		353.984	352.474	350.983	356.123	363.634
Nonferrous metal ores	10	21	12/83	600.614	585.856	568.108	600.551	616.126
Primary nonferrous metals	10	22		281.983	275.549	277.764	279.457	296.804
Primary nonferrous metals	10	2201		288.937	282.345	284.614	286.348	304.123
Nonferrous scrap	10	23		490.924	487.588	493.107	494.823	506.405
Copper base scrap	10	2301		664.003	642.581	650.009	653.567	672.234
No. 1 copper scrap, including wire	10	230101	12/86	543.878	523.821	532.316	537.858	559.948
No. 2 copper scrap, including wire	10	230102	12/86	937.337	898.210	898.986	906.054	929.988
Yellow brass scrap	10	230103	12/86	710.753	703.298	708.809	701.354	697.439
Aluminum base scrap	10	2302		305.490	314.405	315.632	319.938	321.946
Used beverage can scrap	10	230205	12/86	267.446	280.163	284.052	288.113	295.620

See footnotes at end of table.

Table 9. Producer price indexes for commodity and service groupings and individual items, not seasonally adjusted — Continued
 [February 2025, Index base 1982=100, unless otherwise indicated]

Title	Commodity code		Other index base	Unadjusted index ¹				
	Group code	Item code		Oct. 2024	Nov. 2024 ^P	Dec. 2024 ^P	Jan. 2025 ^P	Feb. 2025 ^P
Other nonferrous scrap (including lead, zinc and precious metals).....	10	2303		429.156	418.951	427.949	422.393	439.909
Other nonferrous scrap (including lead, zinc and precious metals).....	10	230309	06/06	183.538	179.174	183.022	180.645	188.137
Secondary nonferrous metals.....	10	24		346.539	344.677	348.332	342.814	351.456
Secondary aluminum.....	10	2402		270.768	273.397	273.273	271.876	273.860
Secondary aluminum.....	10	240229	06/97	168.510	170.146	170.069	169.200	170.434
Secondary copper, alloyed and unalloyed.....	10	2403		827.379	823.348	828.974	815.679	823.991
Secondary copper, alloyed and unalloyed.....	10	240339	06/97	542.157	539.515	543.202	534.490	539.937
Secondary precious metals.....	10	2406		539.294	524.500	540.686	535.450	580.501
Secondary precious metals.....	10	240669	06/97	639.458	621.917	641.108	634.899	688.319
All other miscellaneous secondary nonferrous metals, including lead and zinc.....	10	2408	06/11	101.285	100.245	101.342	95.738	94.328
All other miscellaneous secondary nonferrous metals, including lead and zinc.....	10	240801	06/11	101.285	100.245	101.342	95.738	94.328
Nonferrous mill shapes.....	10	25		282.193	287.861	287.986	290.543	293.838
Aluminum mill shapes.....	10	2501		238.838	244.677	246.625	246.962	249.536
Extruded aluminum shapes, including rod, bar, and wire.....	10	250162	12/04	162.116	164.808	166.417	166.988	168.141
Copper and brass mill shapes.....	10	2502		634.984	649.174	637.511	645.990	657.853
Copper and copper alloy rod, bar and shapes.....	10	250238	12/03	384.576	384.700	373.085	380.187	390.374
Copper and copper alloy pipe and tube.....	10	250239	06/04	412.348	—	—	—	—
Nickel and nickel-base alloy mill shapes.....	10	2504		209.711	207.550	210.302	207.937	204.992
Nickel and nickel-base alloy mill shapes.....	10	250466	12/03	152.378	150.808	152.808	151.089	148.949
Titanium and titanium-base alloy mill shapes.....	10	2505		220.035	220.050	220.050	236.873	234.686
Titanium and titanium-base alloy mill shapes.....	10	250505	12/03	195.730	195.744	195.744	210.708	208.764
Other nonferrous mill shapes.....	10	2519		295.033	295.789	297.052	301.031	308.336
All other nonferrous metal mill shapes, except precious metal.....	10	251935	12/03	275.288	276.267	276.019	275.662	277.458
Nonferrous wire and cable.....	10	26		374.181	369.961	364.969	366.334	372.923
Nonferrous wire and cable.....	10	2603	12/82	383.815	379.486	374.366	375.765	382.524
Electronic wire and cable.....	10	260301	12/82	344.501	340.790	332.414	330.232	352.691
Copper wire and cable.....	10	260314	12/86	427.015	419.065	410.932	414.541	422.664
Power wire and cable.....	10	260332	06/04	471.157	469.815	466.852	469.430	467.133
Fiber optic cable.....	10	260333	12/88	60.952	60.952	60.529	60.529	60.529
Other wire and cable.....	10	260398	06/04	236.294	238.138	243.645	240.213	239.134
Nonferrous forge shop products.....	10	27	12/83	226.522	226.566	226.566	228.210	236.274
Nonferrous forge shop products.....	10	2701	12/83	226.522	226.566	226.566	228.210	236.274
Nonferrous forge shop products.....	10	270111	12/83	227.599	227.644	227.644	229.296	237.398
Hot impression die, impact, press and upset aluminum and other nonferrous forgings.....	10	2701111	12/07	135.788	135.817	135.817	136.896	142.192
Hot impression die, impact, press and upset aluminum and aluminum alloy forgings.....	10	27011111	12/07	136.956	137.014	137.014	139.094	144.887
Hot impression die, impact, press and upset titanium and titanium alloy forgings.....	10	27011112	12/07	126.623	126.623	126.623	126.623	131.976
Other nonferrous hot impression die impact, press, and upset forgings.....	10	27011113	12/07	190.044	190.044	190.044	190.702	190.702
Nonferrous foundry shop products.....	10	28		291.340	291.388	290.830	296.156	295.959
Aluminum castings.....	10	2802		241.836	241.761	241.627	244.688	244.866
Aluminum die-castings.....	10	280207	06/83	200.370	200.259	200.080	199.890	199.900
Aluminum castings, excluding die-castings.....	10	280208	05/18	142.368	142.381	142.381	147.354	147.619
Castings, nonferrous (except aluminum).....	10	2807	12/11	154.869	155.035	154.336	158.827	158.306
Castings, nonferrous (except aluminum).....	10	280701	12/11	154.869	155.035	154.336	158.827	158.306
Nonferrous die-castings (except aluminum).....	10	2807011	12/11	134.586	135.387	135.127	135.294	134.358
Copper base castings (excluding die-castings).....	10	2807013	12/11	149.580	149.242	147.634	148.645	148.164
Metal containers.....	10	3		225.187	224.674	224.782	227.926	228.467
Metal cans and can components.....	10	31		201.992	201.652	201.771	205.244	205.269
Steel cans and tinware end products.....	10	3102		316.267	314.939	315.403	321.713	321.810
Steel cans and tinware end products.....	10	310231	12/01	247.918	246.877	247.241	252.187	252.263
Aluminum cans and can components.....	10	3103		143.159	143.159	143.159	145.357	145.357
Aluminum cans and can components.....	10	310331	12/01	168.894	168.894	168.894	171.487	171.487
Barrels, drums, pails and other metal containers.....	10	32		443.254	441.122	441.122	441.138	446.559
Barrels, drums, pails and other metal containers.....	10	3201		443.254	441.122	441.122	441.138	446.559
All other metal containers.....	10	320107	12/11	182.497	182.497	182.497	182.510	186.075
Hardware.....	10	4		286.507	286.777	287.974	288.279	289.210
Hardware, n.e.c.....	10	41		285.862	286.035	286.115	286.511	287.793
Builders' hardware.....	10	4101		334.495	334.511	334.527	334.546	336.822
Builders' hardware (lock units, key blanks, door & window hardware, cabinet hardware, etc.).....	10	410104	06/07	168.565	168.573	168.581	168.591	169.738
Transportation equipment hardware.....	10	4103		205.044	205.044	205.044	206.234	206.234
Furniture hardware.....	10	4104		322.239	325.942	327.351	324.742	324.909

See footnotes at end of table.

Table 9. Producer price indexes for commodity and service groupings and individual items, not seasonally adjusted — Continued
 [February 2025, Index base 1982=100, unless otherwise indicated]

Title	Commodity code		Other index base	Unadjusted index ¹				
	Group code	Item code		Oct. 2024	Nov. 2024 ^P	Dec. 2024 ^P	Jan. 2025 ^P	Feb. 2025 ^P
Furniture hardware.....	10	410411	06/85	287.880	291.188	292.447	290.116	290.265
Other miscellaneous hardware.....	10	4105	06/85	426.285	426.107	426.190	425.858	429.694
Other miscellaneous hardware.....	10	410502	12/03	301.606	301.480	301.539	301.304	304.018
Hand and edge tools.....	10	42		296.934	297.416	300.978	301.105	301.332
Hand and edge tools.....	10	4201		296.934	297.416	300.978	301.105	301.332
Mechanics hand service tools.....	10	420135	06/06	149.091	149.594	150.740	151.034	151.490
Edge tools, hand operated.....	10	420145	06/06	179.927	179.927	179.927	179.927	179.927
All other misc handtools, including cutting dies, machine & power-driven (except metal cutting).....	10	420155	06/06	152.423	152.721	156.186	156.186	156.221
Plumbing fixtures and fittings.....	10	5		340.502	340.429	337.801	345.394	346.193
Plumbing fixture fittings and trim.....	10	54		402.157	402.157	402.157	410.669	410.669
Plumbing fixtures, fittings, and trim.....	10	5402		401.989	401.989	401.989	410.497	410.497
Lavatory and sink fittings.....	10	540218	06/98	207.903	207.903	207.903	208.605	208.605
Miscellaneous plumbing fixtures, fittings, and trim.....	10	540223	06/83	404.927	404.927	404.927	423.927	423.927
Heating equipment.....	10	6		401.239	401.286	401.367	402.503	403.031
Steam and hot water equipment.....	10	61		456.236	456.236	456.585	457.645	457.897
Steam and hot water equipment.....	10	6101		456.236	456.236	456.585	457.645	457.897
Cast iron heating boilers, radiators and convectors.....	10	610106	06/99	309.709	309.709	310.015	310.945	311.166
Furnaces and heaters, including parts.....	10	62		304.455	304.455	304.455	304.455	304.880
Furnaces and heaters, including parts.....	10	6201		304.455	304.455	304.455	304.455	304.880
Furnaces and heaters, including parts.....	10	620146	12/03	201.242	201.242	201.242	201.242	201.523
Floor and wall furnaces, unit heaters, infrared heaters, & mechanical stokers, including parts.....	10	6201462	12/09	155.910	155.910	155.910	155.910	156.127
Other heating equipment, non-electric, including parts.....	10	63		382.080	382.287	382.503	386.462	387.739
Other heating equipment, non-electric, including parts.....	10	6301		382.080	382.287	382.503	386.462	387.739
Other heating equipment, non-electric, including parts.....	10	630161	06/99	237.166	237.294	237.429	239.886	240.678
Domestic heating stoves.....	10	64		281.775	281.775	281.775	281.775	281.775
Domestic heating stoves.....	10	6401		281.775	281.775	281.775	281.775	281.775
Domestic heating stoves.....	10	640141	06/99	221.874	221.874	221.874	221.874	221.874
Domestic water heaters.....	10	66		590.622	590.622	590.622	591.449	591.449
Domestic water heaters.....	10	6601		590.622	590.622	590.622	591.449	591.449
Household water heaters, electric, for permanent installation.....	10	660101		586.639	586.639	586.639	587.023	587.023
Household water heaters, except electric.....	10	660114	12/00	359.027	359.027	359.027	359.674	359.674
Fabricated structural metal products.....	10	7		364.748	364.874	364.838	365.244	367.055
Metal doors, sash, and trim.....	10	71		441.629	441.048	441.103	441.345	441.767
Metal doors and frames (except storm).....	10	7102	06/83	421.661	421.936	422.014	421.595	422.191
Metal doors and frames (except storm).....	10	710209	06/07	218.747	218.890	218.930	218.713	219.022
Metal windows (except storm sash).....	10	7103	06/83	406.188	401.772	401.772	401.877	401.877
Metal windows (except storm sash).....	10	710313	06/97	277.309	274.294	274.294	274.366	274.366
Metal molding and trim and store fronts.....	10	7104	06/83	1,055.725	1,055.725	1,055.725	1,055.733	1,055.733
Metal molding and trim and store fronts.....	10	710413	06/83	1,055.725	1,055.725	1,055.725	1,055.733	1,055.733
Metal combination screen, storm sash, and storm doors.....	10	7105	06/83	260.223	260.223	260.223	267.895	267.894
Metal combination screen, storm sash, and storm doors.....	10	710515	06/83	260.223	260.223	260.223	267.895	267.894
Metal window and door screens (except combination screens) and metal weather strip.....	10	7107	05/16	154.042	154.042	154.042	154.042	-
Metal window and door screens (except combination screens) and metal weather strip.....	10	710717	05/16	154.042	154.042	154.042	154.042	-
Metal tanks.....	10	72		371.187	371.187	371.187	372.253	372.295
Metal tanks.....	10	7201		371.187	371.187	371.187	372.253	372.295
Metal tanks, heavy gauge, including field-erected.....	10	720123		371.187	371.187	371.187	372.253	372.295
Sheet metal products.....	10	73		320.647	319.544	318.485	319.591	322.732
Sheet metal products.....	10	7301		320.647	319.544	318.485	319.591	322.732
Sheet metal air-conditioning ducts and stove pipe.....	10	730120	12/03	289.365	289.365	289.365	289.554	289.554
Sheet metal electronic enclosures.....	10	7301C	06/11	150.505	150.438	150.528	150.497	153.902
Steel sheet metal computer & peripheral equipment enclosures.....	10	7301C1	06/11	136.660	136.660	136.660	136.676	139.689
Aluminum sheet metal computer & peripheral equipment enclosures.....	10	7301C2	06/11	179.341	178.651	178.663	178.663	190.459
Other sheet metal electronic enclosures (excl. computers).....	10	7301C3	06/11	143.670	143.706	143.906	143.817	145.055
Other sheet metal work.....	10	7301G	06/11	141.858	142.364	142.277	142.574	143.355
Aluminum and other sheet metal work.....	10	7301G3	06/11	128.466	129.317	129.169	129.481	130.795
Structural, architectural, and pre-engineered metal products.....	10	74		341.753	342.470	342.493	342.567	344.514
Fabricated structural metal.....	10	7405		332.189	332.466	332.410	332.294	333.698
Fabricated structural metal bar joists and concrete reinforcing bars.....	10	74051		279.119	277.807	275.970	276.270	274.539
Fabricated structural iron & steel for industrial bldgs metal bar joists, short span.....	10	740510	06/11	179.422	180.007	179.309	180.953	178.385
Fabricated structural iron & steel for commercial, residential, institutional, & public bldgs.....	10	740514	06/11	147.597	146.452	145.328	145.028	144.572

See footnotes at end of table.

Table 9. Producer price indexes for commodity and service groupings and individual items, not seasonally adjusted — Continued

[February 2025, Index base 1982=100, unless otherwise indicated]

Title	Commodity code		Other index base	Unadjusted index ¹				
	Group code	Item code		Oct. 2024	Nov. 2024 ^P	Dec. 2024 ^P	Jan. 2025 ^P	Feb. 2025 ^P
Other fabricated structural metal, including for bridges.....	10	74055	06/82	372.994	374.602	376.041	375.578	379.599
Fabricated structural metal for bridges.....	10	740553	12/07	152.009	148.875	156.425	156.463	157.594
Other fabricated structural iron and steel, aluminum, and other metals..	10	740554	12/07	177.312	178.449	178.449	178.207	180.168
Custom roll form products.....	10	7407		190.667	190.667	191.231	191.231	191.231
Custom roll form products.....	10	740775	06/90	180.011	180.011	180.543	180.543	180.543
Ornamental and architectural metal work.....	10	7408	12/83	568.315	572.039	571.958	572.039	579.685
Iron, steel, and aluminum stairs, staircases and fire escapes.....	10	740803	12/83	686.925	687.648	687.648	687.648	694.294
Steel and aluminum fences, gates (not wire), and railings and window guards.....	10	740813	12/97	308.478	308.709	308.709	308.709	310.511
Open metal flooring, grating and studs.....	10	740814	12/97	305.589	310.611	310.611	310.611	340.239
Other architectural and ornamental metal work.....	10	74082	12/97	309.284	309.284	309.156	309.284	310.221
Other aluminum and metal architectural and ornamental work.....	10	740821	12/08	211.183	211.183	211.183	211.183	212.030
Other iron and steel architectural and ornamental work.....	10	740822	12/08	194.307	194.307	194.172	194.307	194.815
Fabricated metal pipe, tube, and fittings.....	10	7411	12/11	142.803	143.192	143.042	143.620	144.254
Fabricated metal pipe, tube, and fittings.....	10	741151	12/11	142.803	143.192	143.042	143.620	144.254
Heat exchangers and steam condensers.....	10	75		466.412	467.636	469.723	471.627	473.534
Heat exchangers and steam condensers.....	10	7501		466.036	467.259	469.343	471.246	473.151
Heat exchangers and steam condensers (except for nuclear applications).....	10	750103		433.956	434.647	436.775	440.011	442.750
Fabricated steel plate.....	10	76		372.812	372.812	372.812	372.812	372.812
Fabricated steel plate.....	10	7601		372.812	372.812	372.812	372.812	372.812
Fabricated steel plate.....	10	760102	12/01	254.484	254.484	254.484	254.484	254.484
Prefabricated metal buildings.....	10	79		540.516	540.817	542.418	541.629	543.641
Prefabricated metal building systems (excl. farm service bldgs, residential bldgs, and parts).....	10	7901		580.803	580.803	580.803	580.803	581.960
Prefabricated metal building systems (excl. farm service bldgs, residential bldgs, and parts).....	10	790101	12/97	421.945	421.945	421.945	421.945	422.786
Farm service buildings and other prefabricated and portable buildings, steel and aluminum.....	10	7902		464.467	464.467	464.467	469.212	470.181
Farm service buildings and other prefabricated and portable buildings, steel and aluminum.....	10	790201	12/97	315.354	315.354	315.354	318.575	319.234
Panels, parts, and sections for prefabricated buildings, steel and aluminum.....	10	7903		386.823	388.333	396.353	388.599	394.018
Panels, parts, and sections for prefabricated buildings, steel and aluminum.....	10	790354		386.823	388.333	396.353	388.599	394.018
Miscellaneous metal products.....	10	8		232.083	232.553	232.648	233.490	234.339
Bolts, nuts, screws, rivets, and washers.....	10	81		335.769	337.581	337.666	338.825	347.344
Externally threaded fasteners, except aircraft types.....	10	8102	06/82	268.569	271.943	271.935	272.124	272.340
Hex bolts, including heavy, tap-and-joint.....	10	810206	06/82	214.598	214.608	214.608	214.635	214.635
Cap, set, machine, lag, flange, and self-locking screws, except aircraft types.....	10	810231		329.308	339.913	339.908	339.940	340.586
Other metal bolts, incl. square, round, plow, high-strength structural, and bent.....	10	810262	12/99	302.399	302.399	302.399	302.916	302.916
Other externally threaded metal fasteners, including studs, except aircraft types.....	10	810263	12/99	187.906	187.524	187.510	187.735	187.735
Internally threaded fasteners, except aircraft types.....	10	8103	06/82	157.960	158.740	158.742	159.674	159.674
Internally threaded fasteners, except aircraft types.....	10	810312	06/82	157.960	158.740	158.742	159.674	159.674
Nonthreaded metal fasteners, except aircraft types.....	10	8104	06/82	275.797	275.797	275.797	285.049	285.049
Nonthreaded metal fasteners, except aircraft types.....	10	810424	06/82	275.797	275.797	275.797	285.049	285.049
Aircraft fasteners, except plastics (including aerospace).....	10	8105	06/82	760.404	759.608	759.608	759.608	—
Aircraft fasteners, except plastics (including aerospace).....	10	810536	06/82	760.404	759.608	759.608	759.608	—
Formed products, except fasteners, made by cold-, warm-, or hot-heading processes.....	10	8106	06/82	301.272	301.272	302.259	—	—
Formed products, except fasteners, made by cold-, warm-, or hot-heading processes.....	10	810648	06/82	301.272	301.272	302.259	—	—
Lighting fixtures.....	10	83		228.337	229.365	229.367	230.240	230.893
Residential electric lighting fixtures, except portable.....	10	8302		265.452	265.454	265.437	265.437	265.436
Residential electric lighting fixtures, except portable.....	10	830225	06/98	184.045	184.046	184.034	184.034	184.034
Commercial, institutional and industrial electric lighting fixtures.....	10	8303		252.100	254.183	254.189	255.939	257.262
Commercial and institutional electric lighting fixtures, including parts and accessories.....	10	830302	12/04	168.289	169.554	169.559	170.943	171.990
Industrial electric lighting fixtures, including parts and accessories.....	10	830304	12/04	195.902	198.309	198.309	198.309	—
Other lighting equipment.....	10	8305		208.560	208.560	208.560	208.583	208.583
Outdoor lighting equipment (including parts and accessories).....	10	830522	06/85	205.355	205.355	205.355	205.355	205.355
All other miscellaneous electric and nonelectric lighting equipment, incl parts and accessories.....	10	830524	06/85	135.176	135.176	135.176	135.202	135.202
Ammunition, except for small arms.....	10	85	12/85	238.056	230.608	230.608	230.608	230.608
Ammunition, except for small arms.....	10	8501	12/85	238.056	230.608	230.608	230.608	230.608
Ammunition, except for small arms.....	10	850101	12/85	238.056	230.608	230.608	230.608	230.608
Ordnance and ordnance accessories, n.e.c.....	10	86	12/85	250.190	250.190	250.190	250.190	250.190

See footnotes at end of table.

Table 9. Producer price indexes for commodity and service groupings and individual items, not seasonally adjusted — Continued
 [February 2025, Index base 1982=100, unless otherwise indicated]

Title	Commodity code		Other index base	Unadjusted index ¹				
	Group code	Item code		Oct. 2024	Nov. 2024 ^P	Dec. 2024 ^P	Jan. 2025 ^P	Feb. 2025 ^P
Ordnance and ordnance accessories, n.e.c.....	10	8601	12/85	250.190	250.190	250.190	250.190	250.190
Ordnance and ordnance accessories, n.e.c.....	10	860101	12/85	250.190	250.190	250.190	250.190	250.190
Fabricated ferrous wire products.....	10	88	06/82	346.702	346.675	347.578	347.643	347.620
Ferrous wire rope, cable, forms and strand.....	10	8801	06/82	308.333	307.737	308.882	309.531	309.826
Ferrous wire rope, cable, forms and strand.....	10	880101	06/82	308.333	307.737	308.882	309.531	309.826
Ferrous wire cloth, other woven wire products.....	10	8807	06/82	211.840	211.840	211.840	211.840	212.424
Ferrous wire cloth, other woven wire products.....	10	880701	06/82	211.840	211.840	211.840	211.840	212.424
Other fabricated ferrous wire products.....	10	8809	06/82	354.003	354.179	355.062	354.990	354.732
Steel fencing and fence gates.....	10	880993	06/09	141.697	141.697	141.481	141.254	141.178
Other fabricated ferrous wire products, n.e.c.....	10	880996	12/11	167.462	167.557	168.071	168.070	167.944
Steel nails, staples, tacks, spikes and brads.....	10	8812	06/09	202.356	202.408	202.583	201.955	202.515
Steel nails, staples, tacks, spikes and brads.....	10	881201	06/09	202.356	202.408	202.583	201.955	202.515
Other miscellaneous metal products.....	10	89		211.236	211.618	211.668	212.532	212.727
Wire springs.....	10	8904		392.273	395.342	395.342	395.332	395.478
Precision mechanical wire springs.....	10	890424		278.438	278.438	278.438	278.414	278.772
Precision mechanical extension- and torsion-type wire springs.....	10	8904241	12/09	152.085	152.085	152.085	152.085	152.598
Precision mechanical compression-type springs.....	10	8904242	12/09	166.196	166.195	166.195	166.172	166.172
Other metal products.....	10	8905		191.341	191.726	191.858	192.900	193.197
Automotive job stampings.....	10	890507		131.851	132.171	132.491	132.685	132.290
Precision turned products, automotive.....	10	890521	12/83	178.595	179.888	179.888	179.888	179.888
Precision turned products, except automotive.....	10	890522	12/83	266.141	266.159	265.987	266.110	266.110
Metal powders, paste, and flake.....	10	890564	06/85	246.743	247.601	246.436	266.483	274.309
Powder metallurgy parts, except bearings, gears, etc.....	10	890571	12/91	137.609	138.068	138.068	—	—
Other fabricated metal products.....	10	890589	06/85	245.376	245.380	245.383	244.000	245.270
Metal stampings n.e.c.....	10	8907	06/84	254.714	254.286	253.620	253.309	252.727
Metal job stampings, except automotive.....	10	890701		296.342	296.173	294.736	293.350	291.873
Recreational vehicle metal job stamping.....	10	8907011	12/10	185.544	185.544	178.763	176.824	176.288
Motor and generator metal job stamping.....	10	8907012	12/10	118.293	118.308	118.308	112.899	112.899
Other metal job stampings.....	10	8907013	12/10	147.849	148.025	147.509	147.069	146.149
Other metal stampings, n.e.c., incl. stamped and pressed metal, and crowns and closures.....	10	890709	01/24	95.611	95.269	95.384	95.833	96.056
Metal foil and leaf.....	10	8908	12/84	211.303	212.008	212.240	212.358	212.043
Laminated aluminum foil rolls and sheets for flexible packaging uses.....	10	890812	12/84	188.481	189.110	189.317	189.422	189.141
Heavy gauge springs.....	10	8909	06/04	290.990	291.253	291.020	290.325	290.423
Cold formed steel springs, except wire.....	10	890913	06/04	395.178	395.536	395.220	394.276	394.409
Machinery and equipment.....	11	—		180.182	180.601	181.056	181.978	182.256
Agricultural machinery and equipment.....	11	1		320.834	321.133	321.862	321.890	322.481
Agricultural machinery and equipment.....	11	14	12/02	200.854	201.041	201.497	201.515	201.885
Commercial turf and grounds care equipment, including parts and attachments.....	11	1401	12/02	164.165	166.079	166.079	164.875	164.908
Commercial turf and grounds care equipment, including parts and attachments.....	11	140111	12/02	164.165	166.079	166.079	164.875	164.908
Farm plows, harrows, rollers, pulverizers, etc., and attachments.....	11	1402	12/02	287.988	287.988	287.988	287.988	290.047
Farm plows, harrows, rollers, pulverizers, etc., and attachments.....	11	140211	12/02	287.988	287.988	287.988	287.988	290.047
Farm dairy equipment, sprayers and dusters, farm blowers, and attachments.....	11	1404	12/02	175.552	175.552	175.552	175.551	175.551
Farm dairy equipment, sprayers and dusters, farm blowers, and attachments.....	11	140411	12/02	175.552	175.552	175.552	175.551	175.551
Planting, seeding, and fertilizing machinery and attachments.....	11	1405	12/02	198.229	198.229	200.893	203.884	206.574
Planting, seeding, and fertilizing machinery and attachments.....	11	140511	12/02	198.229	198.229	200.893	203.884	206.574
Harvesting machinery (except hay and straw) and attachments.....	11	1406	12/82	347.288	347.288	347.288	347.288	347.288
Harvesting machinery (except hay and straw) and attachments.....	11	140611	12/82	347.288	347.288	347.288	347.288	347.288
Haying machinery and attachments.....	11	1407	12/82	334.761	334.761	334.761	330.131	330.131
Haying machinery and attachments.....	11	140711	12/82	334.761	334.761	334.761	330.131	330.131
All other farm machinery and equipment, excluding parts, including attachments.....	11	1408	12/02	240.483	240.018	240.510	240.475	240.444
All other farm machinery and equipment, excluding parts, including attachments.....	11	140811	12/02	240.483	240.018	240.510	240.475	240.444
Parts for farm machinery, for sale separately.....	11	1409	12/02	185.767	185.317	185.410	185.763	185.888
Parts for farm machinery, for sale separately.....	11	140911	12/02	185.767	185.317	185.410	185.763	185.888
Construction machinery and equipment.....	11	2		307.294	307.945	307.700	307.803	307.216
Tractors and attachments, ex. parts.....	11	2A	12/99	200.681	200.502	199.240	198.058	198.058
Construction machinery for mounting (excluding parts, winches, snow clearing attachments).....	11	2A03	12/99	193.050	191.524	191.524	191.987	191.987
Construction machinery for mounting (excluding parts, winches, snow clearing attachments).....	11	2A0302	12/99	193.050	191.524	191.524	191.987	191.987
Tractor shovel loaders (skid steer, wheel, crawler, and integral design backhoes).....	11	2A04		289.044	289.242	289.674	290.823	290.823
Tractor shovel loaders (skid steer, wheel, crawler, and integral design backhoes).....	11	2A0406	06/86	275.662	275.851	276.263	277.359	277.359

See footnotes at end of table.

Table 9. Producer price indexes for commodity and service groupings and individual items, not seasonally adjusted — Continued

[February 2025, Index base 1982=100, unless otherwise indicated]

Title	Commodity code		Other index base	Unadjusted index ¹				
	Group code	Item code		Oct. 2024	Nov. 2024 ^P	Dec. 2024 ^P	Jan. 2025 ^P	Feb. 2025 ^P
Construction wheel and crawler tractors, dozers, self-propelled log skidders, etc.....	11	2A05	12/03	197.881	197.881	193.729	188.843	—
Construction wheel and crawler tractors, dozers, self-propelled log skidders, etc.....	11	2A0501	12/03	197.881	197.881	193.729	188.843	—
Power cranes, draglines, & shovels (excavators) (incl. surface mining equipment) (excl. parts).....	11	2B	12/99	196.937	196.937	196.937	197.582	193.912
Power cranes, draglines, & shovels (excavators) (incl. surface mining equip.) (excluding parts).....	11	2B05	12/99	196.937	196.937	196.937	197.582	193.912
Power cranes, draglines, & shovels (excavators) (incl. surface mining equip.) (excluding parts).....	11	2B0504	12/99	196.937	196.937	196.937	197.582	193.912
Mixers, pavers, and related equipment (excluding parts).....	11	2C		327.259	327.259	327.298	328.303	328.303
Mixers, pavers, and related equipment (excluding parts).....	11	2C01		327.259	327.259	327.298	328.303	328.303
Mixers, pavers, and related equipment (excluding parts).....	11	2C0109	12/99	234.989	234.989	235.017	235.739	235.739
Off-highway, equipment, ex. parts.....	11	2D	12/99	219.040	219.040	218.821	219.132	219.132
Graders, rollers & compactors, rough-terrain forklifts, scrapers, trenchers, etc. (excl. parts).....	11	2D03	12/03	212.974	212.974	212.279	212.279	212.279
Graders, rollers & compactors, rough-terrain forklifts, scrapers, trenchers, etc. (excl. parts).....	11	2D0301	12/03	212.974	212.974	212.279	212.279	212.279
Misc. construction machinery and equipment.....	11	2J	12/05	180.754	182.452	183.027	183.027	183.199
Winches, aerial work platforms, and automotive wrecker hoists, including parts and attachments.....	11	2J01	12/05	188.981	188.981	189.946	189.946	190.340
Winches, aerial work platforms, and automotive wrecker hoists, including parts and attachments.....	11	2J0101	12/03	238.043	238.043	239.258	239.258	239.755
Other construction machinery and equipment (excluding parts).....	11	2J03	12/03	194.944	198.307	198.614	198.614	198.614
Other construction machinery and equipment (excluding parts).....	11	2J0301	12/03	194.944	198.307	198.614	198.614	198.614
Parts for construction machinery and equipment, sold separately.....	11	2K	12/99	210.932	210.707	210.931	212.837	220.175
Parts for construction machinery and equipment, sold separately.....	11	2K01	12/99	210.932	210.707	210.931	212.837	220.175
Parts for cranes, draglines, and shovels (including surface mining equipment) (sold separately).....	11	2K0101	12/11	184.947	184.947	184.947	189.022	201.989
Parts for off-highway wheel tractors and shovel loaders (sold separately).....	11	2K0102	12/11	136.145	136.145	136.145	136.383	136.383
Parts for other construction machinery (sold separately).....	11	2K0103	12/11	144.308	143.994	144.306	144.099	145.327
Metalworking machinery and equipment.....	11	3		251.827	251.713	252.174	253.823	254.198
Power-driven handtools, including parts and attachments.....	11	32		244.302	244.306	244.306	244.731	244.734
Power-driven handtools, including parts and attachments.....	11	3211	12/04	166.410	166.412	166.412	166.702	166.704
Power-driven handtools, including parts and attachments.....	11	321101	12/04	166.410	166.412	166.412	166.702	166.704
Power-driven handtools, pneumatic, hydraulic, and powder-actuated.....	11	3211011	06/11	167.182	167.187	167.187	167.726	167.730
Power-driven handtools, electric (except battery powered), including parts.....	11	3211014	06/11	156.215	156.215	156.215	156.215	156.215
Welding machines and equipment.....	11	33		411.909	412.256	412.743	413.993	413.993
Arc welding machines, components, and accessories, excluding electrodes and stud welding equip.....	11	3301		449.750	450.344	450.344	450.344	450.344
Arc welding machines, components, and accessories, excluding electrodes and stud welding equip.....	11	330175	12/97	295.492	295.882	295.882	295.882	295.882
Resistance welders, components, accessories, and electrodes.....	11	3302		318.095	318.095	318.095	322.684	322.684
Resistance welders, components, accessories, and electrodes.....	11	330276	12/84	294.784	294.784	294.784	299.037	299.037
Gas welding and cutting equipment, parts, attachments, and accessories.....	11	3304		278.146	278.146	278.146	282.690	282.693
Gas welding and cutting equipment, parts, attachments, and accessories.....	11	330461	06/83	273.572	273.572	273.572	278.042	278.045
Other welding equipment, components, and accessories (excluding arc, resistance, and gas).....	11	3306	12/00	157.722	157.722	160.081	161.107	161.107
Other welding equipment, components, and accessories (excluding arc, resistance, and gas).....	11	330629	12/00	157.722	157.722	160.081	161.107	161.107
Industrial process furnaces and ovens.....	11	34		289.484	289.484	293.645	294.124	294.124
Industrial process furnaces and ovens, except parts and attachments.....	11	3407	12/04	176.154	176.154	178.576	178.974	178.974
Industrial process furnaces and ovens, except parts and attachments.....	11	340711	12/04	176.154	176.154	178.576	178.974	178.974
Parts and attachments for industrial process furnaces and ovens.....	11	3409	06/11	158.871	158.871	161.425	161.425	161.425
Parts and attachments for industrial process furnaces and ovens.....	11	340901	06/11	158.871	158.871	161.425	161.425	161.425
Cutting tools and accessories.....	11	35		238.708	238.818	238.876	239.706	239.733
Small cutting tools.....	11	3501		223.252	223.438	223.514	224.052	224.088
End mills and milling cutters.....	11	350144	12/11	124.220	124.214	124.579	125.554	125.724
Threading tools, including blanks, tips and inserts.....	11	350145	12/11	122.066	123.948	123.948	124.534	124.534
Carbon and high-speed steel, shank, solid, tipped carbide twist drills.....	11	350146	12/11	132.759	132.759	132.759	133.420	133.420
Taps, carbide indexable, and throwaway inserts for machine tools.....	11	350147	12/11	141.836	141.836	141.836	142.198	142.198
Other cutting tools for machine tools, excluding tips and blanks.....	11	350149	12/11	129.601	129.601	129.601	129.727	129.727
Other machine tool attachments and accessories.....	11	3505	06/83	282.613	282.331	282.331	286.277	286.279
Other machine tool attachments and accessories.....	11	350501	06/83	282.613	282.331	282.331	286.277	286.279
Abrasive products.....	11	36		277.282	277.783	277.783	281.991	283.560

See footnotes at end of table.

Table 9. Producer price indexes for commodity and service groupings and individual items, not seasonally adjusted — Continued

[February 2025, Index base 1982=100, unless otherwise indicated]

Title	Commodity code		Other index base	Unadjusted index ¹				
	Group code	Item code		Oct. 2024	Nov. 2024 ^P	Dec. 2024 ^P	Jan. 2025 ^P	Feb. 2025 ^P
Nonmetallic sized grains, powders, and flour abrasives (incl. graded only).....	11	3601		199.383	199.383	199.383	201.395	201.395
Nonmetallic sized grains, powders, and flour abrasives (incl. graded only).....	11	360105	06/87	256.688	256.688	256.688	259.278	259.278
Nonmetallic abrasive products (including diamond abrasives).....	11	3603		273.271	273.271	273.271	281.384	281.384
Nonmetallic abrasive products (including diamond abrasives).....	11	360311	06/87	250.159	250.159	250.159	257.585	257.585
Nonmetallic coated abrasive products and buffing wheels, polishing wheels, and laps.....	11	3605		332.407	332.407	332.407	338.180	340.998
Nonmetallic coated abrasive products and buffing wheels, polishing wheels, and laps.....	11	360505		246.046	246.046	246.046	250.319	252.405
Metal cutting machine tools.....	11	37		233.934	233.934	234.594	239.223	239.223
Other metal-cutting machine tools.....	11	3720	12/09	125.772	125.772	125.772	126.795	126.795
Other metal-cutting machine tools.....	11	372041	12/09	125.772	125.772	125.772	126.795	126.795
Metal machining centers.....	11	3721	12/09	132.026	132.026	132.026	137.959	137.959
Metal machining centers.....	11	372121	12/09	132.026	132.026	132.026	137.959	137.959
Rebuilt metal-cutting machine tools and parts for metal-cutting machine tools.....	11	3753	12/02	165.000	165.000	168.818	168.818	168.818
Rebuilt metal-cutting machine tools and parts for metal-cutting machine tools.....	11	375311	12/02	165.000	165.000	168.818	168.818	168.818
Metal forming machine tools.....	11	38		303.455	303.455	303.455	303.455	305.517
Metal-forming machine tools (except rebuilt and parts).....	11	3826	12/09	156.049	156.049	156.049	156.049	156.895
Metal punching and shearing (power & manual), and bending and forming machines (power only).....	11	382611		220.238	220.238	220.238	220.238	220.238
Rebuilt metal-forming machine tools and parts for metal-forming machine tools.....	11	3852	12/02	166.318	166.318	166.318	166.318	167.931
Rebuilt metal-forming machine tools and parts for metal-forming machine tools.....	11	385205	12/02	166.318	166.318	166.318	166.318	167.931
Tools, dies, jigs, fixtures & ind. molds.....	11	39		195.178	194.872	195.190	195.190	195.190
Special tools, dies, jigs, and fixtures.....	11	3901		210.779	210.232	210.232	210.232	210.232
Special tools, dies, jigs, and fixtures.....	11	390135	12/03	138.286	137.927	137.927	137.927	137.927
Jigs and fixtures, including parts.....	11	3901351	06/10	146.586	146.856	146.856	146.856	146.856
Metalworking dies and die sets.....	11	3901353	06/10	123.012	123.012	123.012	123.012	123.012
Standard punches, industrial prototypes, die parts & other special tooling for dies.....	11	3901357	06/10	134.570	133.569	133.569	133.569	133.569
Industrial molds and mold boxes.....	11	3903		174.363	174.363	175.085	175.085	175.085
Industrial injection-type molds made of metal for plastics.....	11	390312	12/09	127.178	127.178	127.178	127.178	127.178
Other industrial molds and mold boxes.....	11	390331	12/09	141.822	141.822	142.667	142.667	142.667
Metalworking machinery n. e. c.....	11	3A	06/83	271.633	270.499	270.499	277.344	280.030
Rolling mill and other metalworking machinery, including assembly machines.....	11	3A03	09/23	102.003	101.577	101.577	104.147	105.156
Rolling mill and other metalworking machinery, including assembly machines.....	11	3A0310	09/23	102.003	101.577	101.577	104.147	105.156
General purpose machinery and equipment.....	11	4		342.580	342.613	343.343	344.580	346.189
Pumps, compressors, and equipment.....	11	41		372.475	373.528	375.016	380.115	379.797
Industrial pumps, except hydraulic fluid power pumps.....	11	4102		394.892	394.892	394.892	404.308	404.495
Industrial pumps, except hydraulic fluid power pumps.....	11	410212	12/97	251.960	251.960	251.960	257.968	258.087
Parts and attachments for air and gas compressors and vacuum pumps.....	11	4107	06/84	426.304	429.431	435.439	437.961	437.961
Parts and attachments for air and gas compressors, ex. refrigeration, ice making, & a/c.....	11	410701	06/84	426.304	429.431	435.439	437.961	437.961
Domestic water systems.....	11	4113	12/03	221.951	221.951	221.951	226.448	226.448
Domestic water systems.....	11	411311	12/03	221.951	221.951	221.951	226.448	226.448
Air and gas compressors and vacuum pumps.....	11	4115	06/05	237.189	238.306	241.245	243.088	243.088
Air and gas compressors and vacuum pumps.....	11	411501	06/05	237.189	238.306	241.245	243.088	243.088
Other pumps, including parts and attachments.....	11	4119	12/83	367.472	367.472	367.472	370.040	368.414
Parts and attachments for pumps.....	11	411911	12/83	436.480	436.480	436.480	443.589	437.228
All other pumps, including domestic sump, oil well, and oil field pumps.....	11	411915	12/97	200.621	200.621	200.621	201.209	201.209
Oil-well and oil-field pumps.....	11	4119153	12/09	114.662	114.662	114.662	115.881	115.881
Other pumps, except automotive circulating pumps, and measuring & dispensing pumps.....	11	4119155	12/09	166.517	166.517	166.517	167.063	167.063
Elevators, escalators, and other lifts.....	11	42		217.355	217.355	217.355	218.235	218.509
Elevators and moving stairways.....	11	4201		210.961	210.961	210.961	212.034	212.034
Elevators and moving stairways.....	11	420112	12/03	184.316	184.316	184.316	185.254	185.254
Parts and attachments for elevators and moving stairs (sold separately).....	11	4202		248.346	248.346	248.346	247.785	250.001
Parts and attachments for elevators and moving stairs (sold separately).....	11	420221		248.346	248.346	248.346	247.785	250.001
Fluid power equipment.....	11	43		384.402	384.576	385.250	377.771	379.919
Fluid power pumps and parts.....	11	4301		298.977	299.203	299.253	299.252	300.134
Fluid power pumps and motors, including parts.....	11	430114		298.977	299.203	299.253	299.252	300.134
Fluid power valves.....	11	4302		366.571	367.176	369.700	372.419	373.647

See footnotes at end of table.

Table 9. Producer price indexes for commodity and service groupings and individual items, not seasonally adjusted — Continued

[February 2025, Index base 1982=100, unless otherwise indicated]

Title	Commodity code		Other index base	Unadjusted index ¹				
	Group code	Item code		Oct. 2024	Nov. 2024 ^P	Dec. 2024 ^P	Jan. 2025 ^P	Feb. 2025 ^P
Fluid power valves.....	11	430201	12/82	357.613	358.203	360.665	363.318	364.516
Nonaerospace type hydraulic directional control valves.....	11	4302013	12/07	175.800	176.941	177.619	180.312	180.312
Nonaerospace type pneumatic directional control valves.....	11	4302015	12/07	173.619	173.619	174.575	174.657	174.657
Aerospace type fluid power valves.....	11	430201A	06/09	156.534	156.534	158.897	158.897	158.897
Fluid power cylinders, actuators, accumulators, cushions, & parts.....	11	4303		330.277	330.277	330.635	330.978	335.232
Non-aerospace hydraulic & all aerospace-type fluid power cylinders.....	11	430312	06/98	227.466	227.466	227.826	227.826	229.685
Parts for hydraulic & pneumatic cylinders and actuators.....	11	430315	06/98	300.092	300.092	300.092	301.338	309.593
Fluid power hose and tube fittings.....	11	4304		574.877	574.877	574.877	533.915	534.500
Fluid power hose and tube fittings.....	11	430406		574.877	574.877	574.877	533.915	534.500
Nonaerospace type flared (metal) fittings, couplings, and assemblies.....	11	4304062	06/09	147.307	147.307	147.307	148.603	148.612
Parts for fluid power valves.....	11	4305	06/91	242.706	242.706	242.706	246.430	246.666
Parts for fluid power valves.....	11	430501	06/91	242.706	242.706	242.706	246.430	246.666
Industrial material handling equipment.....	11	44		310.422	310.834	311.167	314.094	314.283
Conveying equipment, except parts and accessories.....	11	4402		319.806	319.806	319.914	324.459	324.978
Unit handling conveyors and conveying systems.....	11	440212	06/84	252.690	252.690	252.751	253.361	253.769
Unit handling gravity and trolley conveyors and conveying systems.....	11	4402122	06/09	147.392	147.392	147.478	148.010	148.010
All other unit handling conveyors, including tow, belt, roller, pneumatic, portable, etc.....	11	4402124	06/09	152.369	152.369	152.319	152.382	153.041
Bulk material handling conveyors and conveying systems.....	11	440216	06/84	346.841	346.841	347.001	357.568	358.136
Industrial trucks, trailers, and stackers.....	11	4403		288.335	289.145	289.162	290.392	290.533
Industrial trucks, tractors, mobile straddle carriers & cranes, & automatic stacking machines.....	11	44035	12/11	159.966	160.539	160.552	161.422	161.448
Work trucks with lifting & handling equipment, riding, electric, self-propelled.....	11	440353	06/02	239.128	239.790	239.790	243.763	243.948
Work trucks with lifting & handling equipment, non-riding electric or any non-electric.....	11	440356	06/02	191.540	196.095	196.212	196.975	196.975
Work trucks not fitted with lifting & handling equipment, electric or non-electric.....	11	440357	06/02	214.521	214.521	214.521	215.124	215.124
Bulk powered material moving equipment, dock boards, and metal pallets and skids.....	11	440358	06/02	204.679	204.679	204.679	204.679	204.679
Parts and attachments for industrial trucks and tractors.....	11	440378	12/86	369.161	369.161	369.161	369.161	369.779
Hoists, overhead cranes, and monorail systems.....	11	4404		367.963	368.395	371.452	371.473	370.743
Hoists and parts and attachments for hoists (sold separately).....	11	440481	12/84	348.026	348.773	348.773	348.773	346.251
Overhead traveling cranes and monorail systems, including parts and attachments sold separately.....	11	440485	12/84	344.898	344.898	351.225	351.269	352.776
Parts and accessories for conveyors and conveying systems.....	11	4406	09/18	141.093	141.104	141.077	144.906	144.906
Parts and accessories for unit handling conveyors and conveying systems.....	11	440601	06/84	304.538	304.605	304.443	305.015	305.015
Parts and accessories for bulk material handling conveyors and conveying systems.....	11	440602	06/84	505.424	505.424	505.424	526.149	526.149
Mechanical power transmission equipment.....	11	45		380.131	381.622	382.230	385.586	385.946
Speed changers, drives, gears.....	11	4501		371.634	372.839	374.425	374.912	375.056
Speed changers and industrial high speed drives & parts other than loose gearing.....	11	450117	12/03	218.643	219.918	221.324	221.866	221.866
Other power transmission equipment.....	11	4502	12/84	364.111	365.687	365.687	370.546	371.014
Mechanical power transmission equipment, excl. speed changers, drives, & gears.....	11	450212	12/03	242.787	244.054	244.054	246.994	247.370
Scales and balances.....	11	46		240.470	240.704	241.771	247.117	247.117
Vehicle and industrial scales.....	11	4611	12/91	207.610	207.793	208.466	212.156	212.156
Vehicle and industrial scales.....	11	461101	06/03	180.570	180.730	181.314	184.524	184.524
Motor truck and railroad track scales.....	11	4611011	12/10	155.136	155.136	155.276	157.309	157.309
Industrial scales (including automatic checkweigher and bulkweigher scales).....	11	4611012	12/10	179.117	179.788	181.876	183.912	183.912
Miscellaneous non-vehicle scales (crane, susp., tank, hopper, measuring dev, lab, bulk conveyor).....	11	4611013	12/10	152.004	152.004	152.004	157.583	157.583
Retail, commercial, household, and mailing scales and balances.....	11	4612	12/91	203.320	203.320	203.738	213.870	213.870
Retail, commercial, household, and mailing scales and balances.....	11	461201	06/03	186.637	186.637	187.020	196.321	196.321
Parts, attachments, and accessories for scales and balances.....	11	4613	12/91	281.375	282.009	285.460	290.770	290.770
Parts, attachments, and accessories for scales and balances.....	11	461301	06/03	274.956	275.575	278.948	284.137	284.137
Air purification equipment and industrial and commercial fans and blowers.....	11	47		304.318	303.961	303.961	304.766	305.204
Fan, blower, air purification equipment.....	11	4701		304.318	303.961	303.961	304.766	305.204
Dust collection and other air purification equipment for cleaning incoming air.....	11	470143	12/83	256.807	255.976	255.976	257.060	256.850
Air filters for air-conditioners and furnaces, etc., of 2400 CFM or less, except parts.....	11	4701431	06/09	168.614	168.614	168.614	169.247	169.247
Other dust collection and air purification equipment, except parts.....	11	4701432	06/09	147.792	147.792	147.792	149.583	149.584
Parts for dust collection and air purification equipment.....	11	4701433	06/09	143.457	141.396	141.396	140.942	140.423
Industrial and commercial fans and blowers.....	11	470145	12/03	240.153	240.153	240.153	240.153	241.077
Centrifugal blower filter units, and classes I-IV centrifugal fans, except parts.....	11	4701452	06/09	194.444	194.444	194.444	194.444	195.933
Other centrifugal fans and blowers, except parts.....	11	4701453	06/09	192.482	192.482	192.482	192.482	193.244

See footnotes at end of table.

Table 9. Producer price indexes for commodity and service groupings and individual items, not seasonally adjusted — Continued
 [February 2025, Index base 1982=100, unless otherwise indicated]

Title	Commodity code		Other index base	Unadjusted index ¹				
	Group code	Item code		Oct. 2024	Nov. 2024 ^P	Dec. 2024 ^P	Jan. 2025 ^P	Feb. 2025 ^P
Axial fans and industrial propeller fans, except parts.....	11	4701457	06/09	162.890	162.890	162.890	162.890	163.086
Power roof ventilators, except parts.....	11	4701458	06/09	175.331	175.331	175.331	175.331	175.331
Parts and accessories for fans and blowers.....	11	4701459	06/09	188.622	188.622	188.622	188.622	188.988
Air conditioning and refrigeration equip.....	11	48		298.900	297.668	297.445	297.365	301.273
Unitary air-conditioners, except air source heat pumps.....	11	4802		277.662	273.937	272.438	269.666	281.543
Unitary air-conditioners, except air source heat pumps.....	11	480222	06/97	226.405	223.367	222.145	219.884	229.569
Commercial refrigeration equipment.....	11	4803		413.718	413.718	416.366	419.197	419.216
Commercial refrigeration equipment.....	11	480331	06/97	268.148	268.148	269.864	271.699	271.711
All other miscellaneous refrigeration and air-conditioning equipment.....	11	4806		361.916	363.296	363.296	363.296	363.296
All other miscellaneous refrigeration and air-conditioning equipment.....	11	480631	06/97	250.624	251.580	251.580	251.580	251.580
Heat transfer equipment, including heat pumps.....	11	4807	12/11	173.806	173.266	172.611	173.194	173.416
Heat transfer equipment, except dehumidifiers.....	11	480732	12/03	253.187	252.157	251.017	251.795	252.182
Heat pumps.....	11	480734	12/09	145.044	145.302	145.302	145.999	145.999
Parts and accessories for air conditioning and heat transfer equipment.....	11	4809	12/89	266.730	266.826	266.826	266.475	267.089
Parts and accessories for air conditioning and heat transfer equipment.....	11	480901	12/89	266.730	266.826	266.826	266.475	267.089
Refrigeration condensing units.....	11	4815	01/19	159.721	159.721	159.721	160.378	160.378
Refrigeration condensing units.....	11	481511	01/19	159.721	159.721	159.721	160.378	160.378
Miscellaneous general purpose equipment.....	11	49		375.545	375.710	377.555	380.777	382.506
Metal valves, except fluid power.....	11	4902	12/82	447.563	447.476	449.691	453.090	456.300
Gates, globes, angles, and checks.....	11	490201	12/82	483.021	483.021	488.367	495.210	497.181
Gates, globes, angles, straightway (Y-type) checks, stop & check, 3- & 4-way, etc.....	11	4902011	06/09	172.851	172.851	172.851	174.909	176.101
Industrial valves for water works and municipal equipment.....	11	4902012	06/09	161.973	161.973	165.037	167.591	167.929
Industrial ball valves, incl. manual and power operated.....	11	490202	12/82	575.869	575.870	575.871	575.966	593.432
Industrial butterfly valves, incl. manual and power operated.....	11	490203	12/82	323.100	—	—	325.950	336.516
Industrial plug valves.....	11	490204	12/82	325.431	325.431	332.777	332.777	332.487
Other industrial valves, including nuclear.....	11	490209	12/82	408.326	408.436	408.036	410.391	410.391
Automatic regulating and control valves.....	11	490211	12/98	271.935	271.935	271.935	271.949	272.455
Metal pipe fittings, flanges, and unions.....	11	4903	12/82	497.649	495.774	494.049	497.217	497.213
Metal pipe fittings, flanges, and unions.....	11	490301	12/82	497.649	495.774	494.049	497.217	497.213
Ball and roller bearings.....	11	4905		344.068	344.149	351.404	352.934	352.923
Ball bearings, complete, unmounted.....	11	490531	12/03	171.559	171.590	173.389	174.497	174.497
Mounted bearings, except plain.....	11	490534	06/83	485.661	488.085	499.429	508.906	508.906
Parts and components for ball and roller bearings, incl. balls and rollers.....	11	490535	06/83	188.396	188.396	191.547	191.547	191.481
Tapered roller bearings (including cups & cones), unmounted.....	11	490537	06/83	406.141	406.141	418.384	418.384	—
Other roller bearings, unmounted.....	11	490538	06/83	388.584	388.584	396.283	399.561	399.561
Industrial patterns.....	11	4907	12/84	208.836	208.836	214.918	220.493	—
Industrial patterns.....	11	490701	12/84	208.836	208.836	214.918	220.493	—
Filters and strainers.....	11	4908	12/84	335.796	335.617	335.032	337.467	337.467
Filters and strainers, except fluid power.....	11	490805	12/03	205.215	205.028	204.416	206.960	206.960
Industrial filters and strainers and reusable media, except fluid power.....	11	4908051	12/11	152.126	151.952	151.395	153.422	153.422
Nonreusable media for filters and strainers, except fluid power.....	11	4908052	12/11	147.297	147.297	147.227	149.027	149.027
Parts and accessories for filters and strainers, except fluid power.....	11	4908053	12/11	165.350	165.350	165.350	165.929	—
Other miscellaneous general purpose equipment.....	11	4911	12/84	265.594	266.518	266.657	269.976	272.230
Other miscellaneous general purpose equipment.....	11	491102	06/07	157.461	158.009	158.091	160.059	161.395
Electronic computers and computer equipment.....	11	5	02/23	98.597	98.763	98.778	98.640	98.640
Electronic computers.....	11	51	02/23	101.732	101.235	101.282	100.314	100.314
Electronic computers.....	11	5101	02/23	101.732	101.235	101.282	100.314	100.314
Personal computers and workstations (excluding portable computers).....	11	510114	02/23	101.281	101.249	101.198	101.204	101.204
Portable computers, laptops, tablets and other single user computers.....	11	510115	02/23	95.390	95.392	95.819	95.811	95.811
Host computers, multiusers (mainframes, UNIX and PC servers).....	11	510116	02/23	100.574	99.993	100.029	98.889	98.889
Computer storage devices.....	11	52	12/04	45.876	46.542	46.542	46.978	46.978
Computer storage devices (except parts, attachments and accessories).....	11	5201	12/04	45.217	45.895	45.895	46.340	46.340
Computer storage devices (except parts, attachments and accessories).....	11	520101	12/04	45.217	45.895	45.895	46.340	46.340
Computer peripheral equipment and parts.....	11	54	12/98	86.124	86.120	86.114	86.114	86.114
Parts, attachments, and accessories for computer terminals and peripherals.....	11	5405	12/98	152.930	152.930	152.930	152.930	152.930
Parts, attachments, and accessories for computer terminals and peripherals.....	11	540501	12/98	152.930	152.930	152.930	152.930	152.930
Computer terminals (including POS and funds-transfer devices) and other computer peripherals.....	11	5406	06/99	63.424	63.417	63.409	63.409	63.409
Computer terminals (including POS and funds-transfer devices) and other computer peripherals.....	11	540602	06/07	66.297	66.290	66.281	66.281	66.281
Special industry machinery and equipment.....	11	6		286.829	286.819	286.862	287.247	287.524
Food products machinery.....	11	61		385.376	385.546	385.551	388.161	388.281

See footnotes at end of table.

Table 9. Producer price indexes for commodity and service groupings and individual items, not seasonally adjusted — Continued

[February 2025, Index base 1982=100, unless otherwise indicated]

Title	Commodity code		Other index base	Unadjusted index ¹				
	Group code	Item code		Oct. 2024	Nov. 2024 ^P	Dec. 2024 ^P	Jan. 2025 ^P	Feb. 2025 ^P
Dairy and milk products plant machinery and equipment.....	11	6101		372.017	372.017	372.017	372.017	372.017
Dairy and milk products plant machinery and equipment.....	11	610111	12/83	363.922	363.922	363.922	363.922	363.922
Commercial food products machinery (except packaging and cooking equipment).....	11	6104		341.334	341.334	341.343	344.665	344.665
Commercial food products machinery (except packaging and cooking equipment).....	11	610409	12/83	336.745	336.745	336.753	340.030	340.030
Industrial food products machinery for processing foods, beverages, & animal & fowl feed.....	11	6105	12/83	392.829	393.268	393.268	395.163	395.474
Industrial food products machinery for processing foods, beverages, & animal & fowl feed.....	11	610501	12/83	392.829	393.268	393.268	395.163	395.474
Other industrial food and feed machinery.....	11	6105012	12/12	151.472	151.818	151.818	153.660	153.818
Machinery for sorting, grading, and cleaning fruits, vegetables, eggs, and for processing meat.....	11	6105013	12/12	159.273	159.332	159.332	159.331	159.331
Parts and attachments for industrial food and feed products machinery.....	11	6105014	12/12	148.362	148.456	148.456	148.863	149.544
Textile machinery and equipment.....	11	62		185.571	185.571	185.571	185.571	185.571
Textile machinery (except parts, attachments, and accessories).....	11	6212	06/86	158.331	158.331	158.331	158.331	158.331
Textile machinery (except parts, attachments, and accessories).....	11	621201	06/86	158.331	158.331	158.331	158.331	158.331
Textile machinery parts and attachments.....	11	6277		202.872	202.872	202.872	202.872	202.872
Textile machinery parts and attachments.....	11	627701	06/86	182.071	182.071	182.071	182.071	182.071
Sawmill and woodworking machinery.....	11	63		318.469	318.944	318.944	326.174	326.174
Sawmill and woodworking machinery.....	11	6306	12/04	214.095	214.415	214.415	219.275	219.275
Sawmill and woodworking machinery, excluding parts and attachments (sold separately).....	11	630602	06/12	185.230	185.555	185.555	190.390	190.390
Parts, attachments, & accessories for sawmill & woodworking machinery.....	11	630603	06/12	165.420	165.420	165.420	165.931	165.931
Paper industries machinery.....	11	64	06/82	283.630	282.556	282.731	284.201	285.576
Paper industries machinery.....	11	6401	06/82	283.630	282.556	282.731	284.201	285.576
Paper industries machinery, excluding parts & attachments (sold separately).....	11	640114	12/03	153.123	153.123	153.123	153.123	154.003
Parts and attachments for paper industries machinery.....	11	640115	12/03	184.470	182.182	182.556	185.685	186.205
Printing trades machinery and equipment.....	11	65		184.814	185.823	185.628	184.109	186.123
Other printing machinery and equipment.....	11	6509	12/82	174.559	175.792	175.554	173.699	176.159
Other printing machinery and equipment, incl. pre-press preparation equipment & plates.....	11	650912	06/09	104.656	106.151	105.862	103.613	105.413
Parts, attachments, & accessories for printing trades machinery.....	11	650913	06/09	123.261	123.261	123.261	123.261	123.261
Other special industry machinery.....	11	66		268.956	269.045	269.059	270.230	269.883
Plastics and rubber working machinery.....	11	6603		232.387	232.387	232.387	233.879	233.879
Plastics working machinery and equipment, excluding patterns and molds, including parts.....	11	66039	09/15	107.578	107.578	107.578	108.336	108.336
Plasticworking machinery (excluding parts).....	11	660391	12/08	112.223	112.223	112.223	112.780	112.780
Parts for plasticworking machinery.....	11	660395	12/08	130.202	130.202	130.202	132.455	132.455
Miscellaneous special industry machinery.....	11	6606		264.182	264.283	264.299	265.363	264.970
Semiconductor manufacturing machinery and parts.....	11	660638	06/87	135.560	135.585	135.607	134.806	134.238
Packing, packaging, and bottling machinery and parts.....	11	67		390.190	389.764	389.764	389.765	392.109
Packing, packaging, and bottling machinery and parts.....	11	6705	06/06	190.676	190.468	190.468	190.468	191.614
Packing, packaging, and bottling machinery, excluding parts.....	11	670501	06/06	182.367	182.101	182.101	182.102	183.279
Parts for packing, packaging, and bottling machinery.....	11	670502	12/83	388.406	388.406	388.406	388.406	390.220
Service industry machinery and parts.....	11	68	06/82	321.017	320.887	321.022	319.725	320.074
Service industry machinery and parts.....	11	6801	06/82	321.017	320.887	321.022	319.725	320.074
Commercial cooking and food warming equipment (incl. parts).....	11	68013	12/03	229.916	229.538	229.945	231.164	231.232
Commercial cooking equipment incl. ranges, deep-fat fryers, etc. except electric.....	11	680131	12/11	185.661	184.777	185.587	188.017	188.017
Commercial electric cooking equipment, incl. ranges, deep-fat fryers, etc.....	11	680132	12/11	154.622	154.742	154.742	154.742	154.866
Parts and accessories for commercial cooking and food warming equipment.....	11	680133	12/11	147.230	147.230	147.230	147.230	147.230
Other service industry machinery, incl. electronic teaching mach. & auto. maintenance equipment.....	11	68014	05/23	101.628	101.628	101.626	100.906	101.043
Coin-operated machines and mechanisms (incl. parts).....	11	680141	05/18	104.766	104.766	104.766	100.614	100.808
Commercial laundry and drycleaning machinery products (incl. parts) ..	11	680143	06/03	200.936	200.936	200.936	201.264	201.264
Commercial and industrial floor & carpet cleaning machines, ex. vacuum cleaners (incl. parts).....	11	680145	09/16	148.061	148.061	148.061	147.243	147.243
Electronic teaching machines, teaching aids, etc., (incl. kits and parts)..	11	680147	09/16	104.281	104.281	104.281	104.281	—
All other parts and attachments for service industry equipment.....	11	680148	12/11	144.115	144.115	144.115	144.602	145.147
Other service industry equipment.....	11	680149	09/16	135.498	135.498	135.493	135.659	135.871
Electrical machinery and equipment.....	11	7		137.945	138.590	138.797	139.619	139.598
Wiring devices.....	11	71		356.170	355.164	356.465	356.345	358.680
Current-carrying wiring devices.....	11	7101		266.200	266.555	268.805	267.737	268.955

See footnotes at end of table.

Table 9. Producer price indexes for commodity and service groupings and individual items, not seasonally adjusted — Continued
 [February 2025, Index base 1982=100, unless otherwise indicated]

Title	Commodity code		Other index base	Unadjusted index ¹				
	Group code	Item code		Oct. 2024	Nov. 2024 ^P	Dec. 2024 ^P	Jan. 2025 ^P	Feb. 2025 ^P
Current-carrying switches for electrical circuitry (including vehicular switches).....	11	710143	12/99	185.327	185.327	185.860	185.074	185.600
Current-carrying wire connectors for electrical circuitry.....	11	710144	12/99	189.670	190.993	189.490	189.036	190.521
Current-carrying wiring devices n.e.c.....	11	710147	06/06	187.365	187.341	190.473	189.631	190.407
Noncurrent-carrying wiring devices.....	11	7102		467.329	463.733	462.808	464.665	468.809
Noncurrent-carrying electrical conduit and conduit fittings, incl.plastic conduit & fittings.....	11	710216	12/04	211.333	207.222	206.013	204.803	208.512
Other noncurrent-carrying wiring devices and supplies (boxes, covers, bar hangers, etc.).....	11	710217	12/04	224.710	224.576	224.026	224.301	227.029
Porcelain, steatite, and other ceramic electrical products.....	11	710252	12/03	195.619	195.902	197.241	197.504	196.647
Integrating and measuring instruments.....	11	72		189.930	190.201	190.207	190.238	189.769
Test equipment for electrical, radio, & communication circuits & motors. ...	11	7205	12/83	179.207	179.462	179.468	179.497	179.054
Test equipment for electrical, radio, & communication circuits & motors.....	11	720501		188.822	189.091	189.097	189.128	188.661
Motors, generators, motor generator sets.....	11	73		306.429	310.501	310.392	310.702	311.038
Fractional horsepower motors and generators.....	11	7303	06/83	218.480	218.480	218.480	218.480	218.480
Fractional horsepower motors and generators.....	11	730312	12/99	164.383	164.383	164.383	164.383	164.383
Integral horsepower motors and generators (excluding land transportation types).....	11	7304	06/83	417.627	417.627	417.627	417.627	—
Integral horsepower motors and generators (excluding land transportation types).....	11	730405	12/99	290.792	290.792	290.792	290.792	—
Parts and supplies for motors and generators.....	11	7309	06/83	405.838	405.838	405.089	407.222	408.227
Parts and supplies for motors and generators.....	11	730901	06/83	405.838	405.838	405.089	407.222	408.227
Other motors and generators.....	11	7311	06/06	158.630	163.308	163.308	163.308	163.526
Other motors and generators.....	11	731101	06/06	158.630	163.308	163.308	163.308	163.526
Transformers and power regulators.....	11	74		396.452	396.452	396.452	397.011	397.011
Power and distribution transformers, except parts.....	11	7409	12/99	344.831	344.831	344.831	345.280	—
Power and distribution transformers, except parts.....	11	740999	12/99	344.831	344.831	344.831	345.280	—
Other transformers and parts for transformers.....	11	7411	12/99	235.383	235.383	235.383	235.834	235.834
Switchgear, switchboard, industrial controls equipment.....	11	75		346.835	346.873	350.890	351.358	351.250
Industrial controls and related parts and accessories.....	11	7507		327.408	327.536	331.618	332.767	333.513
Industrial controls and related parts and accessories.....	11	750799	06/85	311.609	311.730	315.615	316.708	317.419
General-purpose industrial controls.....	11	7507991	06/11	170.785	170.784	174.208	174.947	174.947
Parts for industrial controls and motor-control accessories.....	11	7507992	06/11	149.505	150.097	150.247	150.645	153.234
Specific-purpose industrial controls.....	11	7507993	06/11	138.437	138.437	138.437	138.718	138.987
Switchgear and switchboard apparatus.....	11	7522	06/05	203.682	203.668	205.915	205.915	205.523
Switchgear and switchboard apparatus.....	11	752201	06/05	203.682	203.668	205.915	205.915	205.523
Low voltage panelboards and distribution boards, 1000 volts or less..	11	7522013	12/07	163.563	163.506	164.037	164.037	162.207
Switchgear, except relays and ducts.....	11	752201A	12/07	205.643	205.643	208.673	208.673	208.769
Communications and related equipment and miscellaneous electronic systems & equipment.....	11	76	12/85	138.479	138.574	138.587	141.840	142.056
Telephone and wireline data networking equipment.....	11	7601	12/85	92.257	92.257	92.257	92.221	92.862
Other communications and related equipment, including broadcast and wireless.....	11	7603	06/13	116.099	116.330	116.361	116.843	116.887
Radio station and wireless communication equipment.....	11	760302	12/85	107.713	108.025	108.025	108.377	108.377
Radio station equipment.....	11	7603022	06/13	138.869	138.869	138.869	139.041	139.041
Other broadcast and wireless communications systems and equipment.....	11	7603023	06/13	120.003	120.419	120.419	120.419	120.419
Intercommunications, alarm and traffic control systems.....	11	760303	12/85	171.522	171.522	171.522	171.522	172.069
Alarm systems, including electric sirens and horns.....	11	7603031	06/08	137.128	137.128	137.128	137.128	137.128
Intercommunications systems, including inductive paging systems....	11	7603033	06/08	168.244	168.244	168.244	168.244	168.244
Electronic systems and equipment, n.e.c.....	11	7605	12/03	150.267	150.267	150.267	150.267	150.267
Electronic systems and equipment, n.e.c.....	11	760512	12/03	150.267	150.267	150.267	150.267	150.267
Search, detection, navigation & guidance systems and equipment.....	11	7606	06/04	171.363	171.363	171.363	178.461	178.790
Search, detection, navigation & guidance systems and equipment.....	11	760613	06/04	171.363	171.363	171.363	178.461	178.790
Electric lamp bulbs, tubes, and components.....	11	77		110.347	110.347	110.347	110.347	110.347
Electric lamp bulbs, tubes, and components.....	11	7704	12/04	85.140	85.140	85.140	85.140	85.140
Electric lamp bulbs, tubes, and components.....	11	770401	12/04	85.140	85.140	85.140	85.140	85.140
Electronic components and accessories.....	11	78		68.537	69.550	69.606	69.206	68.867
Relays for electronic circuitry, industrial control overload, and switchgear type.....	11	7821		290.451	290.451	290.451	295.699	295.699
Relays for electronic circuitry, industrial control overload, and switchgear type.....	11	782119	06/90	215.943	215.943	215.943	219.844	219.844
Switches, mechanical, for electronic circuitry.....	11	7822	06/82	273.117	273.117	273.117	279.683	—
Switches, mechanical, for electronic circuitry.....	11	782299	06/82	273.117	273.117	273.117	279.683	—
Connectors for electronic circuitry.....	11	7824		266.814	267.918	267.890	268.582	268.638
Connectors for electronic circuitry.....	11	782481	12/11	154.119	154.757	154.741	155.140	155.173
Filters, crystals, and transducers.....	11	7828	06/82	121.589	121.589	121.589	122.212	122.212
Filters, crystals, and transducers.....	11	782890	06/82	121.589	121.589	121.589	122.212	122.212

See footnotes at end of table.

Table 9. Producer price indexes for commodity and service groupings and individual items, not seasonally adjusted — Continued

[February 2025, Index base 1982=100, unless otherwise indicated]

Title	Commodity code		Other index base	Unadjusted index ¹				
	Group code	Item code		Oct. 2024	Nov. 2024 ^P	Dec. 2024 ^P	Jan. 2025 ^P	Feb. 2025 ^P
Crystal, filter, piezoelectric, and other related electronic devices (exc. microwave filters).....	11	7828901	06/82	126.366	126.366	126.366	126.766	—
Integrated circuit packages, including microprocessors.....	11	7839	06/05	30.636	30.628	30.620	30.347	30.334
Integrated circuit packages, including microprocessors.....	11	783911	06/05	30.636	30.628	30.620	30.347	30.334
Other semiconductor devices, incl. transistors, diodes, and semiconductor parts such as wafers.....	11	7847	06/05	79.404	79.406	79.443	79.605	79.702
Other semiconductor devices, incl. transistors, diodes, and semiconductor parts such as wafers.....	11	784711	06/05	77.354	77.356	77.392	77.550	77.644
Bare printed circuit boards.....	11	7849	12/00	132.524	132.524	132.524	132.524	132.524
Bare printed circuit boards.....	11	784901	06/82	138.643	138.643	138.643	138.643	138.643
Electronic coils, transformers, and other inductors.....	11	7853	06/82	261.756	263.603	263.603	265.340	265.340
Electronic coils, transformers, and other inductors.....	11	785399	06/00	179.689	180.956	180.956	182.149	182.149
Capacitors and resistors for electronic circuitry.....	11	7854	12/22	109.637	111.201	111.144	111.566	111.653
Capacitors for electronic circuitry.....	11	785411	12/02	199.968	203.476	203.348	204.294	204.488
Microwave components, electron tubes, and other electronic components, n.e.c.....	11	7856	06/00	182.930	183.174	183.524	184.242	185.129
Printed circuit assemblies, loaded boards, modules and consumer external modems.....	11	7861	06/82	84.546	92.065	92.365	89.246	86.130
Printed circuit assemblies, loaded boards, modules and consumer external modems.....	11	786199	06/82	84.546	92.065	92.365	89.246	86.130
Miscellaneous electrical machinery and equipment.....	11	79		139.557	139.625	139.635	140.182	140.470
Storage batteries.....	11	7901		245.311	246.710	246.710	246.944	247.062
Storage batteries, lead acid type, BCI dimensional group 8D or smaller.....	11	790103	12/84	260.818	263.154	263.154	263.403	263.286
Storage batteries, lead acid type, larger than BCI dimensional group 8D.....	11	790104	12/84	311.182	311.182	311.182	311.901	313.473
Storage batteries (excluding lead acid), including parts for all storage batteries.....	11	790105	12/84	259.594	259.594	259.594	259.594	259.594
Primary batteries.....	11	7902		231.927	231.048	231.734	231.845	231.871
Primary batteries.....	11	790229	12/03	150.426	149.856	150.301	150.373	150.390
Carbon and graphite products.....	11	7903		243.969	243.410	243.013	246.647	246.647
X-ray and electromedical equipment.....	11	7905		93.933	93.938	93.950	94.322	94.362
Irradiation equipment.....	11	790512	06/85	126.906	126.936	126.936	126.936	126.936
Electromedical equipment, including diagnostic, therapeutic and patient monitoring equipment.....	11	790541	06/09	104.401	104.401	104.418	104.953	105.010
Miscellaneous electrical industrial apparatus.....	11	7929	12/85	181.478	181.478	181.478	181.478	185.234
Rectifying apparatus.....	11	792902	12/85	218.316	218.316	218.316	218.316	218.643
Other electrical equipment for industrial use, except for electronic circuitry.....	11	792904	12/03	150.994	150.994	150.994	150.994	155.448
All other electrical equipment and components, except industrial.....	11	7939	12/06	134.302	134.302	134.301	134.301	134.301
All other electrical equipment and components, except industrial.....	11	793901	12/06	134.302	134.302	134.301	134.301	134.301
Miscellaneous instruments.....	11	8		257.323	258.908	263.340	265.909	267.067
Automatic environmental controls for monitoring residential, commercial, and appliance use.....	11	81		221.025	221.025	221.579	221.579	221.605
Automatic environmental controls for monitoring residential, commercial, and appliance use.....	11	8105	12/03	152.416	152.416	152.799	152.799	152.817
Automatic environmental controls for monitoring residential, commercial, and appliance use.....	11	810501	12/03	152.416	152.416	152.799	152.799	152.817
Industrial process control instruments.....	11	82	06/83	304.062	307.580	308.486	311.951	312.636
Industrial process control instruments.....	11	8201	06/83	304.062	307.580	308.486	311.951	312.636
Industrial process control instruments.....	11	820171	12/03	184.152	186.283	186.831	188.930	189.345
Fluid meters and counting devices.....	11	84	12/85	249.934	250.165	250.471	250.343	250.343
Fluid meters and counting devices.....	11	8401	12/85	249.934	250.165	250.471	250.343	250.343
Engineering and scientific instruments.....	11	85	12/85	300.485	302.339	326.838	328.080	328.080
Aeronautical, nautical, and navigational instruments.....	11	8501	12/85	333.334	333.334	365.613	365.613	365.613
Aeronautical, nautical, and navigational instruments.....	11	850111	12/85	333.334	333.334	365.613	365.613	365.613
Hospital beds and specialized hospital furniture.....	11	8504	12/11	157.797	162.926	165.485	168.920	168.920
Hospital beds and specialized hospital furniture.....	11	850404	12/11	157.797	162.926	165.485	168.920	168.920
Measuring instruments and lenses.....	11	86	12/85	175.686	177.081	176.238	179.896	180.868
Sighting, tracking, and fire-control equipment, optical type.....	11	8601	12/85	134.039	138.026	131.945	145.693	145.693
Sighting, tracking, and fire-control equipment, optical type.....	11	860111	12/85	134.039	138.026	131.945	145.693	145.693
All other miscellaneous optical instruments and lenses.....	11	8602	12/85	154.199	158.535	158.093	158.310	158.499
All other miscellaneous optical instruments and lenses.....	11	860211	12/85	154.199	158.535	158.093	158.310	158.499
Laboratory analytical instruments.....	11	8603	12/85	187.657	188.083	187.728	191.099	192.369
Laboratory analytical instruments.....	11	860311	12/85	187.657	188.083	187.728	191.099	192.369
Measuring & controlling devices, n.e.c.....	11	89	06/85	205.383	205.845	205.845	206.933	209.609
Aircraft engine instruments.....	11	8901	06/85	201.819	205.538	205.538	205.538	205.538
Aircraft engine instruments.....	11	890199	06/85	201.819	205.538	205.538	205.538	205.538
Nuclear radiation detection & monitoring instruments.....	11	8904	06/85	256.003	256.003	256.003	261.974	—
Nuclear radiation detection & monitoring instruments.....	11	890499	06/85	256.003	256.003	256.003	261.974	—

See footnotes at end of table.

Table 9. Producer price indexes for commodity and service groupings and individual items, not seasonally adjusted — Continued
 [February 2025, Index base 1982=100, unless otherwise indicated]

Title	Commodity code		Other index base	Unadjusted index ¹				
	Group code	Item code		Oct. 2024	Nov. 2024 ^P	Dec. 2024 ^P	Jan. 2025 ^P	Feb. 2025 ^P
Physical properties and kinematic testing equipment.	11	8905	06/04	138.514	138.514	138.514	138.521	138.809
Physical properties and kinematic testing equipment.	11	890599	06/04	138.514	138.514	138.514	138.521	138.809
Commercial, geophysical, meteorological, surveying & all other measuring & controlling devices.	11	8906	06/04	142.932	142.932	142.932	144.340	144.359
Commercial, geophysical, meteorological, surveying & all other measuring & controlling devices.	11	890611	06/04	142.932	142.932	142.932	144.340	144.359
Miscellaneous machinery.	11	9		222.411	222.614	222.674	224.607	224.728
Oil field and gas field machinery.	11	91		262.071	262.071	262.071	262.071	262.071
Oil and gas field drilling, surveying, and cementing machinery (except parts sold separately).	11	9102		270.837	270.837	270.837	270.837	270.837
Oil and gas field drilling, surveying, and cementing machinery (except parts sold separately).	11	910201	09/20	115.326	115.326	115.326	115.326	115.326
Oil field and gas field production machinery (except pumps and parts sold separately).	11	9104		246.859	246.859	246.859	246.859	246.859
Oil field and gas field production machinery (except pumps and parts sold separately).	11	910456	12/03	202.824	202.824	202.824	202.824	202.824
Parts and attachments for oil and gas field machinery and equipment.	11	9106	12/10	135.561	135.561	135.561	135.561	135.561
Mining machinery and equipment.	11	92		453.256	455.050	452.098	452.928	453.595
Mining machinery and equipment (except parts sold separately).	11	9207	09/19	154.317	155.061	155.061	154.873	155.166
Underground mining machinery (except parts sold separately).	11	920701	12/03	314.176	314.176	314.176	314.176	315.804
Crushing, pulverizing, & screening machinery (except parts sold separately).	11	920702	12/03	266.064	269.749	269.749	269.749	269.749
Drills and other mining machinery (except parts sold separately).	11	920703	12/03	273.719	273.719	273.719	271.844	—
Mineral processing & beneficiation machinery (except parts sold separately).	11	920704	12/03	302.006	307.115	307.115	309.031	309.031
Parts and attachments for mining machinery and equipment (sold separately).	11	9253		350.676	351.033	340.998	345.275	345.275
Parts and attachments for mining machinery and equipment (sold separately).	11	925303	12/03	252.595	252.852	245.624	248.705	248.705
Internal combustion engines.	11	94		205.016	205.016	205.016	209.882	209.970
Diesel, semidiesel, and dual-fuel engines (except automotive).	11	9407	12/82	231.483	231.483	231.483	242.169	—
Diesel, semidiesel, and dual-fuel engines (except automotive).	11	940725	12/00	177.515	177.515	177.515	185.709	—
Diesel, semidiesel, and dual-fuel engines for automobiles, trucks, and buses.	11	9408	12/82	173.684	173.684	173.684	177.025	177.238
Diesel, semidiesel, and dual-fuel engines for automobiles, trucks, and buses.	11	940811	12/82	173.684	173.684	173.684	177.025	177.238
Parts & accessories for internal combustion engines, ex. aircraft & gasoline automotive engines.	11	9413		254.326	254.326	254.326	257.183	257.183
Parts & accessories for internal combustion engines, ex. aircraft & gasoline automotive engines.	11	941301		254.326	254.326	254.326	257.183	257.183
Machine shop products.	11	95		225.722	225.722	225.722	226.159	226.159
Machine shop products.	11	9505	06/84	204.485	204.485	204.485	204.881	204.881
Machine shop job work and job order repairs.	11	950501	06/84	204.485	204.485	204.485	204.881	204.881
Turbines and turbine generator sets.	11	97	06/87	281.163	282.997	284.735	288.328	289.246
Turbines and turbine generator sets (excluding parts).	11	9701	06/87	281.163	282.997	284.735	288.328	289.246
Steam, gas, and other turbines and turbine generators.	11	970103	06/11	117.138	118.289	119.350	119.616	119.882
Parts & accessories for turbines, turbine generators, and turbine generator sets.	11	98	09/15	121.529	121.529	121.529	121.529	121.529
Parts & accessories for turbines, turbine generators, and turbine generator sets.	11	9801	09/15	121.529	121.529	121.529	121.529	121.529
Parts & accessories for turbines, turbine generators, and turbine generator sets.	11	980101	09/15	121.529	121.529	121.529	121.529	121.529
Furniture and household durables.	12	—		221.894	222.203	221.917	222.799	223.971
Household furniture.	12	1		275.607	275.763	275.984	276.268	277.332
Metal household furniture.	12	11		209.275	208.780	208.780	209.480	209.859
Metal household furniture.	12	1101		209.275	208.780	208.780	209.480	209.859
Metal household dining room and kitchen furniture.	12	110102	06/84	263.880	260.261	260.261	265.380	268.158
Other metal household furniture.	12	110104	06/84	184.897	184.897	184.897	184.897	184.897
Metal household furniture, beds, nonupholstered.	12	1101041	12/11	126.647	126.647	126.647	126.647	126.647
Wood household furniture (nonupholstered).	12	12		327.814	328.098	328.098	328.140	330.956
Wood household furniture (nonupholstered).	12	1206	12/22	108.467	108.561	108.561	108.575	109.506
Wood living room furniture (nonupholstered).	12	120602	12/04	170.317	170.317	170.317	170.466	174.540
Wood dining room, outdoor, and ready-to-assemble furniture (nonupholstered).	12	120603	12/22	115.439	115.706	115.706	115.706	116.589
Wood bedroom furniture, including infants' and children's, (nonupholstered).	12	120605	12/04	157.102	157.102	157.102	157.102	158.196
Upholstered household furniture.	12	13		262.987	263.896	264.328	264.764	266.228
Upholstered household furniture.	12	1301		262.987	263.896	264.328	264.764	266.228
Dual purpose sleep furniture, incl. convertible sofa.	12	130123	06/83	223.495	225.761	225.761	225.761	225.761
Upholstered household furniture.	12	130141	06/05	166.679	167.008	167.342	167.680	168.814

See footnotes at end of table.

Table 9. Producer price indexes for commodity and service groupings and individual items, not seasonally adjusted — Continued

[February 2025, Index base 1982=100, unless otherwise indicated]

Title	Commodity code		Other index base	Unadjusted index ¹				
	Group code	Item code		Oct. 2024	Nov. 2024 ^P	Dec. 2024 ^P	Jan. 2025 ^P	Feb. 2025 ^P
Upholstered household davenports, sofas, loveseats, and settees.	12	1301411	12/11	143.935	144.299	144.623	144.804	145.892
Upholstered household sectional sofa pieces.	12	1301412	12/11	136.740	137.029	137.045	137.109	137.134
Upholstered household rocking chairs, including swivel rockers.	12	1301413	12/11	143.649	144.127	144.131	144.112	144.112
Other upholstered household furniture, including custom.	12	1301415	12/11	165.015	165.099	165.989	167.385	170.497
Bedding.	12	14		235.415	234.578	234.594	234.594	234.588
Bedding.	12	1401		235.415	234.578	234.594	234.594	234.588
Innerspring mattresses, excluding crib size.	12	140104	12/95	217.127	215.196	215.222	215.222	215.222
Mattress foundations.	12	140107	12/11	138.025	137.043	137.043	137.043	137.043
Mattresses, other types, including crib, foam, waterbed mattresses and mattress inserts.	12	140114	06/83	254.700	254.700	254.700	254.700	254.700
Sleep system ensembles and mattresses, excluding conventional waterbeds.	12	140122	12/95	140.114	140.114	140.114	140.114	140.114
Mattress and foundation sets.	12	140134	12/03	140.277	140.277	140.287	140.287	140.277
Metal porch, lawn, outdoor & casual furniture.	12	15		374.123	374.123	374.123	374.123	374.123
Porch and lawn furniture.	12	1501		374.123	374.123	374.123	374.123	374.123
Metal porch, lawn, outdoor & casual furniture.	12	150112	06/84	372.115	372.115	372.115	372.115	372.115
Commercial furniture.	12	2		320.091	320.759	320.878	322.228	324.213
Wood office furniture and store fixtures.	12	21		313.428	313.518	313.491	315.543	317.979
Wood office furniture and store fixtures.	12	2101		313.428	313.518	313.491	315.543	317.979
Wood office seating, including upholstered.	12	210112	06/85	268.356	268.459	268.459	272.629	281.462
Wood office desks and extensions.	12	210113	06/85	337.993	338.343	338.343	339.103	345.567
Wood office files, storage units, and tables.	12	210114	06/85	308.963	309.281	309.281	309.338	311.618
Wood office furniture, other types (incl. panel/desk systems).	12	210116	06/85	290.102	290.211	290.211	271.669	276.633
Fixtures for stores, banks and offices.	12	210161	12/83	308.822	308.883	308.850	311.982	313.730
Custom architectural woodwork, millwork, and fixtures.	12	2101611	06/08	154.860	154.860	154.860	155.906	157.378
Wood lockers, partitions, and shelving (except custom).	12	2101612	06/08	159.065	156.322	156.596	157.514	156.166
Nonwood furniture and store fixtures.	12	22		311.723	312.254	312.520	313.232	314.690
Nonwood commercial storage units, files, and tables.	12	2202		316.836	318.555	322.917	324.300	320.983
Nonwood commercial storage units, files, and tables.	12	220202	06/95	227.574	228.809	231.942	232.936	230.553
Nonwood commercial furniture.	12	2203		321.292	321.940	322.405	320.495	324.377
Nonwood commercial desks and extensions.	12	220321		400.748	401.195	401.292	401.041	410.177
Nonwood office seating.	12	220325		245.836	245.836	245.895	248.095	250.276
Nonwood office furniture panel systems, and other nonwood office furniture.	12	220326	06/95	232.779	233.667	234.285	229.878	232.776
Nonwood partitions and fixtures.	12	2204	12/83	284.863	284.863	283.591	286.751	287.182
Storage racks and accessories, except wood.	12	220407	12/83	242.136	242.136	242.136	244.908	244.908
Fixtures (bank, office, and store) except wood.	12	220409	12/83	313.005	313.005	313.005	318.964	318.964
Public building furniture.	12	23	12/84	327.832	326.953	326.997	328.871	329.359
Public building furniture.	12	2301	12/84	327.832	326.953	326.997	328.871	329.359
School furniture (except stone and concrete), excluding library furniture.	12	230101	12/84	384.256	380.728	380.728	382.236	—
Public building and related furniture, excluding school & restaurant furniture.	12	230102	12/84	317.952	318.140	318.205	320.307	321.015
Commercial furniture and fixtures, n.e.c.	12	24	12/85	287.773	293.895	293.956	294.303	297.997
Commercial furniture and fixtures, n.e.c.	12	2401	12/85	287.773	293.895	293.956	294.303	297.997
Bar, bowling center, cafeteria, and restaurant furniture.	12	240104	12/10	174.417	174.579	174.579	174.747	176.851
Other commercial and institutional furniture and fixtures, n.e.c.	12	240108	12/10	166.668	171.792	171.844	172.064	174.264
Floor coverings.	12	3		216.629	214.222	214.213	218.602	218.602
Carpets and rugs.	12	31		210.683	207.952	207.941	212.921	212.921
Carpet and rugs.	12	3101		213.933	211.160	211.149	216.206	216.206
Carpet and rugs.	12	310101		213.933	211.160	211.149	216.206	216.206
Resilient floor coverings.	12	32		265.492	265.492	265.492	265.492	265.492
Resilient floor coverings.	12	3201		265.492	265.492	265.492	265.492	265.492
Resilient floor coverings.	12	320170	12/11	119.377	119.377	119.377	119.377	119.377
Household appliances.	12	4		149.397	149.317	148.516	148.917	149.961
Major appliances.	12	41		144.142	144.021	143.056	143.552	144.696
Household cooking appliances.	12	4101		157.220	157.018	154.457	155.580	157.375
Electric household ranges, ovens (including microwave), surface cooking units, and equipment.	12	410105	12/02	154.007	155.478	152.826	153.025	151.111
Gas household ranges, ovens, surface cooking units and equipment.	12	410139	12/02	146.260	146.025	141.173	141.525	155.736
Other household ranges and cooking equipment, including outdoor equipment.	12	410169	12/02	198.412	196.020	196.044	199.507	191.020
Household refrigeration equipment.	12	4103		121.186	121.000	121.657	121.750	121.850
Household refrigerators, including refrigerator-freezer combinations.	12	410329	12/02	130.817	130.484	131.305	131.262	131.481
Other major household appliances including room air-conditioners.	12	4104		177.642	177.675	177.272	177.303	179.524
Room air-conditioners.	12	410445		236.075	236.781	236.480	238.226	238.226

See footnotes at end of table.

Table 9. Producer price indexes for commodity and service groupings and individual items, not seasonally adjusted — Continued

[February 2025, Index base 1982=100, unless otherwise indicated]

Title	Commodity code		Other index base	Unadjusted index ¹				
	Group code	Item code		Oct. 2024	Nov. 2024 ^P	Dec. 2024 ^P	Jan. 2025 ^P	Feb. 2025 ^P
Household vacuum cleaners, including parts and attachments.	12	43		130.351	130.700	130.866	130.052	131.498
Household vacuum cleaners and other floor care machines (including parts and attachments).	12	4301		122.285	122.612	122.769	122.005	123.361
Household vacuum cleaners and other floor care machines (including parts and attachments).	12	430114	06/07	133.398	133.756	133.926	133.093	134.572
Electric housewares and fans.	12	44		145.834	145.967	146.318	146.269	146.251
Parts and attachments for small electric household appliances, including fan parts.	12	4403	12/82	201.234	201.234	201.234	201.234	201.234
Parts and attachments for small electric household appliances, including fan parts.	12	440311	12/82	201.234	201.234	201.234	201.234	201.234
Small electric household appliances, including fans.	12	4404	05/21	116.291	116.398	116.679	116.640	116.625
Small electric household appliances, including fans.	12	440401	05/21	116.291	116.398	116.679	116.640	116.625
Portable residential lighting fixtures, including parts and accessories.	12	45		296.696	296.698	296.701	296.693	296.689
Portable residential lighting fixtures, including parts and accessories.	12	4501		296.696	296.698	296.701	296.693	296.689
Portable residential lighting fixtures, including parts and accessories.	12	450135	06/98	199.972	199.974	199.976	199.970	199.968
Home electronic equipment.	12	5		63.301	63.301	63.301	63.316	63.316
Speakers and commercial sound equipment.	12	57	12/03	142.450	142.450	142.450	142.521	142.521
Speakers and commercial sound equipment.	12	5707	12/03	142.450	142.450	142.450	142.521	142.521
Speakers and commercial sound equipment.	12	570708	12/03	142.450	142.450	142.450	142.521	142.521
Other home electronic equipment.	12	58	06/04	114.837	114.837	114.837	114.837	114.837
Other home electronic equipment, including television receivers and automotive A/V equipment.	12	5803	01/17	119.037	119.037	119.037	119.037	119.037
All other consumer audio and video equipment, excluding TV receivers and automotive A/V equip.	12	580301	06/04	105.704	105.704	105.704	105.704	105.704
Other household durable goods.	12	6		247.689	250.778	249.967	250.091	251.935
Vitreous china, fine earthenware, and other pottery products.	12	61		328.602	328.602	328.298	329.365	329.741
Vitreous china, porcelain, and earthenware table and kitchenware and other pottery products.	12	6101		328.555	328.555	328.252	329.319	329.694
Vitreous china, porcelain, and earthenware (semivitreous) table and kitchenware.	12	610104	06/08	137.243	137.243	136.291	139.633	140.809
All other pottery products (including china decorated for the trade).	12	610105	06/08	164.261	164.261	164.261	164.261	164.261
Mirrors (decorated and undecorated).	12	65		222.136	238.115	233.806	233.267	241.453
Mirrors (decorated and undecorated), made from purchased glass.	12	6501		222.136	238.115	233.806	233.267	241.453
Mirrors (decorated and undecorated), made from purchased glass.	12	650104	12/04	143.090	153.383	150.608	150.260	155.534
Lawn/garden equipment.	12	66		182.960	183.136	183.136	183.476	183.476
Parts and attachments for consumer lawn, garden, and snow equipment.	12	6605	12/82	234.534	234.219	234.219	237.073	237.073
Parts and attachments for consumer lawn, garden, and snow equipment.	12	660503	06/03	158.465	158.252	158.252	160.181	160.181
Consumer lawn, garden, and snow equipment.	12	6607	05/18	121.993	122.141	122.141	122.231	122.231
Consumer lawn, garden, and snow equipment.	12	660701	05/18	121.993	122.141	122.141	122.231	122.231
Consumer riding lawn, garden, and snow equipment.	12	6607011	06/03	133.814	133.814	133.814	133.829	133.829
Consumer nonriding lawn, garden, and snow equipment.	12	6607012	06/03	134.059	134.391	134.391	134.576	134.576
Cutlery, flatware (except precious), razors and razor blades.	12	67		286.249	286.249	286.249	286.249	286.249
Cutlery, flatware (except precious), razors and razor blades.	12	6701		286.249	286.249	286.249	286.249	286.249
Metal kitchen utensil, pots, and pans.	12	68		312.427	312.427	312.427	312.427	312.427
Metal kitchen utensil, pots, and pans.	12	6801		312.427	312.427	312.427	312.427	312.427
Stamped and spun kitchen utensils, aluminum.	12	680101		291.971	291.971	291.971	291.971	291.971
Window shades, blinds, and accessories.	12	69	06/84	301.913	301.913	301.913	301.913	304.069
Window shades, blinds, and accessories.	12	6901	06/84	301.913	301.913	301.913	301.913	304.069
Window shades and window shade accessories and rollers.	12	690101	06/84	367.932	367.932	367.932	367.933	367.933
Other shades and blinds, including curtain and drapery fixtures, poles, & rods.	12	690103	06/84	228.214	228.214	228.214	228.214	233.934
Nonmetallic mineral products.	13	—		344.398	344.442	344.439	351.552	353.082
Glass.	13	1		185.893	185.986	186.217	187.532	188.038
Flat glass.	13	11		173.613	173.616	173.982	175.159	175.903
Specialty glass.	13	1107		209.573	209.812	210.250	211.585	212.300
Specialty glass.	13	110703	06/11	152.800	152.974	153.293	154.267	154.788
Other glass products, made by flat glass producers.	13	1107034	06/11	166.920	166.920	166.920	169.347	173.612
Flat glass (float, sheet, and plate process).	13	1108	12/22	95.327	94.942	95.149	95.935	96.646
Flat glass (float, sheet, and plate process).	13	110811	12/22	95.327	94.942	95.149	95.935	96.646
Other finished glassware.	13	13	06/83	203.705	204.167	203.779	205.439	204.826
Pressed and blown glassware.	13	1301	06/83	206.945	207.414	207.019	208.706	208.084
Machine-made pressed & blown table, kitchen, art, & novelty glassware.	13	130116	12/11	155.564	155.564	155.564	156.600	156.600
All other machine-made pressed and blown glassware.	13	130117	12/11	129.929	130.538	130.026	131.298	130.490

See footnotes at end of table.

Table 9. Producer price indexes for commodity and service groupings and individual items, not seasonally adjusted — Continued
 [February 2025, Index base 1982=100, unless otherwise indicated]

Title	Commodity code		Other index base	Unadjusted index ¹				
	Group code	Item code		Oct. 2024	Nov. 2024 ^P	Dec. 2024 ^P	Jan. 2025 ^P	Feb. 2025 ^P
Handmade pressed and blown glassware.....	13	130118	12/11	136.022	136.022	136.022	136.851	136.860
Concrete ingredients and related products.....	13	2		437.898	437.971	438.297	448.121	454.466
Construction sand, gravel, and crushed stone.....	13	21		499.677	499.723	500.332	513.516	523.593
Construction sand, gravel and crushed stone.....	13	2101		499.677	499.723	500.332	513.516	523.593
Construction sand and gravel (run of pit/bank, washed, screened, etc.)..	13	210120	12/11	184.919	184.817	184.808	188.106	189.150
Construction sand and gravel, Northeast.....	13	2101201	12/12	188.304	188.304	188.304	189.027	189.027
Construction sand and gravel, Midwest.....	13	2101202	12/12	206.122	205.285	205.517	210.596	210.614
Construction sand and gravel, West.....	13	2101204	12/12	195.004	195.271	195.099	200.189	202.879
Crushed and broken stone.....	13	210121		495.629	495.817	496.706	511.699	524.948
Crushed and broken limestone.....	13	2101212	12/11	194.729	194.863	195.384	200.357	203.481
Crushed and broken granite.....	13	2101213	12/11	173.247	173.168	173.192	177.948	194.336
Bituminous limestone, sandstone, & other crushed & broken stone. . .	13	2101219	12/11	171.871	171.871	171.871	180.747	180.747
Cement, hydraulic.....	13	22		353.144	353.276	353.089	357.256	356.981
Cement, hydraulic.....	13	2201		353.144	353.276	353.089	357.256	356.981
Cement, hydraulic.....	13	220161	06/89	345.625	345.755	345.572	349.650	349.381
Concrete products.....	13	3		386.441	388.136	387.378	391.435	392.188
Concrete block and brick.....	13	31		382.789	382.789	382.898	390.873	391.091
Structural concrete block.....	13	3111		406.000	406.000	406.000	412.897	413.673
Structural concrete block.....	13	311135	12/87	331.343	331.343	331.343	336.971	337.605
Structural concrete block, lightweight units (weighing less than 105 lb/cubic ft.) (dry weight).....	13	3111351	12/11	175.819	175.819	175.819	179.361	180.031
Structural concrete block, mediumweight units (weighing 105 - 124 lb/cubic ft.) (dry weight).....	13	3111352	12/11	186.093	186.093	186.093	191.367	191.537
Structural concrete block, normalweight units (weighing 125 lb or more/cubic ft.) (dry weight).....	13	3111353	12/11	172.873	172.873	172.873	174.442	174.531
Decorative concrete block.....	13	3121		336.923	336.923	337.377	341.933	341.933
Decorative concrete block (including screen, split, slump, shadowal block, etc.).....	13	312101		336.923	336.923	337.377	341.933	341.933
Concrete brick.....	13	3131		346.557	346.557	346.557	358.856	358.856
Concrete brick.....	13	313101		346.557	346.557	346.557	358.856	358.856
Concrete pavers.....	13	3141		318.017	318.017	318.017	325.220	325.220
Concrete pavers (including grid, interlocking, etc.).....	13	314101		318.017	318.017	318.017	325.220	325.220
Concrete pipe.....	13	32		385.149	388.110	391.457	400.025	400.025
Concrete pipe.....	13	3201		385.149	388.110	391.457	400.025	400.025
Concrete pipe.....	13	320108	12/86	336.324	338.910	341.833	349.315	349.315
Concrete storm sewer pipe.....	13	3201082	12/11	228.830	230.963	233.374	239.218	239.218
Concrete pipe, except concrete culvert and storm sewer pipe.....	13	3201083	12/11	169.990	169.990	169.990	171.137	171.137
Ready-mix concrete.....	13	33		385.351	387.459	385.931	389.845	389.824
Ready-mix concrete.....	13	3301		385.351	387.459	385.931	389.845	389.824
Ready-mix concrete.....	13	330101		385.351	387.459	385.931	389.845	389.824
Northeast region ready-mix concrete.....	13	330101A	12/12	173.369	173.372	171.929	173.659	173.659
Midwest region ready-mix concrete.....	13	330101B	12/12	178.911	180.096	179.350	183.104	182.265
South region ready-mix concrete.....	13	330101C	12/12	176.348	177.475	176.566	177.299	177.722
West region ready-mix concrete.....	13	330101D	12/12	177.537	178.434	178.442	180.305	180.306
Precast concrete products.....	13	34		395.272	396.636	397.075	399.735	403.308
Precast concrete products.....	13	3401		395.272	396.636	397.075	399.735	403.308
Precast concrete products.....	13	340106	12/86	348.713	349.916	350.304	352.650	355.802
Precast concrete slabs and tile, roof and floor units.....	13	3401061	12/11	174.470	174.470	174.470	174.470	174.470
Precast concrete architectural wall panels.....	13	3401062	12/11	187.676	188.566	188.612	191.873	194.465
Burial vaults and boxes, precast concrete.....	13	3401063	12/11	168.056	168.056	168.056	175.164	175.164
Precast concrete products (excl burial vaults and boxes, slabs and tile, and arch. wall panels).....	13	3401064	12/11	179.354	180.041	180.305	180.795	182.554
Prestressed concrete products.....	13	35		363.903	363.903	362.906	363.255	363.209
Prestressed concrete products.....	13	3501		363.903	363.903	362.906	363.255	363.209
Prestressed concrete products.....	13	350107	12/86	371.361	371.361	370.345	370.701	370.653
Prestressed concrete bridge beams and solid and hollow cored slabs and panels.....	13	3501071	12/07	239.369	239.369	238.084	238.534	238.474
Prestressed concrete bridge beams.....	13	35010711	12/07	202.255	202.255	201.278	201.278	201.208
Prestressed concrete solid and hollow cored slabs and panels.....	13	35010712	12/07	268.832	268.832	267.016	268.832	268.832
Prestressed concrete products (excl bridge beams and solid and hollow cored slabs and panels).....	13	3501072	12/07	141.399	141.399	141.399	141.399	141.399
Clay construction products ex. refractories.....	13	4		234.347	236.366	234.106	235.462	234.998
Brick and structural clay tile.....	13	42	12/84	265.766	265.766	265.766	267.980	267.980
Building or common brick.....	13	4201	12/84	262.356	262.356	262.356	264.424	264.424
Building or common brick.....	13	420101	12/84	262.356	262.356	262.356	264.424	264.424
Glazed brick and other brick (paving, floor, and sewer).....	13	4202	12/84	318.591	318.591	318.591	332.386	332.386
Glazed brick and other brick (paving, floor, and sewer).....	13	420201	12/84	318.591	318.591	318.591	332.386	332.386

See footnotes at end of table.

Table 9. Producer price indexes for commodity and service groupings and individual items, not seasonally adjusted — Continued
 [February 2025, Index base 1982=100, unless otherwise indicated]

Title	Commodity code		Other index base	Unadjusted index ¹				
	Group code	Item code		Oct. 2024	Nov. 2024 ^P	Dec. 2024 ^P	Jan. 2025 ^P	Feb. 2025 ^P
Clay floor and wall tile, glazed and unglazed.....	13	44		136.482	139.187	136.061	136.556	135.934
Clay floor and wall tile, glazed and unglazed (including quarry tile and ceramic mosaic tile).....	13	4401		136.482	139.187	136.061	136.556	135.934
Clay floor and wall tile, glazed and unglazed (including quarry tile and ceramic mosaic tile).....	13	440131		136.483	139.188	136.061	136.557	135.935
Structural clay products, n.e.c.....	13	45		373.442	373.442	375.383	375.383	375.383
Structural clay products, n.e.c.....	13	4501		373.442	373.442	375.383	375.383	375.383
All other structural clay products, excluding clay refractories.....	13	450199	12/85	322.691	322.691	322.691	322.691	322.691
Refractories.....	13	5		353.393	354.435	353.311	356.184	357.082
Clay refractories.....	13	52		397.238	397.238	397.238	399.537	399.537
Clay refractories.....	13	5201		397.238	397.238	397.238	399.537	399.537
Clay refractories.....	13	520181	12/04	223.119	223.119	223.119	224.410	224.410
Nonclay refractories.....	13	53		318.749	322.314	318.469	323.148	326.220
Nonclay refractories (excluding dead-burned magnesia).....	13	5301		318.749	322.314	318.469	323.148	326.220
Nonclay refractories (excluding dead-burned magnesia).....	13	530112	12/04	209.082	211.420	208.898	211.967	213.982
Asphalt felts and coatings.....	13	6		348.159	343.576	343.182	342.609	340.053
Prepared asphalt and tar roofing and siding products.....	13	61		358.550	352.975	352.495	351.655	348.546
Prepared asphalt and tar roofing and siding products.....	13	6101		358.550	352.975	352.495	351.655	348.546
Prepared asphalt and tar roofing and siding products.....	13	610131	12/03	326.074	321.003	320.567	319.803	316.976
Asphalt smooth-surfaced roll roofing and cap sheets, organic and fiberglass base.....	13	6101311	12/12	154.190	152.691	154.190	154.190	154.190
Asphalt mineral-surfaced roll roofing and cap sheets, organic and fiberglass base.....	13	6101312	12/11	171.413	171.756	171.874	173.325	173.325
Other prepared asphalt and tar products for roofing and siding.....	13	6101317	12/11	130.154	129.919	128.846	128.380	130.439
Roofing asphalts, pitches, coatings, and cement.....	13	62		259.284	259.284	259.284	259.853	259.853
Roofing asphalts, pitches, coatings, and cement.....	13	6201		259.284	259.284	259.284	259.853	259.853
Roofing asphalts, pitches, coatings, and cement.....	13	620121	06/84	245.599	245.599	245.599	246.138	246.138
Gypsum products.....	13	7		477.282	479.856	480.497	479.793	479.967
Gypsum products.....	13	71		477.282	479.856	480.497	479.793	479.967
Gypsum products.....	13	7101		477.282	479.856	480.497	479.793	479.967
Gypsum building materials.....	13	710102	12/93	366.766	367.294	367.876	367.230	367.230
Other gypsum products.....	13	710116	12/99	251.700	258.182	258.204	258.204	258.769
Glass containers.....	13	8		293.094	293.023	293.193	297.589	297.613
Glass containers.....	13	81		293.094	293.023	293.193	297.589	297.613
Glass containers (including value of packaging).....	13	8101		293.094	293.023	293.193	297.589	297.613
Glass containers (including value of packaging).....	13	810104	06/95	224.165	224.110	224.240	227.602	227.621
Other nonmetallic minerals.....	13	9		328.240	327.457	328.163	344.186	346.206
Insulation materials.....	13	92		286.632	285.167	286.200	287.587	289.082
Mineral wool for thermal and acoustical envelope insulation.....	13	9201		278.866	278.350	277.144	278.605	280.967
Mineral wool for thermal and acoustical envelope insulation.....	13	920105	06/07	212.490	212.097	211.178	212.291	214.091
Mineral wool for industrial, equipment, and appliance insulation.....	13	9202		251.229	248.754	252.556	253.627	253.747
Mineral wool for industrial, equipment, and appliance insulation.....	13	920201		251.229	248.754	252.556	253.627	253.747
Paving mixtures and blocks.....	13	94		399.422	397.641	398.850	449.660	451.885
Paving mixtures and blocks.....	13	9401		399.422	397.641	398.850	449.660	451.885
Paving mixtures and blocks.....	13	940113	12/03	281.795	280.539	281.392	317.238	318.808
Emulsified asphalt, including liquid additives.....	13	940113A	12/09	160.584	159.611	160.229	162.437	162.437
Other liquid asphalt and tar paving materials, including cut-backs.....	13	940113B	12/09	183.325	181.378	182.041	182.926	182.926
Asphalt and tar paving mixtures (excluding liquid).....	13	940113C	12/09	141.972	141.693	141.988	184.676	186.662
Cut stone and stone products.....	13	95		242.595	243.158	243.158	241.498	241.873
Cut stone and stone products.....	13	9501		242.595	243.158	243.158	241.498	241.873
Dressed dimension granite (including gneiss, syenite, diorite, and cut granite).....	13	950111	12/84	240.683	241.657	241.657	242.505	243.154
Dressed dimension limestone (including dolomite, travertine, calcareous, tufa, & cut limestone).....	13	950121	12/84	220.161	220.161	220.161	220.169	220.169
Dressed dimension marble and other stone.....	13	950151	12/04	159.803	159.803	159.803	155.822	155.822
Gaskets, packing, and sealing devices.....	13	98		252.161	252.161	252.161	254.786	255.398
Gaskets and gasketing material.....	13	9801		276.513	276.513	276.513	279.000	280.114
Nonmetallic gaskets and gasketing.....	13	980111	12/90	244.005	244.005	244.005	247.987	249.770
Metallic gaskets and machined seals.....	13	980112	12/90	222.417	222.417	222.417	222.417	222.417
Packing and sealing.....	13	9802		235.445	235.445	235.445	238.400	238.400
Molded packing and sealing devices.....	13	980212	12/90	201.646	201.646	201.646	203.829	203.829
Rotary oil seals.....	13	980214	12/90	193.749	193.749	193.749	196.808	196.808
Nonmetallic minerals and products, n.e.c.....	13	99		311.624	311.206	311.902	316.189	319.860
Clay and stone mining and quarrying.....	13	9902		319.890	319.108	320.361	328.068	334.672
Ground or treated minerals and earths.....	13	990209	06/85	304.065	302.213	304.078	307.774	313.955

See footnotes at end of table.

Table 9. Producer price indexes for commodity and service groupings and individual items, not seasonally adjusted — Continued

[February 2025, Index base 1982=100, unless otherwise indicated]

Title	Commodity code		Other index base	Unadjusted index ¹				
	Group code	Item code		Oct. 2024	Nov. 2024 ^P	Dec. 2024 ^P	Jan. 2025 ^P	Feb. 2025 ^P
Treated lightweight aggregate and crushed slag, minerals and earths.....	13	9902094	12/14	162.647	161.725	163.808	165.520	170.503
Treated clays, artificially activated with acid or other materials.....	13	9902095	12/14	144.329	144.329	144.329	145.053	—
Other minerals and earths, treated.....	13	9902096	12/14	86.755	86.005	86.110	87.529	88.966
Dimension stone mining and quarrying.....	13	990211	06/85	360.320	360.320	360.320	382.078	405.035
Clay, excluding kaolin and ball clay.....	13	990214	06/90	243.421	244.323	244.520	245.715	248.034
Bentonite.....	13	990214C	12/07	164.126	164.126	164.126	165.950	—
Other clay, ceramic, and refractory minerals, incl misc shale, fuller's earth, and feldspar.....	13	990214D	01/25	—	—	—	100.000	101.865
All other nonmetallic minerals, including talc and gypsum.....	13	990299	06/85	379.037	381.300	381.300	408.235	408.235
All other nonmetallic mineral products.....	13	9903	12/85	247.250	247.281	247.281	247.284	247.284
Dry-mixed concrete materials (prepackaged sand, gravel, mortar, and cement premixes).....	13	990312	12/11	160.839	160.839	160.839	160.843	160.843
Other nonmetallic mineral products.....	13	990319	12/11	118.382	118.413	118.413	118.413	118.413
Transportation equipment.....	14	—		207.977	208.232	208.548	209.004	209.379
Motor vehicles and equipment.....	14	1		171.688	171.935	172.241	172.492	172.742
Motor vehicles.....	14	11		174.100	174.722	175.319	175.373	175.795
Passenger cars and chassis.....	14	1101		140.213	140.655	140.658	140.633	140.769
Passenger cars and chassis.....	14	110131	06/82	139.927	140.368	140.370	140.346	140.481
Motorcycles, including three-wheel motorbikes, motorscooters, mopeds, and parts.....	14	1104		210.356	210.356	211.139	211.320	211.320
Motorcycles, including three-wheel motorbikes, motorscooters, mopeds, and parts.....	14	110401		226.564	226.564	227.407	227.602	227.602
Trucks, truck tractors, & bus chassis 14,000 lb or less, incl. minivans & suvs.....	14	1105		203.371	204.223	205.144	205.234	205.799
Trucks, truck tractors, & bus chassis 14,000 lb or less, incl. minivans & suvs.....	14	110571	12/82	195.673	196.494	197.380	197.466	198.009
Trucks, over 14,000 lbs GVW.....	14	1106		252.586	252.626	252.762	252.762	253.444
Trucks, over 14,000 lbs GVW.....	14	110684	12/05	152.479	152.503	152.585	152.585	152.997
Truck, truck tractors, and bus chassis (chassis of own manufacture) 14,001 to 33,000 lbs.....	14	1106841	06/11	122.793	122.829	123.148	123.148	123.193
Buses, including military and firefighting vehicles (chassis of own manufacture).....	14	1106843	06/11	152.409	152.451	152.458	152.458	153.528
Motor vehicles parts.....	14	12		142.138	142.082	142.108	142.474	142.499
Motor vehicles parts.....	14	1205	12/03	127.371	127.321	127.344	127.673	127.695
Gasoline engines and engine parts, excl. carburetors, pistons, and valves.....	14	120501	12/03	132.944	133.033	133.166	133.143	133.128
Motor vehicle steering and suspension parts.....	14	120502	12/03	111.152	111.117	111.117	110.277	110.277
Motor vehicle transmission and power train.....	14	120503	12/03	124.183	124.227	124.123	125.435	125.188
Motor vehicle drive train components, except wheels and brakes, new.....	14	1205031	12/11	114.468	114.510	114.410	115.423	115.183
Motor vehicle transmissions except auxiliary and parts, new.....	14	12050310	06/12	116.436	116.436	116.436	119.963	119.309
Parts for manual and automatic transmissions, new.....	14	12050313	12/11	125.228	125.184	125.037	125.060	125.023
Other motor vehicle drive train components, except wheels and brakes, new.....	14	12050315	12/11	103.330	103.547	103.230	104.030	104.030
Motor vehicle drive train components, rebuilt.....	14	1205033	12/11	141.485	141.485	141.485	147.336	147.336
Motor vehicle brake systems.....	14	120504	12/03	146.243	145.897	146.157	146.553	146.553
Motor vehicle brake parts and assemblies, new.....	14	1205041	12/11	133.338	132.992	133.253	133.614	133.613
Motor vehicle drum brake assemblies and parts, new.....	14	1205041A	12/11	162.901	161.453	162.504	—	—
Other motor vehicle brake parts and assemblies, new.....	14	1205041B	12/11	121.102	121.103	121.122	121.691	121.690
Motor vehicle disc brake assemblies and parts, new.....	14	1205041C	12/11	136.390	136.390	136.390	137.023	137.023
Other motor vehicle parts.....	14	120508	12/03	119.212	119.286	119.300	119.113	119.130
Vehicle seating and interior trim.....	14	120511	06/04	114.073	113.915	113.883	114.304	114.222
Automobile trimmings.....	14	1205111	06/09	91.459	91.239	91.239	91.252	91.249
Seats for public conveyance and aircraft.....	14	1205113	06/09	120.517	120.439	120.453	120.756	120.551
Carburetors, pistons, piston rings, and valves.....	14	120513		223.031	224.040	224.040	224.764	224.764
Motor vehicle electrical and electronic equipment.....	14	120514		144.155	144.150	144.135	144.507	144.866
Vehicular lighting equipment.....	14	1205141		157.254	157.228	157.151	157.646	157.872
Other motor vehicle electrical and electronic equipment.....	14	1205142		146.094	146.094	146.094	146.449	146.855
Battery charging alternators, generators, and regulators.....	14	12051422	06/00	109.991	109.991	109.991	109.991	111.547
Parts for electrical and electronic engine equipment.....	14	12051424	06/00	104.431	104.431	104.431	106.422	106.422
All other miscellaneous non-engine electrical and electronic equipment.....	14	12051425	12/03	119.992	119.992	119.992	119.992	119.992
All other miscellaneous complete engine electrical equipment, including spark plugs.....	14	12051426	06/00	116.795	116.795	116.795	117.481	117.481
Truck and bus bodies.....	14	13	12/82	357.024	356.066	355.941	357.440	358.851
Truck and bus bodies sold separately.....	14	1301	12/82	368.287	366.897	366.667	368.524	370.464
Other truck and vehicle bodies, sold separately.....	14	13015	12/08	162.389	162.389	162.389	163.520	164.987
Dump truck bodies, sold separately.....	14	130151	12/08	183.675	183.675	183.675	—	—
All other truck and vehicle bodies, sold separately.....	14	130152	12/08	162.000	162.000	162.000	162.000	163.665
Service truck bodies, sold separately.....	14	130153	09/15	147.864	147.864	147.864	147.864	147.912

See footnotes at end of table.

Table 9. Producer price indexes for commodity and service groupings and individual items, not seasonally adjusted — Continued
 [February 2025, Index base 1982=100, unless otherwise indicated]

Title	Commodity code		Other index base	Unadjusted index ¹				
	Group code	Item code		Oct. 2024	Nov. 2024 ^P	Dec. 2024 ^P	Jan. 2025 ^P	Feb. 2025 ^P
Complete vehicles on purchased chassis.....	14	1302	12/82	333.909	334.046	334.185	334.791	334.866
Buses and firefighting vehicles, complete, produced on purchased chassis.....	14	13027	12/08	130.207	130.279	130.353	130.353	130.353
Buses and firefighting vehicles, complete, produced on purchased chassis.....	14	130275	12/08	130.207	130.279	130.353	130.353	130.353
Other trucks and vehicles, complete, produced on purchased chassis, except upfitting trucks.....	14	130294	09/15	152.699	152.811	152.925	153.903	154.025
Truck trailers.....	14	14		326.591	326.229	326.642	328.064	329.958
Truck trailers.....	14	1406	12/86	316.605	316.254	316.655	318.033	319.869
Truck trailers and chassis, axle rating 10,000 lb or more.....	14	140602	12/86	307.133	306.759	307.186	308.651	310.604
Truck trailers and chassis, axle rating less than 10,000 lb.....	14	140603	12/11	214.161	214.161	214.161	214.161	214.161
Motor homes, built on purchased chassis.....	14	15	06/84	222.829	222.829	222.829	222.885	223.894
Motor homes, built on purchased chassis.....	14	1501	06/84	222.829	222.829	222.829	222.885	223.894
Motor homes, built on purchased chassis.....	14	150101	06/84	222.829	222.829	222.829	222.885	223.894
Travel trailers and campers.....	14	16	06/84	300.604	300.326	300.341	300.341	298.831
Travel trailers.....	14	1601	06/84	287.139	287.012	287.030	287.030	285.254
Travel trailers.....	14	160101	06/84	287.139	287.012	287.030	287.030	285.254
Conventional travel trailers.....	14	16010106	12/11	169.761	169.729	169.747	169.747	169.811
Camping trailers, campers, pick-up covers, and parts.....	14	1602	06/84	342.412	341.378	341.378	341.378	341.378
Camping trailers, campers, pick-up covers, and parts.....	14	160201	06/84	342.412	341.378	341.378	341.378	341.378
Other parts and components, excluding appliances and furnishings.....	14	1602013	12/11	200.368	200.368	200.368	200.368	200.368
Truck campers, caps, box covers, and fold-down camping trailers.....	14	1602014	06/14	146.909	145.562	145.562	145.562	145.562
Aircraft and aircraft equipment.....	14	2		320.055	320.246	320.605	322.105	322.991
Aircraft.....	14	21		357.394	357.495	358.285	359.212	360.690
Civilian aircraft.....	14	2102	12/85	344.304	344.181	345.252	347.276	349.281
Civilian aircraft.....	14	210206	12/03	186.427	186.360	186.940	188.037	189.122
Aircraft engine and engine parts.....	14	23	12/85	262.040	262.103	262.213	263.945	264.100
Aircraft engine and engine parts.....	14	2301	12/85	262.040	262.103	262.213	263.945	264.100
Aircraft engine and engine parts.....	14	230101	12/85	262.040	262.103	262.213	263.945	264.100
Aeronautical services on aircraft engines.....	14	2301015	12/11	167.741	167.741	-	-	-
Aircraft engine parts and accessories.....	14	2301017	12/11	124.281	124.354	124.385	125.723	125.881
Parts and accessories for military aircraft engines.....	14	23010175	12/11	129.669	129.788	129.788	130.600	130.812
Parts and accessories for civilian aircraft engines.....	14	23010177	12/11	123.824	123.878	123.923	125.527	125.663
Other aircraft parts and equipment.....	14	25	06/85	215.371	215.797	215.391	217.536	217.573
Other aircraft parts and equipment.....	14	2501	06/85	215.371	215.797	215.391	217.536	217.573
Aircraft propellers and helicopter rotors.....	14	250102	06/08	163.686	164.005	164.041	164.682	164.682
Aircraft parts and auxiliary equipment.....	14	250103	06/08	129.231	129.489	129.222	130.576	130.600
Aircraft landing gear for civilian and military aircraft.....	14	2501032	06/08	196.703	196.770	196.770	203.707	203.640
Other aircraft subassemblies and parts for military aircraft.....	14	2501033	06/08	128.603	128.675	128.519	129.794	130.433
Other aircraft subassemblies and parts for civilian aircraft.....	14	2501034	06/08	119.610	119.888	119.610	120.706	120.642
Ships and boats.....	14	3		314.185	315.103	315.342	315.742	316.167
Ships.....	14	31	12/85	256.127	257.276	257.438	257.486	257.866
Military self-propelled ships, new construction.....	14	3102	06/96	150.787	151.523	151.404	151.437	151.677
Military self-propelled ships, new construction.....	14	310201	06/96	150.787	151.523	151.404	151.437	151.677
Nonmilitary self-propelled ships, new construction.....	14	3103	06/96	290.420	291.084	293.557	293.557	293.821
Nonmilitary self-propelled ships, new construction.....	14	310301	12/85	443.271	444.284	448.058	448.058	448.461
Boats.....	14	32		363.130	363.457	363.794	364.765	365.195
Outboard motorboats, including commercial and military (except sailboats and lifeboats).....	14	3201		414.534	414.893	415.344	416.732	417.214
Outboard motorboats, wood or metal, incl. comm. and military (exc. sailboats and lifeboats).....	14	320107	06/11	174.813	175.252	175.691	176.202	176.660
Outboard motorboats, plastics/fiberglass, incl. comm. and mil. (exc. sailboats and lifeboats).....	14	320108	06/11	177.209	177.213	177.274	177.907	177.979
Inboard motorboats, including commercial and military (except sailboats and lifeboats).....	14	3202		377.901	378.233	378.233	378.233	379.259
Inboard cabin cruisers, including commercial and military (except sailboats and lifeboats).....	14	320206	12/03	195.814	196.051	196.051	196.051	196.783
Other inboard motorboats, including commercial and military (except sailboats and lifeboats).....	14	320207	06/11	157.221	157.221	157.221	157.221	157.221
Inboard-outdrive boats, including commercial and military (except sailboats and lifeboats).....	14	3203		296.583	296.866	296.866	296.866	297.062
All other inboard-outdrive boats, incl. comm. and military (except sailboats and lifeboats).....	14	320310	12/03	168.933	169.106	169.106	169.106	169.218
All other boats (excluding military and commercial).....	14	3204		294.771	295.172	295.536	295.536	295.715
All other boats (excluding military and commercial).....	14	320406	12/03	166.968	167.195	167.401	167.401	167.503
Railroad equipment.....	14	4		215.841	216.093	216.184	215.709	216.146
Railroad cars and locomotives.....	14	44	05/22	100.169	100.169	100.191	100.016	100.015
Railroad cars and locomotives.....	14	4401	05/22	100.169	100.169	100.191	100.016	100.015

See footnotes at end of table.

Table 9. Producer price indexes for commodity and service groupings and individual items, not seasonally adjusted — Continued

[February 2025, Index base 1982=100, unless otherwise indicated]

Title	Commodity code		Other index base	Unadjusted index ¹				
	Group code	Item code		Oct. 2024	Nov. 2024 ^P	Dec. 2024 ^P	Jan. 2025 ^P	Feb. 2025 ^P
Railroad cars.....	14	440102	12/01	167.689	167.689	167.782	167.045	167.043
Railway maintenance of way equipment and parts.....	14	45	05/22	109.704	110.128	110.226	109.868	110.608
Railway maintenance of way equipment and parts.....	14	4501		220.086	220.937	221.134	220.417	221.900
Air brake and other brake equipment.....	14	450101	12/03	106.214	106.131	106.131	106.094	—
Railway maintenance of way & all other railroad and streetcar equipment, parts and accessories.....	14	450102	12/03	168.535	169.515	169.729	168.974	170.587
Transportation equipment, n.e.c.....	14	9	06/85	201.662	201.515	201.515	200.678	200.749
Transportation equipment, n.e.c.....	14	91	06/85	201.662	201.515	201.515	200.678	200.749
Other transportation equipment, incl. golf carts, vehicle trailers, and all-terrain vehicles.....	14	9111	06/85	201.662	201.515	201.515	200.678	200.749
Automobile and light truck trailers.....	14	911104	12/92	262.162	262.162	262.162	259.649	259.649
All other miscellaneous transportation equipment, including all-terrain vehicles.....	14	911105	06/85	158.733	158.543	158.543	158.334	158.427
All-terrain vehicles and parts.....	14	9111051	06/08	117.009	116.573	116.573	116.720	116.724
All other miscellaneous transportation equipment and parts.....	14	9111052	06/08	118.912	118.922	118.922	118.610	118.712
Miscellaneous products.....	15	—		363.481	365.711	365.635	367.014	370.350
Toys, sporting goods, small arms, etc.....	15	1		221.684	221.698	222.132	219.759	219.770
Toys, games, and children's vehicles.....	15	11		181.743	181.743	181.743	181.705	181.705
Toys, games, and children's vehicles.....	15	1101		181.743	181.743	181.743	181.705	181.705
Nonelectronic games and puzzles (excl. toys), and electronic toys (incl. parts).....	15	110152	06/85	148.512	148.512	148.512	148.512	148.512
Nonelectronic games and puzzles, including parts.....	15	1101521	12/07	118.500	118.500	118.500	118.500	118.500
Other nonelectronic toys, including parts.....	15	110154	06/85	205.391	205.391	205.391	206.134	206.134
Models, science & craft kits/supply, & collectors' miniatures.....	15	110155	06/85	284.802	284.802	284.802	284.802	284.802
Sporting and athletic goods.....	15	12		222.134	222.157	222.875	217.601	217.610
Sporting and athletic goods.....	15	1201		222.134	222.157	222.875	217.601	217.610
Golf equipment, excluding apparel and shoes.....	15	120127	12/85	214.725	214.725	214.725	—	—
Bicycles, adult tricycles, unicycles and parts.....	15	120182	12/84	161.875	162.113	162.215	162.215	162.306
Playground equipment.....	15	120185	12/98	398.638	398.638	410.992	410.992	410.992
Gymnasium and exercise equipment.....	15	120192	12/98	153.219	153.219	153.219	153.214	153.214
Other sporting and athletic goods.....	15	120193	12/85	179.892	179.892	179.892	182.930	182.930
Small arms and ammunition.....	15	13		321.352	321.352	321.352	324.952	324.976
Small arms.....	15	1301		256.881	256.881	256.881	256.881	256.881
Single barrel shotguns, other small firearms n.e.c., and parts & attachments for small arms.....	15	130128	06/13	107.028	107.028	107.028	107.028	107.028
Small arms ammunition.....	15	1302		448.285	448.285	448.285	461.726	461.817
Small arms cartridges and shells.....	15	130281	06/02	311.846	311.846	311.846	321.871	321.951
Other ammunition products.....	15	130282	12/22	106.634	106.634	106.634	108.976	—
Tobacco products, incl. stemmed & redried.....	15	2		1,429.226	1,456.605	1,456.947	1,457.627	1,491.310
Cigarettes, excluding electronic.....	15	21		1,826.938	1,867.730	1,867.730	1,867.730	1,915.645
Cigarettes, excluding electronic.....	15	2101		1,826.938	1,867.730	1,867.730	1,867.730	1,915.645
Cigarettes, excluding electronic.....	15	210105	12/04	351.111	358.950	358.950	358.950	368.159
Stemmed and redried tobacco.....	15	24	06/84	114.751	114.770	114.796	116.521	116.595
Stemmed and redried tobacco.....	15	2402	06/84	113.240	113.259	113.285	114.988	115.060
Stemmed and redried tobacco.....	15	240208	06/99	124.170	124.191	124.208	126.086	126.166
Tobacco, unstemmed leaf, redried before packing.....	15	2402081	12/11	114.282	114.318	114.365	115.424	115.558
Tobacco, stemmed.....	15	2402084	12/11	110.037	110.037	110.037	112.455	112.455
Other tobacco products.....	15	25	12/05	232.377	232.377	232.828	233.133	235.167
Other tobacco products.....	15	2501	12/05	232.377	232.377	232.828	233.133	235.167
Other tobacco products.....	15	250101	12/05	232.377	232.377	232.828	233.133	235.167
Cigars.....	15	2501011	12/11	141.517	141.517	141.517	141.539	141.539
Chewing and smoking tobacco.....	15	2501014	12/11	203.708	203.708	204.218	204.218	206.518
Notions.....	15	3		269.855	269.855	269.855	281.032	281.032
Fasteners, zippers, buttons, needles, pins, and buckles.....	15	32		276.202	276.202	276.202	287.642	287.642
Fasteners, zippers, buttons, needles, pins, and buckles.....	15	3201		276.202	276.202	276.202	287.642	287.642
Fasteners, zippers, buttons, needles, pins, and buckles (except precious metal).....	15	320100		276.202	276.202	276.202	287.642	287.642
Photographic equipment and supplies.....	15	4		176.497	183.571	177.002	175.276	182.628
Photographic supplies.....	15	42		207.662	218.370	208.427	205.814	217.095
Photographic supplies.....	15	4206	12/83	203.961	214.478	204.713	202.146	213.226
Photographic supplies.....	15	420601	12/83	203.961	214.478	204.713	202.146	213.226
Prepared photographic chemicals.....	15	4206011	12/07	103.852	103.852	103.852	103.852	103.852
Photographic sensitized film, plates, paper, & cloth.....	15	4206012	12/07	195.954	209.690	196.935	193.583	208.055
Photographic sensitized film, plates, paper & cloth, other than silver-halide-type (incl. X-ray).....	15	42060122	12/07	164.733	164.733	164.733	164.733	164.733

See footnotes at end of table.

Table 9. Producer price indexes for commodity and service groupings and individual items, not seasonally adjusted — Continued
 [February 2025, Index base 1982=100, unless otherwise indicated]

Title	Commodity code		Other index base	Unadjusted index ¹				
	Group code	Item code		Oct. 2024	Nov. 2024 ^P	Dec. 2024 ^P	Jan. 2025 ^P	Feb. 2025 ^P
Mobile homes.....	15	5		483.024	483.035	483.098	483.574	484.747
Manufactured homes (mobile homes), all sizes (incl. multisection).....	15	53		495.454	495.466	495.530	496.018	497.222
Manufactured mobile homes and nonresidential mobile buildings.....	15	5303	12/86	464.112	464.124	464.184	464.641	465.769
Manufactured (mobile) homes incl. multi-section & nonresidential mobile buildings (NRB).....	15	530303	12/86	464.112	464.124	464.184	464.641	465.769
Medical, surgical & personal aid devices.....	15	6		205.259	205.170	205.330	207.468	207.473
Surgical and medical instruments.....	15	62	06/82	155.748	155.741	155.749	157.536	157.546
Surgical and medical instruments.....	15	6201	06/82	155.748	155.741	155.749	157.536	157.546
Surgical and medical instruments.....	15	620103	06/05	115.355	115.350	115.356	116.680	116.687
Surgical and medical catheters.....	15	6201031	12/11	97.563	97.563	97.563	98.935	98.935
Orthopedic and surgical instruments.....	15	6201033	06/12	119.221	119.221	119.221	119.492	119.515
Other surgical and medical apparatus and instruments, excluding parts.....	15	6201037	06/12	108.019	108.019	108.019	110.873	110.873
Parts for surgical and medical apparatus and instruments.....	15	6201038	06/12	115.287	115.170	115.306	115.971	115.981
Medical and surgical appliances and supplies.....	15	63	06/83	234.799	234.921	235.079	237.623	237.488
Medical and surgical appliances and supplies.....	15	6301	06/83	234.799	234.921	235.079	237.623	237.488
Medical and surgical appliances and supplies.....	15	630104	12/03	129.812	129.880	129.966	131.373	131.299
Artificial joints and limbs.....	15	6301041	12/11	106.478	106.250	106.255	107.031	—
Other orthopedic and prosthetic appliances.....	15	6301042	12/11	100.662	100.736	101.462	102.782	102.934
All other surgical and medical items.....	15	6301044	12/11	126.148	126.270	126.258	127.667	127.546
Ophthalmic goods.....	15	64	12/83	182.036	180.814	181.792	181.972	182.345
Ophthalmic goods.....	15	6401	12/83	182.036	180.814	181.792	181.972	182.345
Ophthalmic fronts, temples, and focal and contact lenses.....	15	640107	12/11	131.251	130.054	130.962	131.124	131.459
Other ophthalmic goods and prescription ground eyeglass lenses.....	15	640108	12/11	131.120	131.523	131.404	131.404	131.404
Dental equipment and supplies.....	15	65	06/85	426.945	426.375	427.042	431.788	432.108
Dental equipment and supplies.....	15	6501	06/85	426.945	426.375	427.042	431.788	432.108
Dental equipment and supplies.....	15	650107	12/05	218.316	218.025	218.366	220.792	220.956
Professional dental equipment and supplies.....	15	6501071	12/07	158.403	158.392	158.637	160.701	160.804
Professional dental equipment.....	15	65010713	12/07	164.674	164.656	164.697	166.684	167.052
Professional dental supplies.....	15	65010714	01/23	106.456	106.462	106.976	108.624	108.265
Other industrial safety equipment.....	15	7		347.405	347.336	347.336	351.522	351.522
Personal safety equipment and clothing.....	15	71		347.404	347.336	347.336	351.522	351.522
Personal safety equipment and clothing.....	15	7108	06/04	162.721	162.689	162.689	164.650	164.650
Personal safety equipment and clothing.....	15	710802	06/04	162.721	162.689	162.689	164.650	164.650
Other miscellaneous products.....	15	9		267.076	266.181	266.782	268.607	269.649
Burial caskets.....	15	91		525.650	526.808	527.886	534.878	538.983
Burial caskets.....	15	9101		525.650	526.808	527.886	534.878	538.983
Burial caskets.....	15	910109	12/04	240.890	241.420	241.915	245.119	247.000
Wood burial caskets & coffins, completely lined & trimmed, adult sizes.....	15	9101093	12/11	170.617	172.048	173.364	176.938	176.938
Other burial caskets & coffins, including burial boxes and vaults (except concrete and stone).....	15	9101095	12/11	162.721	162.721	162.746	165.096	172.787
Musical instruments.....	15	93		296.584	297.260	297.260	297.764	297.764
Musical instruments.....	15	9301		296.584	297.260	297.260	297.764	297.764
Other musical instruments and parts.....	15	930117	06/85	274.942	275.662	275.662	276.199	276.199
Other nonelectronic musical instruments.....	15	9301172	12/09	144.151	145.498	145.498	146.770	146.770
Jewelry and jewelry products.....	15	94		287.157	282.279	285.726	286.407	291.542
Jewelry (gold and platinum) and silverware.....	15	9402		318.844	311.842	317.779	318.674	326.380
Jewelry, gold and platinum.....	15	940222	12/11	135.008	132.043	134.557	134.936	138.199
Costume jewelry and novelties.....	15	9404		244.831	244.831	244.831	247.209	247.209
Costume jewelry and novelties.....	15	940415	12/03	168.373	168.373	168.373	170.008	170.008
All other jewelry and personal goods (excluding costume).....	15	9407	06/07	165.350	161.229	162.456	161.143	163.294
All other jewelry and personal goods (excluding costume).....	15	940714	06/07	165.350	161.229	162.456	161.143	163.294
Jewelers' material and lapidary work.....	15	9408	12/08	197.643	196.661	197.398	198.380	202.798
Pens, pencils, and marking devices.....	15	95		230.922	230.922	230.922	231.680	231.680
Pens, markers, mechanical pencils, and associated parts.....	15	9502	12/85	221.789	221.789	221.789	221.789	221.789
Pens, markers, mechanical pencils, and associated parts.....	15	950210	12/85	221.789	221.789	221.789	221.789	221.789
Lead pencils, art goods, office supplies and small office equipment, excluding paper.....	15	9503	12/85	219.840	219.840	219.840	220.620	220.620
Lead pencils, art goods, office supplies and small office equipment, excluding paper.....	15	950307	12/85	219.840	219.840	219.840	220.620	220.620
Marking devices.....	15	9504	12/85	196.846	196.846	196.846	198.274	198.274
Marking devices.....	15	950406	12/05	138.017	138.017	138.017	139.018	139.018
Brooms and brushes.....	15	97		236.652	236.652	236.652	245.786	248.038
Brooms, brushes and mops.....	15	9705	12/85	226.554	226.554	226.554	235.298	237.454
Brooms, mops, and dusters.....	15	970501	12/85	259.793	259.793	259.793	262.497	262.497

See footnotes at end of table.

Table 9. Producer price indexes for commodity and service groupings and individual items, not seasonally adjusted — Continued
 [February 2025, Index base 1982=100, unless otherwise indicated]

Title	Commodity code		Other index base	Unadjusted index ¹				
	Group code	Item code		Oct. 2024	Nov. 2024 ^P	Dec. 2024 ^P	Jan. 2025 ^P	Feb. 2025 ^P
Brooms.....	15	9705011	12/11	147.239	147.239	147.239	148.851	148.851
Mops and dusters, including refills.....	15	9705012	12/11	131.770	131.770	131.770	133.077	133.077
Paint and varnish brushes and rollers.....	15	970502	12/85	189.245	189.245	189.245	189.711	193.097
Paint and varnish brushes.....	15	9705021	12/11	127.594	127.594	127.594	127.945	132.549
Paint holders, pads, roller frames, and rollers.....	15	9705022	12/11	112.404	112.404	112.404	112.651	112.787
Other brushes, excl. paint and varnish brushes.....	15	970503	12/85	237.226	237.226	237.226	251.825	254.724
Brushes, other than personal.....	15	9705032	12/11	153.507	153.507	153.507	153.530	156.501
Miscellaneous products, n.e.c.....	15	9A	12/85	270.593	270.348	270.458	272.103	272.165
Candles.....	15	9A01	12/85	206.209	206.209	206.209	207.713	207.713
Candles.....	15	9A0101	12/85	206.209	206.209	206.209	207.713	207.713
Signs and advertising displays.....	15	9A04	12/85	256.043	256.043	256.043	256.935	256.935
Non-electric signs and displays.....	15	9A0402	12/85	303.898	303.898	303.898	305.768	305.768
All other miscellaneous fabricated products and recyclable materials.....	15	9A09	12/85	308.774	307.949	308.319	311.537	311.744
Other miscellaneous fabricated products.....	15	9A0901	12/85	319.741	318.818	319.231	322.691	322.922
Reproduction of audio and video media and software.....	15	9D	12/03	135.231	135.231	135.231	135.231	135.231
Reproduction of audio and video media and software.....	15	9D01	12/03	135.231	135.231	135.231	135.231	135.231
Services²								
Transportation services.....	30	—	06/09	162.230	161.220	164.471	166.206	165.806
Transportation of freight and mail.....	30	1	06/09	166.488	166.465	168.160	170.853	170.674
Rail transportation of freight and mail.....	30	11	12/08	154.564	154.406	154.541	156.711	156.773
Rail transportation of freight and mail.....	30	1101	12/08	154.564	154.406	154.541	156.711	156.773
Rail transportation of freight and mail.....	30	110101	12/08	154.564	154.406	154.541	156.711	156.773
Truck transportation of freight.....	30	12	06/09	149.780	149.248	151.457	154.091	153.996
Local motor carrying.....	30	1201	06/09	135.871	135.842	135.996	136.273	136.273
Local motor carrying.....	30	120101	06/09	135.871	135.842	135.996	136.273	136.273
Long-distance motor carrying.....	30	1202	06/09	154.908	154.177	157.197	160.761	160.628
Long-distance motor carrying.....	30	120201	06/09	154.908	154.177	157.197	160.761	160.628
Water transportation of freight.....	30	13	06/09	172.821	171.103	170.230	169.146	172.277
Deep sea water transportation of freight.....	30	1301	12/08	157.761	152.784	151.867	148.166	155.184
Deep sea water transportation of freight.....	30	130101	12/08	157.761	152.784	151.867	148.166	155.184
Coastal and intercoastal water transportation of freight.....	30	1302	12/08	148.430	148.526	148.423	149.615	149.769
Coastal and intercoastal water transportation of freight.....	30	130201	12/08	148.430	148.526	148.423	149.615	149.769
Great Lakes-St Lawrence Seaway water transportation of freight.....	30	1303	12/08	148.439	148.683	148.705	149.017	149.076
Great lakes-St Lawrence Seaway water transportation of freight.....	30	130301	12/08	148.439	148.683	148.705	149.017	149.076
Inland waterways transportation of freight.....	30	1304	12/08	127.227	128.274	127.002	127.193	127.385
Inland waterways transportation of freight.....	30	130401	12/08	127.227	128.274	127.002	127.193	127.385
Air transportation of freight.....	30	14	12/08	121.968	121.219	122.811	122.213	120.697
Air transportation of freight.....	30	1401	12/08	121.968	121.219	122.811	122.213	120.697
Air transportation of freight, domestic.....	30	140102	01/16	113.458	112.824	113.768	115.724	113.352
Air transportation of freight, international.....	30	140103	01/16	100.980	100.267	102.367	98.215	98.361
Courier, messenger, and U.S. postal services.....	30	16	06/09	197.949	199.234	200.638	204.954	204.293
U.S. Postal Service.....	30	1601	06/89	322.574	322.574	322.574	322.574	323.099
Mailing services (market dominant services).....	30	160107	12/12	162.733	162.733	162.733	162.733	162.693
First class mail.....	30	1601071	06/89	288.358	288.358	288.358	288.358	288.226
Periodicals mail.....	30	1601072	06/89	397.812	397.812	397.812	397.812	397.812
Standard class mail.....	30	1601073	06/89	374.413	374.413	374.413	374.413	374.413
Package services mail.....	30	1601074	06/89	364.916	364.916	364.916	364.916	364.916
Special services and fees.....	30	1601075	06/89	385.364	385.364	385.364	385.364	385.364
Shipping services (competitive services).....	30	160108	12/12	188.903	188.903	188.903	188.903	190.110
Courier and messenger services, except air.....	30	1602	04/09	213.552	215.511	217.451	222.834	221.728
Courier and messenger services, except air.....	30	160201	04/09	213.552	215.511	217.451	222.834	221.728
Air mail and package delivery services, excluding by USPS.....	30	1603	04/09	246.062	248.914	252.423	264.357	262.484
Air mail and package delivery services, excluding by USPS.....	30	160301	04/09	246.062	248.914	252.423	264.357	262.484
Pipeline transportation.....	30	17	05/22	108.977	109.340	110.112	109.806	109.689
Pipeline transportation of petroleum products.....	30	1701	12/08	205.260	205.883	205.883	205.207	205.250
Pipeline transportation of crude petroleum.....	30	170101	12/08	220.449	220.610	220.610	220.215	220.285
Pipeline transportation of refined petroleum products.....	30	170102	12/08	188.620	189.671	189.671	188.737	188.755
Pipeline transportation of natural gas.....	30	1702	05/22	100.741	101.102	102.422	102.181	101.963
Pipeline transportation of natural gas.....	30	170201	05/22	100.741	101.102	102.422	102.181	101.963
Transportation of passengers (partial).....	30	2	06/09	147.595	142.853	151.999	150.137	148.902
Rail transportation of passengers.....	30	21	12/08	133.552	133.552	133.552	133.552	133.552
Rail transportation of passengers.....	30	2101	12/08	133.552	133.552	133.552	133.552	133.552
Rail transportation of passengers.....	30	210101	12/08	133.552	133.552	133.552	133.552	133.552
Airline passenger services.....	30	22	12/08	136.148	131.726	140.255	138.519	137.367

See footnotes at end of table.

Table 9. Producer price indexes for commodity and service groupings and individual items, not seasonally adjusted — Continued
 [February 2025, Index base 1982=100, unless otherwise indicated]

Title	Commodity code		Other index base	Unadjusted index ¹				
	Group code	Item code		Oct. 2024	Nov. 2024 ^P	Dec. 2024 ^P	Jan. 2025 ^P	Feb. 2025 ^P
Airline passenger services.....	30	2201	12/08	136.148	131.726	140.255	138.519	137.367
Airline passenger services, domestic.....	30	220101	12/08	145.106	141.027	149.144	144.464	145.750
Airline passenger services, international.....	30	220102	12/08	111.307	106.201	115.461	120.693	113.843
Services related to transportation activities.....	31	—	06/09	137.235	136.651	136.700	136.854	137.079
Services related to water transportation.....	31	1	06/09	148.690	148.954	149.056	151.306	151.522
Towing, tugging, docking, and related services.....	31	11	03/09	157.641	157.510	157.319	158.449	159.069
Towing, tugging, docking and related services.....	31	1101	03/09	157.641	157.510	157.319	158.449	159.069
Towing, tugging, docking and related services.....	31	110101	03/09	157.641	157.510	157.319	158.449	159.069
Operation of port waterfront terminals.....	31	12	12/08	170.485	172.382	173.359	185.511	185.511
Operation of port waterfront terminals.....	31	1201	12/08	170.485	172.382	173.359	185.511	185.511
Operation of port waterfront terminals.....	31	120101	12/08	170.485	172.382	173.359	185.511	185.511
Marine cargo handling.....	31	13	12/08	138.355	138.355	138.377	138.119	138.119
Marine cargo handling.....	31	1301	12/08	138.355	138.355	138.377	138.119	138.119
Marine cargo handling.....	31	130101	12/08	138.355	138.355	138.377	138.119	138.119
Services related to air transportation.....	31	2	04/09	151.883	149.221	149.356	148.384	149.193
Other airport operations, excluding aircraft maintenance and repair.....	31	21	04/09	151.883	149.221	149.356	148.384	149.193
Other airport operations, excluding aircraft maintenance and repair.....	31	2101	04/09	151.883	149.221	149.356	148.384	149.193
Other airport operations, excluding aircraft maintenance and repair.....	31	210101	04/09	151.883	149.221	149.356	148.384	149.193
Other services related to transportation activities (partial).....	31	3	06/09	128.370	128.357	128.357	128.357	128.357
Arrangement of freight and cargo.....	31	31	12/08	142.491	142.468	142.468	142.468	142.468
Arrangement of freight and cargo.....	31	3101	12/08	142.491	142.468	142.468	142.468	142.468
Arrangement of freight and cargo.....	31	310101	12/08	142.491	142.468	142.468	142.468	142.468
Freight forwarding.....	31	32	12/08	99.946	99.946	99.946	99.946	99.946
Freight forwarding.....	31	3201	12/08	99.946	99.946	99.946	99.946	99.946
Freight forwarding.....	31	320101	12/08	99.946	99.946	99.946	99.946	99.946
Warehousing, storage, and related services.....	32	—	12/08	139.852	140.041	140.194	143.995	145.820
Warehousing, storage, and related services.....	32	1	12/08	139.852	140.041	140.194	143.995	145.820
Warehousing, storage, and related services.....	32	11	12/08	139.852	140.041	140.194	143.995	145.820
Warehousing, storage, and related services.....	32	1101	12/08	139.852	140.041	140.194	143.995	145.820
Warehousing, storage, and related services.....	32	110101	12/08	139.852	140.041	140.194	143.995	145.820
Publishing sales, excluding software.....	33	—	06/09	151.226	151.118	151.165	155.235	156.144
Book, periodical, and newspaper publishing sales and subscriptions.....	33	1	06/09	160.989	161.139	160.870	166.561	166.377
Sales of books.....	33	11		520.547	521.580	519.789	534.726	533.333
Sales of textbooks.....	33	1101		869.012	877.782	876.842	875.243	875.243
Sales of textbooks.....	33	110101	06/88	554.994	560.595	559.995	558.974	558.974
Sales of technical, scientific, and professional books.....	33	1102		882.372	881.721	882.868	929.046	929.184
Sales of technical, scientific, and professional books.....	33	110201	06/88	689.154	688.646	689.541	725.608	725.715
Sales of religious books.....	33	1103		237.065	233.249	232.127	233.087	238.942
Sales of religious books.....	33	110301	06/88	179.922	177.027	176.175	176.903	181.347
Sales of general adult and juvenile books.....	33	1104		219.524	221.423	217.452	222.709	218.286
Sales of general adult and juvenile books.....	33	110402		219.524	221.423	217.452	222.709	218.286
Sales of general adult books.....	33	1104021	12/22	105.723	106.363	104.350	107.597	103.800
Sales of juvenile books.....	33	1104022	12/22	108.150	109.461	107.645	109.251	109.362
Sales of general reference books.....	33	1105		198.425	195.444	198.188	196.975	200.958
Sales of general reference books.....	33	110501	06/88	168.919	166.381	168.717	167.684	171.075
Sales and subscriptions of periodicals and newspapers.....	33	12	06/09	155.063	155.056	155.052	161.490	161.534
Sales and subscriptions of periodicals.....	33	1201	06/07	111.083	111.083	111.098	110.901	110.991
Sales and subscriptions of periodicals.....	33	120101	06/07	111.083	111.083	111.098	110.901	110.991
Newspaper subscription and single copy sales.....	33	1202		636.185	636.135	636.047	680.601	680.562
Newspaper subscription and single copy sales.....	33	120205		636.185	636.135	636.047	680.601	680.562
Newspaper subscriptions, print and online bundled.....	33	1202051	09/15	222.338	222.138	221.791	221.843	221.687
Newspaper subscriptions, print only.....	33	1202052	09/15	190.265	190.265	190.265	204.871	204.871
Greeting card publishing sales.....	33	3	12/85	241.154	241.005	241.192	244.059	244.059
Greeting card publishing sales.....	33	31	12/85	241.154	241.005	241.192	244.059	244.059
Greeting card publishing sales.....	33	3101	12/85	241.154	241.005	241.192	244.059	244.059
Greeting card publishing sales.....	33	310101	12/85	241.154	241.005	241.192	244.059	244.059
Calendars, yearbooks, and other miscellaneous publishing sales.....	33	4	12/89	220.522	220.550	220.550	220.627	220.627
Calendars, yearbooks, and other miscellaneous publishing sales.....	33	41	12/89	220.522	220.550	220.550	220.627	220.627
Calendars, yearbooks, and other miscellaneous publishing sales.....	33	4101	12/89	220.522	220.550	220.550	220.627	220.627
Calendars, yearbooks, and other miscellaneous publishing sales.....	33	410101	12/89	220.522	220.550	220.550	220.627	220.627
Directory, mailing list, and related compilations publishing sales.....	33	6	12/22	114.319	113.560	114.377	115.248	119.061

See footnotes at end of table.

Table 9. Producer price indexes for commodity and service groupings and individual items, not seasonally adjusted — Continued

[February 2025, Index base 1982=100, unless otherwise indicated]

Title	Commodity code		Other index base	Unadjusted index ¹				
	Group code	Item code		Oct. 2024	Nov. 2024 ^P	Dec. 2024 ^P	Jan. 2025 ^P	Feb. 2025 ^P
Directory, mailing list, and related compilations publishing sales.	33	61	12/22	114.319	113.560	114.377	115.248	119.061
Directory, mailing list, and related compilations publishing sales.	33	6101	12/22	114.319	113.560	114.377	115.248	119.061
Directory, mailing list, and related compilations publishing sales.	33	610101	12/22	114.319	113.560	114.377	115.248	119.061
Software publishing.	34	—	06/09	107.371	107.715	106.663	105.800	106.271
System software publishing.	34	1	05/22	121.161	120.540	120.316	116.339	116.296
System software publishing.	34	11	05/22	121.161	120.540	120.316	116.339	116.296
System software publishing.	34	1101	05/22	121.161	120.540	120.316	116.339	116.296
System software publishing.	34	110101	05/22	121.161	120.540	120.316	116.339	116.296
Application software publishing.	34	2	06/09	111.081	112.556	110.402	112.837	113.962
Application software publishing.	34	21	06/09	111.081	112.556	110.402	112.837	113.962
Desktop and portable device application software publishing.	34	2101	12/08	104.424	104.507	104.487	104.450	107.950
Desktop and portable device application software publishing.	34	210101	12/08	104.424	104.507	104.487	104.450	107.950
Application software publishing, cross-industry, vertical market, utilities, and other.	34	2103	12/08	121.773	124.246	119.569	124.751	124.831
Application software publishing, cross-industry, vertical market, utilities, and other.	34	210301	12/08	121.773	124.246	119.569	124.751	124.831
Application software publishing, game software.	34	2104	12/13	100.068	101.567	101.902	101.902	101.440
Application software publishing, game software.	34	210401	12/13	100.068	101.567	101.902	101.902	101.440
Network compensation from broadcast and cable television and radio.	35	—	06/09	159.357	159.357	159.357	159.469	159.469
Affiliate agreements, programming sales, and retransmission fees for cable and broadcast tv.	35	1	06/09	161.127	161.127	161.127	161.276	161.276
Affiliate agreements, programming sales, and retransmission fees for cable and broadcast tv.	35	11	06/09	161.127	161.127	161.127	161.276	161.276
Affiliate agreements, programming sales, and retransmission fees for cable and broadcast tv.	35	1101	12/08	164.117	164.117	164.117	164.268	164.268
Affiliate agreements, programming sales, and retransmission fees for cable and broadcast tv.	35	110101	12/08	164.117	164.117	164.117	164.268	164.268
Affiliate agreements, programming sales, and retransmission fees for radio.	35	2	06/09	156.553	156.553	156.553	156.553	156.553
Affiliate agreements, programming sales, and retransmission fees for radio.	35	21	06/09	156.553	156.553	156.553	156.553	156.553
Affiliate agreements, programming sales, and network compensation for radio.	35	2101	12/08	156.289	156.289	156.289	156.289	156.289
Affiliate agreements, programming sales, and network compensation for radio.	35	210101	12/08	156.289	156.289	156.289	156.289	156.289
Advertising space and time sales.	36	—	06/09	107.241	105.093	103.758	104.628	102.865
Advertising space sales in periodicals, newspapers, directories, and mailing lists.	36	1	06/09	98.730	99.660	100.383	101.927	101.849
Advertising space sales in periodicals and newspapers.	36	11	06/09	97.389	97.709	98.133	99.931	99.840
Advertising space sales in periodicals.	36	1101		467.520	467.732	467.732	483.215	483.215
Advertising space sales in newspapers.	36	1102		313.863	316.164	319.477	318.719	318.006
Advertising space sales in newspapers, print only.	36	110203	09/15	75.245	75.796	76.591	76.409	76.238
Advertising space sales in directories and mailing lists.	36	12	12/08	110.863	115.630	118.246	118.265	118.265
Print advertising space sales in directories and mailing lists.	36	1201	12/08	110.863	115.630	118.246	118.265	118.265
Print advertising space sales in directories and mailing lists.	36	120101	12/08	110.863	115.630	118.246	118.265	118.265
Television advertising time sales.	36	2	06/09	89.206	80.380	75.788	71.878	64.320
Television advertising time sales.	36	21	06/09	89.206	80.380	75.788	71.878	64.320
Broadcast and network television advertising time sales.	36	2101	12/08	103.678	83.671	73.914	64.119	55.537
Broadcast and network television advertising time sales.	36	210101	12/08	103.678	83.671	73.914	64.119	55.537
Cable network advertising time sales.	36	2102	12/08	62.110	64.294	64.780	66.676	60.026
Cable network advertising time sales.	36	210201	12/08	62.110	64.294	64.780	66.676	60.026
Local cable system advertising time sales.	36	2103	12/08	88.970	88.970	88.970	88.970	88.970
Local cable system advertising time sales.	36	210301	12/08	88.970	88.970	88.970	88.970	88.970
Radio advertising time sales.	36	3	03/09	88.954	93.759	92.182	76.298	83.460
Radio advertising time sales.	36	31	03/09	88.954	93.759	92.182	76.298	83.460
Radio advertising time sales.	36	3101	03/09	88.954	93.759	92.182	76.298	83.460
Radio advertising time sales.	36	310101	03/09	88.954	93.759	92.182	76.298	83.460
Internet advertising sales.	36	6	12/22	121.948	121.962	121.956	126.935	126.919
Internet advertising sales.	36	61	12/22	121.948	121.962	121.956	126.935	126.919
Internet advertising sales.	36	6101	12/22	121.948	121.962	121.956	126.935	126.919
Internet advertising sales.	36	610101	12/22	121.948	121.962	121.956	126.935	126.919
Telecommunication, cable, and internet user services.	37	—	06/09	116.654	117.043	116.971	118.241	119.061
Wired telephone services.	37	1	06/09	129.583	129.932	130.055	130.725	132.639
Residential wired telephone services.	37	11	06/09	165.138	165.155	165.189	165.206	165.258

See footnotes at end of table.

Table 9. Producer price indexes for commodity and service groupings and individual items, not seasonally adjusted — Continued
 [February 2025, Index base 1982=100, unless otherwise indicated]

Title	Commodity code		Other index base	Unadjusted index ¹				
	Group code	Item code		Oct. 2024	Nov. 2024 ^P	Dec. 2024 ^P	Jan. 2025 ^P	Feb. 2025 ^P
Local residential wired telephone service.....	37	1101	12/08	163.147	163.148	163.146	163.140	163.189
Local residential wired telephone service.....	37	110101	12/08	163.147	163.148	163.146	163.140	163.189
Long distance residential wired telephone service.....	37	1102	03/09	168.943	168.941	168.941	168.883	168.935
Long distance residential wired telephone service.....	37	110201	03/09	168.943	168.941	168.941	168.883	168.935
All-distance residential wired telephone service.....	37	1103	12/11	168.123	169.115	171.197	173.688	173.820
All-distance residential wired telephone service.....	37	110301	12/11	168.123	169.115	171.197	173.688	173.820
Business wired telephone services.....	37	12	06/09	110.618	111.159	111.396	112.472	115.710
Local business wired telephone service.....	37	1201	12/08	130.694	131.035	129.871	131.222	133.238
Local business wired telephone service.....	37	120101	12/08	130.694	131.035	129.871	131.222	133.238
Long distance business wired telephone and other toll service.....	37	1202	04/09	100.951	101.259	101.709	101.410	101.336
Long distance business wired telephone and other toll service.....	37	120201	04/09	108.323	108.654	109.137	108.816	108.736
Private line wired telephone service.....	37	1204	12/11	110.615	111.408	112.153	113.928	119.779
Private line wired telephone service.....	37	120401	12/11	110.615	111.408	112.153	113.928	119.779
All-distance business wired telephone service (partial).....	37	1205	05/22	102.824	102.689	102.147	104.053	105.054
All-distance business wired telephone service.....	37	120501	05/22	102.824	102.689	102.147	104.053	105.054
Other telephone services.....	37	13	12/08	107.489	107.611	107.386	107.486	107.029
Other wired telephone services.....	37	1301	12/08	107.489	107.611	107.386	107.486	107.029
Other wired telephone services.....	37	130104	12/08	106.794	106.916	106.692	106.792	106.338
Wireless telecommunication services.....	37	2	06/09	67.862	67.578	67.575	67.576	67.573
Cellular phone and other wireless telecommunication services.....	37	21	03/09	66.297	66.020	66.017	66.018	66.015
Cellular phone and other wireless telecommunication services.....	37	2101	03/09	66.297	66.020	66.017	66.018	66.015
Cellular phone and other wireless telecommunication services.....	37	210101	03/09	66.297	66.020	66.017	66.018	66.015
Cable and satellite subscriber services.....	37	3	12/08	178.614	179.950	179.200	182.121	183.044
Cable and satellite subscriber services.....	37	31	12/08	178.614	179.950	179.200	182.121	183.044
Cable and satellite subscriber services.....	37	3101	12/08	178.614	179.950	179.200	182.121	183.044
Cable and satellite subscriber services.....	37	310101	12/08	178.614	179.950	179.200	182.121	183.044
Internet access services.....	37	4	03/09	94.172	94.509	95.842	96.158	96.906
Internet access services.....	37	41	03/09	94.172	94.509	95.842	96.158	96.906
Residential Internet access services.....	37	4102	12/11	91.771	92.151	93.687	93.948	94.856
Residential Internet access services.....	37	410201	12/11	91.771	92.151	93.687	93.948	94.856
Business Internet access services.....	37	4103	12/11	101.979	102.200	102.998	103.468	103.790
Business Internet access services.....	37	410301	12/11	101.979	102.200	102.998	103.468	103.790
Bundled wired telecommunications access services.....	37	5	12/11	134.831	136.430	135.637	139.559	141.195
Bundled wired telecommunications access services.....	37	51	12/11	134.831	136.430	135.637	139.559	141.195
Bundled wired telecommunications access services.....	37	5101	12/11	134.831	136.430	135.637	139.559	141.195
Bundled wired telecommunications access services.....	37	510101	12/11	134.831	136.430	135.637	139.559	141.195
Data processing and related services.....	38	—	06/09	107.482	107.207	107.151	108.895	107.393
Data processing and related services.....	38	1	06/09	107.482	107.207	107.151	108.895	107.393
Data processing and related services.....	38	11	06/09	107.482	107.207	107.151	108.895	107.393
Hosting, ASP and other IT infrastructure provisioning services.....	38	1101	12/08	113.595	113.134	113.041	115.912	113.421
Hosting, ASP and other IT infrastructure provisioning services.....	38	110101	12/08	113.595	113.134	113.041	115.912	113.421
Business process management services (partial).....	38	1102	12/08	97.073	97.073	97.073	97.136	97.136
Business process management services (partial).....	38	110201	12/08	97.073	97.073	97.073	97.136	97.136
Data management, information transformation and other services.....	38	1103	12/08	99.554	99.571	99.571	99.571	99.571
Data management, information transformation and other services.....	38	110301	12/08	99.554	99.571	99.571	99.571	99.571
Credit intermediation services (partial).....	39	—	06/09	121.510	122.072	119.945	120.384	118.706
Loan services (partial).....	39	1	06/09	191.084	190.855	180.493	180.594	175.000
Business loans (partial).....	39	11	04/09	365.253	364.514	349.030	343.834	330.986
Business loans (partial).....	39	1101	04/09	365.253	364.514	349.030	343.834	330.986
Business loans (partial).....	39	110101	04/09	365.253	364.514	349.030	343.834	330.986
Consumer loans (partial).....	39	12	06/09	122.449	122.106	110.780	115.023	112.304
Residential real estate loans (partial).....	39	1201	04/09	145.581	143.784	128.351	133.245	128.584
Residential real estate loans, except home equity (partial).....	39	120101	04/09	120.284	120.046	105.666	110.341	110.175
Home equity loans (partial).....	39	120102	04/09	399.250	386.711	354.330	363.892	328.617
Vehicle loans (partial).....	39	1202	04/09	57.893	61.635	58.374	61.816	63.588
Vehicle loans (partial).....	39	120201	04/09	57.893	61.635	58.374	61.816	63.588
Credit cards, overdraft credit, and related plans (partial).....	39	1203	04/09	203.409	204.963	199.580	203.781	204.359
Credit cards, overdraft credit, and related plans (partial).....	39	120301	04/09	203.409	204.963	199.580	203.781	204.359
Other loans and loan services (partial).....	39	13	04/09	106.445	107.880	103.973	107.102	107.826
Other loans and loan services (partial).....	39	1301	04/09	106.445	107.880	103.973	107.102	107.826
Other loans and loan services (partial).....	39	130101	04/09	106.445	107.880	103.973	107.102	107.826
Deposit services (partial).....	39	2	04/09	85.282	86.254	90.603	91.447	92.552

See footnotes at end of table.

Table 9. Producer price indexes for commodity and service groupings and individual items, not seasonally adjusted — Continued
 [February 2025, Index base 1982=100, unless otherwise indicated]

Title	Commodity code		Other index base	Unadjusted index ¹				
	Group code	Item code		Oct. 2024	Nov. 2024 ^P	Dec. 2024 ^P	Jan. 2025 ^P	Feb. 2025 ^P
Deposit services (partial).....	39	21	04/09	85.282	86.254	90.603	91.447	92.552
Deposit services (partial).....	39	2101	04/09	85.282	86.254	90.603	91.447	92.552
Deposit services (partial).....	39	210101	04/09	85.282	86.254	90.603	91.447	92.552
Other credit intermediation services, including trust services (partial).....	39	3	04/09	95.040	98.626	98.647	98.760	99.626
Other credit intermediation services, including trust services (partial).....	39	31	04/09	95.040	98.626	98.647	98.760	99.626
Other credit intermediation services, including trust services (partial).....	39	3101	04/09	95.040	98.626	98.647	98.760	99.626
Other credit intermediation services, including trust services (partial).....	39	310101	04/09	95.040	98.626	98.647	98.760	99.626
Investment services.....	40	—	06/09	249.265	249.505	252.718	252.456	251.986
Securities brokerage, dealing, investment advice, and related services.....	40	1	06/09	223.140	224.975	225.195	221.825	220.031
Securities brokerage, dealing, investment advice, and related services.....	40	11	06/09	223.140	224.975	225.195	221.825	220.031
Securities brokerage, dealing, and investment advice.....	40	1101	12/08	111.461	114.624	114.606	114.741	113.206
Securities brokerage, dealing, and investment advice.....	40	110101	12/08	111.461	114.624	114.606	114.741	113.206
Securities brokerage and dealing related services (partial).....	40	1102	12/08	740.387	717.408	719.793	685.075	687.392
Securities brokerage and dealing related services.....	40	110201	12/08	740.387	717.408	719.793	685.075	687.392
Portfolio management.....	40	2	12/08	305.161	303.070	308.579	310.033	311.457
Portfolio management.....	40	21	12/08	305.161	303.070	308.579	310.033	311.457
Portfolio management.....	40	2101	12/08	305.161	303.070	308.579	310.033	311.457
Portfolio management.....	40	210101	12/08	305.161	303.070	308.579	310.033	311.457
Investment banking.....	40	3	12/08	284.256	283.982	296.599	307.163	307.163
Investment banking.....	40	31	12/08	284.256	283.982	296.599	307.163	307.163
Investment banking.....	40	3101	12/08	284.256	283.982	296.599	307.163	307.163
Investment banking.....	40	310101	12/08	284.256	283.982	296.599	307.163	307.163
Insurance and annuities.....	41	—	06/09	138.964	139.116	139.068	139.587	139.991
Insurance.....	41	1	06/09	142.078	142.166	142.110	142.667	143.102
Insurance.....	41	11	06/09	142.078	142.166	142.110	142.667	143.102
Life insurance.....	41	1101	03/09	107.029	107.058	107.069	107.044	107.040
Life insurance.....	41	110101	03/09	107.029	107.058	107.069	107.044	107.040
Disability insurance, including accidental death.....	41	1102	03/09	101.440	101.440	101.440	101.381	101.381
Disability insurance, including accidental death.....	41	110201	03/09	101.440	101.440	101.440	101.381	101.381
Health and medical insurance.....	41	1103	03/09	155.835	155.792	155.767	157.661	157.701
Health and medical insurance.....	41	110301	03/09	155.835	155.792	155.767	157.661	157.701
Property and casualty insurance.....	41	1104	03/09	149.120	149.309	149.202	149.397	150.279
Property and casualty insurance.....	41	110401	03/09	149.120	149.309	149.202	149.397	150.279
Annuities.....	41	2	03/09	119.268	120.520	120.590	120.584	120.581
Annuities.....	41	21	03/09	119.268	120.520	120.590	120.584	120.581
Annuities.....	41	2101	03/09	119.268	120.520	120.590	120.584	120.581
Annuities.....	41	210101	03/09	119.268	120.520	120.590	120.584	120.581
Commissions and fees from sales and administration of insurance policies (partial).....	42	—	06/09	112.806	112.806	112.848	112.724	112.724
Commissions from sales of insurance.....	42	1	06/09	112.806	112.806	112.848	112.724	112.724
Commissions from sales of insurance.....	42	11	06/09	112.806	112.806	112.848	112.724	112.724
Commissions from sales of life insurance and annuities.....	42	1101	06/09	109.013	109.013	109.013	109.394	109.394
Commissions from sales of life insurance and annuities.....	42	110101	06/09	109.013	109.013	109.013	109.394	109.394
Commissions from sales of health and medical insurance.....	42	1102	06/09	111.853	111.853	111.853	112.240	112.240
Commissions from sales of health and medical insurance.....	42	110201	06/09	111.853	111.853	111.853	112.240	112.240
Commissions from sales of property and casualty insurance.....	42	1103	06/09	116.370	116.370	116.438	116.512	116.512
Commissions from sales of property and casualty insurance.....	42	110301	06/09	116.370	116.370	116.438	116.512	116.512
Commissions from sales of other insurance.....	42	1104	06/09	100.755	100.755	100.755	98.138	98.138
Commissions from sales of other insurance.....	42	110401	06/09	100.755	100.755	100.755	98.138	98.138
Real estate services (partial).....	43	—	06/09	152.022	150.183	151.830	151.958	149.162
Nonresidential real estate services.....	43	1	06/09	133.782	131.333	133.803	133.931	129.857
Nonresidential real estate rents.....	43	11	06/09	134.970	132.022	135.167	135.187	130.068
Office buildings, gross rents.....	43	1101	12/08	128.991	127.906	129.423	128.609	126.345
Office buildings, gross rents.....	43	110101	12/08	128.991	127.906	129.423	128.609	126.345
Retail properties, gross rents.....	43	1102	04/09	128.714	123.900	132.610	133.879	124.759
Retail properties, gross rents.....	43	110201	04/09	128.714	123.900	132.610	133.879	124.759
Industrial buildings, gross rents.....	43	1103	04/09	122.934	123.061	123.529	124.160	124.074
Industrial buildings, gross rents.....	43	110301	04/09	122.934	123.061	123.529	124.160	124.074
Self-service storage and miniwarehouses, gross rents.....	43	1104	12/08	164.224	164.664	161.806	161.791	161.743
Self-service storage and miniwarehouses, gross rents.....	43	110401	12/08	164.224	164.664	161.806	161.791	161.743
Other nonresidential buildings, gross rents.....	43	1105	12/08	135.442	129.796	128.547	127.325	120.398
Other nonresidential buildings, gross rents.....	43	110501	12/08	135.442	129.796	128.547	127.325	120.398

See footnotes at end of table.

Table 9. Producer price indexes for commodity and service groupings and individual items, not seasonally adjusted — Continued

[February 2025, Index base 1982=100, unless otherwise indicated]

Title	Commodity code		Other index base	Unadjusted index ¹				
	Group code	Item code		Oct. 2024	Nov. 2024 ^P	Dec. 2024 ^P	Jan. 2025 ^P	Feb. 2025 ^P
Nonresidential property sales and leases including land, brokerage fees and commissions.....	43	12	12/08	138.893	138.824	139.369	139.115	139.128
Nonresidential property sales and leases including land, brokerage fees and commissions.....	43	1201	12/08	138.893	138.824	139.369	139.115	139.128
Nonresidential property sales and leases including land, brokerage fees and commissions.....	43	120101	12/08	138.893	138.824	139.369	139.115	139.128
Nonresidential property management fees.....	43	13	12/08	105.227	104.293	103.709	104.854	104.585
Nonresidential property management fees.....	43	1301	12/08	105.227	104.293	103.709	104.854	104.585
Nonresidential property management fees.....	43	130101	12/08	105.227	104.293	103.709	104.854	104.585
Residential real estate services (partial).....	43	2	06/09	185.619	185.009	184.982	185.022	184.841
Residential property sales and rental, brokerage fees and commissions.....	43	21	12/08	207.901	207.695	207.577	207.445	207.286
Residential property sales and rental, brokerage fees and commissions.....	43	2101	12/08	207.901	207.695	207.577	207.445	207.286
Residential property sales and rental, brokerage fees and commissions.....	43	210101	12/08	207.901	207.695	207.577	207.445	207.286
Residential property management fees.....	43	22	12/08	134.391	132.905	133.079	133.495	133.268
Residential property management fees.....	43	2201	12/08	134.391	132.905	133.079	133.495	133.268
Residential property management fees.....	43	220101	12/08	134.391	132.905	133.079	133.495	133.268
Real estate appraisal fees.....	43	3	12/08	119.868	119.838	119.838	121.278	120.990
Real estate appraisal fees.....	43	31	12/08	119.868	119.838	119.838	121.278	120.990
Real estate appraisal fees.....	43	3101	12/08	119.868	119.838	119.838	121.278	120.990
Real estate appraisal fees.....	43	310101	12/08	119.868	119.838	119.838	121.278	120.990
Rental and leasing of goods (partial).....	44	—	06/09	110.605	108.135	108.966	107.683	107.285
Passenger car rental.....	44	1	03/09	106.400	100.480	102.848	99.014	97.533
Passenger car rental.....	44	11	03/09	106.400	100.480	102.848	99.014	97.533
Passenger car rental.....	44	1101	03/09	106.400	100.480	102.848	99.014	97.533
Passenger car rental.....	44	110101	03/09	106.400	100.480	102.848	99.014	97.533
Truck, trailer, and RV rental and leasing.....	44	2	06/09	128.749	128.402	128.296	129.459	130.345
Truck, trailer, and RV rental and leasing.....	44	21	06/09	120.958	120.631	120.532	121.625	122.457
Truck, truck trailer and RV rental.....	44	2101	12/08	123.205	123.862	123.491	124.783	124.797
Truck, truck trailer and RV rental.....	44	210101	12/08	123.205	123.862	123.491	124.783	124.797
Truck, truck trailer and RV leasing.....	44	2102	12/08	128.787	127.729	127.817	128.852	130.337
Truck, truck trailer and RV leasing.....	44	210201	12/08	128.787	127.729	127.817	128.852	130.337
Construction, mining, and forestry machinery and equipment rental and leasing.....	44	3	03/09	105.788	105.853	105.542	105.525	105.495
Construction, mining, and forestry machinery and equipment rental and leasing.....	44	31	03/09	105.788	105.853	105.542	105.525	105.495
Construction, mining, and forestry machinery and equipment rental and leasing.....	44	3101	03/09	105.788	105.853	105.542	105.525	105.495
Construction, mining, and forestry machinery and equipment rental and leasing.....	44	310101	03/09	105.788	105.853	105.542	105.525	105.495
Professional services (partial).....	45	—	06/09	146.602	146.654	147.114	149.998	150.761
Legal services.....	45	1	03/09	178.080	177.684	178.438	185.044	186.824
Legal services.....	45	11	03/09	178.080	177.684	178.438	185.044	186.824
Legal services.....	45	1101	03/09	178.080	177.684	178.438	185.044	186.824
Legal services.....	45	110101	03/09	178.080	177.684	178.438	185.044	186.824
Accounting services (partial).....	45	2	06/09	132.968	130.224	132.967	134.434	135.053
Accounting services, excluding payroll.....	45	21	06/09	132.968	130.224	132.967	134.434	135.053
Financial auditing.....	45	2101	12/08	122.497	122.574	122.761	122.489	123.362
Financial auditing.....	45	210101	12/08	122.497	122.574	122.761	122.489	123.362
Tax preparation and planning.....	45	2102	04/09	129.282	123.884	128.337	130.255	130.415
Tax preparation and planning.....	45	210201	04/09	129.282	123.884	128.337	130.255	130.415
Bookkeeping and compilation.....	45	2103	12/08	157.520	151.570	155.300	158.456	159.383
Bookkeeping and compilation.....	45	210301	12/08	157.520	151.570	155.300	158.456	159.383
Other accounting services, including billing and review (partial).....	45	2104	12/08	124.647	126.313	128.896	130.875	131.677
Other accounting services, including billing and review (partial).....	45	210401	12/08	124.647	126.313	128.896	130.875	131.677
Architectural and engineering services.....	45	3	06/09	135.601	135.636	135.638	137.397	137.693
Architectural services.....	45	31	03/09	115.931	116.108	116.107	116.468	116.468
Architectural services.....	45	3101	03/09	115.931	116.108	116.107	116.468	116.468
Architectural services.....	45	310101	03/09	115.931	116.108	116.107	116.468	116.468
Engineering services.....	45	32	03/09	139.171	139.179	139.182	141.198	141.548
Engineering services.....	45	3201	03/09	139.171	139.179	139.182	141.198	141.548
Engineering services.....	45	320101	03/09	139.171	139.179	139.182	141.198	141.548
Management, scientific, and technical consulting services.....	45	4	06/09	120.106	123.115	122.060	122.293	122.385

See footnotes at end of table.

Table 9. Producer price indexes for commodity and service groupings and individual items, not seasonally adjusted — Continued
 [February 2025, Index base 1982=100, unless otherwise indicated]

Title	Commodity code		Other index base	Unadjusted index ¹				
	Group code	Item code		Oct. 2024	Nov. 2024 ^P	Dec. 2024 ^P	Jan. 2025 ^P	Feb. 2025 ^P
Management consulting services.....	45	41	06/09	120.106	123.115	122.060	122.293	122.385
Administrative and general management consulting services.....	45	4101	12/08	142.679	148.111	146.244	146.497	146.628
Administrative and general management consulting services.....	45	410101	12/08	142.679	148.111	146.244	146.497	146.628
Human resources consulting services.....	45	4102	12/08	110.906	111.857	110.557	110.418	110.110
Human resources consulting services.....	45	410201	12/08	110.906	111.857	110.557	110.418	110.110
Marketing consulting services.....	45	4103	12/08	64.843	64.843	64.843	64.843	64.843
Marketing consulting services.....	45	410301	12/08	64.843	64.843	64.843	64.843	64.843
Process, physical distribution, and logistics consulting services.....	45	4104	12/08	127.445	128.497	128.720	130.043	130.576
Process, physical distribution, and logistics consulting services.....	45	410401	12/08	127.445	128.497	128.720	130.043	130.576
Advertising and related services (partial).....	45	5	12/08	119.190	119.281	119.335	119.418	119.617
Advertising agency services.....	45	51	12/08	119.190	119.281	119.335	119.418	119.617
Advertising agency services.....	45	5101	12/08	119.190	119.281	119.335	119.418	119.617
Advertising agency services.....	45	510101	12/08	119.190	119.281	119.335	119.418	119.617
Information technology (IT) technical support and consulting services (partial).....	45	6	12/08	161.841	162.482	162.522	165.483	165.435
Information technology (IT) technical support and consulting services (partial).....	45	61	12/08	161.841	162.482	162.522	165.483	165.435
Information technology (IT) technical support and consulting services (partial).....	45	6101	12/08	161.841	162.482	162.522	165.483	165.435
Information technology (IT) technical support and consulting services (partial).....	45	610101	12/08	161.841	162.482	162.522	165.483	165.435
Employment services.....	46	—	06/09	131.884	131.883	132.036	132.615	132.603
Permanent placement services.....	46	1	03/09	133.810	134.758	135.919	133.701	133.482
Permanent placement services.....	46	11	03/09	133.810	134.758	135.919	133.701	133.482
Employment placement services.....	46	1101	03/09	133.810	134.758	135.919	133.701	133.482
Employment placement services.....	46	110101	03/09	133.810	134.758	135.919	133.701	133.482
Executive search services.....	46	2	12/08	109.294	111.582	107.027	114.712	110.728
Executive search services.....	46	21	12/08	109.294	111.582	107.027	114.712	110.728
Executive search services.....	46	2101	12/08	109.294	111.582	107.027	114.712	110.728
Executive search services.....	46	210101	12/08	109.294	111.582	107.027	114.712	110.728
Staffing services.....	46	3	06/09	132.297	132.215	132.414	132.974	133.045
Temporary help services.....	46	31	03/09	141.093	140.931	141.322	142.418	142.557
Temporary help services.....	46	3101	03/09	141.093	140.931	141.322	142.418	142.557
Temporary help services.....	46	310101	03/09	141.093	140.931	141.322	142.418	142.557
Co-employment staffing services.....	46	32	12/08	123.683	123.683	123.683	123.683	123.683
Co-employment staffing services.....	46	3201	12/08	123.683	123.683	123.683	123.683	123.683
Co-employment staffing services.....	46	320101	12/08	123.683	123.683	123.683	123.683	123.683
Travel arrangement services (partial).....	47	—	06/09	106.657	106.791	106.117	106.187	106.621
Arrangement of flights (partial).....	47	1	06/09	97.110	98.041	97.126	97.854	98.198
Arrangement of international flights.....	47	11	12/08	107.770	109.252	108.015	110.281	110.945
Arrangement of international flights.....	47	1101	12/08	107.770	109.252	108.015	110.281	110.945
Arrangement of international flights.....	47	110101	12/08	107.770	109.252	108.015	110.281	110.945
Arrangement of domestic flights.....	47	12	12/08	75.881	76.044	75.608	74.342	74.255
Arrangement of domestic flights (partial).....	47	1201	12/08	75.881	76.044	75.608	74.342	74.255
Arrangement of domestic flights.....	47	120101	12/08	75.881	76.044	75.608	74.342	74.255
Arrangement of vehicle rentals and lodging.....	47	2	12/08	110.175	110.118	110.183	108.661	108.601
Arrangement of vehicle rentals and lodging.....	47	21	12/08	110.175	110.118	110.183	108.661	108.601
Arrangement of vehicle rentals and lodging (partial).....	47	2101	12/08	110.175	110.118	110.183	108.661	108.601
Arrangement of vehicle rentals and lodging.....	47	210101	12/08	110.175	110.118	110.183	108.661	108.601
Arrangement of cruises and tours.....	47	3	12/08	112.381	111.132	109.605	109.481	110.976
Arrangement of cruises and tours.....	47	31	12/08	112.381	111.132	109.605	109.481	110.976
Arrangement of cruises and tours.....	47	3101	12/08	112.381	111.132	109.605	109.481	110.976
Arrangement of cruises and tours.....	47	310101	12/08	112.381	111.132	109.605	109.481	110.976
Other travel arrangements (partial).....	47	4	12/08	125.232	125.232	125.232	125.232	125.248
Other travel arrangements (partial).....	47	41	12/08	125.232	125.232	125.232	125.232	125.248
Other travel arrangements (partial).....	47	4101	12/08	125.232	125.232	125.232	125.232	125.248
Other travel arrangements (partial).....	47	410101	12/08	125.232	125.232	125.232	125.232	125.248
Selected security services (partial).....	48	—	03/09	161.116	160.962	161.212	162.861	164.117
Security guard services.....	48	1	03/09	161.116	160.962	161.212	162.861	164.117
Security guard services.....	48	11	03/09	161.116	160.962	161.212	162.861	164.117
Security guard services.....	48	1101	03/09	161.116	160.962	161.212	162.861	164.117

See footnotes at end of table.

Table 9. Producer price indexes for commodity and service groupings and individual items, not seasonally adjusted — Continued

[February 2025, Index base 1982=100, unless otherwise indicated]

Title	Commodity code		Other index base	Unadjusted index ¹				
	Group code	Item code		Oct. 2024	Nov. 2024 ^P	Dec. 2024 ^P	Jan. 2025 ^P	Feb. 2025 ^P
Security guard services.....	48	110101	03/09	161.116	160.962	161.212	162.861	164.117
Cleaning and building maintenance services (partial).....	49	—	03/09	131.537	131.483	131.462	132.410	132.606
Janitorial services.....	49	1	03/09	131.537	131.483	131.462	132.410	132.606
Janitorial services.....	49	11	03/09	131.537	131.483	131.462	132.410	132.606
Janitorial services.....	49	1101	03/09	131.537	131.483	131.462	132.410	132.606
Janitorial services.....	49	110101	03/09	131.537	131.483	131.462	132.410	132.606
Waste collection and remediation services (partial).....	50	—	12/08	179.275	182.071	180.117	180.648	181.941
Waste collection.....	50	1	12/08	179.275	182.071	180.117	180.648	181.941
Solid waste collection.....	50	11	12/08	179.275	182.071	180.117	180.648	181.941
Solid waste collection.....	50	1101	12/08	179.275	182.071	180.117	180.648	181.941
Solid waste collection.....	50	110101	12/08	179.275	182.071	180.117	180.648	181.941
Health care services.....	51	—	06/09	142.204	142.195	142.329	142.684	143.134
Outpatient care (partial).....	51	1	06/09	133.671	133.615	133.717	134.247	134.414
Outpatient care (partial).....	51	11	06/09	133.671	133.615	133.717	134.247	134.414
Physician care.....	51	1101	03/09	119.993	119.974	120.185	120.143	120.140
Medicare patients: physician care.....	51	110102	06/14	105.315	105.307	105.431	104.014	104.028
Medicaid patients: physician care.....	51	110103	06/14	101.077	101.094	101.097	101.088	101.081
Private insurance patients: physician care.....	51	110104	06/14	113.961	113.920	114.098	114.874	114.849
All other patients: physician care.....	51	110105	06/14	118.626	118.640	119.401	119.244	119.311
Medical laboratory and diagnostic imaging center care.....	51	1102	03/09	95.559	95.559	95.564	95.785	95.785
Medical laboratory care.....	51	110201	03/09	90.928	90.928	90.934	91.096	91.096
Medicare patients: medical laboratory care.....	51	1102011	06/14	79.631	79.631	79.631	79.669	79.669
Medicaid patients: medical laboratory care.....	51	1102012	06/14	95.319	95.319	95.319	95.319	95.319
Private insurance patients: medical laboratory care.....	51	1102013	06/14	98.270	98.270	98.270	98.270	98.270
All other patients: medical laboratory care.....	51	1102014	06/14	103.145	103.145	103.185	104.212	104.212
Diagnostic imaging center care.....	51	110202	03/09	103.185	103.185	103.185	103.528	103.528
Medicare and Medicaid patients: diagnostic imaging center care.....	51	1102021	06/14	89.519	89.519	89.519	89.092	89.092
Private insurance and all other patients: diagnostic imaging center care.....	51	1102024	06/14	107.134	107.134	107.134	107.747	107.747
Home health and hospice care.....	51	1103	12/08	134.640	134.146	134.146	134.580	134.874
Home health and hospice care.....	51	110301	12/08	134.640	134.146	134.146	134.580	134.874
Medicare and Medicaid patients: home health and hospice care.....	51	11030101	12/08	126.306	126.324	126.324	126.636	126.899
Medicare patients: home health and hospice care.....	51	110301011	12/08	113.753	113.753	113.753	113.891	113.891
Medicaid patients: home health and hospice care.....	51	110301012	12/08	138.348	138.382	138.382	138.849	139.345
Private insurance and all other patients: home health and hospice care.....	51	11030102	12/08	150.862	148.767	148.767	149.535	149.901
Private insurance patients: home health and hospice care.....	51	110301021	06/14	119.762	119.762	119.762	120.591	120.591
All other patients: home health and hospice care.....	51	110301022	06/14	157.394	154.941	154.941	155.707	156.136
Hospital outpatient care.....	51	1104	12/08	156.110	156.092	156.145	156.990	157.362
Hospital outpatient care.....	51	110401	12/08	156.110	156.092	156.145	156.990	157.362
Hospital outpatient care, general medical & surgical hospitals.....	51	1104011	12/08	156.092	156.073	156.128	157.013	157.404
Medicare patients: hospital outpatient care, general medical and surgical hospitals.....	51	11040111	06/14	117.272	117.179	117.181	119.535	119.503
Medicaid patients: hospital outpatient care, general medical and surgical hospitals.....	51	11040112	06/14	106.380	106.380	106.380	106.560	106.560
Private insurance and all other patients: outpatient care, gen. medical and surgical hospitals.....	51	11040113	06/14	141.920	141.940	142.017	142.022	142.582
Dental care.....	51	1105	06/10	137.842	137.842	137.824	139.777	139.899
Private insurance patients: dental care.....	51	110502	06/14	127.579	127.579	127.579	130.503	130.503
Private insurance patients: dental visits and consultations.....	51	1105021	06/14	137.991	137.991	137.991	142.646	142.646
Private insurance patients: dental surgical intervention services.....	51	1105022	06/14	117.610	117.610	117.610	120.792	120.792
Private insurance patients: dental non-surgical intervention services.....	51	1105023	06/14	123.925	123.925	123.925	125.625	125.625
Medicare, Medicaid and all other patients: dental care.....	51	110503	06/14	129.834	129.834	129.795	130.085	130.356
Medicare, Medicaid and all other patients: dental visits and consultations.....	51	1105031	06/14	131.207	131.207	131.091	131.562	132.380
Medicare, Medicaid and all other patients: dental surgical intervention services.....	51	1105032	06/14	119.942	119.942	119.942	120.574	120.574
Medicare and Medicaid and all other patients: dental non-surgical intervention services.....	51	1105033	06/14	131.992	131.992	131.992	132.063	132.063
Inpatient care.....	51	2	06/09	155.839	155.918	156.120	156.056	157.073
Inpatient care.....	51	21	06/09	155.839	155.918	156.120	156.056	157.073
Hospital inpatient care.....	51	2101	12/08	157.365	157.432	157.399	157.006	158.311
Hospital inpatient care.....	51	210101	12/08	157.365	157.432	157.399	157.006	158.311
Hospital inpatient care, general medical and surgical hospitals.....	51	2101011	12/08	159.324	159.375	159.328	158.920	160.334
Medicare patients: hospital inpatient care, general medical and surgical hospitals.....	51	21010111	06/14	124.804	124.849	124.886	124.886	124.886
Medicaid patients: hospital inpatient care, general medical and surgical hospitals.....	51	21010112	06/14	119.161	119.161	119.161	119.161	119.161

See footnotes at end of table.

Table 9. Producer price indexes for commodity and service groupings and individual items, not seasonally adjusted — Continued
 [February 2025, Index base 1982=100, unless otherwise indicated]

Title	Commodity code		Other index base	Unadjusted index ¹				
	Group code	Item code		Oct. 2024	Nov. 2024 ^P	Dec. 2024 ^P	Jan. 2025 ^P	Feb. 2025 ^P
Private insur. & all other patients: hospital inpatient, general medical and surgical hospitals.....	51	21010113	06/14	150.084	150.141	150.021	149.250	151.922
Private insurance patients: hospital inpatient care, general medical and surgical hospitals.....	51	210101131	06/14	147.797	147.860	147.726	146.872	149.833
All other patients: hospital inpatient care, general medical and surgical hospitals.....	51	210101132	06/14	173.185	173.185	173.185	173.185	173.185
Hospital inpatient care, psychiatric & substance abuse hospitals.....	51	2101012	12/08	133.510	133.524	133.560	133.692	133.692
Hospital inpatient care, specialty hospitals.....	51	2101013	12/08	135.176	135.721	135.955	135.380	135.310
Medicare patients: hospital inpatient care, specialty hospitals.....	51	21010131	06/14	116.762	117.895	117.584	117.676	117.519
Medicaid patients: hospital inpatient care, specialty hospitals.....	51	21010132	06/14	163.628	166.428	165.556	165.004	165.004
Private insurance and all other patients: hospital inpatient care, specialty hospitals.....	51	21010133	06/14	109.604	108.863	109.823	108.819	108.819
Nursing home care.....	51	2102	12/08	151.825	151.977	153.044	154.018	153.874
Nursing home care.....	51	210201	12/08	151.825	151.977	153.044	154.018	153.874
Medicare and Medicaid patients: Nursing home care.....	51	21020101	12/08	154.908	154.822	154.992	156.439	156.258
Medicaid patients: Nursing home care.....	51	210201011	06/12	159.461	159.319	159.599	161.996	161.696
Medicare patients: Nursing home care.....	51	210201012	06/12	128.995	128.995	128.995	128.995	128.995
Private insurance and all other patients: Nursing home care.....	51	21020102	12/08	148.886	149.371	151.760	152.233	152.119
Private insurance patients: Nursing home care.....	51	210201021	06/14	90.399	90.399	90.399	90.399	90.399
All other patients: Nursing home care.....	51	210201022	06/14	137.536	138.061	140.647	141.159	141.035
Intellectual and developmental disability center care.....	51	2103	12/08	212.533	212.474	212.646	213.414	215.601
Intellectual and developmental disability center care.....	51	210301	12/08	212.533	212.474	212.646	213.414	215.601
Medicaid patients: Intellectual and developmental disability center care.....	51	21030101	06/14	163.091	163.033	163.201	163.926	164.062
Medicare, private ins. & all other patients: Intellectual & develop. disability center care.....	51	21030102	06/14	179.219	179.219	179.219	179.308	187.508
Sales of blood and blood products, organs, and tissues.....	51	3	03/09	124.380	124.735	124.612	127.306	127.553
Sales of blood and blood products, organs, and tissues.....	51	31	03/09	124.380	124.735	124.612	127.306	127.553
Sales of blood and blood products, organs, and tissues.....	51	3101	03/09	124.380	124.735	124.612	127.306	127.553
Sales of blood and blood products, organs, and tissues.....	51	310101	03/09	124.380	124.735	124.612	127.306	127.553
Accommodation services.....	53	—	06/09	149.347	142.732	140.408	147.608	151.485
Traveler accommodation services.....	53	1	06/09	149.347	142.732	140.408	147.608	151.485
Traveler accommodation services.....	53	11	06/09	149.347	142.732	140.408	147.608	151.485
Guestroom or unit rental.....	53	1101	03/09	154.082	146.664	144.084	152.004	157.075
Guestroom or unit rental.....	53	110101	03/09	154.082	146.664	144.084	152.004	157.075
Other traveler accommodation services.....	53	1102	03/09	152.824	153.292	153.144	154.512	145.390
Other traveler accommodation services.....	53	110201	03/09	152.824	153.292	153.144	154.512	145.390
Food and beverage for immediate consumption services (partial).....	54	—	06/09	136.407	135.782	136.206	136.641	136.756
Food and beverage for immediate consumption services (partial).....	54	1	06/09	136.407	135.782	136.206	136.641	136.756
Food and nonalcoholic beverages for immediate consumption (partial).....	54	11	04/09	130.417	129.594	130.061	130.520	130.609
Food and nonalcoholic beverages for immediate consumption (partial).....	54	1101	04/09	130.417	129.594	130.061	130.520	130.609
Food and nonalcoholic beverages for immediate consumption (partial).....	54	110101	04/09	130.417	129.594	130.061	130.520	130.609
Alcoholic beverages for immediate consumption (partial).....	54	12	12/08	174.302	174.909	175.068	175.361	175.633
Alcoholic beverages for immediate consumption (partial).....	54	1201	12/08	174.302	174.909	175.068	175.361	175.633
Alcoholic beverages for immediate consumption (partial).....	54	120101	12/08	174.302	174.909	175.068	175.361	175.633
Repair and maintenance services (partial).....	55	—	06/09	165.699	166.447	166.726	169.534	170.040
Commercial and industrial machinery and equipment repair and maintenance.....	55	1	03/09	170.500	170.711	171.403	173.801	174.645
Commercial and industrial machinery and equipment repair and maintenance.....	55	11	03/09	170.500	170.711	171.403	173.801	174.645
Commercial machinery repair and maintenance.....	55	1101	03/09	170.500	170.711	171.403	173.801	174.645
Commercial machinery repair and maintenance.....	55	110101	03/09	170.500	170.711	171.403	173.801	174.645
Motor vehicle repair and maintenance (partial).....	55	2	12/08	170.682	172.674	172.530	176.229	176.638
Motor vehicle repair and maintenance (partial).....	55	21	12/08	170.682	172.674	172.530	176.229	176.638
Motor vehicle repair and maintenance (partial).....	55	2101	12/08	170.682	172.674	172.530	176.229	176.638
Motor vehicle repair and maintenance (partial).....	55	210101	12/08	170.682	172.674	172.530	176.229	176.638
Ship repair and maintenance.....	55	3	06/09	141.367	141.613	141.768	141.768	141.768
Ship repair and maintenance.....	55	31	06/09	141.367	141.613	141.768	141.768	141.768
Ship repair, military.....	55	3101	12/08	120.093	120.093	120.093	120.093	120.093
Ship repair, military.....	55	310101	12/08	120.093	120.093	120.093	120.093	120.093
Ship repair, nonmilitary.....	55	3102	12/08	192.289	193.054	193.534	193.534	193.534
Ship repair, nonmilitary.....	55	310201	12/08	192.289	193.054	193.534	193.534	193.534
Aircraft repair and maintenance.....	55	4	04/09	156.551	156.551	156.584	160.165	160.165
Aircraft repair and maintenance.....	55	41	04/09	156.551	156.551	156.584	160.165	160.165
Aircraft repair and maintenance.....	55	4101	04/09	156.551	156.551	156.584	160.165	160.165

See footnotes at end of table.

Table 9. Producer price indexes for commodity and service groupings and individual items, not seasonally adjusted — Continued
 [February 2025, Index base 1982=100, unless otherwise indicated]

Title	Commodity code		Other index base	Unadjusted index ¹				
	Group code	Item code		Oct. 2024	Nov. 2024 ^P	Dec. 2024 ^P	Jan. 2025 ^P	Feb. 2025 ^P
Aircraft repair and maintenance.....	55	410101	04/09	156.551	156.551	156.584	160.165	160.165
Entertainment services (partial).....	56	—	06/09	127.408	128.974	129.858	132.595	133.041
Membership dues and admissions and recreation facility use fees (partial)....	56	1	06/09	145.477	146.841	148.493	153.089	154.687
Membership dues and admissions and recreation facility use fees (partial)...	56	11	06/09	145.477	146.841	148.493	153.089	154.687
Membership dues.....	56	1101	04/09	133.282	133.282	133.301	140.686	141.691
Membership dues, golf courses and country clubs.....	56	110101	04/09	171.812	171.812	171.899	177.097	177.097
Membership dues, fitness and recreational sports centers.....	56	110102	04/09	111.416	111.416	111.403	119.568	121.007
Admissions and recreational facilities use fees (partial).....	56	1102	12/08	165.223	169.366	174.348	172.975	175.743
Admissions and recreational facilities use fees, golf courses and country clubs.....	56	110201	12/08	120.543	131.839	137.657	137.092	138.391
Admissions and recreational facilities use fees, fitness and recreational sports centers.....	56	110202	12/08	156.291	155.343	155.343	155.343	155.343
Admissions and recreational facilities use fees, amusement and theme parks.....	56	110203	12/08	201.339	201.900	208.600	205.866	211.240
Recreational activity instruction fees (partial).....	56	2	12/08	132.270	132.278	132.278	132.991	132.991
Recreational activity instruction fees (partial).....	56	21	12/08	132.270	132.278	132.278	132.991	132.991
Recreational activity instruction fees (partial).....	56	2101	12/08	132.270	132.278	132.278	132.991	132.991
Recreational activity instruction fees (partial).....	56	210101	12/08	132.270	132.278	132.278	132.991	132.991
Gaming receipts (partial).....	56	3	12/08	108.668	110.679	110.755	111.542	110.660
Gaming receipts (partial).....	56	31	12/08	108.668	110.679	110.755	111.542	110.660
Gaming receipts (partial).....	56	3101	12/08	108.668	110.679	110.755	111.542	110.660
Gaming receipts (partial).....	56	310101	12/08	108.668	110.679	110.755	111.542	110.660
Wholesale trade services.....	57	—	06/09	170.097	169.760	169.048	170.079	169.643
Machinery and equipment and parts and supplies wholesaling.....	57	1	06/09	186.718	182.591	180.879	187.778	186.794
Machinery and equipment and parts and supplies wholesaling.....	57	11	06/09	186.718	182.591	180.879	187.778	186.794
Parts and supplies for machinery and equipment wholesaling.....	57	1102	03/09	205.483	204.693	202.879	209.525	210.578
Parts and supplies for machinery and equipment wholesaling.....	57	110201	03/09	205.483	204.693	202.879	209.525	210.578
Machinery and vehicle wholesaling.....	57	1103	05/19	148.023	141.610	139.470	146.316	144.216
Machinery and vehicle wholesaling.....	57	110301	05/19	148.023	141.610	139.470	146.316	144.216
Professional and commercial equipment wholesaling.....	57	1104	05/19	98.312	100.550	102.005	102.693	103.219
Professional and commercial equipment wholesaling.....	57	110401	05/19	98.312	100.550	102.005	102.693	103.219
Furnishings wholesaling.....	57	2	03/09	138.542	138.447	138.469	138.382	138.382
Furnishings wholesaling.....	57	21	03/09	138.542	138.447	138.469	138.382	138.382
Furnishings wholesaling.....	57	2101	03/09	138.542	138.447	138.469	138.382	138.382
Furnishings wholesaling.....	57	210101	03/09	138.542	138.447	138.469	138.382	138.382
Building materials, paint, and hardware wholesaling.....	57	3	03/09	130.505	130.467	128.382	129.466	130.683
Building materials, paint, and hardware wholesaling.....	57	31	03/09	130.505	130.467	128.382	129.466	130.683
Building materials, paint, and hardware wholesaling.....	57	3101	03/09	130.505	130.467	128.382	129.466	130.683
Building materials, paint, and hardware wholesaling.....	57	310101	03/09	130.505	130.467	128.382	129.466	130.683
Metals, minerals, and ores wholesaling.....	57	4	03/09	255.886	245.840	246.231	230.687	233.063
Metals, minerals, and ores wholesaling.....	57	41	03/09	255.886	245.840	246.231	230.687	233.063
Metals, minerals, and ores wholesaling.....	57	4101	03/09	255.886	245.840	246.231	230.687	233.063
Metals, minerals, and ores wholesaling.....	57	410101	03/09	255.886	245.840	246.231	230.687	233.063
Chemicals and allied products wholesaling.....	57	5	03/09	127.814	133.030	131.308	125.001	122.300
Chemicals and allied products wholesaling.....	57	51	03/09	127.814	133.030	131.308	125.001	122.300
Chemicals and allied products wholesaling.....	57	5101	03/09	127.814	133.030	131.308	125.001	122.300
Chemicals and allied products wholesaling.....	57	510101	03/09	127.814	133.030	131.308	125.001	122.300
Paper and plastics products wholesaling.....	57	6	03/09	200.566	204.682	207.027	203.931	204.320
Paper and plastics products wholesaling.....	57	61	03/09	200.566	204.682	207.027	203.931	204.320
Paper and plastics products wholesaling.....	57	6101	03/09	200.566	204.682	207.027	203.931	204.320
Paper and plastics products wholesaling.....	57	610101	03/09	200.566	204.682	207.027	203.931	204.320
Apparel wholesaling.....	57	7	03/09	137.927	138.254	134.279	132.957	129.335
Apparel wholesaling.....	57	71	03/09	137.927	138.254	134.279	132.957	129.335
Apparel wholesaling.....	57	7101	03/09	137.927	138.254	134.279	132.957	129.335
Apparel wholesaling.....	57	710101	03/09	137.927	138.254	134.279	132.957	129.335
Food and alcohol wholesaling.....	57	8	06/09	152.286	154.336	154.815	155.393	155.054
Food and alcohol wholesaling.....	57	81	06/09	152.286	154.336	154.815	155.393	155.054
Food wholesaling.....	57	8101	03/09	148.883	151.264	151.795	152.565	152.063
Food wholesaling.....	57	810101	03/09	148.883	151.264	151.795	152.565	152.063
Alcohol wholesaling.....	57	8102	02/09	165.533	164.756	164.766	163.763	164.754
Alcohol wholesaling.....	57	810201	02/09	165.533	164.756	164.766	163.763	164.754

See footnotes at end of table.

Table 9. Producer price indexes for commodity and service groupings and individual items, not seasonally adjusted — Continued

[February 2025, Index base 1982=100, unless otherwise indicated]

Title	Commodity code		Other index base	Unadjusted index ¹				
	Group code	Item code		Oct. 2024	Nov. 2024 ^P	Dec. 2024 ^P	Jan. 2025 ^P	Feb. 2025 ^P
Other commodities wholesaling.....	57	9	03/09	171.274	171.762	172.449	172.030	173.373
Other commodities wholesaling.....	57	91	03/09	171.274	171.762	172.449	172.030	173.373
Other commodities wholesaling.....	57	9101	03/09	171.274	171.762	172.449	172.030	173.373
Other commodities wholesaling.....	57	910101	03/09	171.274	171.762	172.449	172.030	173.373
Retail trade services.....	58	—	06/09	151.628	149.428	150.748	151.771	150.671
Food and alcohol retailing.....	58	1	03/09	182.159	180.789	180.257	188.642	185.320
Food and alcohol retailing.....	58	11	03/09	182.159	180.789	180.257	188.642	185.320
Food retailing.....	58	1102	09/15	147.812	146.204	145.517	152.936	151.154
Food retailing.....	58	110201	09/15	147.812	146.204	145.517	152.936	151.154
Alcohol retailing.....	58	1103	09/15	122.385	124.432	125.597	127.560	119.863
Alcohol retailing.....	58	110301	09/15	122.385	124.432	125.597	127.560	119.863
Health and beauty care retailing, including optical goods.....	58	2	03/09	152.711	146.918	150.623	158.407	158.721
Health and beauty care retailing, including optical goods.....	58	21	03/09	152.711	146.918	150.623	158.407	158.721
Health and beauty care retailing, including optical goods.....	58	2101	03/09	152.711	146.918	150.623	158.407	158.721
Health and beauty care retailing, including optical goods.....	58	210101	03/09	152.711	146.918	150.623	158.407	158.721
Apparel, jewelry, footwear, and accessories retailing.....	58	3	06/09	131.755	129.418	131.457	123.967	126.211
Apparel, jewelry, footwear, and accessories retailing.....	58	31	06/09	131.755	129.418	131.457	123.967	126.211
Apparel, footwear, and accessories retailing.....	58	3101	03/09	126.372	123.617	125.808	116.535	119.026
Apparel, footwear, and accessories retailing.....	58	310101	03/09	126.372	123.617	125.808	116.535	119.026
Jewelry retailing.....	58	3102	03/09	147.960	149.000	149.612	156.096	156.205
Jewelry retailing.....	58	310201	03/09	147.960	149.000	149.612	156.096	156.205
Computer hardware, software, and supplies retailing.....	58	4	03/09	118.874	113.353	109.964	107.013	107.462
Computer hardware, software, and supplies retailing.....	58	41	03/09	118.874	113.353	109.964	107.013	107.462
Computer hardware, software, and supplies retailing.....	58	4101	03/09	118.874	113.353	109.964	107.013	107.462
Computer hardware, software, and supplies retailing.....	58	410101	03/09	118.874	113.353	109.964	107.013	107.462
TV, video, and photographic equipment and supplies retailing.....	58	5	03/09	51.694	48.127	52.388	57.160	57.012
TV, video, and photographic equipment and supplies retailing.....	58	51	03/09	51.694	48.127	52.388	57.160	57.012
TV, video, and photographic equipment and supplies retailing.....	58	5101	03/09	51.694	48.127	52.388	57.160	57.012
TV, video, and photographic equipment and supplies retailing.....	58	510101	03/09	51.694	48.127	52.388	57.160	57.012
Automobiles and automobile parts retailing.....	58	6	06/09	124.589	123.576	123.502	120.037	116.653
Automobiles and automobile parts retailing.....	58	61	06/09	124.589	123.576	123.502	120.037	116.653
Automobile retailing (Partial).....	58	6101	03/09	114.299	111.358	110.198	107.719	103.851
Automobile retailing (Partial).....	58	610101	03/09	114.299	111.358	110.198	107.719	103.851
Automotive parts, including tires, retailing.....	58	6102	03/09	155.158	158.562	161.001	155.062	152.623
Automotive parts, including tires, retailing.....	58	610201	03/09	155.158	158.562	161.001	155.062	152.623
RVs, trailers, and campers retailing.....	58	8	03/09	121.905	122.628	136.950	140.662	140.560
RVs, trailers, and campers retailing.....	58	81	03/09	121.905	122.628	136.950	140.662	140.560
RVs, trailers, and campers retailing.....	58	8101	03/09	121.905	122.628	136.950	140.662	140.560
RVs, trailers, and campers retailing.....	58	810101	03/09	121.905	122.628	136.950	140.662	140.560
Sporting goods, including boats, retailing.....	58	9	03/09	117.170	112.769	108.983	125.798	123.060
Sporting goods, including boats, retailing.....	58	91	03/09	117.170	112.769	108.983	125.798	123.060
Sporting goods, including boats, retailing.....	58	9101	03/09	117.170	112.769	108.983	125.798	123.060
Sporting goods, including boats, retailing.....	58	910101	03/09	117.170	112.769	108.983	125.798	123.060
Lawn, garden, and farm equipment and supplies retailing.....	58	A	03/09	185.488	189.292	192.178	192.315	191.766
Lawn, garden, and farm equipment and supplies retailing.....	58	A1	03/09	185.488	189.292	192.178	192.315	191.766
Lawn, garden, and farm equipment and supplies retailing.....	58	A101	03/09	185.488	189.292	192.178	192.315	191.766
Lawn, garden, and farm equipment and supplies retailing.....	58	A10101	03/09	185.488	189.292	192.178	192.315	191.766
Furniture retailing.....	58	B	03/09	132.762	129.920	130.162	136.460	130.627
Furniture retailing.....	58	B1	03/09	132.762	129.920	130.162	136.460	130.627
Furniture retailing.....	58	B101	03/09	132.762	129.920	130.162	136.460	130.627
Furniture retailing.....	58	B10101	03/09	132.762	129.920	130.162	136.460	130.627
Flooring and floor coverings retailing.....	58	C	03/09	136.737	132.424	135.050	132.422	133.370
Flooring and floor coverings retailing.....	58	C1	03/09	136.737	132.424	135.050	132.422	133.370
Flooring and floor coverings retailing.....	58	C101	03/09	136.737	132.424	135.050	132.422	133.370
Flooring and floor coverings retailing.....	58	C10101	03/09	136.737	132.424	135.050	132.422	133.370
Hardware and building materials and supplies retailing.....	58	D	03/09	168.921	167.086	170.041	171.502	172.421
Hardware and building materials and supplies retailing.....	58	D1	03/09	168.921	167.086	170.041	171.502	172.421
Hardware and building materials and supplies retailing.....	58	D101	03/09	168.921	167.086	170.041	171.502	172.421
Hardware and building materials and supplies retailing.....	58	D10101	03/09	168.921	167.086	170.041	171.502	172.421

See footnotes at end of table.

Table 9. Producer price indexes for commodity and service groupings and individual items, not seasonally adjusted — Continued

[February 2025, Index base 1982=100, unless otherwise indicated]

Title	Commodity code		Other index base	Unadjusted index ¹				
	Group code	Item code		Oct. 2024	Nov. 2024 ^P	Dec. 2024 ^P	Jan. 2025 ^P	Feb. 2025 ^P
Major household appliance retailing.....	58	E	03/09	134.494	132.263	127.181	129.875	134.562
Major household appliance retailing.....	58	E1	03/09	134.494	132.263	127.181	129.875	134.562
Major household appliance retailing.....	58	E101	03/09	134.494	132.263	127.181	129.875	134.562
Major household appliance retailing.....	58	E10101	03/09	134.494	132.263	127.181	129.875	134.562
Fuels and lubricants retailing.....	58	F	06/09	294.883	308.562	323.731	292.220	289.602
Fuels and lubricants retailing.....	58	F1	06/09	294.883	308.562	323.731	292.220	289.602
Automotive fuels and lubricants retailing.....	58	F101	03/09	386.086	403.722	428.142	380.856	375.117
Automotive fuels and lubricants retailing.....	58	F10101	03/09	386.086	403.722	428.142	380.856	375.117
Household fuels retailing.....	58	F102	03/09	163.302	171.559	168.587	166.178	170.493
Household fuels retailing.....	58	F10201	03/09	163.302	171.559	168.587	166.178	170.493
Cleaning supplies and paper products retailing.....	58	G	03/09	224.944	221.209	218.334	223.249	222.240
Cleaning supplies and paper products retailing.....	58	G1	03/09	224.944	221.209	218.334	223.249	222.240
Cleaning supplies and paper products retailing.....	58	G101	03/09	224.944	221.209	218.334	223.249	222.240
Cleaning supplies and paper products retailing.....	58	G10101	03/09	224.944	221.209	218.334	223.249	222.240
Book retailing.....	58	H	03/09	141.309	140.879	142.202	138.397	137.551
Book retailing.....	58	H1	03/09	141.309	140.879	142.202	138.397	137.551
Book retailing.....	58	H101	03/09	141.309	140.879	142.202	138.397	137.551
Book retailing.....	58	H10101	03/09	141.309	140.879	142.202	138.397	137.551
Other merchandise retailing (partial).....	58	I	03/09	144.070	140.818	139.759	140.750	140.865
Other merchandise retailing (partial).....	58	I1	03/09	144.070	140.818	139.759	140.750	140.865
Other merchandise retailing (partial).....	58	I101	03/09	144.070	140.818	139.759	140.750	140.865
Other merchandise retailing (partial).....	58	I10101	03/09	144.070	140.818	139.759	140.750	140.865
Metal treatment services.....	59	—	12/84	242.936	242.173	242.752	244.067	243.869
Metal treatment services.....	59	1	12/84	242.936	242.173	242.752	244.067	243.869
Metal treatment services.....	59	11	12/84	242.936	242.173	242.752	244.067	243.869
Metal plating and polishing.....	59	1101	12/84	255.615	261.371	262.280	262.868	262.868
Metal plating and polishing.....	59	110111	12/84	255.615	261.371	262.280	262.868	262.868
Metal coating and allied services.....	59	1102	12/84	224.121	220.152	220.776	222.895	221.968
Metal coating and allied services.....	59	110222	12/84	224.121	220.152	220.776	222.895	221.968
Metal heat treating.....	59	1103	06/85	238.611	238.219	238.219	238.219	239.604
Metal heat treating.....	59	110349	06/06	188.738	188.428	188.428	188.428	189.523
Mining services.....	60	—	06/85	265.462	267.203	270.334	270.556	270.379
Mining services.....	60	1	06/85	265.462	267.203	270.334	270.556	270.379
Mining services.....	60	11	06/85	265.462	267.203	270.334	270.556	270.379
Support activities for coal mining.....	60	1102	06/85	228.225	227.774	228.225	232.277	232.277
Support activities for coal mining.....	60	110201	06/85	228.225	227.774	228.225	232.277	232.277
Drilling oil and gas wells services.....	60	1103	12/85	405.693	405.374	405.144	405.144	405.144
Drilling oil and gas wells services.....	60	110301	12/85	405.693	405.374	405.144	405.144	405.144
Support activities for oil and gas operations.....	60	1104	12/85	219.079	221.028	224.672	224.594	224.017
Support activities for oil and gas operations.....	60	110401	12/85	219.079	221.028	224.672	224.594	224.017
Metal and nonmetallic minerals mining services.....	60	1106	05/23	117.345	118.767	119.412	121.659	124.793
Metal and nonmetallic minerals mining services.....	60	110601	05/23	117.345	118.767	119.412	121.659	124.793
Contract work on textile products, apparel, and leather.....	61	—	06/10	146.477	146.505	146.495	146.257	146.257
Contract work on textile products and apparel.....	61	1	06/10	146.781	146.809	146.799	146.538	146.538
Contract work on textile products and apparel.....	61	11	06/10	146.781	146.809	146.799	146.538	146.538
Contract work on textile products.....	61	1102	06/87	238.857	238.952	238.919	238.049	238.049
Commission finishing of broadwoven fabrics.....	61	110201	06/87	265.989	266.099	266.061	265.069	265.069
Commission finishing of cotton broadwoven fabrics.....	61	1102011	06/08	189.417	189.287	189.124	189.200	189.200
Other commission finishing of broadwoven fabrics (excl. cotton & wool).....	61	1102012	06/08	202.816	202.949	202.951	202.014	202.014
Commission knit or knit & finishing of weft & warp knit fabric.....	61	110204	12/94	141.694	141.656	141.656	141.656	141.656
Contract work on apparel.....	61	1103	06/87	171.394	171.394	171.394	171.394	171.394
Contract work on women's, girls' and infants' apparel.....	61	11031	12/11	135.117	135.117	135.117	135.117	—
Contract work on men's and boys' (including unisex) apparel.....	61	11032	12/11	142.339	142.339	142.339	142.339	142.339
Contract work on men's and boys' pants, work apparel, and other outerwear.....	61	110321	06/07	132.969	132.969	132.969	132.969	132.969
Contract work on men's and boys' shirts, tailored suits/coats/jackets, & underwear/nightwear.....	61	110323	06/07	161.642	161.642	161.642	161.642	—
Contract & commission receipts for tanning or finishing leather owned by others.....	61	2	06/11	131.144	131.144	131.144	131.908	131.904
Contract & commission receipts for tanning or finishing leather owned by others.....	61	21	06/11	131.144	131.144	131.144	131.908	131.904

See footnotes at end of table.

Table 9. Producer price indexes for commodity and service groupings and individual items, not seasonally adjusted — Continued

[February 2025, Index base 1982=100, unless otherwise indicated]

Title	Commodity code		Other index base	Unadjusted index ¹				
	Group code	Item code		Oct. 2024	Nov. 2024 ^p	Dec. 2024 ^p	Jan. 2025 ^p	Feb. 2025 ^p
Contract and commission receipts for tanning or finishing leather owned by others.	61	2101	12/97	172.920	172.920	172.920	173.928	173.922
Contract and commission receipts for tanning or finishing leather owned by others.	61	210101	12/97	172.920	172.920	172.920	173.928	173.922
Construction (partial).	80	—	06/09	166.360	166.392	166.618	167.437	167.273
New nonresidential building construction.	80	1	06/09	175.090	175.123	175.380	175.993	175.884
New nonresidential building construction.	80	11	06/09	175.090	175.123	175.380	175.993	175.884
New warehouse building construction.	80	1101	12/04	233.043	233.068	233.772	233.950	234.007
New warehouse building construction.	80	110101	12/04	233.043	233.068	233.772	233.950	234.007
New school building construction.	80	1102	12/05	228.288	228.391	228.493	229.716	230.174
New school building construction.	80	110201	12/05	228.288	228.391	228.493	229.716	230.174
New office building construction.	80	1103	06/06	209.151	209.152	209.366	210.001	209.008
New office building construction.	80	110301	06/06	209.151	209.152	209.366	210.001	209.008
New industrial building construction.	80	1104	06/07	192.178	192.267	192.665	193.329	193.758
New industrial building construction.	80	110401	06/07	192.178	192.267	192.665	193.329	193.758
New health care building construction.	80	1105	06/12	158.015	158.023	158.265	159.020	159.020
New health care building construction.	80	110501	06/12	158.015	158.023	158.265	159.020	159.020
Maintenance and repair of nonresidential buildings (partial).	80	2	04/09	154.186	154.222	154.308	156.684	156.116
Maintenance and repair of nonresidential buildings (partial).	80	21	04/09	154.186	154.222	154.308	156.684	156.116
Maintenance and repair of nonresidential buildings (partial).	80	2101	04/09	154.186	154.222	154.308	156.684	156.116
Maintenance and repair of nonresidential buildings (partial).	80	210101	04/09	154.186	154.222	154.308	156.684	156.116

¹ All indexes are subject to revision for 4 months after their originally scheduled publication to incorporate late reports and corrections by survey respondents.

² Due to incomplete coverage of the services sector, some services indexes in this table reflect only a portion of their wherever-provided output. These indexes are flagged using the term "partial" at the end of their titles. For more information regarding wherever-provided services indexes, go to <https://www.bls.gov/ppi/wepnotice.htm>. This webpage includes methodology documentation, a table identifying missing coverage areas for those indexes with incomplete coverage, and a concordance table between wherever-provided services indexes and Census product codes.

p Preliminary

"-" Data not available.

Table 10. Producer price indexes and percentage changes for net output of selected industries and industry groups, not seasonally adjusted
[February 2025]

Title ¹	Index base	Industry code	Unadjusted index ²					Unadjusted 1-month percent change ²	Unadjusted 12-month percent change ²
			Oct. 2024	Nov. 2024 ^P	Dec. 2024 ^P	Jan. 2025 ^P	Feb. 2025 ^P	Jan. to Feb. ^P	Feb. 2024 to Feb. 2025 ^P
Total mining, utilities, and manufacturing industries.....	12/06	AMUM--	155.700	154.812	155.284	157.212	158.350	0.7	1.5
Total mining industries.....	12/84	OMIN--	214.473	210.446	219.393	238.425	233.619	-2.0	5.9
Oil and gas extraction.....	12/85	211--	179.596	173.922	188.209	214.352	205.931	-3.9	7.0
Mining (except oil & gas).....	12/03	212--	355.938	352.781	345.621	355.496	359.708	1.2	7.2
Mining support activities.....	06/09	213--	125.799	126.621	128.105	128.185	128.325	0.1	0.8
Utilities.....	12/03	221--	182.719	176.835	183.788	186.823	189.756	1.6	5.7
Total manufacturing industries.....	12/84	OMFG--	247.216	246.644	246.103	248.559	250.317	0.7	0.8
Food mfg.....	12/84	311--	260.666	262.259	262.148	262.996	266.417	1.3	5.2
Beverage & tobacco mfg.....	12/03	312--	210.677	213.052	213.252	213.988	215.526	0.7	4.4
Textile mills.....	12/84	313--	167.255	166.974	167.410	167.646	167.826	0.1	-0.1
Textile product mills.....	12/03	314--	161.707	160.770	160.800	162.883	163.152	0.2	2.4
Apparel manufacturing.....	12/03	315--	135.791	136.064	136.069	136.640	136.732	0.1	5.7
Leather and allied product manufacturing.....	12/84	316--	205.940	206.547	206.769	206.893	207.347	0.2	1.1
Wood product manufacturing.....	12/03	321--	181.585	182.972	183.867	183.162	183.644	0.3	0.4
Paper manufacturing.....	12/03	322--	186.669	186.718	186.488	186.825	187.344	0.3	3.1
Printing and related support activities.....	12/03	323--	167.742	167.740	167.817	168.630	169.211	0.3	2.5
Petroleum and coal products manufacturing.....	12/84	324--	311.004	300.309	293.475	310.328	317.343	2.3	-10.0
Chemical mfg.....	12/84	325--	352.950	351.939	351.796	353.364	355.483	0.6	1.6
Plastics and rubber products mfg.....	12/84	326--	252.520	252.135	252.070	252.749	252.063	-0.3	0.7
Nonmetallic mineral product mfg.....	12/84	327--	299.721	300.828	300.601	303.140	304.112	0.3	2.6
Primary metal mfg.....	12/84	331--	272.925	275.565	270.629	268.600	274.328	2.1	-6.9
Fabricated metal product mfg.....	12/84	332--	285.730	285.631	285.808	286.621	287.723	0.4	2.2
Machinery mfg.....	12/03	333--	185.121	185.297	185.428	186.485	186.777	0.2	2.2
Computer & electronic product mfg.....	12/03	334--	102.619	103.075	103.544	104.416	104.486	0.1	2.9
Electrical equipment, appliance & component mfg.....	12/03	335--	201.739	201.956	202.105	202.415	203.711	0.6	2.1
Transportation equipment mfg.....	12/03	336--	143.063	143.271	143.529	143.817	144.130	0.2	1.6
Furniture & related product mfg.....	12/84	337--	274.671	274.962	275.139	275.721	277.331	0.6	2.4
Miscellaneous mfg.....	12/03	339--	150.905	150.822	151.086	152.304	152.498	0.1	3.3
Material recyclers.....	12/86	429930	405.145	401.311	391.017	406.948	441.738	8.5	2.0
Total trade industries.....	12/06	ATRADE	178.444	177.412	177.740	178.724	178.926	0.1	2.4
Total wholesale trade industries.....	12/06	AWHLTR	197.323	196.021	196.347	198.371	199.078	0.4	3.8
Merchant wholesalers, durable goods.....	06/04	423--	211.357	204.125	205.773	212.907	214.904	0.9	4.1
Merchant wholesalers, nondurable goods.....	06/05	424--	215.992	220.505	219.496	216.741	216.279	-0.2	3.5
Total retail trade industries.....	12/06	ARETTR	158.556	157.824	158.163	157.913	157.505	-0.3	0.3
Motor vehicle and parts dealers.....	12/03	441--	159.790	159.333	160.279	158.767	155.789	-1.9	-2.5
Bldg material and garden equip and supp dealers.....	12/03	444--	212.688	210.649	212.271	213.349	215.885	1.2	3.2
Food and beverage stores.....	12/99	445--	267.658	267.655	266.891	280.076	279.527	-0.2	4.8
Furniture, home furnishings, electronics, and appliance retailers.....	12/22	449--	101.445	98.890	98.608	97.111	97.548	0.5	-7.8
General merchandise retailers.....	12/03	455--	160.272	156.434	158.414	162.266	160.949	-0.8	3.5
Health and personal care retailers.....	12/03	456--	141.621	141.436	140.587	141.297	141.559	0.2	-2.1
Gasoline stations and fuel dealers.....	12/22	457--	97.040	100.054	104.210	95.321	96.926	1.7	8.9
Clothing and clothing accessories retailers.....	12/03	458--	155.122	155.286	153.562	142.529	145.249	1.9	-8.2
Sporting goods and hobby retailers.....	12/03	4591--	143.205	140.903	129.698	136.690	130.317	-4.7	5.2
Book retailers and news dealers.....	12/03	4592--	134.987	136.542	136.049	135.062	135.062	0.0	-0.2
Office supplies, stationary, and gift retailers.....	12/03	4594--	160.504	160.782	160.782	160.141	160.141	0.0	0.6
Transportation and warehousing industries.....	12/06	ATRNRW	169.359	167.459	171.736	174.539	174.163	-0.2	3.0
Transportation industries.....	12/06	ATRANS	158.922	156.480	161.143	163.453	163.026	-0.3	2.1
Air transportation.....	12/92	481--	269.615	260.248	278.600	274.829	271.208	-1.3	1.8
Rail transportation.....	12/96	482--	237.321	237.085	237.287	240.529	240.621	0.0	2.9
Water transportation.....	12/03	483--	201.113	198.722	197.925	197.221	201.182	2.0	1.2
Truck transportation.....	12/03	484--	180.186	177.704	182.528	188.590	188.553	0.0	2.1
Pipeline transportation.....	05/22	486--	110.882	111.256	112.032	111.717	111.600	-0.1	2.4
Transportation support activities.....	12/03	488--	148.899	148.349	148.350	149.045	149.224	0.1	2.7
Delivery and warehouse industries.....	12/06	ADLVWR	221.024	222.467	224.032	229.869	229.819	0.0	6.5
U.S. Postal Service.....	06/89	491--	322.549	322.549	322.549	322.549	323.074	0.2	7.2
Couriers and messengers.....	12/03	492--	323.443	327.507	331.971	345.289	342.883	-0.7	5.8
Warehousing and storage.....	12/06	493--	151.111	151.377	151.593	156.773	159.278	1.6	7.0
Services less trade, transportation, and warehousing ³	12/06	ATTDSV	147.374	147.188	147.285	148.188	148.308	0.1	3.0
Information.....	12/06	AINFO-	116.613	116.511	116.211	117.084	117.176	0.1	4.2
Publishing industries.....	12/22	513--	112.630	112.463	111.981	112.917	113.302	0.3	6.7
Broadcasting, except internet.....	12/03	516--	116.659	113.771	111.939	106.299	102.362	-3.7	-12.6

See footnotes at end of table.

Table 10. Producer price indexes and percentage changes for net output of selected industries and industry groups, not seasonally adjusted — Continued
[February 2025]

Title ¹	Index base	Industry code	Unadjusted index ²					Unadjusted 1-month percent change ²	Unadjusted 12-month percent change ²
			Oct. 2024	Nov. 2024 ^p	Dec. 2024 ^p	Jan. 2025 ^p	Feb. 2025 ^p	Jan. to Feb. ^p	Feb. 2024 to Feb. 2025 ^p
Information - Continued									
Telecommunications.....	12/03	517--	112.579	112.888	112.852	113.956	114.660	0.6	4.5
Data processing and related services.....	12/03	5182--	115.901	115.670	115.622	117.034	115.822	-1.0	0.0
Selected health care industries.....									
Offices of physicians.....	12/06	ASHC--	146.028	146.070	146.210	146.606	147.106	0.3	2.6
Offices of dentists.....	12/96	6211--	147.917	147.894	148.148	148.099	148.098	0.0	1.8
Medical and diagnostic laboratories.....	06/10	6212--	137.640	137.640	137.623	139.572	139.693	0.1	4.2
Home health care services.....	12/03	6215--	104.211	104.211	104.215	104.457	104.459	0.0	0.6
Blood and organ banks.....	12/96	6216--	168.615	168.001	168.001	168.633	168.968	0.2	2.6
Hospitals.....	06/06	621991	138.502	138.896	138.756	141.697	141.974	0.2	3.8
Nursing care facilities.....	12/92	622--	238.753	238.941	238.986	239.426	240.820	0.6	2.5
Residential developmental disability homes.....	12/03	6231--	185.093	185.277	186.566	187.742	187.568	-0.1	2.5
Residential developmental disability homes.....	12/03	62321-	262.994	262.932	263.111	264.020	266.366	0.9	12.8
Other selected services less trade, transportation, and warehousing industries.....									
Depository credit intermediation.....	12/06	ASTDSV	155.274	154.959	155.159	156.316	156.251	0.0	2.9
Security, commodity contracts and like activity.....	12/03	5221--	141.049	141.680	139.142	139.723	137.770	-1.4	-4.2
Insurance carriers and related activities.....	12/03	523--	287.812	287.020	290.690	289.338	289.587	0.1	6.4
Lessors of nonres bldg (exc miniwarehouse).....	12/03	524--	159.741	159.817	159.774	160.724	161.043	0.2	3.2
Lessors of miniwarehouse and self storage units.....	12/03	53112-	145.338	141.937	146.205	146.273	140.131	-4.2	-0.3
Offices of real estate agents and brokers.....	12/03	53113-	187.013	187.514	184.259	184.242	184.188	0.0	-6.5
Real estate property managers.....	12/03	5312--	196.555	196.377	196.420	196.254	196.133	-0.1	3.5
Offices of real estate appraisers.....	12/03	53131-	134.835	133.453	133.247	134.067	133.789	-0.2	-0.1
Automotive equipment rental and leasing.....	12/03	531320	113.850	113.821	113.821	115.188	114.915	-0.2	1.8
Other heavy machinery rental and leasing.....	06/01	5321--	155.560	149.357	151.906	148.598	147.822	-0.5	3.2
Legal services.....	12/03	532412	139.987	140.072	139.662	139.562	139.525	0.0	0.7
Offices of certified public accountants.....	12/96	5411--	295.582	294.924	296.175	307.140	310.094	1.0	7.5
Other accounting services.....	12/03	541211	144.358	143.160	145.331	146.749	147.479	0.5	-1.5
Architectural, engineering and related services.....	12/03	541219	165.579	165.167	168.262	167.262	167.262	0.0	2.7
Management and technical consulting services.....	12/96	5413--	193.284	193.320	193.316	195.627	195.943	0.2	1.7
Advertising agencies.....	06/06	5416--	131.913	134.112	133.169	133.842	134.284	0.3	2.2
Employment services.....	12/03	54181-	126.007	126.096	126.150	126.231	126.426	0.2	1.8
Travel agencies.....	12/96	5613--	163.071	163.073	163.256	163.957	163.940	0.0	1.5
Security guards and patrol services.....	12/03	56151-	106.642	106.718	106.301	106.286	106.549	0.2	-0.3
Janitorial services.....	12/04	561612	174.077	173.910	174.180	175.962	177.319	0.8	3.1
Waste collection.....	12/03	56172-	143.417	143.360	143.339	144.330	144.536	0.1	4.9
Amusement and theme parks.....	12/03	5621--	194.128	196.711	194.444	194.665	196.217	0.8	6.4
Golf courses and country clubs.....	06/06	71311-	220.150	217.073	222.988	222.343	225.836	1.6	2.1
Fitness and recreational sports centers.....	12/05	71391-	166.688	169.685	171.584	174.038	174.384	0.2	4.2
Accommodation.....	12/04	71394-	120.415	120.326	120.326	126.082	127.041	0.8	6.1
Commercial machinery repair and maintenance.....	12/96	721--	202.354	196.518	194.345	201.575	204.914	1.7	7.4
Commercial machinery repair and maintenance.....	06/06	8113--	207.642	207.990	209.142	212.676	212.675	0.0	8.5

¹ Indexes in this table are derived from the net-output-weighted industry price indexes. Because of differences in coverage and aggregation methodology, they will generally not match the movements of similarly titled indexes which are derived from traditional commodity groupings.

² All indexes are subject to revision for 4 months after their originally scheduled publication to incorporate late reports and corrections by survey respondents.

³ Formerly titled "Total traditional service industries."

p Preliminary

-- Data not available.

Table 11. Producer price indexes for net output of selected industries and their products, not seasonally adjusted
 [February 2025]

Title ¹	Industry code	Product code	Index base	Unadjusted index ²				
				Oct. 2024	Nov. 2024 ^P	Dec. 2024 ^P	Jan. 2025 ^P	Feb. 2025 ^P
Logging.....	1133		12/81	205.220	205.114	205.241	205.261	206.458
Logging.....	11331		12/81	205.220	205.114	205.241	205.261	206.458
Logging.....	113310		12/81	205.344	205.237	205.364	205.385	206.582
Primary products.....		113310-P	12/81	213.438	213.328	213.460	213.481	214.726
Secondary products and miscellaneous receipts.....		113310-SM						
Mining								
Total mining industries.....			12/84	214.473	210.446	219.393	238.425	233.619
Oil and gas extraction.....	211		12/85	179.596	173.922	188.209	214.352	205.931
Oil and gas extraction.....	2111		12/85	179.596	173.922	188.209	214.352	205.940
Crude petroleum extraction.....	211120		01/25	–	–	–	100.000	96.732
Primary products.....		211120-P	01/25	–	–	–	100.000	96.445
Extraction of crude petroleum, including lease condensate.....		211120-1	06/84	211.101	204.345	204.584	229.714	221.547
Secondary products and miscellaneous receipts.....		211120-SM						
Natural gas extraction.....	211130		01/25	–	–	–	100.000	95.611
Primary products.....		211130-P	01/25	–	–	–	100.000	93.573
Natural gas (from the wellhead).....		211130-1	06/84	68.438	63.981	95.411	112.724	109.540
Natural gas liquids.....		211130-2	06/84	170.386	167.669	163.737	187.051	179.759
Isopentane and natural gasoline.....		211130-21	06/84	253.873	249.840	248.121	265.943	257.765
Propane.....		211130-22	06/84	168.905	174.897	170.733	213.260	212.868
Butane.....		211130-23	06/84	205.923	199.754	198.913	217.394	190.302
Plant condensate, ethane, gas mixtures, and other natural gas liquids.....		211130-24	06/96	144.926	140.154	134.929	153.854	149.295
Residue gas shipped from natural gas liquids plants.....		211130-3	06/84	79.066	88.227	128.290	152.455	–
Secondary products and miscellaneous receipts.....		211130-SM						
Mining (except oil & gas).....	212		12/03	355.938	352.781	345.621	355.496	359.708
Coal mining.....	2121		12/85	300.574	300.717	291.123	290.465	289.581
Coal mining.....	21211		12/01	323.829	323.984	313.647	312.939	311.986
Coal mining.....	212110		12/22	104.715	104.765	101.425	101.196	100.889
Primary products.....		212110-P	12/22	104.625	104.675	101.319	101.089	100.780
Coal, utility sold.....		212110-1	12/22	108.100	108.213	104.116	104.039	103.407
Bituminous coal and lignite surface mining (utility sold).....		212110-11	12/01	194.410	204.940	208.079	204.739	207.507
Raw bituminous and lignite from surface mining operations (utility sold).....		212110-111	12/01	193.278	189.138	188.684	188.011	188.449
Processed bituminous coal and lignite surface operations (utility sold).....		212110-113	12/01	195.598	210.546	214.770	210.620	214.095
Bituminous coal underground mining (utility sold).....		212110-12	12/01	505.891	494.903	464.015	467.227	459.915
Raw bituminous coal shipped from underground mining operations (utility sold).....		212110-121	12/22	111.557	115.781	113.549	113.352	111.652
Processed bituminous coal shipped from underground mines (utility sold).....		212110-123	12/01	579.282	562.026	523.436	527.750	519.439
Coal exports.....		212110-4	12/22	80.262	79.838	79.873	77.616	79.627
Coal non-utility sold (including anthracite).....		212110-5	12/79	456.403	456.837	455.834	461.633	460.119
Secondary products and miscellaneous receipts.....		212110-SM						
Metal ore mining.....	2122		12/84	503.259	489.047	472.628	501.824	512.518
Iron ore mining.....	21221		12/84	194.305	195.503	196.103	196.667	196.667
Iron ore mining.....	212210		12/84	194.305	195.503	196.103	196.667	196.667
Primary products.....		212210-P	12/84	198.967	200.195	200.809	201.386	201.386
Iron ore (including crude, concentrates, agglomerates and pellets).....		212210-0	12/97	206.272	207.545	208.181	208.780	208.780
Copper, nickel, lead & zinc mining.....	21223		06/88	493.427	460.912	423.743	475.492	–
Copper, nickel, lead and zinc mining.....	212230		06/88	508.264	474.767	436.470	489.792	–
Primary products.....		212230-P	12/03	433.211	402.927	366.062	418.346	–
Secondary products and miscellaneous receipts.....		212230-SM						
Nonmetallic mineral mining & quarrying.....	2123		12/84	399.803	400.128	400.569	410.679	416.522
Stone mining & quarrying.....	21231		12/84	458.456	458.622	459.404	473.343	485.884
Dimension stone mining and quarrying.....	212311		06/85	387.698	387.698	387.698	411.188	435.134
Primary products.....		212311-P	06/85	375.220	375.220	375.220	397.879	421.784
Dimension stone.....		212311-0	06/85	375.220	375.220	375.220	397.879	421.784
Secondary products and miscellaneous receipts.....		212311-SM						
Crushed and broken limestone mining.....	212312		12/83	471.688	472.005	473.232	485.055	492.500
Primary products.....		212312-P	12/83	479.938	480.273	481.569	493.931	501.706
Crushed and broken limestone.....		212312-0	12/83	479.938	480.273	481.569	493.931	501.706
Secondary products and miscellaneous receipts.....		212312-SM						
Crushed and broken granite mining.....	212313		12/83	571.416	571.154	571.234	586.913	640.930
Primary products.....		212313-P	12/83	571.056	570.794	570.873	586.552	640.569
Crushed and broken granite.....		212313-0	12/83	571.056	570.794	570.873	586.552	640.569

See footnotes at end of table.

Table 11. Producer price indexes for net output of selected industries and their products, not seasonally adjusted — Continued
[February 2025]

Title ¹	Industry code	Product code	Index base	Unadjusted index ²				
				Oct. 2024	Nov. 2024 ^P	Dec. 2024 ^P	Jan. 2025 ^P	Feb. 2025 ^P
Crushed and broken granite mining - Continued								
Secondary products and miscellaneous receipts.....		212313-SM						
Other crushed and broken stone mining.....	212319		12/83	392.495	392.495	392.495	411.671	411.671
Primary products.....		212319-P	12/83	403.381	403.381	403.381	424.010	424.010
Bituminous limestone and sandstone, and other crushed and broken stone.....		212319-0	12/83	403.381	403.381	403.381	424.010	424.010
Secondary products and miscellaneous receipts.....		212319-SM						
Sand/gravel/clay/refractory minerals mining.....	21232		12/03	266.276	266.201	266.225	272.064	272.758
Construction sand and gravel mining.....	212321		06/82	545.028	544.609	544.618	556.126	557.315
Primary products.....		212321-P	06/82	556.413	556.053	556.001	568.251	569.429
Construction sand and gravel (run of pit/bank, washed, screened, etc).....		212321-0	06/82	556.413	556.053	556.001	568.251	569.429
Construction sand and gravel, Midwest.....		212321-02	12/12	211.153	210.295	210.533	215.736	215.755
Construction sand and gravel, West.....		212321-04	12/12	193.986	194.276	194.089	199.387	200.201
Secondary products and miscellaneous receipts.....		212321-SM						
Miscellaneous receipts.....		212321-M	06/82	494.839	494.839	494.839	505.392	505.392
Kaolin, clay, and ceramic and refractory minerals mining.....	212323		12/22	115.033	115.241	115.287	118.212	118.719
Primary products.....		212323-P	12/22	115.034	115.243	115.288	118.214	118.721
Bentonite.....		212323-2	06/84	236.857	236.857	236.857	239.489	-
Other clay, ceramic, and refractory minerals, incl misc shale, fuller's earth, and feldspar.....		212323-6	01/25	-	-	-	100.000	101.865
Secondary and miscellaneous.....		212323-SM						
Other nonmetallic mineral mining & quarrying.....	21239		12/84	263.086	264.422	264.818	268.986	268.986
Other nonmetallic mineral mining and quarrying.....	212390		12/22	89.970	90.427	90.562	91.987	91.987
Primary products.....		212390-P	12/22	89.969	90.426	90.562	91.987	91.987
Rock salt.....		212390-5	12/84	428.407	437.745	437.745	437.745	-
All other nonmetallic minerals, including gypsum.....		212390-9	06/85	385.021	387.194	387.194	414.696	414.696
Secondary and miscellaneous.....		212390-SM						
Mining support activities.....	213		06/09	125.799	126.621	128.105	128.185	128.325
Mining support activities.....	2131		06/09	125.799	126.621	128.105	128.185	128.325
Mining support activities.....	21311		06/09	125.799	126.621	128.105	128.185	128.325
Drilling oil and gas wells.....	213111		12/85	403.001	402.738	402.552	402.552	402.552
Primary services.....		213111-P	12/85	400.263	400.003	399.817	399.817	399.817
Oil and gas well directional drilling control.....		213111-03	12/03	139.745	139.745	137.010	137.010	137.010
Drilling oil and gas wells, including drilling in, spudding in or tailing in.....		213111-04	12/85	396.197	396.197	396.197	396.197	396.197
Reworking oil and gas wells.....		213111-05	12/92	377.055	374.261	378.139	378.139	378.139
Support activities for oil and gas operations.....	213112		12/85	215.588	217.488	221.058	220.931	220.925
Primary services.....		213112-P	12/85	217.912	219.921	223.683	223.529	223.523
Oil and gas field support services.....		213112-0	12/85	217.912	219.921	223.683	223.529	223.523
Secondary products and miscellaneous receipts.....		213112-SM						
Support activities for coal mining.....	213113		06/85	226.210	225.762	226.210	230.226	230.226
Primary services.....		213113-P	06/85	228.165	227.714	228.165	232.216	232.216
Coal mining services.....		213113-0	06/85	228.165	227.714	228.165	232.216	232.216
Support activities for metal and nonmetallic minerals mining.....	213118		05/23	117.365	118.794	119.442	121.700	124.850
Primary services.....		213118-P	05/23	117.365	118.794	119.442	121.700	124.850
Support activities for metal and nonmetallic minerals mining.....		213118-1	05/23	117.365	118.794	119.442	121.700	124.850
Utilities.....	221		12/03	182.719	176.835	183.788	186.823	189.756
Electric power generation, transmission, and distribution.....	2211		12/03	181.307	173.014	180.391	182.601	185.867
Electric power generation.....	22111		12/03	160.917	142.308	161.006	161.873	165.823
Electric power generation.....	221110		12/03	160.864	142.255	160.950	161.818	165.769
Primary products.....		221110-P	12/03	165.063	145.646	165.028	165.937	170.072
Utilities.....		221110-4	12/03	167.085	154.685	165.563	179.496	173.387
Non-utilities.....		221110-5	12/03	151.539	127.060	152.872	141.769	155.008
Secondary products and miscellaneous receipts.....		221110-SM						
Electric power transmission, control, and distribution.....	22112		12/03	187.697	183.766	186.372	189.112	192.058
Electric bulk power transmission and control.....	221121		12/03	213.847	213.587	211.223	215.031	216.078
Primary products.....		221121-P	12/03	214.332	214.071	211.702	215.519	216.568
Electric bulk power transmission and control.....		221121-3	12/03	214.332	214.071	211.702	215.519	216.568
Electric power distribution.....	221122		12/03	186.855	182.778	185.583	188.284	191.306
Primary products.....		221122-P	12/90	231.564	227.295	226.986	230.993	234.320
Residential electric power.....		221122-41	12/90	227.982	226.436	226.219	229.968	230.063
New England residential electric power.....		221122-411	12/90	218.968	219.212	213.445	228.064	228.296
Middle Atlantic residential electric power.....		221122-412	12/90	196.912	194.859	200.412	205.370	206.150
East North Central residential electric power.....		221122-413	12/90	223.231	221.829	224.283	229.569	228.760

See footnotes at end of table.

Table 11. Producer price indexes for net output of selected industries and their products, not seasonally adjusted — Continued
 [February 2025]

Title ¹	Industry code	Product code	Index base	Unadjusted index ²				
				Oct. 2024	Nov. 2024 ^P	Dec. 2024 ^P	Jan. 2025 ^P	Feb. 2025 ^P
Electric power distribution - Continued								
West North Central residential electric power.....		221122-414	12/90	160.460	159.850	155.793	158.609	159.185
South Atlantic residential electric power.....		221122-415	12/90	217.427	216.233	217.152	216.603	217.023
East South Central residential electric power.....		221122-416	12/90	234.587	239.930	242.623	247.133	247.408
West South Central residential electric power.....		221122-417	12/90	234.059	226.505	218.702	222.582	220.351
Mountain residential electric power.....		221122-418	12/90	189.230	183.401	182.667	182.782	183.082
Pacific residential electric power.....		221122-419	12/90	328.880	331.459	331.321	337.380	338.955
Commercial electric power.....		221122-42	12/90	225.382	219.411	218.394	222.798	229.542
New England commercial electric power.....		221122-421	12/90	242.847	242.956	235.819	257.794	288.653
Middle Atlantic commercial electric power.....		221122-422	12/90	195.456	195.375	196.508	207.385	225.464
East North Central commercial electric power.....		221122-423	12/90	202.305	199.843	201.468	211.001	213.225
West North Central commercial electric power.....		221122-424	12/90	157.403	157.873	152.006	154.423	155.904
South Atlantic commercial electric power.....		221122-425	12/90	174.409	173.807	173.899	173.495	178.761
East South Central commercial electric power.....		221122-426	12/90	205.156	206.379	210.964	211.187	210.868
West South Central commercial electric power.....		221122-427	12/90	231.854	224.172	215.689	219.239	216.389
Mountain commercial electric power.....		221122-428	12/90	166.082	163.166	161.417	161.502	162.124
Pacific commercial electric power.....		221122-429	12/90	397.561	359.792	360.520	358.179	363.298
Industrial electric power.....		221122-43	12/90	253.604	245.394	246.548	250.259	254.834
New England industrial electric power.....		221122-431	12/90	152.441	161.847	172.471	192.644	185.778
Middle Atlantic industrial electric power.....		221122-432	12/90	209.486	205.711	206.944	222.485	228.714
East North Central industrial electric power.....		221122-433	12/90	390.445	371.835	378.796	375.430	377.748
West North Central industrial electric power.....		221122-434	12/90	182.711	172.305	174.003	180.253	182.276
South Atlantic industrial electric power.....		221122-435	12/90	177.514	177.162	177.400	177.107	177.955
East South Central industrial electric power.....		221122-436	12/90	194.032	191.558	196.978	196.901	197.211
West South Central industrial electric power.....		221122-437	12/90	261.637	260.798	254.897	275.574	274.024
Mountain industrial electric power.....		221122-438	12/90	186.082	192.991	188.557	181.254	209.468
Pacific industrial electric power.....		221122-439	12/90	326.379	288.799	288.830	281.667	286.346
Transportation electric power.....		221122-45	12/10	127.140	126.308	126.931	130.307	130.588
Secondary products and miscellaneous receipts.....		221122-SM						
Miscellaneous receipts.....		221122-M	12/90	189.627	189.626	189.627	190.068	190.068
Natural gas distribution.....	2212		12/03	165.954	169.752	174.287	180.036	181.370
Natural gas distribution.....	22121		12/03	165.954	169.752	174.287	180.036	181.370
Natural gas distribution.....	221210		12/03	165.954	169.752	174.233	179.980	181.313
Primary products.....		221210-P	12/90	273.454	280.332	288.112	296.688	299.271
Natural gas to ultimate consumers.....		221210-11	12/90	259.871	267.596	276.680	286.123	287.201
Residential natural gas.....		221210-112	12/90	273.157	281.682	285.737	296.838	299.919
New England residential natural gas.....		221210-1121	06/12	144.286	192.126	191.060	192.389	194.918
Middle Atlantic residential natural gas.....		221210-1122	06/12	157.609	158.507	161.043	176.671	176.602
East North Central residential natural gas.....		221210-1123	06/12	137.260	142.360	145.243	146.026	146.966
West North Central residential natural gas.....		221210-1124	06/12	136.504	136.118	145.287	149.650	146.438
South Atlantic residential natural gas.....		221210-1125	06/12	139.532	139.543	137.644	139.554	139.561
East South Central residential natural gas.....		221210-1126	06/12	99.834	105.449	108.033	110.910	111.104
West South Central residential natural gas.....		221210-1127	06/12	194.678	202.771	209.614	221.349	229.346
Mountain residential natural gas.....		221210-1128	06/12	158.008	156.831	156.927	156.316	155.332
Pacific residential natural gas.....		221210-1129	06/12	175.570	177.502	178.548	184.570	193.456
Commercial natural gas.....		221210-113	12/90	248.842	264.839	272.981	283.278	287.333
New England commercial natural gas.....		221210-1131	06/12	134.581	185.800	185.101	190.685	196.568
Middle Atlantic commercial natural gas.....		221210-1132	06/12	134.550	136.417	142.007	153.887	153.549
East North Central commercial natural gas.....		221210-1133	06/12	137.224	145.796	151.622	154.228	154.801
West North Central commercial natural gas.....		221210-1134	06/12	144.722	144.004	161.919	167.777	164.753
South Atlantic commercial natural gas.....		221210-1135	06/12	121.576	120.536	118.423	123.086	127.208
East South Central commercial natural gas.....		221210-1136	06/12	109.077	125.482	129.408	131.572	130.698
West South Central commercial natural gas.....		221210-1137	06/12	194.137	203.974	208.599	218.739	227.715
Mountain commercial natural gas.....		221210-1138	06/12	149.258	147.191	147.316	145.634	145.490
Pacific commercial natural gas.....		221210-1139	06/12	169.691	187.927	194.149	199.006	207.893
Industrial natural gas.....		221210-114	12/90	194.355	207.339	216.255	220.714	218.588
New England industrial natural gas.....		221210-1141	09/16	133.276	187.427	187.440	188.201	194.956
Middle Atlantic industrial natural gas.....		221210-1142	09/16	144.006	146.529	152.489	169.567	170.003
East North Central industrial natural gas.....		221210-1143	06/12	110.954	123.106	136.062	135.602	132.221
West North Central industrial natural gas.....		221210-1144	06/12	158.474	159.018	177.134	190.538	182.399
South Atlantic industrial natural gas.....		221210-1145	09/16	151.678	154.497	156.167	152.491	154.990
East South Central industrial natural gas.....		221210-1146	09/16	108.897	122.347	122.739	123.332	120.819
West South Central industrial natural gas.....		221210-1147	09/16	133.021	138.648	146.100	148.035	146.009
Mountain industrial natural gas.....		221210-1148	09/16	137.617	135.840	135.235	134.175	129.178
Pacific industrial natural gas.....		221210-1149	09/16	138.218	152.653	150.567	154.256	156.300
To electric power.....		221210-115	12/90	221.352	223.199	236.826	243.531	241.665
Delivered to ultimate consumers for the account of others (transportation only)....		221210-12	12/90	321.487	322.521	321.652	324.069	335.263
Industrial consumer.....		221210-122	12/90	319.592	320.475	316.219	308.459	323.951

See footnotes at end of table.

Table 11. Producer price indexes for net output of selected industries and their products, not seasonally adjusted — Continued
 [February 2025]

Title ¹	Industry code	Product code	Index base	Unadjusted index ²				
				Oct. 2024	Nov. 2024 ^P	Dec. 2024 ^P	Jan. 2025 ^P	Feb. 2025 ^P
Natural gas distribution - Continued								
Other consumers.....		221210-123	12/90	645.586	647.866	650.849	669.867	686.262
Secondary products and miscellaneous receipts.....		221210-SM						
Miscellaneous receipts.....		221210-M	12/90	190.994	191.386	192.041	192.391	192.230
Construction industries								
New industrial building construction.....	236211		06/07	191.701	191.789	192.185	192.847	193.275
Primary products.....		236211-P	06/07	191.701	191.789	192.185	192.847	193.275
New warehouse building construction.....	236221		12/04	233.377	233.402	234.110	234.290	234.350
Primary products.....		236221-P	12/04	233.377	233.402	234.110	234.290	234.350
New school building construction.....	236222		12/05	228.289	228.391	228.493	229.714	230.171
Primary products.....		236222-P	12/05	228.289	228.391	228.493	229.714	230.171
New office building construction.....	236223		06/06	210.003	210.005	210.218	210.845	209.920
Primary products.....		236223-P	06/06	210.003	210.005	210.218	210.845	209.920
New health care building construction.....	236224		06/12	158.124	158.133	158.340	159.115	159.115
Primary products.....		236224-P	06/12	158.124	158.133	158.340	159.115	159.115
Concrete contractors, nonresidential building work.....	23811X		12/07	180.740	180.739	180.656	180.797	181.283
Primary products.....		23811X-P	12/07	180.740	180.739	180.656	180.797	181.283
Roofing contractors, nonresidential building work.....	23816X		12/07	212.288	212.920	212.878	216.454	215.310
Primary products.....		23816X-P	12/07	212.288	212.920	212.878	216.454	215.310
Electrical contractors, nonresidential building work.....	23821X		12/07	170.659	170.481	170.522	171.112	170.940
Primary products.....		23821X-P	12/07	170.659	170.481	170.522	171.112	170.940
Plumbing, heating and air-conditioning contractors, nonresidential building work.....	23822X		12/07	176.176	176.142	176.417	177.999	177.896
Primary products.....		23822X-P	12/07	176.176	176.142	176.417	177.999	177.896
Manufacturing								
Total manufacturing industries.....			12/84	247.216	246.644	246.103	248.559	250.317
Food mfg.....	311		12/84	260.666	262.259	262.148	262.996	266.417
Animal food mfg.....	3111		12/03	207.287	206.837	207.943	209.139	211.075
Animal food mfg.....	31111		12/03	208.480	208.027	209.140	210.343	212.290
Dog and cat food manufacturing.....	311111		12/85	298.891	298.919	298.919	299.614	300.791
Primary products.....		311111-P	12/85	306.584	306.613	306.613	307.327	308.538
Dog food.....		311111-1	12/85	319.545	319.588	319.588	319.588	320.759
Canned dog food.....		311111-11	12/98	255.062	255.240	255.240	255.240	255.240
Dry and semi moist dog food.....		311111-14	12/11	144.984	144.984	144.984	144.984	145.643
Cat food.....		311111-4	12/85	287.778	287.778	287.778	289.961	291.283
Canned cat food.....		311111-44	12/11	167.111	167.111	167.111	167.111	167.111
Dry and semi moist cat food.....		311111-45	12/98	240.126	240.126	240.126	242.404	243.783
Secondary products and miscellaneous receipts.....		311111-SM						
Miscellaneous receipts.....		311111-M1	12/10	140.857	140.857	140.857	140.857	140.857
Other animal food manufacturing.....	311119		12/80	218.789	217.911	220.023	221.896	224.895
Primary products.....		311119-P	12/80	212.449	211.553	213.716	215.625	218.682
Complete swine feed, supplements, concentrates, and premixes.....		311119-B	12/11	131.261	131.388	132.499	133.221	142.800
Complete beef cattle feed, supplements, concentrates, and premixes.....		311119-H	12/11	115.210	114.993	116.481	116.463	116.259
Poultry, exc. chicken and turkey, and livestock, exc. cattle and swine, feed.....		311119-N	12/80	348.970	349.017	349.113	349.125	348.661
Pet (excluding dog and cat), laboratory, and fur animal feed.....		311119-R	06/91	227.716	227.258	223.674	224.045	223.588
Chicken and turkey feed, supplements, concentrates, and premixes.....		311119-1	12/80	159.066	157.198	158.225	159.456	160.131
Complete dairy cattle feed, supplements, concentrates, and premixes.....		311119-5	12/11	121.197	121.257	124.936	127.552	128.953
Other prepared animal feeds, including feeding materials and adjuncts.....		311119-9	12/80	263.293	261.481	263.139	268.717	271.501
Secondary products and miscellaneous receipts.....		311119-SM						
Miscellaneous receipts.....		311119-M	12/80	281.251	281.251	281.251	281.251	281.251
Secondary products.....		311119-S	12/80	376.778	376.778	376.463	376.580	376.698
Grain & oilseed milling.....	3112		12/03	178.412	178.840	177.594	175.581	175.289
Flour milling & malt mfg.....	31121		12/03	197.049	196.317	196.711	195.927	194.525
Flour milling.....	311211		06/83	221.342	220.323	221.962	222.577	220.919
Primary products.....		311211-P	06/83	225.856	224.779	226.505	227.099	225.340
Prepared flour mixes, including refrigerated and frozen doughs and batters, made in flour mills.....		311211-A	06/83	271.188	271.188	271.188	271.647	271.647
Wheat flour (except flour mixes), made in flour mills.....		311211-1	06/83	251.115	244.553	246.116	245.441	243.457
Wheat mill products, except flour.....		311211-4	06/83	109.290	113.559	116.683	120.374	113.288
Corn mill products.....		311211-7	06/83	207.013	210.018	211.117	210.004	211.155
Other grain mill products.....		311211-9	06/83	254.988	259.392	261.811	266.411	271.888
Secondary products and miscellaneous receipts.....		311211-SM						
Miscellaneous receipts.....		311211-M	06/92	111.955	111.955	112.519	117.710	117.597

See footnotes at end of table.

Table 11. Producer price indexes for net output of selected industries and their products, not seasonally adjusted — Continued
[February 2025]

Title ¹	Industry code	Product code	Index base	Unadjusted index ²				
				Oct. 2024	Nov. 2024 ^P	Dec. 2024 ^P	Jan. 2025 ^P	Feb. 2025 ^P
Rice milling.....	311212		06/84	232.880	232.347	229.474	224.860	224.515
Primary products.....		311212-P	06/84	232.116	231.584	228.721	224.122	223.778
Milled rice and byproducts.....		311212-0	12/03	223.525	223.013	220.256	215.828	215.496
Milled rice (incl second heads, screenings, brewers, bran, sharps, rice flour, and byproducts).....		311212-04	06/03	241.110	239.200	233.424	226.272	221.700
Head rice not packaged with other ingredients.....		311212-06	12/11	131.430	131.790	131.225	129.139	130.069
Malt manufacturing.....	311213		06/85	202.904	202.866	202.861	200.059	195.397
Primary products.....		311213-P	06/85	199.834	199.795	199.790	196.857	192.167
Malt and malt byproducts.....		311213-0	06/85	199.834	199.795	199.790	196.857	192.167
Secondary products and miscellaneous receipts.....		311213-SM1						
Starch & vegetable fats & oils mfg.....	31122		12/03	172.862	173.764	171.674	168.887	168.822
Wet corn milling and starch manufacturing.....	311221		06/85	249.067	244.157	245.147	242.684	243.317
Primary products.....		311221-P	06/85	275.634	270.034	271.455	268.636	269.694
Wet process corn byproducts.....		311221-A	06/85	242.114	245.050	257.841	257.989	257.848
Corn sweeteners, made by wet milling.....		311221-1	06/85	274.444	263.951	264.063	265.224	262.719
Manufactured starch, made by wet milling.....		311221-4	06/85	352.741	339.428	338.501	334.923	336.740
Secondary products and miscellaneous receipts.....		311221-SM						
Soybean and other oilseed processing.....	311224		12/11	96.907	97.561	95.555	93.144	92.958
Primary products.....		311224-P	12/11	88.189	88.761	87.128	86.226	85.590
Cottonseed cake, meal, hulls, and other byproducts.....		311224-B	06/85	533.129	539.035	509.697	469.534	469.165
Cottonseed cake and meal.....		311224-B1	12/11	119.525	118.663	107.520	93.804	91.128
Soybean oil.....		311224-3	12/79	235.770	238.082	233.703	234.371	236.403
Crude soybean oil, degummed, made from soybeans crushed in the same establishment.....		311224-31	05/88	290.626	291.305	290.504	290.409	294.330
Soybean oil, all other types.....		311224-32	12/03	199.345	203.536	195.099	196.608	196.868
Soybean cake, meal, and other byproducts.....		311224-4	12/79	121.499	119.442	117.505	116.281	114.946
Soybean cake and meal.....		311224-41	12/09	85.313	83.655	82.206	82.019	81.082
Other soybean products, including isolates and concentrates.....		311224-42	12/09	150.508	151.589	150.696	137.750	136.097
Cotton linters.....		311224-7	06/85	166.496	170.760	170.760	170.760	171.826
Other crude and refined vegetable oils and other vegetable mill products.....		311224-9	12/11	187.153	185.795	186.056	185.924	179.761
Other crude vegetable oils, including linseed, peanut, sunflower, safflower, etc.....		311224-91	01/99	370.900	369.482	371.263	370.586	361.729
Other vegetable oil mill products, including all oil seed cake and meal.....		311224-93	12/85	290.889	287.776	287.058	287.482	275.140
Secondary products and miscellaneous receipts.....		311224-SM						
Miscellaneous products.....		311224-M	12/11	94.781	86.532	88.160	89.871	—
Fats and oils refining and blending.....	311225		12/81	345.185	354.760	353.400	357.437	356.608
Primary products.....		311225-P	12/81	368.765	378.153	378.810	378.304	377.252
Shortening and cooking oils.....		311225-2	12/81	345.008	359.335	362.011	362.528	361.227
Secondary products and miscellaneous receipts.....		311225-SM						
Secondary products.....		311225-S	02/04	149.935	155.836	150.881	162.605	162.588
Breakfast cereal manufacturing.....	31123		12/03	177.407	177.407	177.407	177.407	177.407
Breakfast cereal manufacturing.....	311230		12/83	295.089	295.089	295.089	295.089	295.089
Primary products.....		311230-P	12/83	308.491	308.491	308.491	308.491	308.491
Breakfast cereal.....		311230-1	12/83	306.907	306.907	306.907	306.907	306.907
Secondary products and miscellaneous receipts.....		311230-SM						
Sugar & confectionery product mfg.....	3113		12/84	291.239	298.514	308.057	305.732	298.192
Sugar mfg.....	31131		12/03	213.296	212.080	212.127	210.466	209.442
Beet sugar manufacturing.....	311313		06/82	235.045	235.381	235.165	233.908	234.662
Primary products.....		311313-P	06/82	240.391	240.737	240.514	239.220	239.997
Beet sugar.....		311313-0	06/82	244.417	244.769	244.543	243.228	244.017
Secondary products and miscellaneous receipts.....		311313-SM1						
Cane sugar manufacturing.....	311314		12/11	126.110	124.811	124.932	123.751	122.494
Primary products.....		311314-P	12/11	126.330	125.015	125.138	123.946	122.677
Raw cane sugar and sugarcane mill products and byproducts.....		311314-1	06/82	223.132	217.799	217.194	212.092	209.424
Refined granulated cane sugar and byproducts.....		311314-3	06/82	280.672	279.989	280.873	280.453	277.951
Secondary products and miscellaneous receipts.....		311314-SM						
Nonchocolate confectionery mfg.....	31134		12/03	186.760	186.767	187.676	187.860	187.868
Nonchocolate confectionery manufacturing.....	311340		12/03	186.704	186.710	187.619	187.803	187.812
Primary products.....		311340-P	12/03	188.338	188.338	189.295	189.461	189.461
Nonchocolate-type confectioneries.....		311340-5	06/83	290.791	290.791	292.814	293.164	293.164
Other confectionery-type products.....		311340-7	06/91	243.277	243.277	243.277	243.277	243.277
Secondary products and miscellaneous receipts.....		311340-SM						
Chocolate and confectionery manufacturing.....	31135		12/11	157.667	166.871	177.754	175.706	167.251
Chocolate and confectionery mfg. from cacao.....	311351		12/11	234.593	265.711	303.813	290.705	259.485

See footnotes at end of table.

Table 11. Producer price indexes for net output of selected industries and their products, not seasonally adjusted — Continued
[February 2025]

Title ¹	Industry code	Product code	Index base	Unadjusted index ²				
				Oct. 2024	Nov. 2024 ^P	Dec. 2024 ^P	Jan. 2025 ^P	Feb. 2025 ^P
Chocolate and confectionery mfg. from cacao - Continued								
Primary products.....		311351-P	12/11	232.389	263.394	301.385	288.189	257.048
Chocolate coatings, made from cacao beans.....		311351-1	12/11	263.992	282.136	378.305	352.962	283.796
Chocolate/chocolate-type confectionery products, made from cacao beans.....		311351-4	12/11	141.204	141.204	141.204	143.966	152.354
Other chocolate and cocoa products, made from cacao beans.....		311351-7	12/11	277.266	329.887	381.723	360.476	310.676
Secondary products and miscellaneous receipts.....		311351-SM1						
Confectionery mfg. from purchased chocolate.....	311352		12/11	127.630	128.492	129.016	131.163	131.368
Primary products.....		311352-P	12/11	127.007	127.952	128.523	130.848	131.042
Chocolate/confectionery products, made from purchased chocolate.....		311352-3	12/11	125.643	126.578	127.142	129.443	129.635
Secondary products and miscellaneous receipts.....		311352-SM						
Miscellaneous receipts.....		311352-M	12/11	170.076	170.076	170.076	170.076	176.859
Fruit & vegetable preserving & specialty food mfg.	3114		12/84	257.439	256.788	256.644	258.032	259.294
Frozen food manufacturing.....	31141		12/03	186.329	185.466	186.770	186.371	186.291
Frozen fruit and vegetable manufacturing.....	311411		06/81	386.487	383.481	388.765	388.197	387.779
Primary products.....		311411-P	06/81	340.345	337.711	342.285	342.211	341.663
Frozen fruits, juices, ades, drinks, and cocktails.....		311411-1	06/81	315.554	310.238	328.840	328.648	327.189
Frozen fruits.....		311411-11	12/90	273.565	273.117	273.689	273.236	269.789
Frozen vegetables.....		311411-4	06/81	360.787	359.079	358.506	358.474	358.252
Frozen vegetables, other than potato products.....		311411-47	12/11	141.709	139.928	139.329	139.296	139.065
Frozen potato products (French-fried, patties, puffs, etc.).....		311411-48	12/11	180.890	180.890	180.890	180.890	180.890
Secondary products and miscellaneous receipts.....		311411-SM						
Miscellaneous receipts.....		311411-M	06/97	1,132.798	1,099.820	1,192.572	1,099.820	—
Frozen specialty food manufacturing.....	311412		12/82	202.284	201.844	202.207	201.672	201.686
Primary products.....		311412-P	12/82	206.226	205.782	206.163	205.616	205.629
Frozen dinners (beef, pork, and poultry pies) and nationality foods, incl. frozen pizza.....		311412-1	12/82	186.027	185.705	185.917	185.501	185.516
Other frozen specialties, incl. all whipped topping, waffles, soups, etc., excluding seafood.....		311412-4	06/91	233.732	232.815	233.940	232.914	232.914
Secondary products and miscellaneous receipts.....		311412-SM						
Secondary products.....		311412-S	12/82	188.401	186.782	184.890	184.727	184.877
Fruit & vegetable canning, pickling & drying.....	31142		12/03	198.442	198.296	196.906	199.252	201.129
Fruit and vegetable canning.....	311421		06/81	295.364	296.718	293.298	296.618	300.865
Primary products.....		311421-P	06/81	295.035	295.290	294.563	295.603	299.662
Canned catsup and other tomato based sauces.....		311421-D	06/81	254.329	255.243	254.497	256.685	256.682
Canned jams, jellies, and preserves.....		311421-G	06/81	264.405	264.454	264.454	264.224	264.087
Canned and fresh fruit juices, nectars, and concentrates.....		311421-K	12/11	157.614	158.319	158.890	160.257	166.343
Pickles and other pickled products, including horseradish.....		311421-Q	06/81	329.284	329.284	329.284	329.284	329.284
Canned fruits, excluding baby foods.....		311421-1	06/81	337.665	338.177	333.283	330.615	338.030
Canned vegetables.....		311421-5	06/81	294.358	292.623	292.261	293.593	294.979
Secondary products and miscellaneous receipts.....		311421-SM						
Miscellaneous receipts.....		311421-M	06/81	191.303	212.658	165.907	208.550	217.172
Secondary products.....		311421-S	06/81	329.684	326.118	326.514	322.596	322.889
Specialty canning.....	311422		12/82	328.663	326.446	326.462	332.182	333.043
Primary products.....		311422-P	12/82	347.008	345.025	345.102	350.527	350.531
Canned baby foods and other canned specialty/nationality foods.....		311422-5	06/08	144.644	143.245	142.610	149.579	149.584
Other canned specialty/nationality foods.....		311422-52	09/24	105.515	104.138	103.512	109.489	109.489
Canned soups and stews, excluding frozen and seafood.....		311422-6	12/82	463.520	461.501	461.734	464.401	464.401
Canned dry beans.....		311422-7	12/82	222.621	221.496	223.538	224.003	224.003
Secondary products and miscellaneous receipts.....		311422-SM						
Secondary products.....		311422-S	12/82	278.985	268.953	269.558	277.467	280.418
Dried and dehydrated food manufacturing.....	311423		12/82	300.197	295.974	296.870	298.345	298.120
Primary products.....		311423-P	12/82	311.763	306.809	307.884	311.020	310.478
Soup mixes (including dried/dehydrated/freeze-dried) and bouillon.....		311423-1	12/82	217.339	217.339	217.339	217.339	217.339
Dried and dehydrated fruits and vegetables, including freeze-dried.....		311423-5	12/82	302.046	298.832	300.286	301.043	300.308
Secondary products and miscellaneous receipts.....		311423-SM						
Dairy product mfg.	3115		12/84	252.360	250.147	247.102	248.312	248.867
Dairy product (except frozen) mfg.	31151		12/03	180.686	179.035	176.654	177.527	177.985
Fluid milk manufacturing.....	311511		12/82	319.817	318.417	314.268	312.594	315.534
Primary products.....		311511-P	12/82	294.965	292.741	288.318	286.066	288.948
Yogurt, except frozen.....		311511-A	12/82	183.341	183.574	183.520	184.250	183.883
Perishable dairy product alternatives, including plant-based.....		311511-D	12/91	168.825	168.409	168.307	168.239	173.420
Perishable beverage dairy milk alternatives, including plant-based.....		311511-D1	09/23	98.319	98.163	98.163	98.096	101.949
All other perishable dairy product alternatives, including plant-based.....		311511-D2	09/23	105.677	105.072	104.770	104.840	104.739
Fluid milk and cream, bulk sales.....		311511-1	12/91	258.864	245.699	242.117	239.581	238.832

See footnotes at end of table.

Table 11. Producer price indexes for net output of selected industries and their products, not seasonally adjusted — Continued
 [February 2025]

Title ¹	Industry code	Product code	Index base	Unadjusted index ²				
				Oct. 2024	Nov. 2024 ^P	Dec. 2024 ^P	Jan. 2025 ^P	Feb. 2025 ^P
Fluid milk manufacturing - Continued								
Fluid milk and related products, packaged (incl. cartons, bottles, cans, etc.) excl. U.H.T.....		311511-5	12/82	318.980	318.382	310.867	306.686	311.657
Whole fluid milk, packaged, excluding U.H.T. and flavored.....		311511-51	12/82	299.890	296.723	290.284	284.906	290.940
Fluid milk, lowfat, incl. 2.0, 1.0, and 0.5 percent packaged, excl. U.H.T. and flavored.....		311511-52	12/82	330.695	333.679	325.394	319.818	327.088
Fat free or skim milk, packaged, excluding U.H.T. and flavored.....		311511-53	12/82	335.030	348.543	337.872	335.719	343.740
Other fluid milk related products, incl. heavy & light cream, unflavored sour cream, etc.....		311511-59	06/98	267.483	262.387	256.585	255.840	254.877
Cottage cheese (including bakers', pot, and farmers' cheese).....		311511-7	12/82	320.886	321.421	321.771	323.065	323.287
Other packaged milk products incl. flavored milks, eggnog, buttermilk, etc.....		311511-9	12/91	296.330	297.165	294.440	293.655	295.103
Secondary products and miscellaneous receipts.....		311511-SM						
Secondary products.....		311511-S	12/82	297.086	303.412	304.406	308.208	309.574
Creamery butter manufacturing.....	311512		06/84	186.165	188.092	181.521	183.686	174.409
Primary products.....		311512-P	06/84	183.285	185.182	178.713	180.844	171.711
Creamery butter.....		311512-0	06/84	183.285	185.182	178.713	180.844	171.711
Cheese manufacturing.....	311513		06/81	216.832	212.439	209.033	211.524	211.191
Primary products.....		311513-P	06/81	201.031	196.350	191.535	193.973	193.135
Raw liquid whey.....		311513-A	12/04	340.401	339.882	344.341	366.872	365.633
Natural cheese (cheddar, Swiss, Italian, brick, cream, grated, dried etc.) excl. cottage cheese.....		311513-1	06/81	187.394	182.035	178.033	180.821	180.360
Natural cheese, except lowfat, shipped in consumer packages or containers (3 lbs. or less).....		311513-1111	12/04	141.926	142.316	142.353	141.859	141.808
Natural cheese, except lowfat, shipped in packages or containers (more than 3 lbs.) or bulk.....		311513-1121	12/04	129.750	122.839	117.610	121.644	121.155
Lowfat natural cheese, except cottage cheese, shipped in consumer packages (3 lbs. or less).....		311513-1131	06/10	114.216	114.141	114.095	114.850	114.754
Lowfat natural cheese, except cottage cheese, shipped in packages (more than 3 lbs.) or in bulk.....		311513-1141	06/10	144.936	134.328	127.357	132.364	131.467
Process cheese and related products.....		311513-4	06/81	208.851	208.533	200.165	199.391	196.799
Process cheese, shipped in consumer packages or containers (3 lbs. or less) ..		311513-41	06/10	135.286	134.324	130.821	132.927	132.017
All other process cheese and related products.....		311513-49	06/10	157.797	158.252	150.167	147.184	144.518
Process cheese, shipped in packages or containers (more than 3 lbs.) or in bulk.....		311513-4921	06/10	161.871	169.144	156.466	140.979	140.461
Cheese food, spread, and other related products.....		311513-4961	12/11	121.384	116.381	113.610	121.090	117.296
Secondary products and miscellaneous receipts.....		311513-SM						
Miscellaneous receipts.....		311513-M	06/81	275.998	261.479	263.730	260.291	260.230
Secondary products.....		311513-S	06/81	237.480	239.702	253.494	255.565	260.798
Dry, condensed, and evaporated dairy products.....	311514		12/83	217.609	217.901	218.624	220.837	224.454
Primary products.....		311514-P	12/83	238.103	238.536	240.283	243.490	248.452
Ice cream mixes and related products.....		311514-A	04/00	160.928	157.263	154.676	153.377	154.165
Dairy product alternatives, including plant-based.....		311514-D	06/92	198.572	198.011	198.181	198.542	198.848
Dry milk products and mixtures.....		311514-1	12/83	195.685	196.397	197.974	202.760	209.728
Milk products, shipped in consumer-type cans, excluding alternatives.....		311514-5	12/83	340.809	341.012	340.930	341.022	343.663
Concentrated milk products shipped in bulk (barrels, drums, and tanks).....		311514-7	12/83	182.050	186.217	197.336	195.668	190.792
Secondary products and miscellaneous receipts.....		311514-SM						
Secondary products.....		311514-S	12/83	-	-	-	126.595	122.402
Ice cream and frozen dessert mfg.....	31152		12/03	175.280	174.812	175.396	176.082	175.927
Ice cream and frozen dessert manufacturing.....	311520		06/83	281.636	280.886	281.824	282.926	282.676
Primary products.....		311520-P	06/83	285.340	284.544	285.526	286.736	286.471
Ice cream and frozen dessert manufacturing.....		311520-0	06/83	285.340	284.544	285.526	286.736	286.471
Ice cream, incl. custards (excl. lowfat and nonfat) shipped in bulk (containers 3 gal or more).....		311520-01	06/83	290.513	288.514	288.472	295.952	293.545
Ice cream, incl. custards (excl. lowfat and nonfat) shipped in sizes less than 3 gallons.....		311520-02	06/83	284.620	283.747	284.008	284.472	284.135
Ice cream, including custards (excluding lowfat and nonfat), novelty forms.....		311520-03	06/92	214.454	214.104	216.275	217.833	218.020
Ice cream, including custards, lowfat and nonfat.....		311520-04	12/98	163.957	162.854	163.621	165.134	165.210
Frozen desserts containing fats other than butterfat (incl. soy, rice, almond, oats, etc.).....		311520-06	12/22	104.812	104.503	104.572	104.624	104.503
Other frozen desserts (yogurt, sherbet, water ices, mellorine, frozen pudding, gelato, etc.).....		311520-09	12/98	216.921	217.080	217.076	216.165	215.763
Secondary products and miscellaneous receipts.....		311520-SM						
Miscellaneous receipts.....		311520-M	06/83	315.182	315.794	312.521	316.983	317.374
Secondary products.....		311520-S	06/83	192.313	192.349	192.782	191.397	191.397
Animal slaughtering & processing.....	31161		12/84	228.101	232.736	230.598	229.906	231.419
Animal, except poultry, slaughtering.....	311611		12/80	261.404	268.566	269.374	271.795	276.175
Primary products.....		311611-P	12/80	257.182	264.379	265.174	267.620	271.939
Pork, fresh/frozen, unprocessed, all cuts, except sausage, made in slaughtering plants.....		311611-A	12/80	168.352	168.370	176.001	159.372	179.396

See footnotes at end of table.

Table 11. Producer price indexes for net output of selected industries and their products, not seasonally adjusted — Continued
[February 2025]

Title ¹	Industry code	Product code	Index base	Unadjusted index ²				
				Oct. 2024	Nov. 2024 ^P	Dec. 2024 ^P	Jan. 2025 ^P	Feb. 2025 ^P
Animal, except poultry, slaughtering - Continued								
Pork, processed or cured, not canned or made into sausage, made in slaughtering plants.....		311611-G	12/80	264.802	267.701	268.202	272.444	280.251
Fresh and processed sausage, deli, and cooked meats, made in slaughtering plants.....		311611-J	12/80	323.915	334.663	316.872	328.212	313.645
Hides, skins, and pelts, made in slaughtering plants.....		311611-Q	12/80	76.196	78.616	77.318	77.312	69.012
Miscellaneous byproducts of slaughtering plants.....		311611-R	12/80	529.148	522.094	524.393	523.801	547.479
Beef, fresh or frozen, not canned or made into sausage, made in slaughtering plants.....		311611-1	12/80	295.944	309.788	306.982	321.004	314.900
Beef, fresh/frozen whole/half carcass, not canned or made into sausage, misp..		311611-10	12/80	372.026	359.402	303.595	365.452	328.907
Beef, fresh/frozen variety meats, not canned or made into sausage, made in slaughtering plants.....		311611-16	12/80	333.376	301.813	306.207	354.422	354.476
Beef, fresh/frozen, primal and subprimal cuts, made in slaughtering plants.....		311611-17	12/95	256.839	274.323	275.760	282.207	278.874
Lamb/mutton, fresh or frozen, not canned or made into sausage, made in slaughtering plants.....		311611-7	12/95	320.544	320.600	320.600	319.210	318.707
Secondary products and miscellaneous receipts.....		311611-SM						
Secondary products.....		311611-S	12/80	160.004	151.968	152.528	148.658	150.751
Meat processed from carcasses.....	311612		12/82	241.511	237.984	238.602	235.364	240.706
Primary products.....		311612-P	12/82	235.471	231.796	232.365	229.056	234.565
Other processed, frozen, or cooked meats, made from purchased carcasses.....		311612-A	12/82	238.959	235.062	235.266	232.904	242.160
Boxed meat (beef, pork, lamb, etc.), made from purchased carcasses.....		311612-A1	06/08	145.852	146.499	146.868	141.274	145.625
Frozen ground meat patties and other processed, frozen, or cooked meats, mfpc.....		311612-A5	09/16	141.035	137.773	137.816	137.742	143.618
Pork, processed or cured, not canned or made into sausage, mfpc.....		311612-1	12/82	178.897	178.517	180.367	174.797	177.952
Pork, sweet-pickled, dry-cured, or dry salt, not canned or made into sausage, mfpc.....		311612-11	09/16	126.642	126.591	126.642	122.712	121.500
Smoked hams and picnics, excluding canned, made from purchased carcasses.....		311612-12	06/08	163.675	163.642	167.015	166.513	170.873
Smoked slab bacon, made from purchased carcasses.....		311612-13	09/16	126.962	130.507	132.308	127.639	127.721
Smoked sliced bacon, made from purchased carcasses.....		311612-14	06/08	176.071	177.609	175.036	164.824	172.310
Other smoked pork, not canned or made into sausage, made from purchased carcasses.....		311612-15	06/08	147.434	155.465	157.703	156.310	154.513
Boiled ham, barbecue pork, and other cooked pork, except canned meats and sausage, mfpc.....		311612-16	06/08	114.309	102.887	112.726	112.424	106.642
Sausage and similar products, excluding canned, made from purchased carcasses.....		311612-4	12/82	264.083	257.441	257.132	254.778	256.008
Fresh sausage (pork sausage, breakfast links, etc.), excluding canned, mfpc....		311612-41	12/82	332.719	322.153	300.669	288.895	294.410
Dry or semidry sausage (salami, cervelat, pepperoni, summer sausage, pork roll, etc), mfpc.....		311612-42	12/82	246.578	231.003	245.934	247.389	246.727
Frankfurters, including wieners, excluding canned, made from purchased carcasses.....		311612-43	12/82	275.803	277.418	276.992	278.133	277.209
Other sausage (smoked or cooked) & jellied goods & similar preparations, excluding canned, mfpc.....		311612-44	12/82	220.223	226.519	227.948	228.544	229.073
Secondary products and miscellaneous receipts.....		311612-SM						
Secondary products.....		311612-S	12/82	228.693	233.697	235.628	237.755	232.383
Rendering and meat byproduct processing.....	311613		12/82	271.850	272.228	274.747	267.458	265.883
Primary products.....		311613-P	12/82	261.800	262.172	264.650	257.480	255.932
Lard, inedible tallow, and other greases, excluding wool grease.....		311613-2	12/82	351.405	348.282	351.376	351.878	357.000
Animal and marine feed and fertilizer byproducts.....		311613-5	12/82	199.242	200.900	202.874	193.572	189.660
Meat and bone meal.....		311613-51	12/82	134.525	135.391	139.011	127.917	125.126
Animal and marine feed and fertilizer byproducts, except meat and bone meal..		311613-52	12/82	290.279	293.073	292.544	286.158	280.679
Secondary products and miscellaneous receipts.....		311613-SM						
Poultry processing.....	311615		12/81	182.589	190.801	182.603	180.382	175.641
Primary products.....		311615-P	12/81	186.590	195.063	186.685	184.391	179.574
Processed poultry and small game (except soups), containing 20 percent or more poultry or meat.....		311615-D	12/81	136.615	162.243	139.337	132.450	129.591
Young chickens, including bulk, chilled, frozen, whole, and in parts.....		311615-1	12/81	220.458	219.223	218.777	218.161	206.930
Turkeys (including frozen, whole, and parts).....		311615-7	12/81	183.367	183.167	183.089	186.257	202.399
Other poultry and small game (including frozen), whole, and parts.....		311615-9	12/90	281.142	281.667	279.198	287.381	287.556
Secondary products and miscellaneous receipts.....		311615-SM						
Secondary products.....		311615-S	12/81	32.675	31.711	30.260	30.559	28.942
Seafood product preparation & packaging.....	3117		12/03	191.795	196.495	196.109	199.096	200.210
Seafood product preparation and packaging.....	31171		12/03	191.795	196.495	196.109	199.096	200.210
Seafood product preparation and packaging.....	311710		12/11	134.263	137.552	137.282	139.374	140.153
Primary products.....		311710-P	12/11	133.923	137.270	136.994	139.097	139.890
Prepared frozen shellfish.....		311710-3	12/96	173.075	199.873	196.602	210.583	216.598
Prepared fresh fish/seafood, inc. surimi/surimi-based products.....		311710-6	12/82	449.585	459.304	460.072	467.258	474.447
Prepared frozen fish.....		311710-7	12/82	318.316	321.524	322.130	322.054	324.303
Other prepared fresh and frozen seafood.....		311710-9	12/96	197.507	188.726	186.847	185.512	177.611
Secondary products and miscellaneous receipts.....		311710-SM						

See footnotes at end of table.

Table 11. Producer price indexes for net output of selected industries and their products, not seasonally adjusted — Continued
[February 2025]

Title ¹	Industry code	Product code	Index base	Unadjusted index ²				
				Oct. 2024	Nov. 2024 ^P	Dec. 2024 ^P	Jan. 2025 ^P	Feb. 2025 ^P
Bakeries & tortilla mfg.	3118		12/03	189.643	189.553	189.166	190.265	190.377
Bread & bakery product mfg.	31181		12/03	202.898	202.713	202.838	204.235	204.372
Retail bakeries.	311811		12/03	233.241	233.111	233.111	233.873	235.455
Primary products.		311811-P	12/99	256.200	256.200	256.200	257.195	259.365
Retail bakery products.		311811-0	12/99	256.200	256.200	256.200	257.195	259.365
Secondary products and miscellaneous receipts.		311811-SM						
Miscellaneous receipts.		311811-M	06/07	244.246	239.331	239.331	239.331	239.331
Commercial bakeries.	311812		06/80	453.522	453.398	453.842	454.934	454.850
Primary products.		311812-P	06/80	448.782	448.668	449.140	450.255	450.160
Bread (white, wheat, rye, etc.), including frozen.		311812-1	06/80	450.155	450.219	450.575	451.573	452.045
White pan bread.		311812-15	12/11	144.061	143.759	143.911	144.718	145.158
White hearth bread (French, Italian, etc.).		311812-16	12/11	144.507	144.497	144.507	144.837	144.848
Dark wheat breads (whole wheat, cracked wheat, multigrain, etc.).		311812-17	12/11	141.792	142.065	142.200	141.745	141.984
Other variety breads (rye, unleavened, raisin, potato, self-rising, salt-free, canned, etc.).		311812-18	12/11	131.037	131.421	131.497	131.571	131.215
Rolls, bread-type (including muffins, bagels, and croissants), including frozen.		311812-5	06/80	422.011	421.705	420.992	422.457	422.639
Rolls, hamburger and wiener.		311812-51	12/11	133.055	133.003	132.939	132.902	132.684
All other rolls, bread-type (incl. muffins, bagels, and croissants).		311812-59	12/11	153.981	153.826	153.412	154.426	154.757
Soft cakes, excluding frozen.		311812-7	06/80	491.212	490.766	495.133	496.326	496.282
Pies (fruit, cream, and custard), excluding frozen.		311812-8	06/80	521.769	521.357	527.934	527.934	525.791
Other sweet goods, excluding frozen.		311812-9	06/80	467.905	468.213	468.895	469.161	466.491
Secondary products and miscellaneous receipts.		311812-SM						
Secondary products.		311812-S	06/80	410.678	410.631	410.829	411.361	410.824
Frozen cakes and other pastries manufacturing.	311813		06/91	247.730	246.594	246.373	254.722	254.891
Primary products.		311813-P	12/82	354.755	352.999	352.559	364.775	365.046
Frozen cakes, pies, and other pastries.		311813-0	12/82	354.755	352.999	352.559	364.775	365.046
Secondary products and miscellaneous receipts.		311813-SM						
Secondary products.		311813-S	06/91	212.012	211.670	212.090	217.986	217.986
Cookie, cracker & pasta mfg.	31182		12/03	166.624	166.347	165.019	165.779	165.867
Cookie and cracker manufacturing.	311821		06/83	264.705	263.059	263.193	263.448	264.725
Primary products.		311821-P	06/83	262.457	260.599	260.600	260.853	262.294
Crackers, biscuits, and related products.		311821-2	06/83	250.952	247.388	247.400	247.260	247.542
Cookies, wafers, and ice cream cones and cups (excluding frozen).		311821-4	06/83	269.159	268.486	268.480	269.003	271.235
Secondary products and miscellaneous receipts.		311821-SM						
Dry pasta, dough, and flour mixes manufacturing from purchased flour.	311824		06/85	255.308	255.785	252.071	253.948	253.231
Primary products.		311824-P	12/11	134.970	135.154	133.092	134.092	133.694
Prepared flour mixes (incl refrigerated & frozen doughs & batters) made from purchased flour.		311824-1	06/85	241.845	242.336	242.000	244.313	243.251
Cake mixes, including gingerbread, made from purchased flour.		311824-11	06/92	149.406	149.406	149.406	149.406	149.406
Flour mixes (refrigerated & frozen doughs & batters), ex cake mixes, made from purchased flour.		311824-12	06/85	237.029	237.542	237.191	239.604	238.496
Dry macaroni, spaghetti and egg noodle products (excluding canned or frozen).		311824-3	06/85	277.108	277.108	264.996	265.826	265.826
Secondary products and miscellaneous receipts.		311824-SM						
Miscellaneous receipts.		311824-M	06/85	282.320	302.180	302.180	302.180	302.180
Secondary products.		311824-S	06/85	327.912	327.912	327.912	330.350	330.381
Tortilla mfg.	31183		12/03	188.370	190.424	190.424	190.424	190.424
Tortilla manufacturing.	311830		12/03	188.372	190.426	190.426	190.426	190.426
Primary products.		311830-P	06/91	231.695	234.347	234.347	234.347	234.347
Tortillas, sold in bulk or packages, excluding frozen or canned.		311830-0	06/91	231.695	234.347	234.347	234.347	234.347
Secondary products and miscellaneous receipts.		311830-SM						
Miscellaneous receipts.		311830-M	12/03	138.436	138.436	138.436	138.436	138.436
Secondary products.		311830-S	12/03	182.210	182.256	182.256	182.256	—
Other food manufacturing.	3119		12/03	186.989	187.539	190.347	193.341	205.868
Snack food mfg.	31191		12/03	196.065	196.323	199.452	200.676	200.693
Roasted nuts and peanut butter manufacturing.	311911		12/03	163.339	164.087	172.213	172.350	172.366
Primary products.		311911-P	12/03	163.388	164.156	172.559	172.680	172.694
Nuts and seeds (salted, roasted, cooked, or blanched).		311911-1	06/91	207.610	209.057	220.537	220.732	220.718
Nuts (salted, roasted, cooked, or blanched), sold in bulk.		311911-11	06/91	172.871	174.281	184.814	184.661	184.258
Canned nuts (salted, roasted, cooked, or blanched).		311911-12	06/91	154.022	155.350	154.263	154.828	160.214
All other packaged nuts, including all types of seeds (salted, roasted, cooked, or blanched).		311911-13	06/91	260.589	257.420	256.762	264.002	268.827
Peanut butter.		311911-4	12/85	248.973	245.569	250.593	250.385	250.719
Secondary products and miscellaneous receipts.		311911-SM						
Secondary products.		311911-S	06/91	165.378	165.684	165.927	167.083	167.210
Other snack food manufacturing.	311919		06/91	266.675	266.616	266.616	268.959	268.980

See footnotes at end of table.

Table 11. Producer price indexes for net output of selected industries and their products, not seasonally adjusted — Continued
 [February 2025]

Title ¹	Industry code	Product code	Index base	Unadjusted index ²				
				Oct. 2024	Nov. 2024 ^P	Dec. 2024 ^P	Jan. 2025 ^P	Feb. 2025 ^P
Other snack food manufacturing - Continued								
Primary products.....		311919-P	12/85	302.245	302.176	302.176	304.903	304.927
Potato chips and sticks, plain and flavored.....		311919-1	12/85	289.678	289.678	289.678	296.554	296.554
Corn chips and related products.....		311919-4	12/85	293.690	293.690	293.690	293.690	293.690
Other chips, sticks (hard pretzels, bacon rinds, popcorn (except candied), etc.)....		311919-7	12/03	214.027	213.855	213.855	213.855	213.915
Secondary products and miscellaneous receipts.....		311919-SM						
Coffee & tea mfg.....	31192		12/03	209.351	209.714	210.573	212.052	211.557
Coffee and tea manufacturing.....	311920		06/81	292.741	293.249	294.450	296.518	295.826
Primary products.....		311920-P	06/81	276.410	276.891	278.031	279.991	279.264
Roasted coffee.....		311920-1	06/81	296.865	297.445	298.766	301.146	300.280
Coffee, concentrated, including coffee substitutes.....		311920-5	06/81	212.457	212.457	212.457	214.861	215.375
Tea in consumer packages.....		311920-7	12/85	184.657	184.657	184.990	184.345	184.166
Secondary products and miscellaneous receipts.....		311920-SM						
Miscellaneous receipts.....		311920-M	12/00	220.466	220.466	220.466	—	—
Flavoring syrup & concentrate mfg.....	31193		12/03	166.010	164.659	164.659	170.650	170.609
Flavoring syrup and concentrate manufacturing.....	311930		12/85	246.269	244.261	244.261	253.159	253.099
Primary products.....		311930-P	12/85	255.785	253.618	253.618	263.097	263.032
Liquid beverage bases, excluding use by soft drink bottlers.....		311930-1	12/85	299.818	290.801	290.801	298.455	298.455
Soft drink flavoring syrup, sold in bulk.....		311930-6	05/15	147.016	147.016	147.016	153.509	153.423
Other flavoring agents (except chocolate syrups).....		311930-8	12/85	164.429	164.429	164.429	170.634	170.634
Secondary products and miscellaneous receipts.....		311930-SM						
Secondary products.....		311930-S	06/07	177.627	177.627	177.627	184.681	184.680
Seasoning & dressing mfg.....	31194		12/03	198.102	198.077	196.861	197.308	197.321
Mayonnaise, dressing, and sauce manufacturing.....	311941		12/03	189.580	189.421	187.390	187.393	187.393
Primary products.....		311941-P	06/81	343.053	342.734	338.661	338.661	338.661
Vinegar and cider.....		311941-1	12/85	187.204	187.204	187.204	187.204	187.204
Prepared sauces, excluding tomato-based sauces and sauces comprised of 20 percent or more meat.....		311941-4	06/81	285.645	285.645	278.844	278.844	278.844
Mayonnaise, salad dressings, and sandwich spreads.....		311941-7	06/81	344.744	344.033	344.033	344.033	344.033
Spoon-type salad dressing incl. mayonnaise, sandwich spreads, refrigerated dressings, semisolid.....		311941-75	06/07	185.073	185.073	185.073	185.073	185.073
Pourable-type salad dressing (reduced calorie, cheese, vinegar and oil, etc.)....		311941-76	06/07	164.585	163.724	163.724	163.724	163.724
Secondary products and miscellaneous receipts.....		311941-SM						
Secondary products.....		311941-S	06/81	282.430	282.430	282.430	282.478	282.477
Spice and extract manufacturing.....	311942		12/03	198.796	198.933	198.759	199.687	199.714
Primary products.....		311942-P	12/03	201.887	202.014	201.840	201.960	201.995
Table salt (evaporated), pepper (white and black), and other spices.....		311942-1	06/85	285.898	286.454	285.688	286.219	286.371
Pepper and other spices in commercial sizes (1 lb or more).....		311942-16	05/17	133.391	134.820	133.222	134.023	134.253
Flavoring extracts, emulsions, liquid flavors, and food colorings.....		311942-6	12/85	361.477	361.477	361.477	361.477	361.477
Dry mix food preparations.....		311942-7	06/91	168.448	168.448	168.448	168.448	168.448
Secondary products and miscellaneous receipts.....		311942-SM						
Secondary products.....		311942-S	12/03	145.469	145.844	145.657	—	—
All other food mfg.....	31199		12/03	170.845	172.957	179.917	186.133	232.419
Perishable prepared food manufacturing.....	311991		12/03	147.098	148.667	154.200	148.427	147.311
Primary products.....		311991-P	12/85	210.794	213.122	221.324	212.745	211.025
Perishable prepared foods.....		311991-0	12/85	210.794	213.122	221.324	212.745	211.025
Secondary products and miscellaneous receipts.....		311991-SM						
Miscellaneous receipts.....		311991-M	12/03	233.363	233.363	233.363	233.091	233.091
Secondary products.....		311991-S	12/03	—	—	—	—	163.878
All other miscellaneous food manufacturing.....	311999		12/03	186.396	189.027	197.213	217.932	319.964
Primary products.....		311999-P	12/03	184.013	186.777	195.058	216.767	324.222
All other miscellaneous manufactured foods.....		311999-0	12/03	184.013	186.777	195.058	216.767	324.222
Secondary products and miscellaneous receipts.....		311999-SM						
Beverage & tobacco mfg.....	312		12/03	210.677	213.052	213.252	213.988	215.526
Beverage mfg.....	3121		12/84	238.508	239.972	240.332	241.629	240.841
Soft drink & ice mfg.....	31211		12/03	189.440	191.511	191.948	194.124	192.580
Soft drink manufacturing.....	312111		06/81	317.167	321.508	322.259	326.919	324.267
Primary products.....		312111-P	06/81	326.207	330.719	331.410	337.042	334.376
Soft drinks, non-carbonated.....		312111-A	12/00	191.155	193.244	187.001	197.739	197.036
Soft drinks, non-carbonated, fruit drinks, cocktails, and ades.....		312111-A4	12/11	136.573	136.714	136.786	136.731	137.253
Soft drinks, non-carbonated, iced tea and other types.....		312111-A9	06/07	144.894	147.337	139.722	152.777	151.593
Soft drinks, energy and sport.....		312111-B	01/24	103.204	105.686	104.345	102.745	103.400
Soft drinks, carbonated, bottled, canned, glass, plastic.....		312111-2	12/11	172.981	174.758	178.051	181.485	178.751
Secondary products and miscellaneous receipts.....		312111-SM						

See footnotes at end of table.

Table 11. Producer price indexes for net output of selected industries and their products, not seasonally adjusted — Continued
 [February 2025]

Title ¹	Industry code	Product code	Index base	Unadjusted index ²				
				Oct. 2024	Nov. 2024 ^P	Dec. 2024 ^P	Jan. 2025 ^P	Feb. 2025 ^P
Soft drink manufacturing - Continued								
Miscellaneous receipts.....		312111-M	06/81	256.463	257.367	265.614	261.130	267.032
Secondary products.....		312111-S	06/81	339.817	343.754	344.525	321.304	312.882
Bottled water manufacturing.....	312112		12/03	113.682	113.017	113.240	112.248	111.323
Primary products.....		312112-P	12/03	112.210	111.550	111.771	110.790	109.867
Bottled water.....		312112-0	12/00	110.174	109.526	109.743	108.780	107.874
Secondary products and miscellaneous receipts.....		312112-SM						
Ice manufacturing.....	312113		12/85	322.002	322.002	322.584	322.584	322.963
Primary products.....		312113-P	12/85	305.588	305.588	306.157	306.157	306.529
Ice, manufactured (cubed, crushed, etc.), including can or block.....		312113-0	12/03	204.724	204.724	205.105	205.105	205.354
Secondary products and miscellaneous receipts.....		312113-SM						
Miscellaneous receipts.....		312113-M	08/98	221.764	221.764	221.764	221.764	221.764
Breweries.....	31212		12/03	156.588	156.734	156.833	157.128	157.621
Breweries.....	312120		06/82	234.902	235.120	235.268	235.710	236.450
Primary products.....		312120-P	06/82	232.909	233.158	233.327	233.832	234.668
Canned beer and ale case goods.....		312120-1	06/82	239.202	239.169	239.559	240.092	240.371
Bottled beer and ale case goods.....		312120-5	06/82	200.557	201.827	201.837	201.950	205.099
Beer and ale in barrels and kegs.....		312120-7	06/82	326.962	326.896	326.980	327.324	327.324
All other malt beverages and brewing products.....		312120-9	06/82	188.601	188.552	188.632	191.713	192.298
Secondary products and miscellaneous receipts.....		312120-SM						
Miscellaneous receipts.....		312120-M	12/02	166.799	166.799	166.799	166.799	166.799
Wineries.....	31213		12/03	146.539	146.942	147.160	146.579	146.552
Wineries.....	312130		12/83	203.668	204.228	204.530	203.726	203.688
Primary products.....		312130-P	12/83	208.834	209.428	209.749	208.847	208.807
Wines, brandy, and brandy spirits.....		312130-0	12/98	149.119	149.543	149.773	149.129	149.100
Wines, white, red, and rose grape, and other fruits, 14 percent or less alcohol.....		312130-08	12/11	116.561	116.897	117.017	116.544	116.558
Wines, white grape, 14 percent or less alcohol content.....		312130-0811	12/83	172.130	172.781	173.036	173.826	173.890
Wines, red grape, 14 percent or less alcohol content.....		312130-0821	12/83	219.655	220.033	220.243	217.290	217.305
Wines, rose grape and other fruits and berries, 14 percent or less alcohol.....		312130-0831	12/11	144.953	145.913	145.142	145.486	145.032
Wines, dessert, effervescent, and wine coolers.....		312130-09	12/11	129.024	128.472	131.871	130.550	129.888
All other wines, brandy, and brandy spirits.....		312130-0B	06/06	160.913	161.998	160.795	160.176	160.012
Secondary products and miscellaneous receipts.....		312130-SM						
Miscellaneous receipts.....		312130-M	12/91	173.757	173.757	173.757	174.775	174.775
Distilleries.....	31214		12/03	109.485	109.483	109.404	109.410	109.409
Distilleries.....	312140		06/83	180.171	180.168	180.038	180.046	180.044
Primary products.....		312140-P	06/83	175.176	175.175	175.046	175.046	175.046
Distilled liquor, excluding brandy.....		312140-2	07/98	80.670	80.670	80.534	80.534	80.534
Distilled whiskey, all other distilled liquor, excluding brandy.....		312140-22	12/11	121.877	121.877	121.671	121.671	121.671
Bottled liquor, excluding brandy.....		312140-5	06/83	201.413	201.409	201.427	201.427	201.427
Bottled whiskey.....		312140-5B	06/12	102.797	102.797	102.797	102.797	102.797
Bottled gin, vodka, rum, cordials, cocktails, and similar compounds.....		312140-5C	06/12	106.414	106.411	106.411	106.411	106.411
Secondary products and miscellaneous receipts.....		312140-SM						
Miscellaneous receipts.....		312140-M	08/83	215.391	215.391	215.391	215.391	215.391
Secondary products.....		312140-S	12/97	90.191	90.024	90.136	91.862	91.542
Tobacco mfg.....	3122		12/84	1,225.235	1,248.680	1,248.785	1,249.420	1,278.257
Tobacco manufacturing.....	31223		12/82	1,341.432	1,367.100	1,367.216	1,367.911	1,399.482
Tobacco manufacturing.....	312230		12/11	223.526	227.803	227.822	227.938	233.199
Primary products.....		312230-P	12/11	229.510	233.911	233.966	234.075	239.488
Tobacco stemming and redrying.....		312230-0	06/84	125.866	125.888	125.916	127.809	127.890
Tobacco, unstemmed leaf, redried before packing.....		312230-01	12/03	127.118	127.158	127.210	128.388	128.538
Tobacco, stemmed.....		312230-04	06/84	115.788	115.788	115.788	118.332	118.332
Cigarettes, excluding electronic.....		312230-1	12/82	1,499.164	1,532.638	1,532.638	1,532.638	1,571.956
Other tobacco products.....		312230-9	12/03	251.278	251.278	251.765	252.096	254.294
Cigars.....		312230-91	12/82	698.302	698.302	698.302	698.409	698.409
Chewing and smoking tobacco.....		312230-94	12/82	1,038.561	1,038.561	1,041.159	1,041.159	1,052.886
Secondary products and miscellaneous receipts.....		312230-SM						
Textile mills.....	313		12/03	167.255	166.974	167.410	167.646	167.826
Fiber, yarn, and thread mills.....	3131		12/84	162.053	161.906	163.370	163.480	162.990
Fiber, yarn, and thread mills.....	31311		12/84	162.053	161.906	163.370	163.480	162.990
Fiber, yarn, and thread mills.....	313110		12/11	112.820	112.717	113.737	113.813	113.473
Primary products.....		313110-P	12/11	112.759	112.656	113.675	113.751	113.411
Spun yarns.....		313110-4	12/82	145.910	145.910	146.146	146.146	146.146
Cotton spun yarns.....		313110-42	05/22	79.556	79.556	79.728	79.728	79.728

See footnotes at end of table.

Table 11. Producer price indexes for net output of selected industries and their products, not seasonally adjusted — Continued
[February 2025]

Title ¹	Industry code	Product code	Index base	Unadjusted index ²				
				Oct. 2024	Nov. 2024 ^P	Dec. 2024 ^P	Jan. 2025 ^P	Feb. 2025 ^P
Fiber, yarn, and thread mills - Continued								
Rayon, acetate, and lyocell spun yarns.....		313110-45	12/82	179.885	179.885	179.885	179.885	179.885
Noncellulosic fiber and other natural fiber (excluding cotton and wool) spun yarns.....		313110-47	12/96	140.343	140.343	141.707	141.707	141.707
Other noncellulosic fiber & other natural fiber yarns, spun & finished in the same est.....		313110-475	12/11	121.074	121.074	124.896	124.896	124.896
Textured and twisted yarns.....		313110-6	12/82	195.646	195.271	198.659	198.937	197.694
Textured/crimped/bulked filament yarns, incl. stretch yarn, made from purchased filament yarn.....		313110-6H	12/82	212.542	212.108	216.033	216.062	214.622
Fabric mills.....	3132		12/03	161.599	161.100	161.258	161.651	161.697
Broadwoven fabric mills.....	31321		12/03	164.549	164.539	164.460	163.951	164.026
Broadwoven fabric mills.....	313210		12/03	164.499	164.488	164.409	163.901	163.975
Primary products.....		313210-P	12/03	162.982	162.971	162.890	162.364	162.442
Fabricated textile products, made in weaving mills.....		313210-W	12/06	148.304	148.304	148.304	143.033	144.818
Cotton broadwoven fabrics.....		313210-4	09/21	120.604	120.215	119.842	119.712	119.776
Manmade, silk, and other natural fiber (excluding cotton and wool) broadwoven fabrics.....		313210-8	09/21	111.901	112.053	112.117	111.920	111.862
Greige manmade, silk, and other natural fiber (exc cotton/wool) broadwoven fabrics.....		313210-81	06/11	121.671	121.902	121.999	121.700	121.612
Finished manmade, silk, & natural fiber (exc cotton/wool) broadwoven, finished in weaving mills.....		313210-83	06/81	188.924	188.924	188.924	188.924	188.924
Secondary products and miscellaneous receipts.....		313210-SM						
Narrow fabric mills and schiffli embroidery.....	31322		06/84	250.728	250.854	250.860	251.069	251.075
Narrow fabric mills and schiffli embroidery.....	313220		06/84	254.192	254.320	254.326	254.538	254.544
Primary products.....		313220-P	06/84	256.622	256.753	256.759	256.968	256.968
Woven narrow fabrics (12 inches or less in width).....		313220-2	06/84	247.352	247.531	247.539	247.416	247.416
Braided narrow fabrics (12 inches or less in width).....		313220-4	06/84	367.796	367.796	367.796	371.206	371.206
Secondary products and miscellaneous receipts.....		313220-SM						
Secondary products.....		313220-S	06/84	284.138	284.138	284.138	284.968	285.634
Nonwoven fabric mills.....	31323		12/03	148.125	147.127	147.406	148.222	148.180
Nonwoven fabric mills.....	313230		12/85	176.928	175.736	176.068	177.043	176.993
Primary products.....		313230-P	12/85	182.217	180.989	181.332	182.336	182.284
Nonwoven fabrics.....		313230-1	12/85	184.653	183.341	183.701	184.685	184.613
Pressed, punched, or needled felts, excluding hats.....		313230-5	12/85	166.134	166.290	166.345	167.894	168.217
Knit fabric mills.....	31324		12/03	167.316	167.914	168.115	168.736	169.177
Knit fabric mills.....	313240		12/11	140.710	141.213	141.381	141.904	142.275
Primary products.....		313240-P	12/11	137.210	137.693	137.852	138.373	138.730
Weft (circular) knit fabrics.....		313240-2	06/81	161.400	161.225	161.225	162.216	162.216
Weft (circular) knit fabrics, greige goods (excluding hosiery).....		313240-21	06/81	160.526	160.526	160.526	160.526	160.526
Weft (circular) knit fabrics, knit and finished in the same establishment (excl hosiery).....		313240-23	12/94	162.383	162.111	162.111	163.680	163.680
Other knit fabrics and laces.....		313240-4	06/81	183.051	184.504	184.919	185.203	186.136
Warp knit fabrics, greige goods (excluding hosiery).....		313240-41	06/81	228.872	229.445	229.445	229.445	230.018
Warp knit fabrics, knit and finished in same establishment.....		313240-43	12/03	154.957	157.041	157.718	158.177	159.330
Secondary products and miscellaneous receipts.....		313240-SM1						
Textile and fabric finishing mills.....	3133		12/03	190.262	190.250	190.268	190.338	191.402
Textile and fabric finishing mills.....	31331		12/03	188.366	188.389	188.358	188.389	189.018
Textile and fabric finishing mills.....	313310		12/11	148.716	148.735	148.710	148.735	149.232
Primary products.....		313310-P	12/11	149.890	149.910	149.884	149.909	150.430
Textile and fabric finishing, except broadwoven.....		313310-B	12/03	150.357	150.357	150.725	150.725	151.627
Finished broadwoven fabrics, finished in finishing mills.....		313310-4	12/03	209.395	209.431	209.221	209.268	209.828
Commission finishing of cotton broadwoven fabrics.....		313310-43	06/84	313.589	313.373	313.104	313.229	313.229
Other finished broadwoven fabrics (excl. cotton and wool), finished in finishing mills.....		313310-45	06/84	285.722	285.722	284.852	286.608	288.556
Other commission finishing of broadwoven fabrics (excl. cotton & wool).....		313310-47	06/84	298.418	298.613	298.616	297.238	297.238
Secondary products and miscellaneous receipts.....		313310-SM						
Fabric coating mills.....	31332		12/03	201.047	200.957	201.084	201.244	203.307
Fabric coating mills.....	313320		06/85	283.903	283.776	283.955	284.181	287.095
Primary products.....		313320-P	06/85	276.910	276.792	276.974	277.197	280.052
Vinyl coated fabrics, including expanded vinyl coated.....		313320-1	06/85	264.919	265.241	265.523	265.523	265.523
Rubber coated fabrics, garments, and footwear.....		313320-4	12/03	226.693	226.592	226.592	231.772	231.671
Coated or laminated fabrics and coated yarns, incl. impregnated fabrics.....		313320-5	06/06	166.381	166.198	166.293	166.036	168.676
Secondary products and miscellaneous receipts.....		313320-SM						
Secondary products.....		313320-S	06/85	204.175	204.134	202.700	202.389	-
Textile product mills.....	314		12/03	161.707	160.770	160.800	162.883	163.152

See footnotes at end of table.

Table 11. Producer price indexes for net output of selected industries and their products, not seasonally adjusted — Continued
[February 2025]

Title ¹	Industry code	Product code	Index base	Unadjusted index ²				
				Oct. 2024	Nov. 2024 ^P	Dec. 2024 ^P	Jan. 2025 ^P	Feb. 2025 ^P
Textile furnishings mills.....	3141		12/03	156.280	154.778	154.773	157.555	157.607
Carpet and rug mills.....	31411		12/84	192.063	189.583	189.574	194.094	194.094
Carpet and rug mills.....	314110		06/90	175.774	173.504	173.496	177.633	177.633
Primary products.....		314110-P	06/90	177.193	174.896	174.887	179.075	179.075
Carpet and rugs.....		314110-0	06/90	177.193	174.896	174.887	179.075	179.075
Secondary products and miscellaneous receipts.....		314110-SM						
Curtain and linen mills.....	31412		12/03	160.244	160.244	160.245	160.421	160.630
Curtain and linen mills.....	314120		06/83	187.467	187.467	187.468	187.676	187.920
Primary products.....		314120-P	06/83	184.807	184.807	184.807	184.807	185.054
Curtains and draperies, made from purchased materials.....		314120-1	06/84	235.448	235.448	235.448	235.448	235.448
Other household textile products, made from purchased materials.....		314120-8	06/83	179.305	179.305	179.305	179.305	179.654
Bedspreads, made from purchased materials.....		314120-83	06/83	152.318	152.318	152.318	152.318	152.318
Other household furnishings, made from purchased materials.....		314120-89	06/83	164.810	164.810	164.810	164.810	165.193
Secondary products and miscellaneous receipts.....		314120-SM						
Miscellaneous receipts.....		314120-M	06/83	212.039	212.039	212.039	218.109	218.109
Secondary products.....		314120-S	06/83	261.326	261.326	261.403	261.643	262.211
Other textile product mills.....	3149		12/03	166.855	166.724	166.805	167.874	168.443
Textile bag and canvas mills.....	31491		12/03	175.583	175.789	176.688	178.519	178.631
Textile bag and canvas mills.....	314910		12/11	146.515	146.686	147.437	148.965	149.059
Primary products.....		314910-P	12/11	148.139	148.143	148.989	150.630	150.716
Textile bags.....		314910-1	12/85	223.889	223.931	223.931	228.481	229.435
Duffie bags.....		314910-11	12/02	180.655	181.139	181.139	181.178	181.523
All other textile bags.....		314910-13	12/85	232.206	232.206	232.206	237.273	238.303
Canvas and related products.....		314910-5	12/85	381.614	381.614	384.139	387.806	387.806
Secondary products and miscellaneous receipts.....		314910-SM						
Miscellaneous receipts.....		314910-M	12/11	116.014	116.014	116.014	123.396	—
Secondary products.....		314910-S	12/11	171.236	173.300	173.300	173.318	173.527
All other textile product mills.....	31499		12/03	161.453	161.159	160.842	161.534	162.320
Rope, twine, tire cord, and tire fabric mills.....	314994		12/11	112.746	111.814	111.971	112.498	112.898
Primary products.....		314994-P	12/11	110.483	109.548	109.705	110.208	110.609
Rope, cordage, and twine.....		314994-4	06/85	297.937	297.717	298.568	301.371	303.551
Tire cord and tire fabrics.....		314994-7	06/84	134.874	132.711	132.711	132.681	132.681
Secondary products and miscellaneous receipts.....		314994-SM						
Miscellaneous receipts.....		314994-M	12/11	153.392	153.392	153.471	154.989	154.993
All other miscellaneous textile product mills.....	314999		12/03	159.184	159.233	158.744	159.405	160.250
Primary products.....		314999-P	12/03	158.540	158.598	158.060	158.801	159.388
Embroideries (excluding Schiffl machine products) and embroidery contractors.....		314999-6	12/11	132.335	132.335	132.335	132.335	132.986
Trimmings and findings, excluding automobile and apparel.....		314999-7	12/03	225.147	225.147	209.186	209.186	209.186
All other miscellaneous fabricated textile products.....		314999-8	12/03	155.997	156.083	156.083	156.231	156.864
Secondary products and miscellaneous receipts.....		314999-SM						
Miscellaneous receipts.....		314999-M	12/03	182.427	182.427	182.037	182.134	186.704
Secondary products.....		314999-S	12/03	147.917	147.917	147.917	148.194	148.324
Apparel manufacturing.....	315		12/03	135.791	136.064	136.069	136.640	136.732
Apparel knitting mills.....	3151		12/84	140.025	140.025	140.025	140.184	140.184
Apparel Knitting Mills.....	31512		12/22	101.552	101.552	101.552	101.667	101.667
Apparel knitting mills.....	315120		12/22	101.552	101.552	101.552	101.667	101.667
Primary products.....		315120-P	12/22	101.571	101.571	101.571	101.689	101.689
Hosiery and socks.....		315120-1	12/10	116.492	116.492	116.492	116.492	116.492
Hosiery and socks.....		315120-10	05/20	107.251	107.251	107.251	107.251	107.251
Other apparel knitting mills.....		315120-2	12/11	119.739	119.739	119.739	120.359	120.359
Outerwear, made in knitting mills.....		315120-28	12/84	126.007	126.007	126.007	126.658	126.658
Other knit outerwear (exc. sweaters & shirts) and apparel products, made in knitting mills.....		315120-289	05/24	99.938	99.938	99.938	99.907	99.907
Secondary products and miscellaneous receipts.....		315120-SM						
Cut and sew apparel manufacturing.....	3152		12/03	133.946	134.134	134.140	134.631	134.744
Cut and sew apparel contractors.....	31521		12/03	156.937	156.937	156.937	156.937	156.937
Cut and sew apparel contractors.....	315210		12/11	149.679	149.679	149.679	149.679	149.679
Primary products.....		315210-P	12/11	150.331	150.331	150.331	150.331	150.331
Contract receipts for women's, girls', and infants' apparel.....		315210-2	12/03	155.493	155.493	155.493	155.493	—
Contract receipts for men's and boys' (including unisex) apparel.....		315210-4	12/03	168.996	168.996	168.996	168.996	168.996
Contract receipts for men's and boys' pants, work apparel, and other outerwear.....		315210-48	06/07	134.854	134.854	134.854	134.854	134.854
Secondary products and miscellaneous receipts.....		315210-SM						

See footnotes at end of table.

Table 11. Producer price indexes for net output of selected industries and their products, not seasonally adjusted — Continued
[February 2025]

Title ¹	Industry code	Product code	Index base	Unadjusted index ²				
				Oct. 2024	Nov. 2024 ^P	Dec. 2024 ^P	Jan. 2025 ^P	Feb. 2025 ^P
Cut and sew apparel manufacturing (except contractors).....	31525		12/22	102.312	102.516	102.523	103.053	103.174
Cut and sew apparel manufacturing (except contractors).....	315250		12/22	102.324	102.527	102.534	103.063	103.184
Primary products.....		315250-P	12/22	102.219	102.415	102.422	102.941	103.065
Men's and boys' cut and sew apparel manufacturing.....		315250-1	12/11	141.000	141.993	141.991	142.629	142.610
Men's and boys' nightwear, robes, and underwear, made from purchased fabrics.....		315250-11	12/03	166.771	166.771	166.771	172.636	172.636
Men's and boys' suits, coats, and overcoats, made from purchased fabrics.....		315250-12	12/80	229.470	229.470	229.470	229.470	229.470
Men's and boys' shirts, except work shirts, made from purchased fabrics.....		315250-13	06/83	196.153	196.153	196.153	197.399	197.399
Men's and boys' pants, except work pants, made from purchased fabrics.....		315250-14	12/81	261.791	261.791	261.791	261.791	261.791
Men's and boys' work clothing, made from purchased fabrics.....		315250-15	12/81	172.460	178.251	178.239	180.182	179.779
Men's and boys' other outerwear, made from purchased fabrics.....		315250-16	12/83	220.755	221.180	221.180	221.829	222.371
Women's, girls', and infants' cut and sew apparel manufacturing.....		315250-2	12/11	107.347	107.347	107.361	107.363	107.263
Women's and girls' lingerie and nightwear, made from purchased fabrics.....		315250-21	12/03	119.242	119.242	119.242	119.306	119.306
Women's and girls' blouses and shirts, made from purchased fabrics.....		315250-22	06/83	173.034	173.034	173.034	173.034	173.034
Women's and girls' dresses, made from purchased fabrics.....		315250-23	12/80	133.238	133.238	133.238	133.238	133.238
Women's and girls' suits, coats, and skirts, made from purchased fabrics.....		315250-24	12/82	130.467	130.467	130.725	130.725	130.725
Women's and girls' other outerwear, made from purchased fabrics.....		315250-25	06/83	110.563	110.563	110.563	110.563	110.147
Other cut and sew apparel manufacturing.....		315250-3	12/22	105.603	105.603	105.603	107.697	108.649
Fur and leather apparel, made from purchased materials.....		315250-31	12/03	209.499	209.499	209.499	216.153	216.153
All other cut and sew apparel, made from purchased materials.....		315250-32	12/03	161.071	161.071	161.071	163.987	165.650
Secondary products and miscellaneous receipts.....		315250-SM						
Miscellaneous receipts.....		315250-M	12/11	130.625	131.473	131.473	132.253	132.253
Secondary products.....		315250-S	12/11	129.613	129.907	129.897	131.321	131.417
Accessories and other apparel manufacturing.....	3159		12/03	167.029	168.508	168.507	170.448	170.450
Accessories and other apparel manufacturing.....	31599		12/03	167.025	168.505	168.503	170.444	170.446
Accessories and other apparel manufacturing.....	315990		12/11	150.253	151.587	151.586	153.334	153.335
Primary products.....		315990-P	12/11	144.919	146.316	146.316	148.057	148.057
All other accessories and apparel.....		315990-B	12/03	140.901	144.232	144.232	144.232	144.232
Leather belts, made from purchased materials.....		315990-BC	06/85	177.733	177.733	—	—	—
All other apparel accessories, made from purchased materials.....		315990-BE	12/11	140.331	144.292	144.292	144.292	144.292
Hats, caps, and millinery products.....		315990-4	12/90	280.700	280.700	280.700	288.696	288.696
Men's and boys' fabric, straw, and felt hats, made from purchased materials.....		315990-41	12/90	308.906	308.906	308.906	319.512	319.512
Women's, girls', and infants' fabric, straw, and felt hats, made from purchased materials.....		315990-43	12/90	166.400	166.400	166.400	166.400	166.400
Hat bodies and fabric caps, made from purchased materials.....		315990-45	12/90	273.715	273.715	273.715	273.715	273.715
Gloves and mittens, made from purchased materials.....		315990-7	12/03	188.675	188.675	188.675	188.675	188.675
Secondary products and miscellaneous receipts.....		315990-SM						
Miscellaneous receipts.....		315990-M	12/11	165.900	165.900	165.900	165.900	165.900
Secondary products.....		315990-S	12/11	144.858	144.881	144.843	147.366	147.410
Leather and allied product manufacturing.....	316		12/84	205.940	206.547	206.769	206.893	207.347
Leather and hide tanning and finishing.....	3161		06/81	203.546	204.406	205.381	205.053	203.329
Leather and hide tanning and finishing.....	31611		06/81	203.546	204.406	205.381	205.053	203.329
Leather and hide tanning and finishing.....	316110		06/81	203.400	204.259	205.233	204.905	203.183
Primary products.....		316110-P	06/81	199.423	200.270	201.229	200.906	199.209
Finished and unfinished leather.....		316110-1	12/97	108.699	109.217	109.805	109.543	108.504
Tanning or finishing leather owned by others, and furs, dressed and dyed or bleached.....		316110-2	06/11	135.042	135.042	135.042	135.685	135.682
Contract and commission receipts for tanning or finishing leather owned by others.....		316110-21	06/81	207.586	207.586	207.586	208.795	208.789
Secondary products and miscellaneous receipts.....		316110-SM						
Footwear manufacturing.....	3162		12/03	161.209	161.209	161.209	161.635	163.279
Footwear manufacturing.....	31621		12/03	161.209	161.209	161.209	161.635	163.279
Footwear manufacturing.....	316210		12/11	142.501	142.501	142.501	142.878	144.331
Primary products.....		316210-P	12/11	141.260	141.260	141.260	141.629	143.107
Rubber and plastics footwear, including athletic footwear.....		316210-1	12/80	165.882	165.882	165.882	166.251	167.289
Men's footwear (size 6 and larger), excluding athletic.....		316210-2	12/93	209.138	209.138	209.138	209.915	213.560
Women's footwear (size 4 and larger), excluding athletic.....		316210-5	12/93	153.916	153.916	153.916	154.133	154.133
Secondary products and miscellaneous receipts.....		316210-SM						
Miscellaneous receipts.....		316210-M	12/11	171.168	171.168	171.168	171.168	171.168
Other leather product manufacturing.....	3169		12/03	160.635	161.459	161.394	161.398	161.617
Other leather product manufacturing.....	31699		12/03	160.636	161.459	161.394	161.399	161.617
Other leather and allied product manufacturing.....	316990		12/22	107.549	108.101	108.057	108.060	108.207
Primary products.....		316990-P	12/22	107.631	108.205	108.160	108.160	108.305
Women's and children's handbags and purses.....		316990-1	06/06	133.842	134.111	133.842	133.842	133.842
All other leather goods and allied products.....		316990-2	12/11	141.780	142.660	142.660	142.660	142.903

See footnotes at end of table.

Table 11. Producer price indexes for net output of selected industries and their products, not seasonally adjusted — Continued
[February 2025]

Title ¹	Industry code	Product code	Index base	Unadjusted index ²				
				Oct. 2024	Nov. 2024 ^P	Dec. 2024 ^P	Jan. 2025 ^P	Feb. 2025 ^P
Other leather and allied product manufacturing - Continued								
Luggage (including suitcases, travel bags, backpacks, and other types).....		316990-21	12/84	185.862	185.862	185.862	185.862	186.628
Personal leather goods (excluding women's handbags and purses).....		316990-22	06/82	207.371	207.371	207.371	207.371	207.371
Boot and shoe cut stock and findings.....		316990-24	12/06	136.600	136.600	136.600	136.600	136.600
All other miscellaneous leather goods.....		316990-25	12/03	177.066	179.251	179.251	179.251	179.251
Secondary products and miscellaneous receipts.....		316990-SM						
Miscellaneous receipts.....		316990-M	12/11	154.304	—	—	—	—
Wood product manufacturing.....	321		12/03	181.585	182.972	183.867	183.162	183.644
Sawmills and wood preservation.....	3211		12/03	147.303	149.540	150.386	149.126	150.414
Sawmills and wood preservation.....	32111		12/03	147.303	149.540	150.386	149.126	150.414
Sawmills.....	321113		12/80	205.630	209.845	211.191	208.483	212.020
Primary products.....		321113-P	12/03	135.098	138.093	139.060	137.173	139.715
Hardwood lumber, made in sawmills.....		321113-1	12/03	103.377	103.019	102.821	103.273	103.232
Softwood lumber, made in sawmills.....		321113-3	12/03	131.870	137.053	138.721	135.332	139.458
Softwood dressed lumber, less than 2 inches in nominal thickness, not edge worked.....		321113-32	06/12	116.027	116.704	119.695	122.203	130.782
Softwood dressed 2-inch lumber, 2 inches in nominal thickness only, not edge worked.....		321113-33	06/12	151.418	161.844	164.668	157.110	163.708
Softwood dressed lumber and timbers, more than 2 inches in nominal thickness, not edge worked.....		321113-34	06/12	113.579	113.764	113.579	114.010	114.194
Wood chips, excluding field chips.....		321113-5	12/80	144.266	143.356	143.373	143.936	143.937
Wood ties, siding, shingles, and shakes, and contract sawing of logs owned by others.....		321113-7	12/03	176.739	176.739	176.739	176.739	176.739
Secondary products and miscellaneous receipts.....		321113-SM						
Wood preservation.....	321114		06/85	282.090	281.328	282.141	284.037	278.384
Primary products.....		321114-P	06/85	279.676	278.780	279.273	280.821	274.447
Wood poles, piles, and posts owned and treated by the same establishment.....		321114-1	06/85	430.520	425.592	427.755	431.086	416.521
Other wood products owned and treated by the same establishment.....		321114-5	06/85	235.106	236.781	236.222	236.975	234.417
Receipts for treating wood owned by others w/ arsenical chemicals, creosote, & other chemicals.....		321114-9	06/85	225.368	225.129	225.467	225.583	225.583
Secondary products and miscellaneous receipts.....		321114-SM						
Plywood and engineered wood product mfg.....	3212		12/03	168.260	171.325	173.362	169.879	170.497
Plywood and engineered wood product mfg.....	32121		12/03	168.260	171.325	173.362	169.879	170.497
Hardwood veneer and plywood manufacturing.....	321211		06/85	217.418	216.876	216.599	217.460	217.973
Primary products.....		321211-P	06/85	227.738	227.126	226.792	228.003	228.182
Hardwood veneer, including veneer backed with paper, cloth, or other flexible material.....		321211-1	12/03	135.905	136.605	136.209	136.534	136.710
Hardwood plywood.....		321211-4	12/12	150.375	148.092	148.246	149.176	—
Hardwood veneered panels, including two-ply veneers.....		321211-7	06/85	227.704	227.576	227.075	229.755	229.951
Secondary products and miscellaneous receipts.....		321211-SM						
Softwood veneer and plywood manufacturing.....	321212		12/80	233.054	233.127	230.819	226.101	234.147
Primary products.....		321212-P	12/80	243.632	243.921	241.582	236.150	245.189
Softwood veneer, incl. veneer backed w/ paper, cloth, or other flexible material.....		321212-1	12/80	173.911	173.182	175.055	175.548	176.915
Softwood plywood products: rough, sanded, and specialties.....		321212-4	12/11	170.292	170.998	167.453	161.301	170.361
Secondary products and miscellaneous receipts.....		321212-SM						
Secondary products.....		321212-S	12/80	184.843	182.745	180.165	181.498	181.499
Engineered wood member manufacturing.....	321215		12/22	87.019	86.765	86.703	85.916	85.893
Primary products.....		321215-P	12/22	87.059	86.949	87.011	85.985	86.278
Engineered wood members (excluding trusses).....		321215-1	12/06	206.787	207.079	205.931	205.108	205.053
Laminated veneer lumber.....		321215-11	12/03	234.821	235.188	—	—	—
Other engineered structural wood members, excluding trusses & laminated veneer lumber.....		321215-12	12/03	257.375	257.719	257.618	257.618	257.548
Wood trusses.....		321215-2	12/03	262.202	261.577	262.448	258.507	259.789
Secondary products and miscellaneous receipts.....		321215-SM						
Reconstituted wood product manufacturing.....	321219		06/91	252.969	268.627	279.879	268.406	267.044
Primary products.....		321219-P	06/91	254.574	270.864	282.840	271.072	269.805
Hardboard products.....		321219-B	12/11	183.625	183.625	182.451	181.595	188.530
Particleboard made from particleboard produced at the same location.....		321219-1	12/82	355.872	355.354	355.542	351.704	351.704
Medium density fiberboard (MDF) made from MDF produced at the same location.....		321219-3	06/84	252.591	252.213	251.722	248.769	—
Secondary products and miscellaneous receipts.....		321219-SM						
Other wood product manufacturing.....	3219		12/03	201.846	201.881	202.164	203.199	203.177
Millwork.....	32191		12/03	199.438	199.627	200.125	200.656	200.401
Wood window and door manufacturing.....	321911		12/03	207.052	206.723	206.922	207.124	208.716
Primary products.....		321911-P	12/03	203.361	202.993	203.194	203.317	205.079
Wood window units.....		321911-1	06/83	388.045	388.045	388.045	392.459	399.527

See footnotes at end of table.

Table 11. Producer price indexes for net output of selected industries and their products, not seasonally adjusted — Continued
 [February 2025]

Title ¹	Industry code	Product code	Index base	Unadjusted index ²				
				Oct. 2024	Nov. 2024 ^P	Dec. 2024 ^P	Jan. 2025 ^P	Feb. 2025 ^P
Wood window and door manufacturing - Continued								
Double hung wood window units.....		321911-11	06/13	172.300	172.300	172.300	175.460	175.460
Casement wood window units.....		321911-12	06/13	190.660	190.660	190.660	191.707	195.678
All other wood window units, including horizontal sliding, awning and single hung.....		321911-13	06/13	163.237	163.237	163.237	164.880	174.270
Wood sash, excluding sash shipped in window units.....		321911-3	06/83	392.023	392.023	392.023	397.151	403.499
Wood window & door frames, incl. door frames in door units, excl. window frames in window units.....		321911-5	06/83	213.724	213.724	215.047	212.824	213.145
Wood panel, flush, & molded face doors, interior & exterior, incl. doors with glazed sections.....		321911-7	06/83	357.600	355.022	355.103	351.866	346.736
Other wood doors, incl. garage, patio, bifold, cabinet, screen, storm and louver. ...		321911-9	06/83	333.381	333.304	333.215	333.269	341.098
Secondary products and miscellaneous receipts.....		321911-SM						
Secondary products.....		321911-S	12/03	193.443	193.388	193.361	192.757	194.262
Cut stock, resawing lumber, and planing.....	321912		12/03	191.913	193.584	195.958	199.548	199.721
Primary products.....		321912-P	12/03	189.168	191.116	193.883	198.068	198.269
Softwood lumber, made from purchased lumber.....		321912-3	12/03	239.969	241.880	243.303	249.377	249.009
Hardwood cut stock and dimension.....		321912-6	06/84	298.770	305.255	312.551	319.846	-
Softwood cut stock and dimension.....		321912-8	12/80	188.945	189.358	190.909	194.837	199.864
Sawn wood fence stock, wood lath, and contract resawing and planing.....		321912-9	12/03	213.544	213.544	213.544	213.544	213.544
Secondary products and miscellaneous receipts.....		321912-SM						
Other millwork, including flooring.....	321918		12/03	190.525	190.400	189.949	188.625	185.222
Primary products.....		321918-P	12/03	188.234	188.153	187.332	187.654	185.512
Wood moldings.....		321918-2	06/83	353.370	353.370	353.370	353.010	345.636
Other wood millwork products, including stairwork, exterior millwork, and softwood flooring.....		321918-5	12/03	169.209	169.209	167.700	168.239	166.133
Hardwood flooring.....		321918-7	06/84	265.673	265.258	264.879	265.432	265.403
Hardwood flooring, other than oak and maple.....		321918-72	12/03	170.981	170.981	170.981	170.981	170.981
Oak and maple hardwood flooring.....		321918-73	06/84	240.677	240.278	239.913	240.445	240.418
Secondary products and miscellaneous receipts.....		321918-SM						
Secondary products.....		321918-S	12/03	225.120	-	-	-	-
Wood container and pallet manufacturing.....	32192		12/03	178.998	178.615	178.647	179.097	179.097
Wood container and pallet manufacturing.....	321920		12/03	178.972	178.588	178.621	179.072	179.072
Primary products.....		321920-P	12/03	172.540	172.161	172.213	172.679	172.679
Nailed and lock-corner wood boxes.....		321920-1	06/85	208.544	208.544	208.544	209.424	209.424
Wood box and crate shook.....		321920-3	06/85	224.892	224.892	225.714	221.358	221.358
Wood pallets and pallet containers, wood and metal combination.....		321920-5	12/03	184.909	184.444	184.465	184.115	184.115
Other wood container parts and wood containers.....		321920-7	12/03	114.507	114.507	114.507	125.815	-
Secondary products and miscellaneous receipts.....		321920-SM						
Miscellaneous receipts.....		321920-M	12/03	166.148	164.670	161.887	160.822	160.822
All other wood product manufacturing.....	32199		12/03	210.982	211.012	211.063	213.283	213.679
Manufactured home, mobile home, manufacturing.....	321991		06/81	490.578	490.590	490.654	491.138	492.329
Primary products.....		321991-P	06/81	490.647	490.659	490.722	491.206	492.398
Manufactured (mobile) homes, incl. multi-section & and nonresidential mobile buildings.....		321991-3	06/81	491.651	491.663	491.727	492.211	493.406
Secondary products and miscellaneous receipts.....		321991-SM						
Prefabricated wood building manufacturing.....	321992		12/84	407.293	407.990	408.277	416.406	418.261
Primary products.....		321992-P	12/84	392.424	392.974	393.248	401.292	402.905
Prefabricated stationary wood buildings, components (not sold as complete units).....		321992-1	12/89	211.264	211.264	211.264	226.508	-
Prefabricated stationary wood buildings, shipped in panel form (complete units). ...		321992-5	12/84	576.794	579.524	578.322	607.287	606.758
Prefabricated stationary wood buildings, precut packages (complete units).....		321992-6	12/84	524.080	523.279	523.938	515.309	519.137
Prefabricated stationary wood buildings, shipped in three-dimensional assemblies.....		321992-7	12/84	417.809	417.809	419.291	419.188	422.747
Prefabricated stationary wood buildings, three-dimensional assemblies, residential.....		321992-71	12/84	409.443	409.443	411.028	410.917	414.405
Prefabricated stationary wood buildings, three-dimensional assemblies, nonresidential.....		321992-72	12/84	461.964	461.964	462.177	462.175	466.098
Secondary products and miscellaneous receipts.....		321992-SM						
Miscellaneous receipts.....		321992-M	06/98	289.074	295.140	295.641	295.544	305.521
Secondary products.....		321992-S	08/92	398.696	399.008	399.036	400.436	400.478
Miscellaneous wood product manufacturing.....	321999		12/03	155.597	155.449	155.449	157.321	157.221
Primary products.....		321999-P	06/84	231.158	231.158	231.158	234.192	234.192
All other miscellaneous wood products.....		321999-0	06/02	151.040	151.040	151.040	153.023	153.023
Secondary products and miscellaneous receipts.....		321999-SM						
Paper manufacturing.....	322		12/03	186.669	186.718	186.488	186.825	187.344
Pulp, paper & paperboard mills.....	3221		12/03	180.073	179.931	178.728	178.703	179.551
Pulp mills.....	32211		12/82	256.349	254.696	249.369	243.278	240.056

See footnotes at end of table.

Table 11. Producer price indexes for net output of selected industries and their products, not seasonally adjusted — Continued
 [February 2025]

Title ¹	Industry code	Product code	Index base	Unadjusted index ²				
				Oct. 2024	Nov. 2024 ^P	Dec. 2024 ^P	Jan. 2025 ^P	Feb. 2025 ^P
Pulp mills.....	322110		12/82	256.347	254.694	249.367	243.277	240.054
Primary products.....		322110-P	12/82	283.735	281.905	276.009	269.268	265.701
Special alpha and dissolving wood pulp, incl. sulfite and sulfate and other wood pulp.....		322110-6	12/11	132.961	132.010	128.942	125.894	124.118
All other miscellaneous pulp, other than wood, and pulp mill by-products, incl. turpentine.....		322110-9	06/88	330.919	330.919	330.919	320.552	318.761
Paper mills.....	32212		06/81	241.417	240.735	239.258	238.622	239.669
Paper mills.....	322120		12/03	165.078	164.612	163.602	163.167	163.883
Primary products.....		322120-P	12/03	166.052	165.717	164.437	164.149	164.896
Bleached bristol, clay-coated, uncoated, and industrial converted paper.....		322120-1	12/11	132.161	131.902	131.772	131.074	132.357
Sanitary tissue paper products, made in paper mills.....		322120-4	06/83	240.387	240.620	237.484	237.538	237.871
Newsprint and uncoated ground-wood paper.....		322120-5	12/03	120.978	120.978	120.978	120.978	120.978
Secondary products and miscellaneous receipts.....		322120-SM						
Paperboard mills.....	32213		12/82	380.739	381.559	379.408	381.556	384.363
Paperboard mills.....	322130		12/82	381.169	381.992	379.845	381.999	384.811
Primary products.....		322130-P	12/82	364.449	365.426	363.846	366.131	368.902
Bleached packaging and industrial converting paperboard.....		322130-B	05/21	128.402	128.402	128.402	128.402	128.402
Unbleached kraft packaging and industrial converting paperboard.....		322130-1	12/82	353.440	354.752	351.190	354.472	359.330
Recycled paperboard.....		322130-7	12/82	412.150	413.272	415.242	417.304	417.497
Secondary products and miscellaneous receipts.....		322130-SM						
Converted paper product mfg.....	3222		12/03	192.650	192.889	193.135	193.811	194.253
Paper container mfg.....	32221		12/84	331.913	332.394	333.099	334.680	334.747
Corrugated and solid fiber box manufacturing.....	322211		03/80	442.685	442.341	443.687	446.723	446.743
Primary products.....		322211-P	03/80	443.468	443.229	444.639	447.773	447.773
Corrugated and solid fiber boxes, including pallets.....		322211-0	03/80	443.468	443.229	444.639	447.773	447.773
Corrugated shipping containers for food and beverages and carryout boxes for retail food.....		322211-01	03/80	375.278	375.278	376.087	378.479	378.479
Corrugated shipping containers for paper and allied products.....		322211-02	03/80	417.252	417.252	417.252	417.252	417.252
Corrugated shipping containers for metal and electrical machinery.....		322211-03	06/02	256.448	256.448	256.448	264.637	264.637
Corrugated shipping containers for all other end uses.....		322211-04	03/80	456.102	456.102	456.102	456.102	456.102
Corrugated paperboard in sheets and rolls, lined and unlined.....		322211-05	03/80	373.537	373.537	379.510	385.616	385.616
Other corrugated and solid fiber products, including containers, pallets, pads, etc.....		322211-09	06/02	280.350	279.308	279.308	279.308	279.308
Secondary products and miscellaneous receipts.....		322211-SM						
Miscellaneous receipts.....		322211-M	06/02	337.308	337.308	335.651	335.651	—
Secondary products.....		322211-S	12/90	217.602	215.499	215.498	215.726	216.098
Folding paperboard box manufacturing.....	322212		12/83	244.411	246.627	246.764	244.249	244.607
Primary products.....		322212-P	12/83	239.454	241.711	241.850	239.289	239.475
Folding paperboard boxes, packaging, and packaging components.....		322212-0	12/83	239.454	241.711	241.850	239.289	239.475
Secondary products and miscellaneous receipts.....		322212-SM						
Other paperboard container manufacturing.....	322219		12/11	142.577	142.672	142.633	145.340	145.182
Primary products.....		322219-P	12/11	146.996	147.103	147.059	150.109	149.931
Setup (rigid) paperboard boxes.....		322219-1	12/83	478.005	477.470	477.470	477.470	470.578
Paperboard fiber drums with ends of any material.....		322219-7	12/85	532.661	536.983	536.957	536.957	536.645
Fiber cans, tubes, and similar fiber products.....		322219-8	12/85	443.673	443.765	443.285	443.737	443.105
Fiber cans, all fiber and composite.....		322219-81	12/85	394.644	394.314	393.617	393.347	390.808
Fiber cores and tubes.....		322219-82	12/85	462.635	463.630	463.630	465.608	469.072
Paperboard cones, reels, spools, bobbins, blocks, and all vulcanized fiber products.....		322219-83	12/02	166.660	166.660	166.660	166.660	166.660
Secondary products and miscellaneous receipts.....		322219-SM						
Paper bag and coated and treated paper mfg.....	32222		12/03	177.353	177.395	177.330	177.933	178.995
Paper bag and coated and treated paper manufacturing.....	322220		12/11	134.817	134.848	134.799	135.257	136.064
Primary products.....		322220-P	12/11	134.331	134.383	134.331	134.804	135.631
Uncoated single-web paper grocers' bags and sacks and variety and shopping bags.....		322220-D	12/83	497.015	496.132	497.400	497.867	493.247
Shipping sacks and multiwall bags, all materials, except textiles.....		322220-E	12/83	306.829	306.183	306.183	305.568	305.609
Laminated aluminum foil rolls and sheets for flexible packaging uses.....		322220-F	12/03	163.674	164.221	164.401	164.491	164.248
Pasted, lined, laminated, or surface-coated paperboard.....		322220-G	12/84	334.272	334.272	334.298	337.989	337.989
Single-web paper, rolls and sheets, including waxed, for flexible packaging uses.....		322220-H	12/87	295.768	295.768	295.945	296.271	296.271
Multiweb laminated rolls and sheets, except foil, for flexible packaging uses.....		322220-J	12/03	163.934	163.934	165.006	164.268	164.148
Printing paper, coated at establishments other than where paper was produced.....		322220-K	12/82	259.086	259.086	259.086	259.086	—
Pressure-sensitive products.....		322220-N	12/82	246.699	247.820	247.449	248.824	247.765
Wallcoverings.....		322220-7	06/85	—	189.588	189.588	189.588	189.588
Other coated and processed papers, except for packaging uses.....		322220-9	12/11	130.380	129.094	128.414	130.089	134.615
Secondary products and miscellaneous receipts.....		322220-SM						
Miscellaneous receipts.....		322220-M	12/11	158.599	156.594	156.594	156.594	156.594
Secondary products.....		322220-S	12/11	135.977	135.977	135.977	135.915	136.139

See footnotes at end of table.

Table 11. Producer price indexes for net output of selected industries and their products, not seasonally adjusted — Continued
[February 2025]

Title ¹	Industry code	Product code	Index base	Unadjusted index ²				
				Oct. 2024	Nov. 2024 ^P	Dec. 2024 ^P	Jan. 2025 ^P	Feb. 2025 ^P
Stationery product mfg.	32223		12/03	211.180	212.129	212.869	212.758	215.535
Stationery product manufacturing.	322230		12/11	165.118	165.860	166.437	166.351	168.523
Primary products.		322230-P	12/11	166.218	166.988	167.591	167.499	169.627
Die-cut paper and paperboard office supplies.		322230-4	12/89	324.092	324.092	324.092	328.081	339.752
Envelopes, commercial, all types and materials.		322230-5	12/84	250.931	250.439	250.184	257.575	261.034
Tablets, pads and related products.		322230-9	06/85	264.191	264.191	264.191	264.191	264.191
Secondary products and miscellaneous receipts.		322230-SM						
Miscellaneous receipts.		322230-M	12/11	122.771	122.596	122.292	122.480	122.534
Other converted paper product mfg.	32229		12/03	147.364	147.411	147.254	147.248	147.416
Sanitary paper product manufacturing.	322291		12/03	134.230	134.256	133.926	134.058	134.183
Primary products.		322291-P	06/83	195.601	195.632	195.244	195.360	195.540
Disposable diapers and similar disposable products, made from purchased sanitary paper stock.		322291-2	12/03	104.949	104.949	104.949	104.949	104.949
Sanitary tissue paper products, made from purchased sanitary paper stock or wadding.		322291-5	12/03	168.517	168.567	167.937	168.124	168.418
Secondary products and miscellaneous receipts.		322291-SM						
Miscellaneous receipts.		322291-M	12/03	267.651	278.643	199.848	256.826	261.175
All other converted paper product mfg.	322299		12/03	180.354	180.464	180.884	180.422	180.727
Primary products.		322299-P	12/03	178.500	178.559	178.735	178.405	178.783
Molded pulp goods, including egg cartons, florist pots, food trays, etc.		322299-1	12/03	191.919	194.307	193.447	191.637	193.209
Miscellaneous converted paper and paperboard products.		322299-3	12/03	175.440	174.765	175.270	175.404	175.407
Secondary products and miscellaneous receipts.		322299-SM						
Secondary products.		322299-S	12/03	189.152	189.186	189.184	188.953	—
Printing and related support activities.	323		12/03	167.742	167.740	167.817	168.630	169.211
Printing and related support activities.	3231		12/03	167.942	167.941	168.017	168.832	169.413
Printing.	32311		12/03	169.786	169.778	169.853	170.692	171.291
Commercial screen printing.	323113		12/03	132.642	132.696	132.745	132.917	133.977
Primary products.		323113-P	12/03	132.126	132.187	132.216	132.391	133.493
Screen printing on garments, apparel accessories, and other fabric articles, excluding labels.		323113-4	06/90	167.648	167.751	167.800	168.021	169.890
Screen printing (excluding on textiles, apparel, apparel accessories, and labels).		323113-6	12/06	132.152	132.152	132.152	132.330	132.330
Secondary products and miscellaneous receipts.		323113-SM						
Miscellaneous receipts.		323113-M	12/03	145.661	146.234	147.381	147.381	148.895
Secondary products.		323113-S	12/03	124.828	124.739	124.695	124.878	125.520
Books printing.	323117		12/83	284.938	284.575	287.591	289.598	290.507
Primary products.		323117-P	12/83	287.888	287.443	291.166	293.626	293.626
Other book and pamphlet printing and binding.		323117-E	06/93	161.459	161.443	161.443	164.908	164.908
Textbook printing and binding.		323117-1	06/93	153.167	152.676	152.664	156.098	156.098
Technical, scientific, & professional book printing & binding.		323117-3	06/93	149.786	148.412	150.212	150.212	150.212
Religious book printing and binding.		323117-5	06/93	196.835	196.493	197.793	198.631	198.631
General book (trade, etc.) printing & binding.		323117-7	06/93	281.538	281.538	288.530	288.530	288.530
Secondary products and miscellaneous receipts.		323117-SM						
Commercial printing, except screen and books.	32311K		12/11	151.771	151.771	151.731	152.513	152.989
Primary products.		32311K-P	12/11	142.299	142.299	142.249	143.126	143.697
Commercial lithographic printing.		32311K-0	06/82	217.466	217.466	217.765	217.419	218.506
Other commercial and general job printing (lithographic).		32311K-0B	12/01	145.369	145.369	145.459	145.735	150.304
Magazine and periodical printing (lithographic).		32311K-01	06/82	179.125	179.125	179.125	178.403	183.584
Label and wrapper printing (lithographic).		32311K-03	06/82	173.595	173.595	173.595	173.595	173.595
Catalog and directory printing (lithographic).		32311K-05	06/82	171.026	171.026	172.916	172.810	172.810
Advertising printing (lithographic).		32311K-09	06/82	188.024	188.024	188.187	187.693	187.693
Commercial flexographic printing.		32311K-2	12/03	205.882	205.882	205.882	207.996	207.996
Label and wrapper printing (flexographic).		32311K-21	12/01	200.547	200.547	200.547	201.735	201.735
Quick printing.		32311K-4	12/03	172.645	172.645	172.645	—	—
Digital printing.		32311K-5	12/03	139.881	139.881	139.430	141.633	142.463
Manifold business forms printing.		32311K-6	12/03	232.179	232.179	—	—	—
Other commercial printing.		32311K-9	12/03	137.430	137.430	137.430	138.623	138.623
All other commercial and general job printing.		32311K-9V	09/18	133.599	133.599	133.599	136.046	136.046
Secondary products and miscellaneous receipts.		32311K-SM						
Miscellaneous receipts.		32311K-M	12/11	158.318	158.301	158.293	163.121	164.175
Support activities for printing.	32312		12/03	122.093	122.269	122.412	122.524	122.626
Support activities for printing.	323120		12/11	123.890	124.068	124.214	124.327	124.431
Primary products.		323120-P	12/11	121.877	122.066	122.239	122.338	122.444
Softcover, pamphlet, sample book, and other binding of books and materials printed elsewhere.		323120-3	12/06	155.001	155.068	155.368	155.454	155.842
Miscellaneous binding and postpress work, incl collating, perforating, folding, gluing, etc.		323120-5	12/06	131.634	131.634	131.634	131.634	131.634

See footnotes at end of table.

Table 11. Producer price indexes for net output of selected industries and their products, not seasonally adjusted — Continued
[February 2025]

Title ¹	Industry code	Product code	Index base	Unadjusted index ²				
				Oct. 2024	Nov. 2024 ^P	Dec. 2024 ^P	Jan. 2025 ^P	Feb. 2025 ^P
Support activities for printing - Continued								
Prepress services, excl platemaking (incl film, assembled flats, color sep., typesetting, etc.).....		323120-7	12/03	98.415	98.415	98.415	98.415	98.415
Printing plates and cylinders, prepared for printing (excl blank plates and blank cylinders).....		323120-9	12/03	107.020	107.020	107.020	107.020	107.020
Secondary products and miscellaneous receipts.....		323120-SM						
Petroleum and coal products manufacturing.....	324		12/84	311.004	300.309	293.475	310.328	317.343
Petroleum and coal products mfg.....	3241		12/84	311.004	300.309	293.475	310.328	317.343
Petroleum refineries.....	32411		06/85	304.275	292.877	285.507	302.192	309.744
Petroleum refineries.....	324110		06/85	304.311	292.913	285.543	302.228	309.781
Primary products.....		324110-P	06/85	313.713	301.737	293.951	311.520	319.435
Kerosene, except jet fuel.....		324110-B	06/85	287.752	286.215	279.527	309.853	315.797
Light fuel oils.....		324110-C	06/85	377.117	370.047	350.339	365.160	372.967
Home heating oil and other distillates, NEC.....		324110-C1	06/85	275.749	276.983	272.546	305.393	302.885
Diesel fuel.....		324110-C2	06/85	398.483	390.446	368.737	382.448	391.426
Heavy fuel oils, including No. 5, No. 6, heavy diesel, gas enrichment oils, etc.....		324110-E	06/85	269.287	272.017	258.542	257.397	269.886
Unfinished oils and lubricating oil base stock.....		324110-J	06/85	481.129	439.916	424.306	424.836	431.599
Liquefied refinery gases, including other aliphatics (feed stock and other uses)....		324110-R	06/85	631.807	636.127	687.235	782.754	650.279
Other finished petroleum products, including waxes.....		324110-T	06/85	361.890	345.328	343.883	405.888	489.302
Gasoline, including finished base stocks and blending agents.....		324110-1	06/85	249.318	234.769	230.003	243.577	250.162
Motor gasoline, including finished base stocks and blending agents.....		324110-12	06/85	250.641	235.872	231.044	244.877	251.435
Regular gasoline.....		324110-121	06/85	242.067	227.387	222.156	236.303	242.814
Mid-premium gasoline.....		324110-122	12/87	396.637	365.793	358.259	387.733	397.500
Premium gasoline.....		324110-123	06/85	269.507	255.718	252.847	264.100	270.461
Jet fuel.....		324110-6	06/85	280.476	277.500	280.788	303.859	316.001
Asphalt.....		324110-9	06/85	216.894	228.612	235.530	251.720	248.966
Secondary products and miscellaneous receipts.....		324110-SM1						
Asphalt paving and roofing materials mfg.....	32412		12/84	358.942	355.908	356.263	386.604	386.718
Asphalt paving mixture & block manufacturing.....	324121		06/81	404.632	403.080	404.163	465.880	468.638
Primary products.....		324121-P	06/81	403.296	401.677	402.807	467.053	469.928
Asphalt paving mixtures & blocks.....		324121-0	06/81	403.296	401.677	402.807	467.053	469.928
Emulsified asphalt, including liquid additives.....		324121-0111	12/04	289.018	287.267	288.379	292.352	292.352
Other liquid asphalt and tar paving materials, including cut-backs.....		324121-0121	12/04	384.693	380.607	381.998	383.854	383.854
Asphalt and tar paving mixt. (excl liquid), incl bitum. or asph. concrete, asph. paving cement.....		324121-0131	12/04	250.435	249.943	250.464	325.954	329.459
Secondary products and miscellaneous receipts.....		324121-SM						
Miscellaneous receipts.....		324121-M	12/04	217.145	217.145	217.145	217.486	217.486
Asphalt shingle and coating materials manufacturing.....	324122		06/84	358.652	353.521	353.107	352.423	349.577
Primary products.....		324122-P	06/84	361.995	356.742	356.290	355.552	352.623
Roofing asphalts and pitches, coatings, and cements.....		324122-1	06/84	294.034	294.034	294.034	294.681	294.681
Prepared asphalt and tar roofing and siding products, incl. saturated felts for nonbuilding use.....		324122-2	06/84	366.291	360.594	360.104	359.246	356.070
Asphalt smooth-surfaced roll roofing and cap sheets, organic and fiberglass base.....		324122-21	12/12	154.190	152.691	154.190	154.190	154.190
Asphalt mineral-surfaced roll roofing and cap sheets, organic and fiberglass base.....		324122-22	06/06	271.412	271.956	272.141	274.440	274.440
Other prepared asphalt and tar products for roofing and siding.....		324122-27	06/06	178.874	178.551	177.077	176.437	179.266
Secondary products and miscellaneous receipts.....		324122-SM						
Other petroleum and coal products mfg.....	32419		12/84	545.754	547.700	547.905	546.534	545.862
Petroleum lubricating oil and grease mfg.....	324191		12/80	630.109	630.925	631.084	629.277	628.600
Primary products.....		324191-P	12/80	661.311	662.259	662.437	660.281	659.494
Petroleum lubricating oils and greases, refined petroleum.....		324191-0	12/80	661.311	662.259	662.437	660.281	659.494
Lubricating oils (incl. hydraulic fluids, etc.), refined petroleum.....		324191-011	12/80	682.846	683.906	684.105	681.695	680.814
Lubricating greases, made from refined petroleum.....		324191-012	12/80	544.100	544.100	544.100	544.100	544.100
Secondary products and miscellaneous receipts.....		324191-SM						
Miscellaneous receipts.....		324191-M	12/80	357.180	357.180	357.658	361.182	361.182
All other petroleum and coal products mfg.....	324199		12/03	328.202	332.293	332.574	332.193	331.589
Primary products.....		324199-P	12/03	338.129	342.999	343.293	342.908	342.274
Coke oven and blast furnace products, made in coke oven establishments.....		324199-3	12/09	191.196	190.919	192.999	192.608	184.303
All other petroleum and coal products (excl. coke oven products), made in coke oven estab.....		324199-9	12/02	371.669	377.427	377.494	377.094	377.457
Secondary products and miscellaneous receipts.....		324199-SM						
Secondary products.....		324199-S	12/09	217.644	195.697	195.697	195.193	195.193
Chemical mfg.....	325		12/84	352.950	351.939	351.796	353.364	355.483
Basic chemical mfg.....	3251		12/84	413.227	410.323	408.533	413.207	418.758
Petrochemical mfg.....	32511		12/03	157.896	151.639	151.213	155.181	161.094

See footnotes at end of table.

Table 11. Producer price indexes for net output of selected industries and their products, not seasonally adjusted — Continued
[February 2025]

Title ¹	Industry code	Product code	Index base	Unadjusted index ²				
				Oct. 2024	Nov. 2024 ^P	Dec. 2024 ^P	Jan. 2025 ^P	Feb. 2025 ^P
Petrochemical manufacturing.....	325110		12/03	158.528	152.168	151.735	155.768	161.605
Primary products.....		325110-P	12/03	173.087	162.786	162.085	168.617	170.663
Secondary products and miscellaneous receipts.....		325110-SM						
Industrial gas mfg.....	32512		12/03	239.697	241.552	231.279	247.302	246.883
Industrial gas manufacturing.....	325120		12/03	240.421	242.282	231.975	248.050	247.629
Primary products.....		325120-P	06/81	399.944	403.049	385.853	412.670	411.970
Oxygen.....		325120-A	06/81	613.338	613.304	615.263	657.959	657.868
Argon and hydrogen.....		325120-C	06/09	95.028	94.925	94.899	108.140	108.138
Other industrial gases (including fluorocarbon and acetylene).....		325120-T	06/09	278.028	282.191	258.077	283.340	283.340
Carbon dioxide.....		325120-4	06/81	746.747	746.390	738.350	727.436	713.914
Nitrogen.....		325120-7	06/81	247.970	249.161	247.972	247.989	248.055
Secondary products and miscellaneous receipts.....		325120-SM						
Synthetic dye and pigment mfg.....	32513		12/03	179.305	181.250	181.999	179.911	180.577
Synthetic dye and pigment manufacturing.....	325130		12/11	118.467	119.752	120.247	118.868	119.308
Primary products.....		325130-P	12/11	116.752	118.043	118.540	117.155	117.597
All other inorganic pigments, including TiO2, chrome colors, and other white opaque pigments.....		325130-N	09/21	122.799	124.505	125.190	123.351	123.351
Synthetic organic dyes, pigments, lakes, and toners.....		325130-R	09/21	114.044	114.196	114.164	114.029	115.944
Synthetic organic dyes.....		325130-R8	12/82	127.068	127.431	127.353	127.033	128.763
Synthetic organic pigments, lakes, and toners.....		325130-R9	12/82	212.655	212.655	212.655	212.655	216.822
Secondary products and miscellaneous receipts.....		325130-SM						
Secondary products.....		325130-S	12/11	140.679	140.679	140.679	140.679	140.648
Other basic inorganic chemical manufacturing.....	32518		12/03	360.805	363.891	364.299	364.210	365.195
Other basic inorganic chemical manufacturing.....	325180		12/10	157.152	158.492	158.669	158.635	159.064
Primary products.....		325180-P	12/10	126.782	128.139	128.331	127.983	128.316
Potassium and sodium compounds, excluding bleaches, alkalis, and alum.....		325180-A	12/82	606.760	609.638	607.108	606.863	604.767
All other inorganic chemicals.....		325180-H	12/03	381.228	382.923	383.193	385.252	387.337
Inorganic acids, excluding nitric, sulfuric and phosphoric.....		325180-3	12/82	169.648	168.936	167.824	168.216	168.334
Sodium hydroxide (caustic soda).....		325180-4	12/80	432.613	441.872	441.391	440.681	440.681
Carbon black, all processes.....		325180-6	12/83	630.023	615.906	631.726	571.955	571.955
Other alkalis.....		325180-7	12/11	134.473	133.910	134.326	135.338	136.298
Sulfuric acid.....		325180-9	12/82	153.948	179.079	179.079	179.079	179.079
Secondary products and miscellaneous receipts.....		325180-SM						
Miscellaneous receipts.....		325180-M	12/10	347.540	347.540	341.814	347.540	—
Secondary products.....		325180-S	12/10	222.349	217.426	220.196	226.495	228.127
Other basic organic chemical mfg.....	32519		12/03	211.378	210.383	209.673	211.136	212.948
Ethyl alcohol manufacturing.....	325193		12/03	188.123	187.804	186.023	187.384	191.659
Primary products.....		325193-P	12/82	207.614	206.758	203.884	205.608	210.693
Ethyl alcohol.....		325193-0	12/82	207.958	206.964	203.691	205.321	211.270
Distillers' dried grains (dark and light) and dried solubles.....		325193-2	12/22	74.860	74.942	75.023	75.924	75.322
Secondary products and miscellaneous receipts.....		325193-SM						
Secondary products.....		325193-S	12/03	146.683	148.521	150.912	151.059	152.877
Cyclic crude, intermediate, and gum and wood chemical mfg.....	325194		06/11	123.593	122.832	121.570	120.569	121.543
Primary products.....		325194-P	06/11	133.863	134.015	132.426	131.132	132.144
Gum and wood chemicals, including wood distillation products.....		325194-1	06/84	537.020	523.489	524.878	528.613	520.048
Cyclic crude and intermediate chemicals.....		325194-2	12/03	225.896	228.233	224.410	220.911	224.478
Secondary products and miscellaneous receipts.....		325194-SM						
All other basic organic chemical manufacturing.....	325199		12/03	229.849	228.516	228.418	230.338	231.102
Primary products.....		325199-P	12/82	379.601	376.287	376.155	380.165	381.741
Natural organic chemicals.....		325199-E	12/08	135.975	136.483	136.527	135.113	133.309
Synthetic organic chemicals for use as flavor and perfume materials.....		325199-H	12/03	195.555	195.555	196.420	196.085	196.607
Synthetic organic rubber-processing chemicals.....		325199-K	12/03	210.342	210.374	209.861	212.685	212.685
Synthetic organic plasticizers.....		325199-N	12/03	226.237	222.101	219.266	223.410	220.184
Other synthetic organic chemicals.....		325199-R	12/03	192.755	187.471	190.130	197.468	199.370
Miscellaneous end use chemicals and chemical products, excluding urea.....		325199-T	12/82	427.959	428.648	427.586	424.114	422.933
Miscellaneous cyclic and acyclic chemicals and chemical products, excluding fatty acid esters.....		325199-V	12/82	342.739	340.638	335.051	334.970	338.337
Fatty acids.....		325199-1	06/85	200.063	201.201	200.269	204.416	206.568
Industrial organic flavor oil mixtures and blends.....		325199-7	12/08	313.595	309.031	308.555	305.185	305.470
Secondary products and miscellaneous receipts.....		325199-SM						
Resin, synthetic rubber, and artificial/synthetic fiber/filaments mfg.....	3252		12/84	245.242	241.439	241.217	241.799	243.145
Resin and synthetic rubber mfg.....	32521		12/03	197.026	194.856	193.691	193.594	195.651
Plastics material and resin manufacturing.....	325211		12/80	320.429	317.001	315.417	315.228	318.820
Primary products.....		325211-P	12/80	289.007	286.480	284.696	283.360	288.967
Thermoplastic resins and plastics materials.....		325211-1	12/80	283.951	281.353	279.686	277.229	286.504

See footnotes at end of table.

Table 11. Producer price indexes for net output of selected industries and their products, not seasonally adjusted — Continued
[February 2025]

Title ¹	Industry code	Product code	Index base	Unadjusted index ²				
				Oct. 2024	Nov. 2024 ^P	Dec. 2024 ^P	Jan. 2025 ^P	Feb. 2025 ^P
Plastics material and resin manufacturing - Continued								
Thermosetting resins and plastics materials.....		325211-4	12/80	318.551	316.608	314.008	321.000	299.364
Secondary products and miscellaneous receipts.....		325211-SM						
Synthetic rubber manufacturing.....	325212		06/81	274.122	270.381	266.068	265.926	267.242
Primary products.....		325212-P	06/81	271.422	267.680	263.368	263.276	264.541
Synthetic rubber (vulcanizable elastomers).....		325212-0	06/81	271.422	267.680	263.368	263.276	264.541
Secondary products and miscellaneous receipts.....		325212-SM						
Artificial fibers and filaments manufacturing.....	32522		12/03	158.412	147.983	156.757	162.193	154.328
Artificial fibers and filaments manufacturing.....	325220		06/81	161.282	150.645	159.595	165.140	157.117
Primary products.....		325220-P	06/81	166.289	154.806	164.467	170.453	161.793
Polyester manufactured fibers.....		325220-7	12/89	154.721	154.721	154.721	160.154	160.154
Other noncellulosic organic fibers, incl. polyamide, polyolefin, and producer-textured.....		325220-9	06/11	131.402	117.960	129.314	134.323	124.208
Secondary products and miscellaneous receipts.....		325220-SM						
Pesticide, fertilizer, and other agricultural chemical mfg.....	3253		12/84	275.871	276.156	280.381	279.976	282.146
Fertilizer mfg.....	32531		12/03	240.355	240.797	247.294	246.729	250.040
Nitrogenous fertilizer manufacturing.....	325311		12/79	386.584	384.485	414.526	406.163	412.841
Primary products.....		325311-P	12/79	376.380	374.190	403.807	395.467	402.050
Synthetic ammonia, nitric acid, ammonium compounds, and urea.....		325311-A	12/14	101.369	100.705	109.673	107.148	109.141
Fertilizer materials of organic origin.....		325311-7	06/03	143.328	143.328	143.328	143.328	-
Secondary products and miscellaneous receipts.....		325311-SM						
Secondary products.....		325311-S	12/79	760.536	780.113	779.759	795.059	795.099
Phosphatic fertilizer manufacturing.....	325312		12/79	479.385	484.194	483.698	487.913	492.003
Primary products.....		325312-P	12/79	395.559	399.606	399.189	402.456	405.898
Phosphoric acid, superphosphates, and other phosphatic fertilizer materials.....		325312-A	12/09	183.662	186.361	186.083	187.362	189.657
Mixed fertilizers, made in plants which manufacture fertilizer materials.....		325312-7	12/79	477.733	477.733	477.733	483.101	483.101
Secondary products and miscellaneous receipts.....		325312-SM						
Fertilizer, mixing only, manufacturing (including compost).....	325314		12/79	272.250	271.405	272.909	274.239	279.314
Primary products.....		325314-P	12/79	275.718	274.734	276.258	277.706	282.739
Mixed fertilizers, mixing only.....		325314-0	06/86	244.903	244.029	245.383	246.669	251.140
Mixed fertilizers, dry, mixing only.....		325314-01	06/03	198.687	198.049	198.049	198.513	201.942
Mixed fertilizers, liquid, mixing only.....		325314-02	06/86	197.175	196.088	203.043	207.175	211.829
Secondary products and miscellaneous receipts.....		325314-SM						
Miscellaneous receipts.....		325314-M	12/79	164.852	167.805	168.800	166.484	173.179
Pesticide and other agricultural chemical mfg.....	32532		12/03	143.701	143.699	143.703	143.658	143.680
Pesticide and other agricultural chemical manufacturing.....	325320		06/82	197.855	197.852	197.858	197.795	197.825
Primary products.....		325320-P	06/82	208.928	208.925	208.932	208.859	208.891
Agricultural and commercial pesticides and chemicals.....		325320-1	06/03	139.474	139.472	139.477	139.421	139.417
Lawn and garden pesticides and chemicals.....		325320-4	06/03	204.389	204.389	204.389	201.131	202.014
Household and institutional pesticides and chemicals.....		325320-7	06/03	194.072	194.072	194.072	196.932	196.932
Secondary products and miscellaneous receipts.....		325320-SM						
Secondary products.....		325320-S	06/82	-	-	-	220.614	220.614
Pharmaceutical and medicine mfg.....	3254		12/84	580.284	580.254	580.488	579.564	581.361
Pharmaceutical and medicine mfg.....	32541		12/03	242.287	242.275	242.372	241.987	242.737
Medicinal and botanical manufacturing.....	325411		06/82	193.130	193.230	193.542	193.749	193.695
Primary products.....		325411-P	06/82	196.575	196.686	197.035	197.264	197.204
Synthetic organic medicinal chemicals, medicinal & botanical drugs, & other products.....		325411-0	12/11	109.653	109.715	109.909	110.038	110.004
Secondary products and miscellaneous receipts.....		325411-SM1						
Pharmaceutical preparation manufacturing.....	325412		06/81	917.893	917.978	918.455	913.512	917.042
Primary products.....		325412-P	06/81	1,004.345	1,004.442	1,004.985	998.869	1,002.883
Pharmaceuticals acting on the respiratory system, for human use.....		325412-A	06/01	223.034	223.034	223.034	188.903	188.903
Antihistamines and bronchodilators, including antiasthmatics.....		325412-A111	06/81	1,165.819	1,165.819	1,165.819	866.997	866.997
Other respiratory preparations.....		325412-A112	06/01	220.349	220.349	220.349	222.425	222.425
Other respiratory preparations, over-the-counter.....		325412-A112OC	05/17	116.153	116.153	116.153	116.153	116.153
Other respiratory preparations, prescription.....		325412-A112RX	05/17	96.342	96.342	96.342	98.399	98.399
Pharmaceuticals acting on the digestive or the genito-urinary systems, for human use.....		325412-D	06/01	183.264	183.264	183.264	184.695	184.695
Other digestive or genito-urinary preparations.....		325412-D112	06/01	188.213	188.213	188.213	189.842	189.842
Other digestive or genito-urinary preparations, prescription.....		325412-D112RX	05/17	93.575	93.575	93.575	94.555	94.555
Pharmaceuticals acting on the skin, for human use.....		325412-G	06/01	174.691	174.691	174.691	176.577	176.577
Other pharmaceutical preparations acting on the skin.....		325412-G311	12/09	109.255	109.255	109.255	110.503	110.503
Anti-acne preparations.....		325412-G611	12/09	86.999	86.999	86.999	87.771	87.771
Vitamin, nutrient, and hematonic preparations, for human use.....		325412-L	06/01	158.777	158.569	158.569	158.323	158.098
Multivitamins.....		325412-L111	06/81	218.373	218.373	218.373	218.373	218.373

See footnotes at end of table.

Table 11. Producer price indexes for net output of selected industries and their products, not seasonally adjusted — Continued
[February 2025]

Title ¹	Industry code	Product code	Index base	Unadjusted index ²				
				Oct. 2024	Nov. 2024 ^P	Dec. 2024 ^P	Jan. 2025 ^P	Feb. 2025 ^P
Pharmaceutical preparation manufacturing - Continued								
Other vitamins and nutrients.....		325412-L112	06/01	161.918	161.909	161.909	161.523	161.170
Pharmaceuticals affecting parasitic and infective diseases, for human use.....		325412-Q	06/01	284.934	285.359	285.359	287.272	287.272
Broad and medium spectrum antibiotics.....		325412-Q111	06/81	603.966	603.966	603.966	603.966	603.966
Systemic antivirals.....		325412-Q112	06/01	303.686	303.686	303.686	312.743	312.743
Other parasitic and infective diseases.....		325412-Q113	06/01	320.184	321.187	321.187	324.090	324.090
Pharmaceuticals for veterinary use, incl medicinal premixes/pet care products.....		325412-W	06/81	217.846	217.846	217.846	220.214	220.214
Pharmaceuticals affecting neoplasms, the endocrine system, & metabolic diseases, for human use.....		325412-1	06/01	328.346	328.344	328.344	329.025	329.025
Cancer therapy products.....		325412-1111	06/81	989.118	989.118	989.118	1,001.140	1,001.140
Insulin/antidiabetes products.....		325412-1112	06/81	1,502.992	1,502.869	1,502.869	1,389.266	1,389.266
Other neoplasms, endocrine system, and metabolic diseases.....		325412-1113	06/81	1,122.049	1,122.049	1,122.049	1,132.207	1,132.207
Hormones and oral contraceptives.....		325412-1114	12/09	227.177	227.177	227.177	227.412	227.412
Pharmaceuticals acting on the central nervous system and the sense organs, for human use.....		325412-4	06/01	354.095	354.095	354.154	361.495	363.822
Analgesics.....		325412-4111	06/01	358.487	358.487	358.675	358.959	366.461
Psychotherapeutics.....		325412-4112	06/81	7,453.133	7,453.133	7,453.133	7,528.062	7,528.062
Antidepressants.....		325412-41121	12/87	1,324.442	1,324.442	1,324.442	1,339.212	1,339.212
Other psychotherapeutics, including tranquilizers.....		325412-41123	06/01	374.729	374.729	374.729	375.119	375.119
Other central nervous system and sense organs.....		325412-4113	06/01	283.765	283.765	283.765	293.113	293.060
Anticonvulsants.....		325412-4114	12/09	231.051	231.051	231.051	231.839	231.839
Analgesics, over-the-counter.....		325412-4111OC	05/17	111.149	111.149	111.149	111.149	111.149
Analgesics, prescription.....		325412-4111RX	05/17	136.026	136.026	136.104	136.223	139.346
Pharmaceuticals acting on the cardiovascular system, for human use.....		325412-7	06/81	1,732.586	1,732.648	1,732.637	1,737.690	1,737.725
Other cardiovascular preparations.....		325412-7113	06/01	559.720	559.750	559.745	560.005	560.023
Secondary products and miscellaneous receipts.....		325412-SM						
Miscellaneous receipts.....		325412-M	06/81	576.860	576.860	576.860	576.860	576.860
Secondary products.....		325412-S	06/81	327.067	327.067	327.067	334.494	334.480
In-vitro diagnostic substance manufacturing.....	325413		03/80	284.512	284.745	284.501	292.196	292.192
Primary products.....		325413-P	06/87	200.293	200.465	200.283	206.073	206.051
In-vitro diagnostic substances.....		325413-0	06/91	177.857	178.010	177.849	182.990	182.970
Secondary products and miscellaneous receipts.....		325413-SM						
Secondary products.....		325413-S	03/80	444.251	444.729	444.330	452.241	453.670
Other biological product manufacturing.....	325414		06/91	258.313	257.734	257.734	259.837	259.837
Primary products.....		325414-P	06/91	268.738	268.111	268.111	270.062	270.062
Biological products, excluding diagnostic, for veterinary, industrial, and all other misc. uses.....		325414-A	03/80	203.390	201.994	201.994	—	—
Biological products, excluding diagnostic, for human use.....		325414-T	06/09	156.132	156.132	156.132	157.850	157.850
Secondary products and miscellaneous receipts.....		325414-SM1						
Paint, coating & adhesive mfg.....	3255		12/03	237.138	237.258	237.195	237.287	237.726
Paint and coating mfg.....	32551		06/83	416.168	416.450	416.260	417.169	417.781
Paint and coating manufacturing.....	325510		06/83	415.463	415.744	415.554	416.462	417.072
Primary products.....		325510-P	06/83	421.823	422.050	421.845	422.804	423.364
Miscellaneous allied paint products including paint and varnish removers, thinners, etc.....		325510-B	12/88	373.633	373.093	374.839	378.679	377.688
Architectural coatings.....		325510-1	06/83	505.551	505.551	505.522	505.445	505.445
Exterior architectural coatings.....		325510-11	12/12	190.267	190.267	190.237	190.157	190.157
Interior architectural coatings.....		325510-12	12/12	152.868	152.868	152.868	152.868	152.868
Product finishes for original equipment manufacturers (OEM), excluding marine coatings.....		325510-4	06/83	262.962	263.386	262.712	263.695	264.155
Transportation finishes, except powdered and high-solids coatings.....		325510-41	12/12	124.502	125.038	125.056	125.514	126.636
All other product finishes for original equipment manufacturers (OEM), excluding marine coating.....		325510-42	12/12	145.364	145.489	145.007	145.553	145.513
Special purpose coatings incl. marine, industrial, construction and maintenance coatings, etc.....		325510-7	06/83	527.006	527.915	527.045	529.333	532.490
Automotive, other transportation and machinery refinish paints and enamels, including primers.....		325510-71	12/12	150.189	148.906	149.246	151.171	153.516
Special purpose coatings, including all marine coatings and traffic marking paints.....		325510-72	12/12	146.731	147.064	146.791	147.362	148.166
Secondary products and miscellaneous receipts.....		325510-SM						
Secondary products.....		325510-S	06/83	337.612	337.612	337.612	337.000	337.547
Adhesive mfg.....	32552		12/03	223.891	223.931	223.953	223.270	223.848
Adhesive manufacturing.....	325520		12/83	364.142	364.208	364.242	363.132	364.072
Primary products.....		325520-P	12/83	367.282	367.351	367.386	366.192	367.160
Nonstructural caulking compounds and sealants.....		325520-A	12/06	226.843	226.843	226.843	227.840	227.840
Structural sealants (load bearing).....		325520-B	12/06	134.799	134.799	134.799	134.799	134.799
Synthetic resin & rubber adhesives, incl all types of bonding & laminating adhesives.....		325520-4	12/83	377.368	377.487	377.548	374.723	376.397
Epoxy adhesives.....		325520-41	06/06	209.395	209.395	209.395	207.569	208.260

See footnotes at end of table.

Table 11. Producer price indexes for net output of selected industries and their products, not seasonally adjusted — Continued
[February 2025]

Title ¹	Industry code	Product code	Index base	Unadjusted index ²				
				Oct. 2024	Nov. 2024 ^P	Dec. 2024 ^P	Jan. 2025 ^P	Feb. 2025 ^P
Adhesive manufacturing - Continued								
Other synthetic resin and rubber adhesives.....		325520-46	06/97	245.859	246.055	246.154	246.668	247.149
Secondary products and miscellaneous receipts.....		325520-SM						
Secondary products.....		325520-S	12/83	317.478	317.428	317.487	320.264	320.746
Soap, cleaners, and toilet preparation mfg.....	3256		12/84	216.014	215.918	216.561	217.703	217.838
Soap & cleaning compound mfg.....	32561		12/03	184.360	184.110	185.252	185.984	186.224
Soap and other detergent manufacturing.....	325611		06/83	230.365	230.365	232.630	232.995	232.996
Primary products.....		325611-P	06/83	232.730	232.730	235.269	235.668	235.668
Soaps and detergents, commercial, industrial, and institutional.....		325611-1	06/83	354.780	354.780	366.965	368.881	368.881
Commercial, industrial, and institutional hard surface cleaners.....		325611-11	06/07	150.469	150.469	150.469	151.112	151.112
Commercial, industrial, and institutional laundry detergents.....		325611-12	06/07	188.487	188.487	188.487	196.276	196.276
Commercial, industrial, and institutional dishwashing detergents.....		325611-13	12/11	180.990	180.990	195.346	195.346	195.346
Commercial, industrial, and institutional metal cleaners.....		325611-14	12/11	155.039	155.039	155.039	159.908	159.908
Commercial, industrial, and institutional soaps, excluding specialty cleaners.....		325611-17	06/07	164.749	164.749	164.749	166.862	166.862
Household detergents.....		325611-4	06/83	183.535	183.535	183.564	183.568	183.568
Household alkaline detergents and cleaners.....		325611-45	05/18	130.403	130.403	130.504	130.521	130.521
Household dry and liquid laundry detergents.....		325611-46	05/18	118.141	118.141	118.141	118.141	118.141
Soaps, excluding specialty cleaners, household.....		325611-7	06/83	228.089	228.089	228.089	228.089	228.089
Secondary products and miscellaneous receipts.....		325611-SM						
Miscellaneous receipts.....		325611-M	06/83	243.647	243.647	243.647	243.647	243.647
Secondary products.....		325611-S	06/83	213.688	213.688	213.743	213.859	213.868
Polish and other sanitation good mfg.....	325612		06/83	250.428	250.428	250.428	250.885	250.885
Primary products.....		325612-P	06/83	260.306	260.306	260.306	260.807	260.807
Polishing preparations and related products.....		325612-7	06/83	301.584	301.584	301.584	301.584	301.584
Specialty cleaning and sanitation products.....		325612-8	05/17	121.807	121.807	121.807	122.284	122.284
Disinfectants, nonagricultural, industrial and institutional.....		325612-81	05/17	145.159	145.159	145.159	146.219	146.219
Air and room fresheners.....		325612-83	06/83	188.227	188.227	188.227	188.461	188.461
Laundry fabric softeners and rinses, liquid and dry.....		325612-88	05/17	116.062	116.062	116.062	116.595	116.595
Other specialty cleaning and sanitation products.....		325612-89	06/89	194.833	194.833	194.833	195.525	195.525
Secondary products and miscellaneous receipts.....		325612-SM						
Miscellaneous receipts.....		325612-M	06/83	182.118	182.118	182.118	183.023	183.023
Surface active agent manufacturing.....	325613		12/83	336.777	334.489	334.489	338.954	341.145
Primary products.....		325613-P	12/83	369.859	367.251	367.251	371.831	374.329
Surfactants, finishing agents, and assistants.....		325613-0	12/83	369.859	367.251	367.251	371.831	374.329
Surfactants (bulk surface active agents).....		325613-02	12/83	430.152	426.018	426.018	429.696	433.655
Secondary products and miscellaneous receipts.....		325613-SM						
Toilet preparation mfg.....	32562		12/03	134.627	134.681	134.681	135.557	135.557
Toilet preparation manufacturing.....	325620		03/80	244.839	244.937	244.937	246.531	246.531
Primary products.....		325620-P	03/80	245.585	245.689	245.689	247.174	247.174
Denture cleaners, mouthwashes, gargles, and rinses.....		325620-A	12/03	151.019	151.019	151.019	151.019	-
Creams, lotions, and oils, excluding shaving, hair, and deodorant.....		325620-D	03/80	237.220	237.220	237.220	240.980	240.980
Other cosmetics and toilet preparations.....		325620-G	06/99	127.188	127.312	127.312	127.837	127.837
Shaving preparations.....		325620-1	03/80	249.191	249.191	249.195	249.195	249.195
Perfumes, toilet waters, and colognes.....		325620-4	03/80	249.468	249.468	249.468	249.468	249.468
Hair preparations (including shampoos).....		325620-7	03/80	276.273	276.273	276.273	277.063	277.063
Hair preparations incl professional, consumer, and cream/gel shampoos.....		325620-71	06/07	153.800	153.800	153.800	154.304	154.304
Hair tonics and hair dressings incl professional and consumer use.....		325620-72	06/07	132.822	132.822	132.822	133.013	133.013
Secondary products and miscellaneous receipts.....		325620-SM						
Other chemical product & preparation mfg.....	3259		12/03	178.162	179.423	178.371	181.995	182.806
Printing ink mfg.....	32591		12/03	190.735	191.766	191.912	192.288	192.337
Printing ink manufacturing.....	325910		06/84	255.688	257.073	257.268	257.775	257.839
Primary products.....		325910-P	06/84	260.072	261.516	261.710	262.255	262.310
Flexographic printing inks.....		325910-A	06/84	292.209	296.630	296.630	296.639	296.639
Nonimpact/digital inks.....		325910-E	06/05	218.897	219.124	219.838	219.176	218.824
All other printing inks.....		325910-H	06/84	240.077	240.336	240.194	247.212	248.719
Lithographic and offset inks.....		325910-6	06/84	252.990	252.990	252.990	252.990	252.990
News and nonheat web offset printing inks.....		325910-61	12/89	354.581	354.581	354.581	354.581	354.581
Publication and commercial web inks.....		325910-62	12/97	167.919	167.919	167.919	167.919	167.919
Sheet-fed general inks.....		325910-63	12/97	161.200	161.200	161.200	161.200	161.200
Sheet-fed packaging inks.....		325910-64	06/05	149.873	149.873	149.873	149.873	149.873
Gravure printing inks.....		325910-7	06/84	173.127	173.127	173.127	173.127	173.127
Secondary products and miscellaneous receipts.....		325910-SM						
Miscellaneous receipts.....		325910-M	06/84	190.060	190.060	190.060	190.060	190.060
Explosives mfg.....	32592		12/06	161.981	162.680	162.958	170.796	171.001

See footnotes at end of table.

Table 11. Producer price indexes for net output of selected industries and their products, not seasonally adjusted — Continued
[February 2025]

Title ¹	Industry code	Product code	Index base	Unadjusted index ²				
				Oct. 2024	Nov. 2024 ^P	Dec. 2024 ^P	Jan. 2025 ^P	Feb. 2025 ^P
Explosives manufacturing.....	325920		12/80	411.398	413.174	413.880	433.787	434.306
Primary products.....		325920-P	12/80	370.855	372.596	373.173	392.145	392.365
Explosives and blasting accessories.....		325920-0	12/80	373.263	375.016	375.597	394.691	394.912
Secondary products and miscellaneous receipts.....		325920-SM						
All other chemical product & preparation mfg.....	32599		12/03	175.911	177.226	175.955	179.550	180.479
Custom compounding of purchased resins.....	325991		06/93	207.922	208.347	208.113	209.385	207.559
Primary products.....		325991-P	06/93	216.426	216.895	216.637	218.244	216.232
Custom compounding of purchased resins and color concentrates.....		325991-0	06/93	215.343	215.809	215.552	217.152	215.150
Secondary products and miscellaneous receipts.....		325991-SM						
Photographic Film, Paper, Plate, Chemical, and Copy Toner Manufacturing.....	325992		12/03	167.703	175.511	168.115	165.990	174.413
Primary products.....		325992-P	12/03	181.175	190.517	181.842	179.563	189.405
Photographic sensitized film, plates, paper, & cloth.....		325992-T	06/07	203.294	217.544	204.312	200.834	215.848
Photographic sensitized film, plates, paper & cloth, other than silver-halide-type (incl X-ray).....		325992-T3	12/03	172.919	172.919	172.919	172.919	172.919
Prepared photographic chemicals.....		325992-5	12/83	78.618	78.618	78.618	78.618	78.618
Secondary products and miscellaneous receipts.....		325992-SM						
Other miscellaneous chemical product manufacturing.....	325998		06/85	260.133	259.686	259.928	270.126	269.911
Primary products.....		325998-P	06/85	254.509	253.875	254.130	263.765	263.535
Water treating compounds.....		325998-A	06/85	228.696	227.753	229.094	234.086	235.041
Automotive chemicals.....		325998-E	12/03	154.919	155.360	155.360	155.397	155.397
All other chemical preparations, including essential oils, matches, and gelatin.....		325998-J	06/85	270.283	268.677	268.617	281.919	281.319
Evaporated salt (bulk, pressed blocks, and packaged), excluding table salt.....		325998-L	06/85	248.832	256.313	257.249	258.030	258.030
Secondary products and miscellaneous receipts.....		325998-SM						
Miscellaneous receipts.....		325998-M	12/03	165.597	165.597	165.627	185.284	185.284
Plastics and rubber products mfg.....	326		12/84	252.520	252.135	252.070	252.749	252.063
Plastics product mfg.....	3261		06/93	224.534	224.142	224.064	224.561	223.687
Unsupported plastics film, sheet, and bag mfg.....	32611		12/03	200.700	199.070	198.648	197.823	199.131
Plastics bag and pouch manufacturing.....	326111		12/03	214.049	210.695	209.703	209.345	210.337
Primary products.....		326111-P	12/03	216.594	213.090	212.032	211.606	212.542
Single-web film specialty bags, pouches, and liners.....		326111-1	12/83	331.555	326.100	324.451	323.786	325.244
Polyethylene grocery and variety bags and pouches.....		326111-11	06/07	168.625	168.299	168.299	168.299	175.770
Polyethylene refuse bags.....		326111-12	06/07	149.086	148.971	148.675	147.214	147.406
Other polyethylene bags, pouches, and liners.....		326111-15	06/07	182.915	173.691	171.755	172.181	170.391
Coextruded single-web film specialty bags, pouches, & liners.....		326111-16	06/13	140.191	140.191	138.758	137.355	137.355
Multiweb film/film combination specialty bags, pouches, and liners.....		326111-3	12/03	190.595	190.595	190.595	190.683	190.683
Secondary products and miscellaneous receipts.....		326111-SM						
Plastics packaging film and sheet mfg.....	326112		12/03	179.132	178.223	178.157	176.206	179.063
Primary products.....		326112-P	12/03	181.600	180.631	180.569	178.448	181.341
Single-web film, rolls, and sheets, including coextruded, for flexible packaging uses.....		326112-1	12/87	283.065	281.238	281.223	278.056	283.996
Single-web film, rolls, and sheets for flexible packaging uses.....		326112-11	06/07	184.221	183.335	183.335	181.139	185.538
Coextruded single-web film, for flexible packaging uses.....		326112-12	06/07	165.221	163.013	162.967	161.624	163.087
Film/film multiweb laminated rolls and sheets, excluding foil, for flexible packaging uses.....		326112-3	12/87	186.823	186.873	186.539	183.899	182.158
Secondary products and miscellaneous receipts.....		326112-SM						
Secondary products.....		326112-S	12/03	175.101	174.918	174.782	175.016	177.825
Nonpackaging plastics film and sheet mfg.....	326113		06/93	234.186	232.893	232.458	232.484	232.367
Primary products.....		326113-P	12/82	291.032	289.565	289.088	289.124	288.903
Unlaminated plastics film and sheet, excluding packaging.....		326113-0	12/82	291.032	289.565	289.088	289.124	288.903
Unlaminated polyethylene film and sheet.....		326113-01	06/93	286.296	283.389	283.997	282.560	282.560
Unlaminated vinyl and vinyl copolymer film and sheet.....		326113-03	06/93	261.796	261.796	261.796	261.796	261.796
Miscellaneous unlaminated plastics film and sheet.....		326113-04	06/93	219.448	220.214	219.346	220.846	220.846
Secondary products and miscellaneous receipts.....		326113-SM						
Secondary products.....		326113-S	06/93	160.821	157.819	156.568	156.518	157.355
Plastics pipe/fitting/unsupported shapes mfg.....	32612		12/03	266.897	266.629	266.628	269.536	261.111
Unlaminated plastics profile shape mfg.....	326121		06/93	175.892	175.907	176.167	180.347	177.844
Primary products.....		326121-P	12/82	227.945	227.967	228.350	234.515	230.824
Unlaminated plastics profile shapes.....		326121-0	12/82	227.945	227.967	228.350	234.515	230.824
Secondary products and miscellaneous receipts.....		326121-SM						
Plastics pipe and pipe fitting manufacturing.....	326122		06/93	449.755	449.058	448.721	450.723	432.606
Primary products.....		326122-P	12/82	434.557	433.891	433.529	435.500	417.800
Plastics pipe.....		326122-1	12/82	420.475	420.041	419.315	421.427	400.704
Plastics drain, waste, and vent pipe.....		326122-11	06/87	216.936	215.508	221.132	224.252	188.063
Plastics water pipe.....		326122-13	06/87	378.162	379.799	372.203	373.922	366.961
Plastics sewer, stormdrain, and water main pipe.....		326122-18	12/17	194.899	194.269	193.430	193.323	190.103

See footnotes at end of table.

Table 11. Producer price indexes for net output of selected industries and their products, not seasonally adjusted — Continued
[February 2025]

Title ¹	Industry code	Product code	Index base	Unadjusted index ²				
				Oct. 2024	Nov. 2024 ^P	Dec. 2024 ^P	Jan. 2025 ^P	Feb. 2025 ^P
Plastics pipe and pipe fitting manufacturing - Continued								
Other plastics pipe.....		326122-1B	07/87	478.500	478.500	478.500	478.500	478.500
Plastics pipe fittings and unions.....		326122-3	12/03	429.317	427.674	429.082	430.066	429.435
Secondary products and miscellaneous receipts.....		326122-SM						
Miscellaneous receipts.....		326122-M	12/99	228.496	222.691	227.608	223.929	213.909
Secondary products.....		326122-S1	12/17	154.796	155.025	155.534	155.525	156.784
Laminated plastics plate, sheet, and shape mfg.....	32613		12/03	175.386	175.388	175.296	175.442	175.536
Laminated plastics plate, sheet (except packaging), and shape manufacturing.....	326130		06/93	218.154	218.156	218.043	218.224	218.341
Primary products.....		326130-P	12/82	285.224	285.224	285.073	285.536	285.536
Laminated plastics plates, sheet (except packaging), and shapes.....		326130-0	12/82	285.224	285.224	285.073	285.536	285.536
Secondary products and miscellaneous receipts.....		326130-SM						
Polystyrene foam product mfg.....	32614		12/03	319.064	318.827	319.260	319.158	319.379
Polystyrene foam product manufacturing.....	326140		12/03	319.247	319.011	319.444	319.342	319.564
Primary products.....		326140-P	12/03	302.095	301.797	302.343	302.214	302.153
Packaging, polystyrene foam products.....		326140-2	12/03	362.760	361.731	362.596	363.011	362.924
Polystyrene foam food containers.....		326140-21	06/06	315.610	314.239	315.390	315.944	316.250
Polystyrene foam protective shipping pads, shaped cushioning, etc.....		326140-22	06/06	303.056	303.056	303.056	303.056	302.293
Building and construction polystyrene foam products.....		326140-3	12/03	225.373	225.373	225.373	225.373	225.373
Consumer and institutional polystyrene foam products.....		326140-5	12/82	387.573	387.644	388.695	387.730	387.598
All other polystyrene foam products incl. transportation application uses.....		326140-9	06/06	195.412	195.412	195.412	195.412	195.412
Secondary products and miscellaneous receipts.....		326140-SM						
Foam product (ex polystyrene) mfg.....	32615		12/03	192.719	192.812	192.812	194.691	194.684
Urethane and other foam product mfg.....	326150		12/03	192.697	192.789	192.789	194.668	194.662
Primary products.....		326150-P	12/03	186.984	187.078	187.078	188.916	188.916
Packaging polyurethane foam products.....		326150-2	12/03	295.101	295.101	295.101	297.814	297.814
Furniture and furnishings polyurethane foam products.....		326150-4	12/82	280.359	280.701	280.701	285.511	285.511
Polyurethane foam formed and slab stock for pillows, seating, and cushioning...		326150-41	12/05	155.801	156.561	156.561	159.244	159.244
Consumer and institutional polyurethane foam products.....		326150-5	12/03	238.757	238.757	238.757	238.757	238.757
All other miscellaneous polyurethane foam products.....		326150-6	12/03	121.838	121.838	121.838	122.080	122.080
Products made of foam other than polystyrene or polyurethane.....		326150-9	12/99	166.738	166.738	166.737	166.737	166.737
Secondary products and miscellaneous receipts.....		326150-SM						
Secondary products.....		326150-S	12/03	264.986	264.961	264.962	266.982	266.720
Plastics bottle mfg.....	32616		12/03	149.726	149.570	149.353	150.105	148.813
Plastics bottle manufacturing.....	326160		06/93	168.759	168.583	168.338	169.186	167.730
Primary products.....		326160-P	12/82	188.023	187.838	187.600	188.671	187.009
Plastics bottles.....		326160-0	06/87	179.165	178.990	178.763	179.783	178.200
Secondary products and miscellaneous receipts.....		326160-SM						
Other plastics product mfg.....	32619		12/03	185.283	185.226	185.222	185.562	185.155
Plastics plumbing fixture manufacturing.....	326191		06/93	209.620	209.621	209.621	209.634	209.631
Primary products.....		326191-P	06/93	211.205	211.205	211.205	211.205	211.205
Plastics plumbing fixtures.....		326191-0	06/93	211.205	211.205	211.205	211.205	211.205
Secondary products and miscellaneous receipts.....		326191-SM						
Miscellaneous receipts.....		326191-M	12/04	104.800	104.800	104.800	105.580	105.580
All other plastics product manufacturing.....	326199		06/93	204.692	204.625	204.620	205.014	204.543
Primary products.....		326199-P	06/87	241.225	241.140	241.154	241.720	241.067
All other reinforced and fiberglass plastics products.....		326199-A	06/93	285.659	285.659	288.750	290.481	290.481
Consumer/institutional/commercial fabricated plastics products (excl. foam and wire coated).....		326199-C	06/93	218.831	218.867	218.838	218.658	219.481
Transportation fabricated plastics products (excluding foam and reinforced plastics).....		326199-1	06/93	138.302	138.908	138.908	138.908	136.142
Electrical and electronic fabricated plastics (excluding foam and reinforced plastics).....		326199-2	12/82	151.429	151.429	149.866	150.641	150.641
Industrial machinery plastics products, excluding foam (incl. gears, bearings, etc.).....		326199-3	06/93	205.632	205.632	205.632	205.632	205.632
Plastics packaging (excluding film, sheet, foam, and bottles).....		326199-4	06/93	202.625	202.443	201.686	203.805	203.492
Building & construction fabricated plastics products (excl foam, plumbing fixtures, hardware).....		326199-8	12/03	187.834	186.767	186.967	186.800	187.671
Secondary products and miscellaneous receipts.....		326199-SM						
Miscellaneous receipts.....		326199-M	12/99	184.622	184.622	184.622	185.485	185.485
Secondary products.....		326199-S	06/93	190.388	190.355	190.069	188.455	188.907
Rubber product mfg.....	3262		12/03	194.146	194.038	194.070	195.012	195.536
Tire mfg.....	32621		06/81	216.187	215.701	215.420	216.306	216.871
Tire manufacturing, except retreading.....	326211		06/81	216.197	215.712	215.430	216.317	216.882
Primary products.....		326211-P	06/81	200.012	199.555	199.290	200.124	200.656
Tread rubber, tire sundries, and repair materials.....		326211-H	06/81	299.020	298.160	298.160	298.236	298.236

See footnotes at end of table.

Table 11. Producer price indexes for net output of selected industries and their products, not seasonally adjusted — Continued
[February 2025]

Title ¹	Industry code	Product code	Index base	Unadjusted index ²				
				Oct. 2024	Nov. 2024 ^P	Dec. 2024 ^P	Jan. 2025 ^P	Feb. 2025 ^P
Tire manufacturing, except retreading - Continued								
Pneumatic tires (including passenger, truck, bus, tractor, industrial, and other tires).....		326211-0	12/11	120.474	120.190	120.018	120.557	120.901
Passenger car pneumatic tires (casings).....		326211-01	06/81	182.777	182.161	181.749	182.205	183.402
Truck and bus (including off-the-highway) pneumatic tires.....		326211-03	06/81	187.579	187.569	187.697	189.898	188.429
Secondary products and miscellaneous receipts.....		326211-SM						
Rubber and plastics hose and belting.....	32622		12/03	206.633	207.747	209.139	210.593	210.837
Rubber and plastics hose and belting mfg.....	326220		12/81	330.381	332.162	334.387	336.712	337.102
Primary products.....		326220-P	12/81	332.080	333.930	336.241	338.539	338.903
Rubber and plastics belt and belting mfg.....		326220-D	12/11	147.432	148.974	149.480	151.425	151.683
Rubber and plastics transmission belts and belting (excluding flat).....		326220-D2	12/81	236.919	236.919	239.041	241.485	242.565
Rubber and plastic hose mfg.....		326220-H	12/11	131.966	131.959	133.413	133.372	133.418
Rubber and plastics hose for on- and off-highway motor vehicles.....		326220-H3	12/04	157.932	157.932	162.915	162.915	162.915
Industrial rubber and plastics hose without fittings.....		326220-H4	12/04	161.522	161.522	161.522	161.522	161.522
Rubber and plastics water hose (incl. fire, irrigation, etc.).....		326220-H5	12/04	228.930	228.844	228.844	228.395	228.395
Secondary products and miscellaneous receipts.....		326220-SM						
Other rubber product mfg.....	32629		12/88	218.728	218.655	218.640	219.755	220.452
Rubber product mfg. for mechanical use.....	326291		12/88	175.933	175.928	175.942	176.656	176.671
Primary products.....		326291-P	12/88	166.601	166.601	166.615	167.303	167.318
Other extruded rubber mechanical goods (excl. auto)(excl. tubing).....		326291-C	12/03	159.150	159.150	159.150	159.421	159.421
Molded rubber mechanical goods, automotive.....		326291-1	06/83	121.004	121.004	121.004	121.004	121.025
Molded rubber mechanical goods, transportation (excluding automotive)/off-highway machinery.....		326291-2	12/03	154.300	154.300	154.300	156.382	156.382
Other molded rubber mechanical goods (excluding tubing).....		326291-9	12/03	198.805	198.805	198.891	200.624	200.624
Secondary products and miscellaneous receipts.....		326291-SM						
Secondary products.....		326291-S	06/83	287.506	287.354	287.354	288.480	288.480
All other rubber product manufacturing.....	326299		06/83	284.042	283.887	283.838	285.494	286.984
Primary products.....		326299-P	06/83	286.482	286.313	286.259	288.069	288.531
All other miscellaneous rubber goods.....		326299-B	06/83	246.653	246.653	246.653	252.591	255.362
Rubber compounds or mixtures for sale or interplant transfer.....		326299-6	06/83	318.214	318.214	318.214	320.848	320.848
All other industrial rubber products.....		326299-7	06/83	319.921	318.889	318.686	319.137	319.137
Secondary products and miscellaneous receipts.....		326299-SM						
Nonmetallic mineral product manufacturing.....	327		12/84	299.721	300.828	300.601	303.140	304.112
Clay product and refractory manufacturing.....	3271		12/03	180.390	181.140	180.549	181.522	181.505
Pottery, ceramics, and plumbing fixture mfg.....	32711		12/84	276.716	276.929	278.028	278.389	277.943
Pottery, ceramics, and plumbing fixture mfg.....	327110		12/11	152.077	152.194	152.799	152.998	152.752
Primary products.....		327110-P	12/11	146.837	146.935	147.365	147.572	147.317
Vitreous china, porcelain, and earthenware (semivitreous) table and kitchenware..		327110-5	12/06	141.349	141.349	140.369	143.811	145.022
All other pottery products (including china decorated for the trade).....		327110-6	12/06	168.745	168.745	168.745	168.745	168.745
Porcelain, steatite, and other ceramic electrical products.....		327110-7	12/85	327.639	328.114	330.356	330.797	329.362
Secondary products and miscellaneous receipts.....		327110-SM						
Clay building material and refractories mfg.....	32712		12/03	181.555	182.543	181.448	182.709	182.796
Clay building material and refractories mfg.....	327120		12/11	143.177	143.955	143.093	144.087	144.155
Primary products.....		327120-P	12/11	143.399	144.197	143.313	144.330	144.400
Brick and structural clay tile.....		327120-1	12/84	265.760	265.760	265.760	267.973	267.973
Building or common brick.....		327120-11	12/84	262.899	262.899	262.899	264.971	264.971
Glazed brick and other brick (paving, floor, and sewer).....		327120-12	12/04	209.438	209.438	209.438	218.507	218.507
Clay floor and wall tile, glazed and unglazed (including quarry tile and ceramic mosaic tile).....		327120-2	06/85	116.526	118.836	116.166	116.589	116.058
Nonclay refractories (excluding dead-burned magnesia).....		327120-6	12/04	207.406	209.725	207.223	210.268	212.267
Clay refractories.....		327120-7	12/04	222.657	222.657	222.657	223.946	223.946
All other structural clay products, excluding clay refractories.....		327120-9	12/85	320.083	320.083	320.083	320.083	320.083
Secondary products and miscellaneous receipts.....		327120-SM						
Miscellaneous receipts.....		327120-M	12/11	151.367	151.367	151.367	151.477	151.477
Glass and glass product manufacturing.....	3272		12/03	170.813	172.028	171.916	173.550	174.499
Glass and glass product manufacturing.....	32721		12/03	170.813	172.028	171.916	173.550	174.499
Flat glass manufacturing.....	327211		12/80	152.262	151.870	152.080	153.663	155.896
Primary products.....		327211-P	12/80	145.975	145.596	145.799	147.330	149.362
Flat glass (float, sheet, and plate process), made by flat glass producers.....		327211-1	12/80	148.541	147.941	148.262	149.487	150.595
Other glass products, made by flat glass producers.....		327211-4	12/06	176.377	176.377	176.377	178.942	183.448
Secondary products and miscellaneous receipts.....		327211-SM						
Other pressed and blown glass and glassware.....	327212		06/83	203.564	203.018	203.554	207.613	207.606
Primary products.....		327212-P	06/83	201.775	201.221	201.765	205.888	205.888

See footnotes at end of table.

Table 11. Producer price indexes for net output of selected industries and their products, not seasonally adjusted — Continued
[February 2025]

Title ¹	Industry code	Product code	Index base	Unadjusted index ²				
				Oct. 2024	Nov. 2024 ^P	Dec. 2024 ^P	Jan. 2025 ^P	Feb. 2025 ^P
Other pressed and blown glass and glassware - Continued								
Glass fiber and machine-made pressed and blown glass and glassware, made by glass producers.....		327212-B	06/12	152.715	152.286	152.707	155.865	155.865
Handmade pressed and blown glass and glassware, made by glass producers....		327212-9	12/04	145.727	145.727	145.727	147.100	147.115
Secondary and miscellaneous receipts.....		327212-SM						
Glass container manufacturing.....	327213		06/82	291.474	291.403	291.572	295.939	295.963
Primary products.....		327213-P	06/82	292.666	292.595	292.764	297.154	297.179
Glass containers (including value of packaging).....		327213-0	12/03	210.515	210.464	210.586	213.744	213.761
Secondary products and miscellaneous receipts.....		327213-SM1						
Glass product mfg. made of purchased glass.....	327215		06/83	213.887	217.386	216.783	217.649	218.990
Primary products.....		327215-P	06/83	207.566	210.982	210.394	211.223	212.532
Pressed and blown glassware, made from purchased glass.....		327215-E	12/22	107.636	108.098	107.701	108.839	108.226
Other glass products, made from purchased glass.....		327215-F	06/83	200.652	200.926	201.431	202.388	202.187
Mirrors (decorated and undecorated), made from purchased glass.....		327215-9	06/83	208.078	223.070	219.028	218.521	226.203
Secondary products and miscellaneous receipts.....		327215-SM						
Secondary products.....		327215-S	06/83	257.500	257.895	257.897	263.250	263.266
Cement and concrete product manufacturing.....	3273		12/03	247.907	248.908	248.459	251.028	251.586
Cement manufacturing.....	32731		06/82	349.937	350.068	349.883	354.028	353.757
Cement manufacturing.....	327310		06/82	349.945	350.076	349.891	354.036	353.764
Primary products.....		327310-P	06/82	345.261	345.391	345.207	349.282	349.012
Cement, hydraulic (including cost of shipping containers).....		327310-0	06/89	341.316	341.444	341.263	345.290	345.024
Secondary products and miscellaneous receipts.....		327310-SM						
Ready-mix concrete manufacturing.....	32732		12/03	253.070	254.424	253.447	255.937	256.035
Ready-mix concrete manufacturing.....	327320		06/81	392.379	394.478	392.963	396.824	396.976
Primary products.....		327320-P	06/81	388.500	390.637	389.094	393.023	393.002
Northeast region ready-mix concrete.....		327320-A	12/12	172.285	172.288	170.869	172.571	172.571
Midwest region ready-mix concrete.....		327320-B	12/12	178.912	180.098	179.351	183.106	182.266
South region ready-mix concrete.....		327320-C	12/12	176.962	178.091	177.175	177.893	178.322
West region ready-mix concrete.....		327320-D	12/12	178.073	178.995	178.995	180.877	180.868
Secondary products and miscellaneous receipts.....		327320-SM						
Miscellaneous receipts.....		327320-M	06/81	411.508	411.508	411.508	-	-
Secondary products.....		327320-S	06/81	426.337	426.337	426.337	426.337	431.251
Concrete pipe, brick, and block manufacturing.....	32733		12/03	228.745	229.127	229.727	234.570	234.722
Concrete block and brick manufacturing.....	327331		06/81	373.125	373.139	373.248	380.967	381.268
Primary products.....		327331-P	06/81	386.877	386.877	386.988	395.101	395.322
Concrete block and brick.....		327331-0	12/06	183.459	183.459	183.512	187.359	187.464
Structural concrete block, lightweight units (weighing less than 105 lb/cubic ft.) (dry weight).....		327331-01	06/81	352.042	352.042	352.042	359.550	360.971
Structural concrete block, mediumweight units (weighing 105 - 124 lb/cubic ft.) (dry weight).....		327331-02	06/81	466.484	466.484	466.484	479.706	480.131
Structural concrete block, normalweight units (weighing 125 lb or more/cubic ft.) (dry weight).....		327331-03	06/81	438.475	438.475	438.475	442.507	442.735
Decorative concrete block (including screen, split, slump, shadowal block, etc.).....		327331-04	06/81	343.199	343.199	343.662	348.303	348.303
Concrete pavers (including grid, interlocking, etc.).....		327331-05	06/81	378.561	378.561	378.561	387.155	387.155
Concrete brick.....		327331-06	06/81	358.426	358.426	358.426	371.147	371.147
Secondary products and miscellaneous receipts.....		327331-SM						
Miscellaneous receipts.....		327331-M	06/81	314.238	314.238	314.238	317.159	317.159
Secondary products.....		327331-S	06/81	316.724	317.227	317.419	321.613	325.279
Concrete pipe manufacturing.....	327332		12/03	244.827	246.309	248.459	253.962	254.029
Primary products.....		327332-P	12/03	246.462	248.435	250.666	256.376	256.376
Concrete pipe.....		327332-0	12/03	246.462	248.435	250.666	256.376	256.376
Concrete storm sewer pipe.....		327332-02	12/99	314.392	317.322	320.635	328.664	328.664
Concrete pipe, except concrete culvert and storm sewer pipe.....		327332-03	06/94	272.541	272.541	272.541	274.920	274.920
Secondary products and miscellaneous receipts.....		327332-SM1						
Other concrete product manufacturing.....	32739		12/03	251.962	252.713	252.818	254.303	256.301
Other concrete product manufacturing.....	327390		12/03	252.010	252.761	252.867	254.352	256.352
Primary products.....		327390-P	12/03	247.570	248.300	248.402	249.844	251.729
Precast concrete products.....		327390-1	12/79	448.204	449.777	450.231	453.258	457.332
Precast concrete slabs and tile, roof and floor units.....		327390-11	07/85	408.561	408.561	408.561	408.561	408.561
Precast concrete architectural wall panels.....		327390-12	11/84	366.379	368.117	368.207	374.573	379.633
Burial vaults and boxes, precast concrete.....		327390-13	12/79	493.553	493.553	493.553	514.429	514.429
Precast concrete products (excl burial vaults and boxes, slabs and tile, and arch. wall panels).....		327390-14	12/79	422.324	423.982	424.545	425.711	429.888
Prestressed concrete products.....		327390-4	12/79	430.037	430.037	428.859	429.271	429.217

See footnotes at end of table.

Table 11. Producer price indexes for net output of selected industries and their products, not seasonally adjusted — Continued
[February 2025]

Title ¹	Industry code	Product code	Index base	Unadjusted index ²				
				Oct. 2024	Nov. 2024 ^P	Dec. 2024 ^P	Jan. 2025 ^P	Feb. 2025 ^P
Other concrete product manufacturing - Continued								
Prestressed concrete products (excl bridge beams and solid and hollow cored slabs and panels).....		327390-43	06/94	236.639	236.639	236.639	236.639	236.639
Prestressed concrete bridge beams.....		327390-46	01/17	208.467	208.467	207.460	207.460	207.387
Prestressed concrete solid and hollow cored slabs and panels.....		327390-47	01/17	156.652	156.652	155.594	156.652	156.652
Secondary products and miscellaneous receipts.....		327390-SM						
Secondary products.....		327390-S	12/79	651.066	651.454	651.888	651.888	663.154
Lime and gypsum product manufacturing.....	3274		12/03	268.636	269.710	270.310	272.304	272.432
Lime manufacturing.....	32741		12/03	365.354	365.804	367.254	376.237	376.745
Lime manufacturing.....	327410		12/85	469.748	470.327	472.191	483.741	484.394
Primary products.....		327410-P	12/85	489.013	489.620	491.573	503.640	504.255
Lime.....		327410-0	12/04	356.125	356.567	357.990	366.777	367.225
Secondary products and miscellaneous receipts.....		327410-SM1						
Gypsum product manufacturing.....	32742		12/03	246.021	247.357	247.686	247.321	247.321
Gypsum product manufacturing.....	327420		06/81	401.962	404.145	404.682	404.086	404.086
Primary products.....		327420-P	06/81	431.616	433.964	434.542	433.900	433.900
Gypsum building materials.....		327420-1	12/93	362.532	363.058	363.636	362.994	362.994
Other gypsum products.....		327420-5	01/00	249.939	256.482	256.482	256.482	256.482
Secondary products and miscellaneous receipts.....		327420-SM						
Other nonmetallic mineral products.....	3279		12/84	271.803	271.560	271.927	273.136	274.675
Abrasive product manufacturing.....	32791		12/03	180.190	180.512	180.512	183.214	184.225
Abrasive product manufacturing.....	327910		12/80	300.767	301.304	301.304	305.814	307.502
Primary products.....		327910-P	12/80	317.450	318.024	318.024	322.841	324.638
Nonmetallic sized grains, powders, and flour abrasives (incl. graded only).....		327910-1	06/87	256.722	256.722	256.722	259.312	259.312
Nonmetallic abrasive products (including diamond abrasives).....		327910-4	12/80	317.270	317.270	317.270	326.689	326.689
Nonmetallic coated abrasive products and buffing wheels, polishing wheels, and laps.....		327910-7	12/80	380.268	380.268	380.268	386.873	390.097
Secondary products and miscellaneous receipts.....		327910-SM						
Miscellaneous receipts.....		327910-M	12/80	375.472	375.472	375.472	377.290	378.847
All other nonmetallic mineral product mfg.....	32799		12/03	210.532	210.217	210.565	211.006	212.203
Cut stone and stone product manufacturing.....	327991		12/84	252.118	252.692	252.692	251.003	251.385
Primary products.....		327991-P	12/84	245.695	246.265	246.265	244.583	244.963
Dressed dimension granite (including gneiss, syenite, diorite, and cut granite).....		327991-1	12/84	241.010	241.985	241.985	242.835	243.486
Dressed dimension limestone (including dolomite, travertine, calcareous, tufa, & cut limestone).....		327991-4	12/84	215.860	215.860	215.860	215.860	215.860
Dressed dimension marble and other stone.....		327991-7	12/84	245.227	245.227	245.227	239.118	239.118
Secondary products and miscellaneous receipts.....		327991-SM						
Ground or treated mineral and earths manufacturing.....	327992		06/85	313.210	312.570	313.223	316.866	323.189
Primary products.....		327992-P	06/85	306.918	306.279	306.930	310.565	316.871
Ground or treated minerals and earths.....		327992-0	06/85	306.918	306.279	306.930	310.565	316.871
Treated lightweight aggregate and crushed slag, minerals and earths.....		327992-04	12/14	159.922	160.495	161.088	162.650	167.652
Treated clays, artificially activated with acid or other materials.....		327992-05	12/14	144.205	144.205	144.205	144.927	144.927
Other minerals or earths, treated.....		327992-06	12/14	85.942	85.198	85.303	86.708	88.132
Secondary products and miscellaneous receipts.....		327992-SM						
Mineral wool manufacturing.....	327993		12/81	316.082	314.488	315.662	317.253	318.820
Primary products.....		327993-P	12/81	316.418	314.819	315.997	317.593	319.164
Mineral wool for thermal and acoustical envelope insulation.....		327993-1	12/81	325.335	324.764	323.428	325.243	327.860
Mineral wool for industrial, equipment, and appliance insulation.....		327993-4	12/81	265.101	262.488	266.500	267.630	267.758
Secondary products and miscellaneous receipts.....		327993-SM						
Miscellaneous nonmetallic mineral products manufacturing.....	327999		12/03	188.550	188.574	188.574	188.574	188.574
Primary products.....		327999-P	12/03	187.263	187.287	187.287	187.287	187.287
All other nonmetallic mineral products.....		327999-0	12/03	187.263	187.287	187.287	187.287	187.287
Dry-mixed concrete materials (prepackaged sand, gravel, mortar, and cement premixes).....		327999-02	06/06	175.563	175.563	175.563	175.563	175.563
Other nonmetallic mineral products.....		327999-09	06/06	123.466	123.499	123.499	123.499	123.499
Secondary products and miscellaneous receipts.....		327999-SM						
Primary metal mfg.....	331		12/84	272.925	275.565	270.629	268.600	274.328
Iron & steel mills & ferroalloy mfg.....	3311		12/03	222.575	226.444	217.342	211.639	218.937
Iron & steel mills & ferroalloy mfg.....	33111		12/03	222.575	226.444	217.342	211.639	218.937
Iron and steel mills and ferroalloy mfg.....	331110		06/82	238.862	243.018	233.241	227.123	234.962
Primary products.....		331110-P	06/82	244.824	249.425	238.588	232.554	241.208
Steel ingots and semifinished products.....		331110-3	06/82	395.977	397.544	384.899	377.649	381.815
Ferroalloys and related products.....		331110-6	12/09	91.647	92.417	94.358	93.055	92.686
Hot rolled steel bars, plates, and structural shapes.....		331110-7	06/82	265.297	260.562	261.175	258.302	252.234

See footnotes at end of table.

Table 11. Producer price indexes for net output of selected industries and their products, not seasonally adjusted — Continued
 [February 2025]

Title ¹	Industry code	Product code	Index base	Unadjusted index ²				
				Oct. 2024	Nov. 2024 ^P	Dec. 2024 ^P	Jan. 2025 ^P	Feb. 2025 ^P
Iron and steel mills and ferroalloy mfg - Continued								
Hot rolled steel bars, plates, and structural shapes, carbon.....		331110-71	12/17	152.561	149.561	149.949	148.382	144.514
Secondary products and miscellaneous receipts.....		331110-SM						
Steel product mfg from purchased steel.....	3312		12/03	263.266	264.106	261.525	259.548	259.710
Iron & steel pipe and tube mfg from purchased steel.....	33121		12/03	306.580	306.514	303.967	299.756	297.408
Iron and steel pipe and tube manufacturing from purchased steel.....	331210		06/82	438.468	438.370	434.726	428.700	425.339
Primary products.....		331210-P	06/82	452.235	452.295	448.686	442.688	439.418
Iron and steel pipes and tubes, from purchased iron and steel.....		331210-0	06/82	452.235	452.295	448.686	442.688	439.418
Pipe and tube, carbon.....		331210-02	12/10	172.147	172.283	170.684	168.354	166.561
Pipe and tube, stainless.....		331210-04	12/10	114.263	114.338	114.688	113.129	114.449
Secondary products and miscellaneous receipts.....		331210-SM1						
Rolling & drawing of purchased steel.....	33122		12/03	227.470	229.035	226.437	226.267	228.446
Rolled steel shape mfg.....	331221		06/82	262.369	265.688	258.191	259.013	263.673
Primary products.....		331221-P	06/82	236.206	239.554	232.081	232.715	236.830
Cold rolled steel sheet and strip, made from purchased steel.....		331221-1	06/82	243.951	249.060	237.123	239.451	246.429
Cold finished steel bars and bar shapes, made from purchased steel.....		331221-3	06/82	246.640	247.442	246.529	244.458	244.297
Secondary products and miscellaneous receipts.....		331221-SM						
Steel wire drawing.....	331222		06/82	287.058	287.513	288.744	287.510	288.100
Primary products.....		331222-P	06/82	291.772	292.261	293.567	292.258	292.822
Steel wire, including galvanized and other coated wire.....		331222-5	06/82	265.845	266.286	266.937	265.261	266.395
Carbon steel wire.....		331222-5A	06/82	265.906	266.550	266.890	267.295	268.384
Secondary products and miscellaneous receipts.....		331222-SM						
Miscellaneous receipts.....		331222-M	03/98	118.328	117.138	117.090	117.074	120.109
Alumina & aluminum production & processing.....	3313		12/03	159.543	162.924	164.060	164.169	166.236
Alumina & aluminum production & processing.....	33131		12/03	159.635	163.018	164.155	164.264	166.332
Secondary smelting and alloying of aluminum.....	331314		12/03	177.264	178.602	178.521	177.805	181.088
Primary products.....		331314-P	06/80	191.456	193.141	193.072	192.279	195.921
Aluminum ingot, including billet, made by secondary smelters.....		331314-2	12/03	179.799	181.544	181.462	180.534	181.851
Aluminum and aluminum-base alloys powders, paste, and flakes.....		331314-5	12/03	141.665	141.665	141.745	142.562	161.396
Secondary products and miscellaneous receipts.....		331314-SM						
Aluminum sheet, plate, and foil mfg.....	331315		06/81	213.975	220.453	221.808	221.704	—
Primary products.....		331315-P	06/81	221.578	228.506	229.982	229.894	—
Aluminum sheet, plate, and foil.....		331315-0	06/81	221.578	228.506	229.982	229.894	—
Secondary products and miscellaneous receipts.....		331315-SM2						
Other aluminum rolling, drawing, and extruding.....	331318		12/81	263.214	267.820	270.442	271.317	273.286
Primary products.....		331318-P	12/81	272.967	277.501	280.210	281.171	283.113
Other extruded aluminum shapes, including rod, bar, and wire.....		331318-0	12/81	290.479	295.304	298.188	299.210	301.276
Secondary products and miscellaneous receipts.....		331318-SM						
Nonferrous (exc alum) production & processing.....	3314		12/03	308.173	306.489	305.108	309.358	317.906
Nonferrous metal (except aluminum) smelting and refining.....	33141		12/03	323.515	316.369	317.332	318.844	—
Nonferrous metal (except aluminum) smelting and refining.....	331410		12/09	127.350	124.537	124.916	125.511	—
Primary products.....		331410-P	12/09	132.277	129.433	129.883	130.515	—
Secondary products and miscellaneous receipts.....		331410-SM1						
Copper rolling/drawing/extruding & alloying.....	33142		12/03	344.849	345.610	339.774	342.681	349.435
Copper rolling, drawing, extruding, and alloying.....	331420		12/11	136.161	136.461	134.158	135.304	137.972
Primary products.....		331420-P	12/11	137.168	137.441	135.045	136.351	138.907
Copper wire and cable.....		331420-A	12/03	306.242	300.077	294.152	296.686	302.678
Copper and copper alloy mill shapes, except wire and cable.....		331420-B	12/22	110.164	112.627	110.603	112.074	114.133
Secondary products and miscellaneous receipts.....		331420-SM						
Secondary products.....		331420-S	12/11	114.820	115.368	114.940	112.674	118.217
Other nonferrous roll/draw/extruding/alloying.....	33149		12/03	270.647	268.508	270.866	277.532	283.283
Nonferrous metal (except copper and aluminum) rolling, drawing, and extruding.....	331491		12/03	231.857	231.537	232.600	240.086	240.778
Primary products.....		331491-P	12/03	200.857	200.566	201.562	208.139	208.746
All other nonferrous metal mill shapes.....		331491-D	06/82	349.508	350.853	350.512	350.022	352.490
Nickel and nickel-base alloy mill shapes.....		331491-2	06/82	264.325	261.603	265.071	262.089	258.378
Titanium and titanium-base alloy mill shapes.....		331491-3	06/82	201.736	201.750	201.750	217.174	215.169
Secondary products and miscellaneous receipts.....		331491-SM						
Secondary products.....		331491-S	06/82	379.896	381.844	381.844	382.167	382.167
Secondary smelting, refining, and alloying of nonferrous metal (except copper and aluminum).....	331492		12/03	313.305	309.305	312.991	318.897	329.789
Primary products.....		331492-P	12/03	308.940	305.281	309.139	315.407	326.745

See footnotes at end of table.

Table 11. Producer price indexes for net output of selected industries and their products, not seasonally adjusted — Continued
[February 2025]

Title ¹	Industry code	Product code	Index base	Unadjusted index ²				
				Oct. 2024	Nov. 2024 ^P	Dec. 2024 ^P	Jan. 2025 ^P	Feb. 2025 ^P
Secondary smelting, refining, and alloying of nonferrous metal (except copper and aluminum) - Continued								
All other miscellaneous secondary nonferrous metals, including secondary lead and zinc.....		331492-B	06/11	89.688	88.766	89.738	84.776	83.527
Nonferrous metal powders, paste, and flakes (excluding aluminum and copper)...		331492-1	06/85	268.197	269.296	267.777	293.162	296.848
Secondary products and miscellaneous receipts.....		331492-SM						
Foundries.....	3315		12/03	206.685	206.850	206.835	208.754	209.904
Ferrous metal foundries.....	33151		12/84	292.368	292.749	293.115	294.240	297.207
Iron foundries.....	331511		12/80	348.316	348.840	348.827	350.786	353.954
Primary products.....		331511-P	12/80	334.899	335.420	335.405	337.344	340.396
Cast iron pressure and soil pipe and fittings, all sizes.....		331511-B	12/03	444.865	446.099	445.929	446.211	446.338
Standard and pearlitic malleable iron castings.....		331511-T	06/12	182.434	182.486	182.466	186.934	186.966
Other ductile iron castings.....		331511-3	06/86	215.365	215.608	215.595	216.127	216.994
Other gray iron castings (including molds and stools for heavy steel ingots).....		331511-9	12/03	213.180	213.323	213.358	213.779	214.927
Secondary products and miscellaneous receipts.....		331511-SM						
Steel investment foundries.....	331512		06/81	362.353	362.877	364.950	365.230	372.744
Primary products.....		331512-P	06/81	345.092	345.580	347.567	347.836	354.934
Steel investment castings.....		331512-0	06/81	345.092	345.580	347.567	347.836	354.934
Secondary products and miscellaneous receipts.....		331512-SM						
Secondary products.....		331512-S	06/81	523.302	-	-	-	-
Steel foundries, except investment.....	331513		06/81	272.888	273.035	272.971	273.577	273.731
Primary products.....		331513-P	12/03	205.976	206.089	206.094	206.563	206.682
Carbon steel castings, except investment.....		331513-1	06/81	302.285	302.417	302.447	305.041	305.041
Alloy steel castings, excluding investment.....		331513-4	12/17	142.005	142.089	142.089	142.089	142.201
High alloy steel castings, except investment.....		331513-41	06/81	372.759	373.115	373.115	373.116	373.588
Other alloy steel castings, except investment.....		331513-43	12/03	203.170	203.170	203.170	203.170	203.170
Secondary products and miscellaneous receipts.....		331513-SM						
Nonferrous metal foundries.....	33152		12/84	261.365	261.398	260.918	265.239	265.094
Nonferrous metal die-casting foundries.....	331523		12/11	121.972	122.064	121.931	121.870	121.704
Primary products.....		331523-P	12/11	123.125	123.220	123.082	123.020	122.849
Aluminum die-castings.....		331523-1	06/83	193.855	193.746	193.569	193.383	193.393
Nonferrous (except aluminum) die-castings.....		331523-3	06/91	253.143	254.650	254.160	254.475	252.715
Secondary products and miscellaneous receipts.....		331523-SM						
Aluminum foundries, except die-casting.....	331524		06/91	245.972	245.972	245.974	253.290	253.465
Primary products.....		331524-P	06/91	224.375	224.375	224.375	232.385	232.574
Aluminum castings, excluding die-castings.....		331524-0	06/91	224.375	224.375	224.375	232.385	232.574
Secondary products and miscellaneous receipts.....		331524-SM						
Secondary products.....		331524-S1	06/08	309.623	309.623	309.638	309.707	309.725
Other nonferrous metal foundries, except die-casting.....	331529		12/11	158.958	158.771	157.879	164.321	164.300
Primary products.....		331529-P	12/11	155.647	155.456	154.544	161.117	160.844
Copper foundries (excluding die-casting).....		331529-5	06/83	451.259	450.206	445.188	448.341	446.843
Secondary products and miscellaneous receipts.....		331529-SM						
Fabricated metal product mfg.....	332		12/84	285.730	285.631	285.808	286.621	287.723
Forging & stamping.....	3321		12/03	170.757	170.652	170.152	170.604	171.389
Forging & stamping.....	33211		12/03	170.785	170.680	170.179	170.632	171.417
Iron and steel forging.....	332111		12/83	190.451	190.510	188.184	189.382	189.781
Primary products.....		332111-P	12/83	186.285	186.346	183.954	185.134	185.543
Hot impression die impact, press and upset steel forgings.....		332111-1	12/83	198.795	198.894	196.028	198.340	198.780
Hot impression die impact, press and upset carbon steel forgings.....		332111-11	12/83	205.807	205.807	199.984	200.803	201.707
Hot impression die impact, press and upset alloy steel forgings.....		332111-12	12/83	180.381	180.583	180.177	183.604	183.655
Secondary products and miscellaneous receipts.....		332111-SM						
Nonferrous forging.....	332112		12/83	190.304	190.304	190.304	191.889	198.296
Primary products.....		332112-P	12/83	211.295	211.295	211.295	213.115	220.459
Hot impression die impact, press and upset nonferrous forgings.....		332112-4	12/83	225.568	225.568	225.568	227.731	236.461
Hot impression die impact, press, and upset aluminum and aluminum alloy forgings.....		332112-41	12/83	241.593	241.593	241.593	245.328	255.700
Hot impression die impact, press, and upset titanium and titanium alloy forgings.....		332112-42	12/83	174.719	174.719	174.719	174.719	182.105
Other nonferrous hot impression die impact, press, and upset forgings.....		332112-43	06/98	236.257	236.257	236.257	237.076	237.076
Secondary products and miscellaneous receipts.....		332112-SM						
Custom roll forming.....	332114		12/03	162.755	162.755	163.180	163.180	163.180
Primary products.....		332114-P	12/84	182.105	182.105	182.663	182.663	182.663
Custom roll formed products (steel, aluminum and other metal).....		332114-0	06/90	176.806	176.806	177.348	177.348	177.348
Secondary products and miscellaneous receipts.....		332114-SM						

See footnotes at end of table.

Table 11. Producer price indexes for net output of selected industries and their products, not seasonally adjusted — Continued
[February 2025]

Title ¹	Industry code	Product code	Index base	Unadjusted index ²				
				Oct. 2024	Nov. 2024 ^P	Dec. 2024 ^P	Jan. 2025 ^P	Feb. 2025 ^P
Powder metallurgy part mfg.....	332117		12/03	133.696	134.142	134.142	—	—
Primary products.....		332117-P	12/03	134.292	134.740	134.740	—	—
Powder metallurgy parts.....		332117-0	12/91	137.828	138.288	138.288	—	—
Other metal stamping, except automotive.....	332119		06/84	256.495	255.922	255.440	255.825	256.726
Primary products.....		332119-P	12/03	201.064	200.680	200.115	199.858	199.371
Metal job stampings, except automotive.....		332119-3	06/84	272.904	272.686	271.177	269.724	268.183
Recreational vehicle metal job stampings.....		332119-31	06/07	209.775	209.775	201.588	199.246	198.642
Other metal job stampings.....		332119-33	06/07	182.360	182.579	181.828	181.186	179.846
Other metal stampings, n.e.c., incl. stamped and pressed metal, and crowns and closures.....		332119-9	01/24	95.611	95.272	95.386	95.835	96.058
Secondary products and miscellaneous receipts.....		332119-SM						
Miscellaneous receipts.....		332119-M	12/03	157.874	157.000	157.583	161.096	168.121
Secondary products.....		332119-S	12/03	137.472	137.630	137.630	136.946	136.868
Cutlery & handtool mfg.....	3322		12/03	167.764	167.864	168.758	168.812	168.883
Cutlery & handtool mfg.....	33221		12/03	167.747	167.847	168.742	168.796	168.866
Metal cookware, cutlery, and flatware mfg.....	332215		12/11	131.306	131.318	131.318	131.318	131.319
Primary products.....		332215-P	12/11	130.789	130.789	130.789	130.789	130.789
Secondary products and miscellaneous receipts.....		332215-SM						
Miscellaneous receipts.....		332215-M	12/11	130.110	130.805	130.805	130.805	130.805
Secondary products.....		332215-S	12/11	135.896	135.896	135.896	135.896	136.672
Saw blade, handsaw, and hand and edge tool mfg.....	332216		12/11	140.225	140.342	141.447	141.514	141.601
Primary products.....		332216-P	12/11	139.444	139.547	140.668	140.728	140.821
Edge tools, hand-operated.....		332216-4	06/96	217.504	217.504	217.504	217.504	217.504
All other miscellaneous hand tools, except handsaws.....		332216-7	12/11	136.430	136.430	140.029	140.029	140.029
Secondary products and miscellaneous receipts.....		332216-SM						
Miscellaneous receipts.....		332216-M	12/11	136.165	136.165	137.235	137.235	137.235
Secondary products.....		332216-S	12/11	146.638	147.066	147.808	148.029	148.029
Architectural & structural metals mfg.....	3323		12/03	259.034	259.039	258.901	259.228	260.959
Plate work & fabricated structural prod mfg.....	33231		12/03	274.893	275.071	275.190	275.436	277.013
Prefabricated metal buildings and components mfg.....	332311		12/81	508.588	508.720	510.358	508.974	510.841
Primary products.....		332311-P	12/81	526.850	527.072	528.251	527.273	528.891
Prefabricated metal bldg & component systems (excl. farm service bldgs, resid. bldgs, & parts).....		332311-1	12/81	581.193	581.193	581.193	581.193	582.351
Other prefabricated and portable metal buildings and parts.....		332311-3	12/81	412.710	413.402	417.076	414.027	416.623
Secondary products and miscellaneous receipts.....		332311-SM						
Fabricated structural metal mfg.....	332312		12/03	263.838	264.068	264.043	263.979	265.888
Primary products.....		332312-P	06/82	339.543	339.868	339.842	339.740	342.186
Fabricated structural metal bar joists and concrete reinforcing bars.....		332312-1	06/82	307.833	306.639	304.924	305.246	305.873
Fabricated structural iron and steel for industrial buildings metal bar joists, short span.....		332312-11	06/11	179.422	180.007	179.309	180.953	178.385
Fabricated structural iron & steel for commercial, residential, institutional, & public bldgs.....		332312-12	06/11	171.452	170.386	169.336	169.059	170.327
Other fabricated structural metal.....		332312-5	06/82	378.549	380.997	380.997	380.475	384.697
Fabricated structural metal for bridges.....		332312-6	06/82	246.131	241.057	253.280	253.343	255.174
Secondary products and miscellaneous receipts.....		332312-SM						
Plate work mfg.....	332313		12/03	249.992	249.992	249.992	252.449	252.655
Primary products.....		332313-P	12/03	250.559	250.559	250.559	250.559	250.559
Fabricated plate work (stacks and weldments).....		332313-0	03/80	380.027	380.027	380.027	380.027	380.027
Secondary products and miscellaneous receipts.....		332313-SM1						
Ornamental & architectural metal prod mfg.....	33232		12/03	246.230	246.068	245.680	246.088	247.987
Metal window and door mfg.....	332321		06/83	419.194	418.492	418.543	418.805	419.195
Primary products.....		332321-P	06/83	438.676	437.916	437.971	438.175	438.597
Metal molding and trim and store fronts.....		332321-B	06/83	1,067.319	1,067.319	1,067.319	1,067.327	1,067.327
Metal windows (except storm sash).....		332321-D	06/83	407.171	402.560	402.560	402.666	402.666
Metal doors (except storm doors).....		332321-1	06/83	430.029	430.097	430.177	429.698	430.305
Metal window and door screens (except combination screens) and metal weather strip.....		332321-9	06/83	345.239	345.239	345.239	345.239	—
Secondary products and miscellaneous receipts.....		332321-SM						
Secondary products.....		332321-S	06/83	344.441	344.441	344.441	346.273	346.293
Sheet metal work mfg.....	332322		12/82	301.798	301.406	300.364	301.310	304.053
Primary products.....		332322-P	12/82	298.296	297.857	296.700	297.744	300.644
Sheet metal electronic enclosures.....		332322-C	06/11	149.869	149.802	149.892	149.860	153.259
Steel sheet metal computer & peripheral equipment enclosures.....		332322-C1	06/11	136.647	136.647	136.647	136.663	139.680
Aluminum sheet metal computer & peripheral equipment enclosures.....		332322-C2	06/11	179.341	178.651	178.663	178.663	190.459
Other sheet metal electronic enclosures (excluding computers).....		332322-C3	06/11	139.465	139.500	139.694	139.608	140.809
Other sheet metal work.....		332322-G	12/03	171.999	172.630	172.520	172.891	173.866

See footnotes at end of table.

Table 11. Producer price indexes for net output of selected industries and their products, not seasonally adjusted — Continued
 [February 2025]

Title ¹	Industry code	Product code	Index base	Unadjusted index ²				
				Oct. 2024	Nov. 2024 ^P	Dec. 2024 ^P	Jan. 2025 ^P	Feb. 2025 ^P
Sheet metal work mfg - Continued								
Aluminum and other sheet metal work		332322-G3	06/11	127.408	128.295	128.141	128.466	129.836
Sheet metal air-conditioning ducts and stove pipe		332322-1	12/03	290.603	290.603	290.603	290.793	290.793
Secondary products and miscellaneous receipts		332322-SM						
Secondary products		332322-S	12/03	203.182	203.261	203.298	203.420	205.856
Ornamental and architectural metal work mfg.	332323		12/83	536.447	537.569	537.572	537.572	545.174
Primary products		332323-P	12/83	582.058	583.260	583.260	583.260	591.627
Ornamental and architectural metal work		332323-8	12/97	470.481	470.997	470.997	470.997	475.011
Iron, steel, and aluminum stairs, staircases, and fire escapes		332323-81	12/83	719.763	720.657	720.657	720.657	727.623
Steel and aluminum fences, gates (not wire), and railings and window guards ..		332323-82	12/97	314.160	314.395	314.395	314.395	316.230
Other architectural and ornamental work		332323-9	12/97	312.799	312.799	312.799	312.799	313.757
Other aluminum and metal architectural and ornamental work		332323-91	12/88	322.712	322.712	322.712	322.712	324.015
Other iron and steel architectural and ornamental work		332323-92	12/97	322.046	322.046	322.046	322.046	322.898
Secondary products and miscellaneous receipts		332323-SM						
Secondary products		332323-S	12/83	242.023	242.951	243.015	243.010	244.930
Boiler, tank & shipping container mfg.	3324		12/03	236.835	236.744	237.050	239.051	239.500
Power boiler & heat exchanger mfg.	33241		12/03	278.291	278.983	280.185	281.243	282.351
Power boiler and heat exchanger mfg.	332410		12/03	278.469	279.160	280.363	281.421	282.530
Primary products		332410-P	12/03	279.871	280.605	281.849	282.974	284.111
Fabricated heat exchangers and steam condensers (excluding nuclear applications)		332410-1	03/80	539.297	540.158	542.809	546.841	550.253
Secondary products and miscellaneous receipts		332410-SM						
Secondary products		332410-S	03/80	518.476	—	—	—	—
Metal tank (heavy gauge) mfg.	33242		12/03	272.101	272.101	272.104	273.283	273.283
Metal tanks, heavy gauge, mfg.	332420		12/03	271.955	271.955	271.958	273.136	273.136
Primary products		332420-P	12/03	269.104	269.104	269.104	269.837	269.837
Metal tanks, heavy gauge		332420-0	12/03	269.104	269.104	269.104	269.837	269.837
Secondary products and miscellaneous receipts		332420-SM						
Light gauge metal container mfg.	33243		12/84	216.072	215.605	215.737	218.717	219.182
Metal can mfg.	332431		06/81	213.941	213.581	213.743	217.432	217.466
Primary products		332431-P	06/81	212.584	212.222	212.349	216.006	216.033
Steel cans and tinware products		332431-1	06/81	330.194	328.808	329.293	335.873	335.974
Aluminum cans (including lids, ends, and parts shipped separately)		332431-3	06/81	149.445	149.445	149.445	151.740	151.740
Secondary products and miscellaneous receipts		332431-SM						
Other metal container mfg.	332439		12/03	266.799	265.697	265.697	265.697	268.432
Primary products		332439-P	12/03	277.083	275.802	275.802	275.802	278.983
All other metal containers		332439-6	12/03	218.277	218.277	218.277	218.277	222.551
Secondary products and miscellaneous receipts		332439-SM						
Secondary products		332439-S	12/03	197.233	197.233	197.233	197.233	197.233
Hardware mfg.	3325		12/03	201.949	202.083	202.141	202.506	203.352
Hardware mfg.	33251		12/03	201.949	202.083	202.141	202.506	203.352
Hardware mfg.	332510		06/85	270.874	271.054	271.131	271.621	272.755
Primary products		332510-P	06/85	257.962	258.129	258.206	258.603	259.792
All other miscellaneous hardware		332510-A	06/85	427.669	427.488	427.573	427.566	431.478
Furniture hardware (excluding cabinet hardware)		332510-2	06/85	291.826	295.180	296.456	294.093	294.243
Builders' hardware, including fabricated metal safe and vault locks, & cabinet hardware		332510-4	06/85	295.846	295.860	295.874	295.891	297.904
Secondary products and miscellaneous receipts		332510-SM						
Miscellaneous receipts		332510-M	07/85	384.700	385.619	385.619	385.619	396.198
Secondary products		332510-S	06/85	366.296	366.296	366.296	371.063	360.590
Spring & wire product mfg.	3326		12/03	283.548	284.571	284.447	284.858	284.894
Spring & wire product mfg.	33261		12/03	283.548	284.571	284.447	284.858	284.894
Spring mfg.	332613		12/11	225.995	227.208	227.091	226.897	226.975
Primary products		332613-P	12/11	240.748	242.100	242.039	241.853	241.940
Cold formed steel springs, except wire		332613-3	06/81	515.323	515.790	515.378	514.147	514.320
Precision mechanical wire springs		332613-5	12/82	284.765	284.764	284.764	284.739	285.102
Precision mechanical extension- and torsion-type wire springs		332613-51	06/01	220.251	220.251	220.251	220.251	220.993
Precision mechanical compression-type wire springs		332613-52	06/01	202.331	202.331	202.331	202.302	202.302
Secondary products and miscellaneous receipts		332613-SM						
Secondary products		332613-S	12/11	113.198	113.198	112.484	112.168	112.170
Other fabricated wire product mfg.	332618		12/82	349.558	350.084	349.965	351.272	351.253
Primary products		332618-P	12/82	338.953	338.888	338.949	338.848	339.138
Other ferrous wire products, excluding springs, made from purchased wire		332618-B	12/82	367.814	367.814	367.698	367.698	367.855
Other fabricated wire products, made from purchased wire		332618-2	06/85	192.465	192.465	192.465	192.465	192.465

See footnotes at end of table.

Table 11. Producer price indexes for net output of selected industries and their products, not seasonally adjusted — Continued
[February 2025]

Title ¹	Industry code	Product code	Index base	Unadjusted index ²				
				Oct. 2024	Nov. 2024 ^P	Dec. 2024 ^P	Jan. 2025 ^P	Feb. 2025 ^P
Other fabricated wire product mfg - Continued								
Ferrous wire cloth and other ferrous woven wire products, made from purchased wire.....		332618-3	12/82	194.507	194.507	194.507	194.507	196.781
Steel fencing and fence gates, made from purchased wire.....		332618-7	12/82	451.037	451.037	449.623	448.132	447.635
Secondary products and miscellaneous receipts.....		332618-SM						
Secondary products.....		332618-S	12/82	716.898	716.898	709.389	709.284	709.527
Mach shops, turn prod, screw, nut, bolt mfg.....	3327		12/03	178.195	178.222	178.207	179.471	180.140
Machine shops.....	33271		12/03	154.007	154.007	154.007	155.942	155.942
Machine shops.....	332710		06/84	204.868	204.868	204.868	207.441	207.441
Primary products.....		332710-P	06/84	201.748	201.748	201.748	202.126	202.126
Machine shop job work and job order repairs.....		332710-0	06/84	200.341	200.341	200.341	200.716	200.716
Secondary products and miscellaneous receipts.....		332710-SM						
Turned product & screw, nut & bolt mfg.....	33272		12/84	268.553	268.639	268.594	269.020	271.063
Precision turned product mfg.....	332721		12/83	256.116	256.308	256.191	256.275	256.275
Primary products.....		332721-P	12/83	243.491	243.695	243.571	243.660	243.660
Precision turned products, automotive.....		332721-1	12/83	178.458	179.749	179.749	179.749	179.749
Precision turned products, except automotive.....		332721-3	12/83	271.982	271.588	271.400	271.535	271.535
Secondary products and miscellaneous receipts.....		332721-SM						
Bolt, nut, screw, rivet, and washer mfg.....	332722		06/82	315.248	315.180	315.256	316.331	322.220
Primary products.....		332722-P	06/82	325.088	325.799	325.882	327.049	334.004
Nonthreaded metal fasteners (except aircraft types).....		332722-B	06/82	277.021	277.021	277.021	286.318	286.318
Aircraft fasteners, except plastics (including aerospace).....		332722-1	06/82	757.751	756.926	756.926	756.926	-
Externally threaded metal fasteners (except aircraft types).....		332722-3	06/82	251.548	252.812	252.805	253.081	253.169
Hex bolts, including heavy, tap-and-joint (excluding high-strength structural & aircraft types).....		332722-3122	06/82	214.703	214.712	214.712	214.739	214.739
Other metal bolts, including square, round, plow, high-strength structural, & bent bolts.....		332722-3133	12/99	300.932	300.932	300.932	301.447	301.447
Cap, set, machine, lag, flange, and self-locking screws (except aircraft types)...		332722-3144	12/87	295.261	304.769	304.765	304.794	305.373
Other externally threaded metal fasteners, including studs (except aircraft types).....		332722-3199	12/99	188.282	187.882	187.868	188.093	188.093
Internally threaded fasteners (except aircraft types).....		332722-5	06/82	157.312	158.089	158.091	159.019	159.019
Secondary products and miscellaneous receipts.....		332722-SM						
Miscellaneous receipts.....		332722-M	06/82	259.759	218.293	218.293	218.293	188.289
Coating/engrave/heat treating & other activity.....	3328		12/03	184.826	184.304	184.712	185.628	185.581
Coating/engrave/heat treating & other activity.....	33281		12/84	254.296	253.578	254.139	255.399	255.334
Metal heat treating.....	332811		06/85	293.686	293.161	293.161	293.161	295.014
Primary products.....		332811-P	06/85	247.497	247.054	247.054	247.054	248.615
Heat treating of metal for the trade (pickling, annealing, etc.).....		332811-0	06/85	247.497	247.054	247.054	247.054	248.615
Secondary products and miscellaneous receipts.....		332811-SM						
Metal coating and nonprecious engraving.....	332812		12/84	209.230	205.673	206.232	208.131	207.301
Primary products.....		332812-P	12/84	216.773	212.754	213.386	215.531	214.593
Metal coating, engraving, and allied services.....		332812-0	12/84	216.773	212.754	213.386	215.531	214.593
Secondary products and miscellaneous receipts.....		332812-SM						
Electroplating, anodizing and coloring metal.....	332813		12/84	260.486	266.387	267.323	267.928	267.928
Primary products.....		332813-P	12/84	264.610	271.019	272.031	272.686	272.686
Electroplating, plating, polishing, anodizing and coloring metal.....		332813-0	12/84	264.610	271.019	272.031	272.686	272.686
Secondary products and miscellaneous receipts.....		332813-SM						
Other fabricated metal product mfg.....	3329		12/03	218.996	218.747	219.408	219.098	219.691
Metal valve mfg.....	33291		12/03	245.954	245.876	246.570	245.060	245.876
Industrial valve mfg.....	332911		06/91	338.190	338.099	339.787	342.343	344.795
Primary products.....		332911-P	06/91	349.897	349.796	351.652	354.357	357.057
Automatic regulating and control valves and parts (except nuclear), power operated.....		332911-F	12/82	444.419	444.419	444.419	444.441	445.269
Industrial valves for water works and municipal equipment (IBBM, AWWA, and UL).....		332911-N	06/91	389.653	389.653	397.024	403.169	403.981
Industrial ball valves (all metals, pressures, and types), incl. manual & power operated.....		332911-Q	06/91	447.639	447.639	447.639	447.713	461.288
Industrial butterfly valves (all metals, pressures, and types), incl. manual & power operated.....		332911-R	06/91	282.211	-	-	284.701	293.930
All other miscellaneous industrial valves.....		332911-X	06/91	292.740	292.740	292.422	294.291	294.291
Gates, globes, angles and other industrial valves.....		332911-1	06/91	382.544	382.544	382.544	387.098	389.736
Secondary products and miscellaneous receipts.....		332911-SM						
Miscellaneous receipts.....		332911-M	06/91	262.625	262.625	263.091	263.193	263.193
Secondary products.....		332911-S	06/91	283.500	283.500	283.579	285.365	285.595
Fluid power valve and hose fitting mfg.....	332912		06/91	338.099	338.314	339.656	327.382	328.033

See footnotes at end of table.

Table 11. Producer price indexes for net output of selected industries and their products, not seasonally adjusted — Continued
 [February 2025]

Title ¹	Industry code	Product code	Index base	Unadjusted index ²				
				Oct. 2024	Nov. 2024 ^P	Dec. 2024 ^P	Jan. 2025 ^P	Feb. 2025 ^P
Fluid power valve and hose fitting mfg - Continued								
Primary products.....		332912-P	06/91	347.460	347.688	348.637	335.650	336.349
Nonaerospace type hydraulic and pneumatic assemblies of hose.....		332912-N	12/98	154.197	154.197	154.197	157.153	159.060
Nonaerospace type flared (metal) fittings, couplings and assemblies.....		332912-T	06/91	233.379	233.379	233.379	235.433	235.447
Nonaerospace type flareless fittings and couplings (incl. nonmetal fittings).....		332912-U	06/91	227.641	227.641	227.641	227.641	227.641
Aerospace type hydraulic fluid power valves.....		332912-1	06/91	189.098	189.098	192.606	192.606	192.606
Nonaerospace type hydraulic directional control valves.....		332912-5	06/91	252.879	254.520	255.495	259.368	259.368
Nonaerospace type hydraulic valves, except directional control.....		332912-7	12/98	275.282	275.282	275.282	275.282	280.392
Nonaerospace type pneumatic directional control valves.....		332912-9	06/91	264.687	264.687	266.149	266.274	266.274
Secondary products and miscellaneous receipts.....		332912-SM						
Plumbing fixture fitting and trim mfg.....	332913		06/83	371.574	371.574	371.574	379.876	379.876
Primary products.....		332913-P	06/83	369.477	369.477	369.477	377.290	377.290
Miscellaneous metal and nonmetal plumbing fixtures, fittings, and trim.....		332913-6	06/83	402.457	402.457	402.457	421.341	421.341
Metal and nonmetal lavatory and sink fittings, excluding single control.....		332913-7	06/98	196.895	196.895	196.895	197.559	197.559
Secondary products and miscellaneous receipts.....		332913-SM						
Other metal valve and pipe fitting mfg.....	332919		12/82	391.532	390.211	388.997	391.909	391.905
Primary products.....		332919-P	12/82	421.703	420.205	418.827	421.745	421.741
Metal fittings, flanges, and unions for pipe fittings.....		332919-4	12/82	511.278	509.214	507.317	510.803	510.798
Secondary products and miscellaneous receipts.....		332919-SM						
Secondary products.....		332919-S	12/82	247.628	247.628	247.628	251.888	251.888
All other fabricated metal product mfg.....	332999		12/03	199.585	199.230	199.852	200.421	200.862
Ball and roller bearing mfg.....	332991		06/83	359.489	359.576	367.159	368.811	368.805
Primary products.....		332991-P	06/83	345.281	345.362	352.644	354.181	354.170
Ball bearings, complete, unmounted.....		332991-1	06/83	292.218	292.272	295.335	297.223	297.223
Tapered roller bearings (including cups & cones), unmounted.....		332991-3	06/83	406.141	406.141	418.384	418.384	-
Other roller bearings, unmounted.....		332991-5	06/83	388.608	388.608	396.307	399.586	399.586
Mounted bearings (excluding plain).....		332991-7	06/83	488.389	490.828	502.239	511.773	511.773
Parts and components for ball and roller bearings (including balls and rollers) sold separately.....		332991-9	06/83	188.354	188.354	191.504	191.504	191.437
Secondary products and miscellaneous receipts.....		332991-SM						
Secondary products.....		332991-S	06/83	370.719	370.719	374.349	374.349	374.349
Small arms ammunition mfg.....	332992		06/85	321.958	321.958	321.958	331.076	331.134
Primary products.....		332992-P	06/85	359.020	359.020	359.020	369.867	369.941
Other ammunition products.....		332992-08	12/22	106.634	106.634	106.634	108.976	-
Secondary products and miscellaneous receipts.....		332992-SM						
Ammunition, except small arms, manufacturing.....	332993		12/85	299.710	290.332	290.332	290.332	290.332
Primary products.....		332993-P	12/85	247.418	239.677	239.677	239.677	239.677
Ammunition (excluding small arms), more than 30 mm (1.18 in.).....		332993-0	12/85	247.418	239.677	239.677	239.677	239.677
Fabricated pipe and pipe fitting mfg.....	332996		06/81	444.905	445.925	445.521	446.891	448.607
Primary products.....		332996-P	06/81	386.116	387.166	386.750	388.161	389.929
Fabricated pipe and pipe fittings made from purchased pipe.....		332996-0	12/02	255.343	256.038	255.763	256.696	257.865
Secondary products and miscellaneous receipts.....		332996-SM						
Miscellaneous fabricated metal product mfg.....	332999		12/03	188.151	188.171	188.278	187.669	188.413
Primary products.....		332999-P	12/03	182.439	182.458	182.801	182.134	183.061
All other miscellaneous fabricated metal products.....		332999-N	06/85	238.361	238.387	238.390	237.036	238.318
Secondary products and miscellaneous receipts.....		332999-SM						
Secondary products.....		332999-S	12/03	253.618	253.831	253.826	243.089	243.109
Small arms, ordnance, and ordnance accessories mfg.....	33299T		12/11	107.724	107.724	107.724	107.724	107.724
Primary products.....		33299T-P	12/11	107.909	107.909	107.909	107.909	107.909
Single barrel shotguns, other small firearms n.e.c., and parts & attachments for small arms.....		33299T-45	06/13	107.000	107.000	107.000	107.000	107.000
Secondary products and miscellaneous receipts.....		33299T-SM						
Machinery manufacturing.....	333		12/03	185.121	185.297	185.428	186.485	186.777
Agricultural, construction, and mining machinery mfg.....	3331		12/03	186.803	187.118	187.076	187.149	187.081
Agricultural implement manufacturing.....	33311		12/03	175.529	175.737	176.108	176.131	176.383
Farm machinery and equipment mfg.....	333111		12/82	291.473	291.821	292.620	292.554	293.099
Primary products.....		333111-P	12/82	291.520	291.837	292.520	292.549	293.115
Haying machinery and attachments.....		333111-A	12/82	337.911	337.911	337.911	333.195	333.195
Parts for farm machinery, for sale separately.....		333111-C	12/82	259.241	258.615	258.744	259.236	259.410
Farm plows, harrows, rollers, pulverizers, etc., and attachments.....		333111-E	12/02	287.988	287.988	287.988	287.988	290.047
All other farm machinery and equipment, excluding parts, including attachments.....		333111-G	12/82	369.903	369.150	369.947	369.889	369.889
Commercial turf and grounds care equipment, including parts and attachments.....		333111-J	12/82	263.331	266.855	266.855	264.786	264.842
Farm dairy equipment, sprayers and dusters, farm blowers, and attachments.....		333111-4	12/82	280.034	280.034	280.034	280.034	280.034
Planting, seeding, and fertilizing machinery and attachments.....		333111-7	12/82	282.598	282.598	286.396	290.660	294.495
Harvesting machinery (except hay and straw) and attachments.....		333111-9	12/82	334.917	334.917	334.917	334.917	334.917

See footnotes at end of table.

Table 11. Producer price indexes for net output of selected industries and their products, not seasonally adjusted — Continued
 [February 2025]

Title ¹	Industry code	Product code	Index base	Unadjusted index ²						
				Oct. 2024	Nov. 2024 ^P	Dec. 2024 ^P	Jan. 2025 ^P	Feb. 2025 ^P		
Farm machinery and equipment mfg - Continued										
Secondary products and miscellaneous receipts.....		333111-SM								
Miscellaneous receipts.....		333111-M	12/82	321.230	321.230	321.230	321.230	321.371		
Secondary products.....		333111-S	12/82	283.031	282.852	288.173	284.792	283.761		
Lawn and garden equipment mfg.....	333112									
Primary products.....		333112-P	12/82	169.994	170.189	170.189	170.417	170.418		
Consumer nonriding lawn, garden, and snow equipment.....		333112-1	12/82	173.753	173.927	173.927	174.258	174.258		
Consumer riding lawn, garden, and snow equipment.....		333112-2	12/82	156.937	157.345	157.345	157.574	157.574		
Parts and attachments for consumer lawn, garden, and snow equipment.....		333112-7	06/03	188.040	188.040	188.040	188.062	188.062		
Secondary products and miscellaneous receipts.....		333112-SM								
Secondary products.....		333112-S	12/82	161.267	161.040	161.040	163.101	163.101		
Construction machinery manufacturing.....	33312		12/03	148.002	148.444	148.444	147.582	147.605		
Construction machinery mfg.....	333120		12/80	194.553	195.024	194.713	194.802	194.299		
Primary products.....		333120-P	12/80	347.608	348.450	347.895	348.052	347.154		
Power cranes, loaders, dozers, tractors, off-highway trucks, mixers, pavers, backhoes, etc.....		333120-1	12/03	337.402	338.229	337.684	337.811	336.983		
Power cranes, draglines, & shovels (excavators) (incl. surface mining equip.) (excluding parts).....		333120-11	12/99	193.735	193.666	193.159	193.040	191.577		
Mixers, pavers, and related equipment (excluding parts).....		333120-12	12/80	196.142	196.142	196.142	196.785	193.126		
Tractor shovel loaders (skid steer, wheel, crawler, and integral design backhoes).....		333120-14	12/80	349.615	349.615	349.656	350.730	350.730		
Construction wheel and crawler tractors, dozers, self-propelled log skidders, etc.....		333120-15	12/03	351.576	351.817	352.342	353.740	353.740		
Graders, rollers and compactors, forklifts, scrapers, trenchers, etc. (excluding parts).....		333120-16	12/03	197.683	197.683	193.535	188.654	—		
Construction machinery for mounting (excluding parts, winches, snow clearing attachments).....		333120-17	12/99	213.887	213.887	213.190	213.190	213.190		
Other construction machinery and equipment (excluding parts).....		333120-8	12/03	192.673	191.150	191.150	191.612	191.612		
Parts for construction machinery and equipment, sold separately.....		333120-9	12/99	192.948	196.467	196.788	196.788	196.788		
Parts for cranes, draglines, and shovels (including surface mining equipment) (sold separately).....		333120-91	06/07	212.470	212.244	212.470	214.392	221.804		
Parts for off-highway wheel tractors and shovel loaders (sold separately).....		333120-92	06/07	333120-91	06/07	215.834	215.834	215.834	220.590	235.722
Parts for other construction machinery (sold separately).....		333120-93	06/07	333120-92	06/07	154.153	154.153	154.153	154.422	154.422
Secondary products and miscellaneous receipts.....		333120-SM								
Miscellaneous receipts.....		333120-M	12/80	554.685	554.685	554.685	560.738	558.278		
Mining and oil and gas field machinery mfg.....	33313		12/03	204.201	204.456	204.058	204.212	204.309		
Mining machinery and equipment mfg.....	333131		06/81	442.282	443.956	441.344	442.215	442.852		
Primary products.....		333131-P	06/81	472.581	474.463	471.513	472.315	473.010		
Mining machinery and equipment (except parts sold separately).....		333131-2	09/19	153.520	154.258	154.258	154.069	154.357		
Underground mining machinery (except parts sold separately).....		333131-21	06/81	579.175	579.175	579.175	579.175	582.176		
Crushing, pulverizing & screening machinery (except parts sold separately).....		333131-25	06/81	492.393	499.213	499.213	499.213	499.213		
Drills and other mining machinery (except parts sold separately).....		333131-27	06/81	513.095	513.095	513.095	509.579	—		
Parts and attachments for mining machinery and equipment (sold separately).....		333131-9	06/81	367.022	367.396	356.893	361.370	361.370		
Secondary products and miscellaneous receipts.....		333131-SM								
Miscellaneous receipts.....		333131-M	06/81	306.481	306.481	306.481	309.014	310.143		
Oil and gas field machinery and equipment mfg.....	333132		12/80	323.849	323.849	323.849	323.899	323.899		
Primary products.....		333132-P	12/80	318.839	318.839	318.839	318.839	318.839		
Oil and gas field production machinery and equipment (except pumps).....		333132-A	12/80	285.421	285.421	285.421	285.421	285.421		
Oil and gas field production machinery and equipment (except pumps and parts sold separately).....		333132-A1	12/10	148.512	148.512	148.512	148.512	148.512		
Rotary oil and gas field drilling machinery and equipment.....		333132-1	12/86	330.085	330.085	330.085	330.085	330.085		
Secondary products and miscellaneous receipts.....		333132-SM								
Industrial machinery manufacturing.....	3332		12/84	253.332	253.428	253.435	254.980	255.035		
Other industrial machinery manufacturing.....	33324		12/84	249.847	249.941	249.949	251.472	251.526		
Food product machinery mfg.....	333241		12/83	370.740	370.925	370.937	374.483	374.604		
Primary products.....		333241-P	12/83	386.073	386.241	386.246	388.899	389.018		
Commercial food products machinery (except packaging and cooking equipment).....		333241-3	12/83	350.240	350.240	350.249	353.698	353.698		
Industrial food products machinery for processing foods, beverages, & animal & fowl feed.....		333241-5	12/83	386.570	387.002	387.002	388.868	389.175		
Other industrial food and feed machinery.....		333241-51	12/12	151.599	151.945	151.945	153.789	153.947		
Machinery for sorting, grading, and cleaning fruits, vegetables, eggs, and for processing meat.....		333241-52	12/12	160.367	160.427	160.427	160.426	160.426		
Parts and attachments for industrial food and feed products machinery.....		333241-53	12/12	148.518	148.612	148.612	149.020	149.701		
Secondary products and miscellaneous receipts.....		333241-SM								
Miscellaneous receipts.....		333241-M	12/83	236.507	236.814	236.953	257.943	258.112		
Secondary products.....		333241-S	12/83	343.960	344.750	344.750	345.153	345.427		
Semiconductor machinery mfg.....	333242		12/03	106.842	106.861	106.878	106.258	105.817		

See footnotes at end of table.

Table 11. Producer price indexes for net output of selected industries and their products, not seasonally adjusted — Continued
 [February 2025]

Title ¹	Industry code	Product code	Index base	Unadjusted index ²				
				Oct. 2024	Nov. 2024 ^P	Dec. 2024 ^P	Jan. 2025 ^P	Feb. 2025 ^P
Semiconductor machinery mfg - Continued								
Primary products.....		333242-P	12/03	105.066	105.085	105.102	104.481	104.041
Semiconductor machinery and parts.....		333242-0	06/87	135.181	135.205	135.227	134.428	133.862
Secondary products and miscellaneous receipts.....		333242-SM						
Miscellaneous receipts.....		333242-M	12/03	115.434	115.434	115.434	115.434	115.434
Sawmill, woodworking and paper machinery mfg.....	333243		12/11	152.109	151.863	151.919	153.703	154.671
Primary products.....		333243-P	12/11	151.532	151.271	151.328	153.173	153.615
Sawmill and woodworking machinery.....		333243-A	12/80	365.206	365.752	365.752	374.042	374.042
Sawmill and woodworking machinery, excluding parts & attachments.....		333243-A3	06/12	186.321	186.648	186.648	191.512	191.512
Parts, attachments & accessories for sawmill & woodworking machinery.....		333243-A4	06/12	165.807	165.807	165.807	166.320	166.320
Paper industry machinery.....		333243-B	06/82	291.944	290.824	291.007	292.539	293.951
Paper industry machinery, excluding parts & attachments.....		333243-B1	12/03	152.915	152.915	152.915	152.915	153.793
Parts and attachments for paper industry machinery.....		333243-B2	06/82	290.949	287.340	287.930	292.865	293.684
Secondary and miscellaneous receipts.....		333243-SM						
Miscellaneous receipts.....		333243-M	12/11	154.317	154.326	154.357	154.464	—
All other industrial machinery mfg.....	333248		12/11	176.869	176.999	176.986	178.530	178.675
Primary products.....		333248-P	12/11	183.141	183.281	183.267	184.896	185.052
Printing machinery and equipment mfg.....		333248-4	12/82	186.607	187.521	187.344	185.969	187.945
All other miscellaneous printing trades machinery, including parts.....		333248-4A	12/88	141.817	142.827	142.631	141.112	142.328
Other printing machinery and equipment, including pre-press preparation and typesetting.....		333248-4A7	06/01	100.006	101.435	101.158	99.009	100.730
Parts, attachments, and accessories for printing trades machinery.....		333248-4A8	06/01	138.681	138.681	138.681	138.681	138.681
Other industrial machinery.....		333248-9	12/11	183.650	183.724	183.724	185.619	185.619
Plastics-working machinery and equipment and parts, excluding patterns and molds.....		333248-91	12/81	257.421	257.421	257.421	261.463	261.463
Plastics-working machinery and equipment, excluding patterns, molds, and parts sold separately.....		333248-919	12/08	133.780	133.780	133.780	136.096	136.096
Textile machinery (except parts, attachments, and accessories).....		333248-95	12/80	212.183	212.183	212.183	212.183	212.183
Parts and attachments for textile machinery.....		333248-97	12/80	237.995	237.995	237.995	237.995	237.995
All other industrial machinery.....		333248-98	12/03	253.136	253.271	253.271	255.684	255.684
Secondary products and miscellaneous receipts.....		333248-SM						
Commercial and service industry machinery manufacturing.....	3333		12/03	155.591	156.022	156.027	156.146	156.285
Commercial and service industry machinery manufacturing.....	33331		12/03	155.574	156.005	156.011	156.129	156.269
Commercial and service industry machinery mfg.....	333310		12/11	142.726	143.121	143.126	143.235	143.364
Primary products.....		333310-P	12/11	142.702	143.114	143.118	143.194	143.317
Optical instruments and lenses (incl. parts).....		333310-4	06/91	132.636	135.423	135.139	135.455	135.577
Sighting, tracking, and fire-control equipment, optical type.....		333310-41	12/85	141.638	141.638	141.638	142.383	142.383
All other miscellaneous optical instruments and lenses (incl. binoculars and astronomical).....		333310-43	12/98	125.498	129.027	128.667	128.844	128.998
Commercial cooking and food warming equipment (incl. parts).....		333310-5	06/82	438.946	438.095	438.875	441.216	441.335
Other commercial and service industry machinery.....		333310-9	05/23	101.896	101.896	101.893	101.716	101.834
Commercial laundry and drycleaning machinery (incl. parts).....		333310-93	12/82	350.256	350.256	350.256	350.828	350.828
Commercial and industrial floor and carpet cleaning machines, ex. vacuum cleaners.....		333310-95	09/16	148.389	148.389	148.389	147.569	147.569
Electronic teaching machines, teaching aids, etc., (incl. kits).....		333310-97	09/16	104.281	104.281	104.281	104.281	—
All other parts and attachments for service industry equipment.....		333310-98	06/07	156.794	156.794	156.794	157.324	157.916
Other service industry equipment.....		333310-99	09/16	135.561	135.561	135.556	135.723	135.915
Secondary products and miscellaneous receipts.....		333310-SM						
Miscellaneous receipts.....		333310-M	12/22	104.124	104.124	104.124	105.146	105.198
Secondary products.....		333310-S	12/22	106.253	106.253	106.253	106.297	107.166
HVAC and commercial refrigeration equipment.....	3334		12/03	222.783	222.086	221.891	222.191	224.209
HVAC and commercial refrigeration equipment.....	33341		12/03	222.783	222.086	221.891	222.191	224.209
Fan, blower, air purification equipment mfg.....	333413		12/11	153.104	152.960	152.962	153.369	153.633
Primary products.....		333413-P	12/11	151.255	151.076	151.076	151.478	151.696
Air purification equipment.....		333413-1	12/03	167.253	166.894	166.894	167.700	167.609
Dust collection and other air purification equipment for industrial gas cleaning systems.....		333413-11	12/83	225.447	225.447	225.447	226.800	226.800
Dust collection and other air purification equipment for cleaning incoming air.....		333413-13	12/83	256.945	256.114	256.114	257.199	256.990
Air filters for air-conditioners and furnaces, etc. of 2400 CFM or less, except parts.....		333413-131	06/09	168.808	168.808	168.808	169.442	169.442
Other dust collection and air purification equipment, except parts.....		333413-132	06/09	148.439	148.439	148.439	150.239	150.239
Parts for dust collection and air purification equipment.....		333413-133	06/09	141.939	139.899	139.899	139.450	138.936
Industrial and commercial fans and blowers.....		333413-2	12/03	238.951	238.951	238.951	238.951	239.876
Centrifugal blower filter units, and classes I-IV centrifugal fans, except parts.....		333413-22	06/09	194.218	194.218	194.218	194.218	195.706
Other centrifugal fans and blowers, except parts.....		333413-23	06/09	192.068	192.068	192.068	192.068	192.829
Parts and accessories for fans and blowers.....		333413-29	06/09	189.904	189.904	189.904	189.904	190.273
Secondary products and miscellaneous receipts.....		333413-SM						
Secondary products.....		333413-S	12/11	141.590	142.367	142.367	143.580	143.580

See footnotes at end of table.

Table 11. Producer price indexes for net output of selected industries and their products, not seasonally adjusted — Continued
 [February 2025]

Title ¹	Industry code	Product code	Index base	Unadjusted index ²				
				Oct. 2024	Nov. 2024 ^P	Dec. 2024 ^P	Jan. 2025 ^P	Feb. 2025 ^P
Heating equipment (except warm air furnaces) mfg.	333414		06/80	463.213	463.315	463.519	465.874	466.768
Primary products.		333414-P	06/80	445.328	445.404	445.607	447.978	448.866
Other heating equipment, except electric (incl. parts for nonelectric equipment & oil burners).		333414-D	06/99	238.739	238.827	238.974	241.448	242.246
Cast iron heating boilers, radiators, and convectors (except parts).		333414-1	06/99	309.709	309.709	310.015	310.945	311.167
Domestic heating stoves (except electric and parts).		333414-3	06/80	322.861	322.861	322.861	322.861	322.861
Floor and wall furnaces, unit heaters, infrared heaters, and mechanical stokers. ...		333414-7	06/99	206.359	206.359	206.359	206.359	206.647
Secondary products and miscellaneous receipts.		333414-SM						
Miscellaneous receipts.		333414-M	06/99	209.730	209.730	209.730	209.891	209.927
Secondary products.		333414-S	06/80	467.691	471.676	471.676	472.300	473.455
Air-conditioning, refrigeration, and forced air heating equipment mfg.	333415		12/82	298.774	297.607	297.253	297.453	300.778
Primary products.		333415-P	12/82	301.622	300.456	300.118	300.352	303.592
Warm air furnaces, including duct furnaces and humidifiers, and electric comfort heating.		333415-C	12/89	229.848	229.556	228.452	230.809	226.325
Parts and accessories for air conditioning and heat transfer equipment.		333415-D	12/89	267.631	267.714	267.714	268.264	268.867
Unitary air-conditioners, except air source heat pumps.		333415-E	12/82	272.441	268.786	267.315	264.595	276.249
Heat pumps.		333415-H	12/09	144.548	144.806	144.806	145.500	145.500
Heat transfer equipment (except elec dehumidifiers), mechanically refrigerated, self-contained.		333415-2	12/03	253.592	252.479	251.324	252.111	252.504
Commercial refrigerators and related equipment.		333415-3	12/82	406.702	406.702	409.309	412.096	412.096
Refrigeration condensing units, all refrigerants, except ammonia (complete).		333415-5	12/82	386.456	386.456	386.456	388.047	388.047
All other miscellaneous refrigeration and air-conditioning equipment.		333415-9	12/89	292.676	293.797	293.797	293.797	293.797
Secondary products and miscellaneous receipts.		333415-SM						
Miscellaneous receipts.		333415-M	12/82	262.116	262.116	262.476	263.028	—
Secondary products.		333415-S	12/82	241.859	247.151	247.151	247.452	247.467
Metalworking machinery manufacturing.	3335		12/03	154.297	154.528	154.730	156.047	156.274
Metalworking machinery manufacturing.	33351		12/03	154.282	154.513	154.715	156.032	156.259
Industrial mold mfg.	333511		12/03	135.982	135.992	136.550	136.668	136.707
Primary products.		333511-P	12/03	136.641	136.641	137.216	137.216	137.216
Industrial molds and mold boxes.		333511-0	06/81	168.108	168.108	168.815	168.815	168.815
Other industrial molds and mold boxes.		333511-06	12/09	140.177	140.177	141.024	141.024	141.024
Secondary products and miscellaneous receipts.		333511-SM						
Special tool, die, jig, and fixture mfg.	333514		12/03	144.605	145.551	145.551	145.551	145.551
Primary products.		333514-P	06/81	234.844	234.271	234.271	234.271	234.271
Special dies, tools, jigs, and fixtures.		333514-0	06/81	234.844	234.271	234.271	234.271	234.271
Jigs and fixtures, including parts.		333514-0A	06/81	362.953	363.666	363.666	363.666	363.666
Metalworking die and die sets.		333514-0B	12/02	130.159	130.159	130.159	130.159	130.159
Standard punches, industrial prototypes, die parts & other special tooling for dies.		333514-0C	06/94	168.946	167.689	167.689	167.689	167.689
Secondary products and miscellaneous receipts.		333514-SM						
Miscellaneous receipts.		333514-M	12/03	118.141	118.141	—	—	—
Secondary products.		333514-S	12/03	167.263	—	—	—	—
Cutting tool and machine tool accessory mfg.	333515		06/83	241.838	242.004	242.073	243.128	243.160
Primary products.		333515-P	06/83	226.603	226.769	226.837	227.803	227.835
Cutting tools for machine tools and metalworking machinery.		333515-4	06/83	214.197	214.382	214.458	214.986	215.021
Other cutting tools for machine tools, excluding tips and blanks.		333515-41	12/00	158.306	158.306	158.306	158.460	158.460
End mills and milling cutters.		333515-44	06/83	233.753	233.742	234.429	236.264	236.584
Threading tools, including blanks, tips and inserts.		333515-45	06/07	127.998	129.972	129.972	130.586	130.586
Carbon and high-speed steel shank, solid, tipped carbide twist drills for machine tools.		333515-48	12/11	132.640	132.640	132.640	133.301	133.301
Taps, carbide indexable, and throwaway inserts for machine tools.		333515-49	12/11	141.836	141.836	141.836	142.198	142.198
Other attachments and accessories for machine tools and metalworking machinery.		333515-5	06/83	270.666	270.666	270.666	274.604	274.604
Secondary products and miscellaneous receipts.		333515-SM						
Secondary products.		333515-S	06/83	251.675	251.675	251.675	255.720	255.720
Machine tool mfg.	333517		12/11	135.590	135.509	135.748	137.835	138.011
Primary products.		333517-P	12/11	131.652	131.652	131.943	133.942	134.121
Metal cutting machine tools.		333517-2	06/83	223.799	223.799	224.417	228.672	228.672
Parts for metal cutting machine tools (sold separately) & rebuilt machine tools.		333517-26	06/83	208.845	208.845	213.677	213.677	213.677
Metal machining centers (multifunction numerically controlled machines).		333517-27	06/83	201.222	201.222	201.222	210.266	210.266
Other metal cutting machine tools.		333517-2B	12/09	126.379	126.379	126.379	127.204	127.204
Metal forming machine tools.		333517-3	06/81	329.812	329.812	329.812	329.812	332.046
Metal punching and shearing (power & manual), and bending and forming machines (power only).		333517-31	06/81	232.242	232.242	232.242	232.242	232.242
Parts for metal forming machine tools (sold separately) and rebuilt metal forming machine tools.		333517-37	06/81	308.554	308.554	308.554	308.554	311.545
Secondary products and miscellaneous receipts.		333517-SM						
Miscellaneous receipts.		333517-M	12/11	146.976	146.976	146.976	150.745	150.935
Secondary products.		333517-S	12/11	188.212	185.593	185.593	185.770	185.781

See footnotes at end of table.

Table 11. Producer price indexes for net output of selected industries and their products, not seasonally adjusted — Continued
[February 2025]

Title ¹	Industry code	Product code	Index base	Unadjusted index ²				
				Oct. 2024	Nov. 2024 ^P	Dec. 2024 ^P	Jan. 2025 ^P	Feb. 2025 ^P
Rolling mill and other metalworking machinery mfg.	333519		12/11	144.812	144.246	144.246	149.323	150.595
Primary products.		333519-P	12/11	148.219	147.582	147.582	153.298	153.914
Rolling mill and other metalworking machinery, including assembly machines.		333519-0	12/11	148.219	147.582	147.582	153.298	153.914
Secondary products and miscellaneous receipts.		333519-SM						
Miscellaneous receipts.		333519-M	12/11	135.988	135.988	135.988	135.988	145.830
Turbine and power transmission equipment mfg.	3336		12/84	232.775	233.291	233.691	237.635	237.916
Turbine and power transmission equipment mfg.	33361		12/84	232.769	233.286	233.685	237.629	237.910
Turbine and turbine generator set units mfg.	333611		06/82	267.842	269.349	270.777	273.732	274.487
Primary products.		333611-P	06/82	267.791	269.186	270.509	273.245	273.944
Turbines and turbine generator sets.		333611-0	06/11	124.472	125.120	125.735	127.007	127.332
Steam, gas, and other turbines and turbine generators.		333611-05	12/03	159.896	161.468	162.916	163.279	163.642
Parts & accessories for turbines, turbine generators, and turbine generator sets.		333611-07	12/03	145.221	145.221	145.221	—	—
Speed changer, drive, and gear mfg.	333612		12/83	392.671	393.844	395.137	395.664	395.664
Primary products.		333612-P	12/83	363.544	364.710	365.997	366.205	366.205
Speed changers, industrial high speed drives, and parts other than loose gearing.		333612-7	12/03	225.065	226.431	227.939	228.183	228.183
Secondary products and miscellaneous receipts.		333612-SM						
Secondary products.		333612-S	12/83	668.966	668.966	668.966	—	—
Mechanical power transmission equipment mfg.	333613		12/84	381.349	382.960	382.954	388.515	389.070
Primary products.		333613-P	12/84	363.840	365.467	365.467	370.305	370.788
Mechanical power transmission equipment, except speed changers, drives, & gears.		333613-3	12/84	400.066	402.223	402.223	407.043	407.683
Secondary products and miscellaneous receipts.		333613-SM						
Other engine equipment mfg.	333618		12/82	198.564	198.564	198.564	203.055	203.156
Primary products.		333618-P	12/82	199.902	199.902	199.902	204.327	204.425
Parts & accessories for internal combustion engines, ex. aircraft & gasoline automotive engines.		333618-F	12/82	253.605	253.605	253.605	256.467	256.467
Diesel, semidiesel, and dual-fuel engines (except automotive).		333618-3	12/82	232.613	232.613	232.613	243.351	—
Diesel, semidiesel, and dual-fuel engines for automobiles, trucks, and buses.		333618-5	12/82	172.857	172.857	172.857	176.182	176.394
Secondary products and miscellaneous receipts.		333618-SM						
Other general purpose machinery manufacturing.	3339		12/03	209.834	210.129	210.548	212.247	212.349
Pump and compressor manufacturing.	33391		12/03	223.388	224.043	224.905	228.035	226.670
Air and gas compressor mfg.	333912		06/84	350.874	353.688	357.383	360.064	359.945
Primary products.		333912-P	06/84	361.009	363.778	367.787	370.510	370.510
Air and gas compressors and vacuum pumps.		333912-1	06/84	372.759	374.513	379.133	382.029	382.029
Parts & attachments for air & gas compressors, ex. refrigeration, ice making, & a/c.		333912-6	06/84	426.304	429.431	435.439	437.961	437.961
Secondary products and miscellaneous receipts.		333912-SM						
Miscellaneous receipts.		333912-M	11/86	263.765	267.490	267.488	270.136	267.470
Measuring, dispensing, and other pumping equipment mfg.	333914		12/83	376.198	376.198	376.201	382.864	379.379
Primary products.		333914-P	12/83	378.339	378.339	378.339	385.357	384.561
Pumps and pumping equipment, excluding measuring and dispensing pumps.		333914-1	12/09	162.790	162.790	162.790	165.810	165.467
Pumps and pumping equipment, complete, excluding measuring and dispensing pumps.		333914-11	12/09	165.165	165.165	165.165	168.277	168.277
Domestic water systems.		333914-111	12/83	320.463	320.463	320.463	327.186	—
Oil-well and oil-field pumps, except boiler feed.		333914-113	12/09	122.961	122.961	122.961	124.268	124.268
Industrial pumps, excluding hydraulic fluid power pumps, automatic circulating pumps, etc.		333914-114	12/83	399.889	399.889	399.889	409.606	409.606
Other pumps, except automotive circulating pumps, and measuring and dispensing pumps.		333914-115	12/01	239.785	239.785	239.785	240.583	240.583
Parts and attachments for pumps and pumping equipment, excluding measuring and dispensing.		333914-15	12/83	438.194	438.194	438.194	445.502	438.688
Secondary products and miscellaneous receipts.		333914-SM						
Miscellaneous receipts.		333914-M	12/17	127.103	127.103	127.103	—	—
Secondary products.		333914-S	12/17	156.386	156.386	156.404	157.512	137.909
Material handling equipment manufacturing.	33392		12/03	220.000	220.211	220.548	222.180	222.382
Elevator and moving stairway mfg.	333921		06/81	249.190	249.190	249.190	250.111	250.396
Primary products.		333921-P	06/81	238.137	238.137	238.137	239.101	239.401
Elevators and moving stairways.		333921-1	06/81	233.045	233.045	233.045	234.231	234.231
Parts and attachments for elevators and moving stairways (sold separately).		333921-3	06/81	283.028	283.028	283.028	282.387	284.913
Secondary products and miscellaneous receipts.		333921-SM						
Conveyor and conveying equipment mfg.	333922		06/84	321.574	321.574	321.677	327.061	327.483
Primary products.		333922-P	06/84	307.478	307.478	307.554	312.641	313.053
Unit handling conveyors and conveying systems.		333922-1	06/84	250.974	250.974	251.036	251.606	252.007
Unit handling gravity and trolley conveyors and conveying systems.		333922-12	06/09	147.359	147.359	147.445	147.976	147.976

See footnotes at end of table.

Table 11. Producer price indexes for net output of selected industries and their products, not seasonally adjusted — Continued
 [February 2025]

Title ¹	Industry code	Product code	Index base	Unadjusted index ²				
				Oct. 2024	Nov. 2024 ^P	Dec. 2024 ^P	Jan. 2025 ^P	Feb. 2025 ^P
Conveyor and conveying equipment mfg - Continued								
Unit handling tow, belt, roller, pneumatic, portable, carousel, and other nonbelt conveyors.....		333922-14	06/09	148.924	148.924	148.875	148.875	149.518
Parts and accessories for unit handling conveyors and conveying systems, sold separately.....		333922-7	06/84	283.125	283.125	282.973	283.507	283.507
Bulk material handling conveyors and conveying systems.....		333922-8	06/84	347.545	347.545	347.708	358.466	359.044
Parts and accessories for bulk material handling conveyors and conveying systems.....		333922-9	06/84	502.392	502.392	502.392	522.993	522.993
Secondary products and miscellaneous receipts.....		333922-SM						
Miscellaneous receipts.....		333922-M	06/84	516.257	516.257	518.174	531.643	531.643
Secondary products.....		333922-S	06/84	378.995	378.995	378.995	389.826	389.885
Overhead cranes, hoists and monorail systems mfg.....	333923		12/03	228.640	228.735	230.116	230.120	230.297
Primary products.....		333923-P	12/03	230.246	230.347	231.799	231.804	231.933
Hoists and parts and attachments for hoists (sold separately).....		333923-1	12/84	338.906	339.633	339.633	339.633	337.178
Overhead traveling cranes and monorail systems, including parts and attachments sold separately.....		333923-3	12/84	345.358	345.358	351.698	351.741	353.252
Winches, aerial work platforms, and automotive wrecker hoists, including parts and attachments.....		333923-7	12/03	232.988	232.988	234.178	234.178	234.661
Secondary products and miscellaneous receipts.....		333923-SM						
Secondary products.....		333923-S	12/03	205.387	205.387	205.387	205.387	205.387
Industrial truck, trailer, and stacker mfg.....	333924		12/79	335.984	336.918	336.938	338.356	338.523
Primary products.....		333924-P	12/79	339.802	340.758	340.778	342.229	342.396
Industrial trucks, tractors, mobile straddle carriers & cranes, & automatic stacking machines.....		333924-2	12/79	305.661	306.757	306.781	308.446	308.496
Work trucks with lifting & handling equipment, operator riding, electric, self-propelled.....		333924-21	06/02	238.140	238.799	238.799	242.756	242.940
Work trucks, not fitted with lifting and handling equipment.....		333924-25	06/02	214.521	214.521	214.521	215.124	215.124
Bulk powered material moving equipment, dock boards and metal pallets and skids.....		333924-26	06/02	203.365	203.365	203.365	203.365	203.365
Other work trucks with lifting & handling equipment, non-riding electric or any non-electric.....		333924-27	06/02	190.529	195.060	195.177	195.936	195.936
Parts and attachments for industrial trucks and tractors (sold separately).....		333924-3	12/86	365.424	365.424	365.424	365.424	366.037
Secondary products and miscellaneous receipts.....		333924-SM						
Secondary products.....		333924-S	12/79	501.523	502.091	502.091	502.450	—
All other general purpose machinery mfg.....	33399		12/03	193.936	194.079	194.298	195.216	196.082
Power-driven handtool mfg.....	333991		12/80	279.662	279.667	279.667	280.167	280.171
Primary products.....		333991-P	12/80	271.640	271.645	271.645	272.140	272.144
Power-driven handtools, pneumatic, hydraulic, and powder-actuated.....		333991-6	12/80	380.085	380.096	380.096	381.322	381.332
Power-driven handtools, electric (except battery powered), including parts.....		333991-9	12/04	154.638	154.638	154.638	154.638	154.638
Secondary products and miscellaneous receipts.....		333991-SM						
Welding and soldering equipment mfg.....	333992		12/84	374.661	374.972	375.408	376.553	376.553
Primary products.....		333992-P	12/84	391.781	392.108	392.572	393.772	393.772
Other welding equipment, components, and accessories (excluding arc, resistance, and gas).....		333992-A	06/90	187.134	187.134	189.933	191.150	191.150
Arc welding machines, components, and accessories, excluding electrodes and stud welding equip.....		333992-1	12/84	428.870	429.437	429.437	429.437	429.437
Resistance welders, components, accessories, and electrodes.....		333992-7	12/84	294.784	294.784	294.784	299.037	299.037
Gas welding and cutting equipment, parts, attachments, and accessories.....		333992-9	06/83	274.019	274.019	274.019	278.497	278.497
Secondary products and miscellaneous receipts.....		333992-SM						
Miscellaneous receipts.....		333992-M	12/84	257.525	257.525	257.525	258.623	258.623
Packaging machinery mfg.....	333993		12/88	293.490	293.128	293.128	293.128	294.871
Primary products.....		333993-P	12/88	300.041	299.713	299.713	299.713	301.517
Packing, packaging, and bottling machinery, excluding parts.....		333993-1	12/88	284.908	284.491	284.491	284.491	286.333
Parts for packing, packaging, and bottling machinery.....		333993-5	12/88	367.266	367.266	367.266	367.266	368.982
Secondary products and miscellaneous receipts.....		333993-SM						
Industrial process furnace and oven mfg.....	333994		06/81	314.281	314.281	318.690	319.330	319.330
Primary products.....		333994-P	06/81	311.892	311.892	316.376	316.892	316.892
Industrial process furnaces & ovens, & industrial electrical heating equipment.....		333994-0	12/04	182.658	182.658	185.284	185.586	185.586
Industrial process furnaces & ovens, & industrial electrical heating equipment, except parts.....		333994-0A	06/11	150.879	150.879	152.953	153.295	153.295
Parts and attachments for industrial process furnaces and ovens.....		333994-0B	06/11	158.946	158.946	161.502	161.502	161.502
Secondary products and miscellaneous receipts.....		333994-SM						
Miscellaneous receipts.....		333994-M	12/86	212.918	212.918	215.585	216.677	216.677
Fluid power cylinder and actuator mfg.....	333995		06/90	285.964	285.964	286.313	286.116	288.756
Primary products.....		333995-P	06/90	289.745	289.745	290.078	290.399	293.607
Nonaerospace-type hydraulic & all aerospace fluid power cylinders & actuators, linear & rotary.....		333995-2	06/90	277.373	277.373	277.852	277.852	279.243
Parts for hydraulic & pneumatic fluid power cylinders & actuators, incl accumulators & cushions.....		333995-8	06/90	346.300	346.300	346.300	347.738	357.271
Secondary products and miscellaneous receipts.....		333995-SM						

See footnotes at end of table.

Table 11. Producer price indexes for net output of selected industries and their products, not seasonally adjusted — Continued
 [February 2025]

Title ¹	Industry code	Product code	Index base	Unadjusted index ²				
				Oct. 2024	Nov. 2024 ^P	Dec. 2024 ^P	Jan. 2025 ^P	Feb. 2025 ^P
Fluid power pump and motor mfg.	333996		06/90	238.353	238.517	238.553	238.553	239.564
Primary products.		333996-P	06/90	243.897	244.084	244.124	244.124	244.843
Fluid power pumps and motors, including parts.		333996-0	06/90	243.897	244.084	244.124	244.124	244.843
Secondary products and miscellaneous receipts.		333996-SM						
Secondary products.		333996-S2	05/24	100.000	100.000	100.000	100.000	101.731
All other miscellaneous general purpose machinery mfg.	333998		12/84	297.500	298.101	298.125	301.521	303.045
Primary products.		333998-P	12/84	290.990	291.607	291.631	294.986	296.521
Scale and balance mfg.		333998-7	12/80	252.880	253.149	254.329	259.260	259.260
Retail, commercial, household, and mailing scales and balances.		333998-74	12/91	203.051	203.015	203.468	213.587	213.587
Parts, attachments, and accessories for scales and balances.		333998-76	12/91	278.598	279.225	282.643	287.901	287.901
Vehicle and industrial scales.		333998-77	12/91	207.699	207.882	208.555	212.247	212.247
Motor truck and railroad track scales.		333998-771	12/10	155.061	155.061	155.201	157.233	157.233
Industrial scales (including automatic checkweighter and bulkweigher scales).		333998-772	12/10	179.059	179.731	181.818	183.853	183.853
Miscellaneous non-vehicle scales (crane, susp, tank, hopper, meas. devices, lab, bulk conveyor).		333998-773	12/10	151.583	151.583	151.583	157.146	157.146
All other miscellaneous general purpose machinery mfg.		333998-9	12/84	291.587	292.224	292.165	295.380	297.015
Filters and strainers, except fluid power.		333998-91	12/88	293.905	293.640	292.772	296.404	296.404
Industrial filters and strainers and reusable media, except fluid power.		333998-911	06/07	178.501	178.297	177.643	180.021	180.021
Nonreusable media for filters and strainers, except fluid power.		333998-912	12/88	298.547	298.547	298.404	302.052	302.052
Parts and accessories for filters and strainers, except fluid power.		333998-913	12/88	386.358	386.358	386.358	387.711	—
All other miscellaneous general industrial machinery.		333998-97	06/07	156.539	157.079	157.161	159.145	160.429
Secondary products and miscellaneous receipts.		333998-SM						
Miscellaneous receipts.		333998-M	12/22	109.090	109.090	109.090	109.776	109.776
Secondary products.		333998-S	12/22	104.763	104.801	104.922	106.245	107.069
Computer & electronic product mfg.	334		12/03	102.619	103.075	103.544	104.416	104.486
Computer & peripheral equipment mfg.	3341		12/06	58.459	58.565	58.573	58.502	58.502
Computer & peripheral equipment mfg.	33411		12/06	58.459	58.565	58.573	58.502	58.502
Electronic computer mfg.	334111		02/23	100.348	99.911	99.952	99.100	99.100
Primary products.		334111-P	02/23	100.390	99.900	99.945	98.991	98.991
Host computers, multiusers (mainframes, medium-scale systems, UNIX and PC servers).		334111-5	02/23	100.574	99.993	100.029	98.889	98.889
Single user computers, microprocessor based, general purpose.		334111-7	02/23	99.438	99.417	99.515	99.517	99.517
Portable computers, laptops, tablets and other single user computers.		334111-72	02/23	95.373	95.375	95.802	95.794	95.794
Personal computers and workstations (excluding portable computers).		334111-73	02/23	101.281	101.249	101.198	101.205	101.204
Secondary products and miscellaneous receipts.		334111-SM						
Computer storage device mfg.	334112		12/04	59.511	60.409	60.409	60.998	60.998
Primary products.		334112-P	12/04	48.287	48.997	48.997	49.463	49.463
Computer storage devices (except parts, attachments and accessories).		334112-1	12/04	47.608	48.332	48.332	48.807	48.807
Secondary products and miscellaneous receipts.		334112-SM						
Computer terminal and other computer peripheral equipment mfg.	334118		12/93	63.921	63.919	63.913	63.916	63.916
Primary products.		334118-P	12/93	65.637	65.633	65.629	65.629	65.629
Computer terminals (including POS and funds-transfer devices) and other computer peripherals.		334118-D	12/93	38.749	38.745	38.739	38.739	38.739
Secondary products and miscellaneous receipts.		334118-SM						
Miscellaneous receipts.		334118-M	12/93	61.731	61.731	61.731	61.731	61.731
Secondary products.		334118-S	08/94	57.344	57.478	57.274	57.735	57.735
Communications equipment mfg.	3342		12/85	107.606	107.581	107.627	108.053	108.206
Telephone apparatus mfg.	33421		12/03	95.048	95.048	95.048	95.010	95.736
Telephone apparatus mfg.	334210		12/85	95.519	95.519	95.519	95.480	96.206
Primary products.		334210-P	12/85	95.791	95.791	95.791	95.752	96.423
Telephone and wireline data networking equipment.		334210-0	12/85	95.791	95.791	95.791	95.752	96.423
Secondary products and miscellaneous receipts.		334210-SM						
Radio/TV broadcast & wireless comm equip mfg.	33422		12/03	109.026	108.992	109.056	109.664	109.652
Broadcast and wireless communications equipment mfg.	334220		12/91	102.274	102.242	102.302	102.873	102.862
Primary products.		334220-P	12/91	98.271	98.239	98.270	98.761	98.750
Radio station equipment.		334220-5	06/13	136.465	136.465	136.465	136.630	136.630
Other broadcast and wireless communications systems and equipment.		334220-9	06/13	113.610	113.610	113.610	113.610	113.610
Secondary products and miscellaneous receipts.		334220-SM						
Other communications equipment mfg.	33429		12/03	145.054	145.054	145.054	145.055	145.464
Other communications equipment mfg.	334290		12/91	155.593	155.593	155.593	155.593	156.032
Primary products.		334290-P	12/91	165.342	165.342	165.342	165.342	165.860
Alarm systems, including electric sirens and horns.		334290-1	12/85	158.361	158.361	158.361	158.361	—
Intercommunications systems, incl inductive paging systems, excl telephone & telegraph.		334290-3	12/85	298.528	298.528	298.528	298.528	298.528

See footnotes at end of table.

Table 11. Producer price indexes for net output of selected industries and their products, not seasonally adjusted — Continued
 [February 2025]

Title ¹	Industry code	Product code	Index base	Unadjusted index ²				
				Oct. 2024	Nov. 2024 ^P	Dec. 2024 ^P	Jan. 2025 ^P	Feb. 2025 ^P
Other communications equipment mfg - Continued								
Secondary products and miscellaneous receipts.....		334290-SM						
Secondary products.....		334290-S	12/91	211.528	211.528	211.528	—	—
Audio & video equipment mfg.....	3343		12/03	102.855	102.855	102.855	102.890	102.892
Audio and video equipment mfg.....	33431		12/03	102.855	102.855	102.855	102.890	102.892
Audio and video equipment mfg.....	334310		03/80	74.426	74.426	74.426	74.452	74.453
Primary products.....		334310-P	03/80	65.429	65.429	65.429	65.447	65.447
Speakers and commercial sound equipment.....		334310-4	03/80	187.131	187.131	187.131	187.225	187.225
Other consumer audio and video equipment.....		334310-5	03/80	141.643	141.643	141.643	141.643	141.643
Secondary products and miscellaneous receipts.....		334310-SM						
Miscellaneous receipts.....		334310-M	12/86	112.048	112.048	112.048	112.317	112.364
Semiconductor and other electronic component mfg.....	3344		12/84	57.992	58.917	58.962	58.619	58.362
Semiconductor and other electronic component mfg.....	33441		12/84	58.003	58.927	58.973	58.630	58.372
Bare printed circuit board mfg.....	334412		06/91	127.957	128.030	128.033	128.003	128.003
Primary products.....		334412-P	06/91	124.656	124.656	124.656	124.656	124.656
Bare printed circuit boards.....		334412-0	06/82	140.076	140.076	140.076	140.076	140.076
Secondary products and miscellaneous receipts.....		334412-SM2						
Semiconductor and related device mfg.....	334413		12/98	30.724	30.720	30.721	30.589	30.596
Primary products.....		334413-P	12/98	29.743	29.739	29.741	29.622	29.631
Other semiconductor devices, incl. transistors, diodes, and semiconductor parts such as wafers.....		334413-A	06/81	58.131	58.133	58.160	58.279	58.350
Secondary products and miscellaneous receipts.....		334413-SM						
Electronic connector mfg.....	334417		12/80	292.483	293.579	293.556	294.262	294.568
Primary products.....		334417-P	12/80	287.692	288.900	288.874	289.608	289.650
Electronic connectors, including parts.....		334417-0	12/80	287.692	288.900	288.874	289.608	289.650
Secondary products and miscellaneous receipts.....		334417-SM						
Secondary products.....		334417-S1	05/99	178.336	178.336	178.336	178.637	180.634
Printed circuit assembly mfg.....	334418		12/03	75.030	81.429	81.685	79.030	76.378
Primary products.....		334418-P	12/03	76.874	83.878	84.158	81.252	78.350
Printed circuit assemblies, loaded boards, modules, and consumer external modems.....		334418-9	06/06	82.694	90.228	90.529	87.403	84.281
Secondary products and miscellaneous receipts.....		334418-SM						
Other electronic component mfg.....	334419		12/03	166.927	168.801	169.055	169.914	170.559
Primary products.....		334419-P	12/03	168.422	168.618	168.900	169.852	170.566
Other electronic components.....		334419-0	12/03	168.422	168.618	168.900	169.852	170.566
Secondary products and miscellaneous receipts.....		334419-SM						
Secondary products.....		334419-S	12/03	112.263	112.183	112.183	112.199	112.262
Capacitor, resistor, coil, transformer, and other inductor mfg.....	33441K		12/11	166.997	168.711	168.668	169.476	169.543
Primary products.....		33441K-P	12/11	171.552	173.358	173.312	174.164	174.234
Capacitors for electronic circuitry.....		33441K-4	06/81	278.363	283.246	283.069	284.385	284.656
Electronic coils, transformers, and other inductors.....		33441K-6	06/00	176.969	178.217	178.217	179.391	179.391
Secondary products and miscellaneous receipts.....		33441K-SM						
Nav/measuring/medical/control instruments mfg.....	3345		12/03	149.568	149.765	150.928	153.475	153.871
Nav/measuring/medical/control instruments mfg.....	33451		12/03	149.568	149.765	150.928	153.475	153.871
Electromedical apparatus mfg.....	334510		06/85	89.449	89.449	89.463	90.040	90.178
Primary products.....		334510-P	06/85	76.702	76.702	76.715	77.109	77.151
Electromedical equipment, excluding ionizing radiation equipment.....		334510-2	12/02	88.499	88.499	88.513	88.968	89.016
Secondary products and miscellaneous receipts.....		334510-SM						
Miscellaneous receipts.....		334510-M	12/90	169.504	169.504	169.504	176.956	176.956
Search, detection, and navigation instruments.....	334511		12/91	200.621	200.621	204.643	211.314	211.607
Primary products.....		334511-P	12/91	195.999	195.999	200.101	206.547	206.846
Aeronautical, nautical & navigational instruments, not sending or receiving radio signals.....		334511-1	12/85	343.930	343.930	377.595	377.595	377.595
Search, detection, navigation, and guidance systems and equipment.....		334511-3	12/91	189.906	189.906	189.906	197.850	198.218
Secondary products and miscellaneous receipts.....		334511-SM						
Automatic environmental control mfg.....	334512		12/79	322.734	322.734	323.468	323.521	323.521
Primary products.....		334512-P	12/79	288.284	288.284	289.012	289.012	289.012
Automatic environmental controls for monitoring residential, commercial, and appliance use.....		334512-0	12/03	153.843	153.843	154.231	154.231	154.231
Secondary products and miscellaneous receipts.....		334512-SM						
Miscellaneous receipts.....		334512-M	12/04	204.796	204.796	204.796	—	—
Industrial process variable instruments.....	334513		06/83	292.573	295.779	296.604	299.931	300.699
Primary products.....		334513-P	06/83	306.349	309.938	310.861	314.392	315.091
Process control instruments.....		334513-0	12/03	182.865	185.007	185.558	187.666	188.083

See footnotes at end of table.

Table 11. Producer price indexes for net output of selected industries and their products, not seasonally adjusted — Continued
[February 2025]

Title ¹	Industry code	Product code	Index base	Unadjusted index ²				
				Oct. 2024	Nov. 2024 ^P	Dec. 2024 ^P	Jan. 2025 ^P	Feb. 2025 ^P
Industrial process variable instruments - Continued								
Secondary products and miscellaneous receipts.....		334513-SM						
Miscellaneous receipts.....		334513-M	06/83	270.483	270.483	270.483	273.418	275.869
Totalizing fluid meters and counting devices mfg.....	334514		12/85	251.663	251.878	252.158	252.335	252.318
Primary products.....		334514-P	12/85	256.441	256.679	256.988	256.855	256.855
Integrating and totalizing fluid meters, counting devices, and motor vehicle instruments.....		334514-0	12/85	256.441	256.679	256.988	256.855	256.855
Secondary products and miscellaneous receipts.....		334514-SM						
Electricity and signal testing instruments mfg.....	334515		12/83	187.201	187.454	187.460	187.488	187.071
Primary products.....		334515-P	12/83	177.746	178.012	178.018	178.048	177.609
Test equipment for testing electrical, radio, and communication circuits, and motors.....		334515-4	12/83	179.060	179.328	179.334	179.365	178.922
Secondary products and miscellaneous receipts.....		334515-SM						
Analytical laboratory instrument mfg.....	334516		12/85	191.562	191.994	191.633	195.033	196.322
Primary products.....		334516-P	12/85	192.541	192.985	192.615	196.109	197.435
Analytical and scientific instruments, excluding optical.....		334516-0	12/85	192.541	192.985	192.615	196.109	197.435
Secondary products and miscellaneous receipts.....		334516-SM						
Irradiation apparatus mfg.....	334517		06/90	125.126	125.126	125.126	125.126	125.155
Primary products.....		334517-P	06/85	126.133	126.133	126.133	126.133	126.133
Irradiation (ionizing radiation) equipment.....		334517-0	06/85	126.133	126.133	126.133	126.133	126.133
Secondary products and miscellaneous receipts.....		334517-SM						
Other measuring and controlling device mfg.....	334519		06/85	213.113	213.609	213.525	214.529	217.165
Primary products.....		334519-P	06/85	203.679	204.169	204.085	205.038	207.673
Commercial, geophysical, meteorological, surveying & all other measuring & controlling devices.....		334519-B	01/25	—	—	—	100.000	100.013
Aircraft engine instruments, excluding flight.....		334519-2	06/85	—	—	—	—	203.947
Physical properties testing & inspection equipment and kinematic testing & measuring equipment.....		334519-4	06/85	205.674	205.674	205.674	205.674	206.102
Nuclear radiation detection and monitoring instruments.....		334519-5	06/85	256.003	256.003	256.003	261.975	—
Secondary products and miscellaneous receipts.....		334519-SM						
Miscellaneous receipts.....		334519-M	06/85	299.332	299.573	299.583	299.942	300.267
Secondary products.....		334519-S	06/85	—	—	—	—	234.266
Manufacturing and reproducing magnetic and optical media.....	3346		12/03	123.746	123.746	123.746	123.746	123.746
Manufacturing and reproducing magnetic and optical media.....	33461		12/03	123.746	123.746	123.746	123.746	123.746
Manufacturing and reproducing magnetic and optical media.....	334610		01/19	144.998	144.998	144.998	144.998	144.998
Primary products.....		334610-P	01/19	146.244	146.244	146.244	146.244	146.244
Electrical equipment and appliance mfg.....	335		12/03	201.739	201.956	202.105	202.415	203.711
Electric lighting equipment mfg.....	3351		12/03	156.863	157.485	157.487	158.060	158.460
Electric lighting equipment mfg.....	33513		12/22	105.752	106.171	106.172	106.559	106.828
Residential electric lighting fixture mfg.....	335131		12/83	253.300	253.302	253.292	253.289	253.288
Primary products.....		335131-P	12/83	260.054	260.056	260.045	260.042	260.040
Residential-type electric lighting fixtures (except portable), including parts and accessories.....		335131-1	12/83	238.772	238.774	238.755	238.756	238.755
Secondary products and miscellaneous receipts.....		335131-SM						
Nonresidential electric lighting fixture mfg.....	335132		06/81	274.785	276.915	276.921	278.885	280.255
Primary products.....		335132-P	06/81	271.586	273.908	273.915	275.889	277.381
Commercial and institutional-type electric lighting fixtures, including parts and accessories.....		335132-1	06/81	261.693	263.750	263.758	266.009	267.712
Industrial-type electric lighting fixtures, including parts and accessories.....		335132-5	06/81	295.423	299.052	299.052	299.052	—
Secondary products and miscellaneous receipts.....		335132-SM						
Other lighting equipment, including lamps and bulbs mfg.....	335139		06/85	183.076	183.076	183.076	183.076	183.076
Primary products.....		335139-P	12/22	105.295	105.295	105.295	105.295	105.295
Electric lamp bulb, tubes, and components.....		335139-1	12/83	90.874	90.874	90.874	90.874	90.874
Outdoor lighting equipment (including parts and accessories).....		335139-2	06/85	209.474	—	—	—	—
Secondary products and miscellaneous receipts.....		335139-SM						
Household appliance mfg.....	3352		12/84	163.314	163.315	162.491	162.730	164.262
Small electrical appliance mfg.....	33521		12/03	131.268	131.441	131.717	131.530	131.805
Small electrical appliance mfg.....	335210		12/11	119.294	119.452	119.702	119.533	119.783
Primary products.....		335210-P	12/11	119.654	119.810	120.069	119.872	120.153
Parts and attachments for small electric household appliances, including fan parts.....		335210-5	12/82	196.736	196.736	196.736	196.736	196.736
Household vacuum cleaners and other floor care machines (including parts and attachments).....		335210-6	12/82	131.413	131.765	131.933	131.112	132.569
Other small electric household appliances, including fans.....		335210-7	05/21	116.072	116.179	116.460	116.420	116.406
Secondary products and miscellaneous receipts.....		335210-SM						

See footnotes at end of table.

Table 11. Producer price indexes for net output of selected industries and their products, not seasonally adjusted — Continued
[February 2025]

Title ¹	Industry code	Product code	Index base	Unadjusted index ²				
				Oct. 2024	Nov. 2024 ^P	Dec. 2024 ^P	Jan. 2025 ^P	Feb. 2025 ^P
Small electrical appliance mfg - Continued								
Secondary products.....		335210-S	12/82	227.025	228.243	227.920	228.457	227.746
Major household appliance mfg.....	33522		12/03	166.230	166.191	165.133	165.465	167.248
Major household appliance mfg.....	335220		05/16	135.687	135.655	134.792	135.063	136.519
Primary products.....		335220-P	05/16	134.661	134.627	133.702	133.992	135.552
Household cooking appliances.....		335220-1	06/81	171.925	172.053	168.720	169.614	173.333
Electric household ranges, ovens (including microwave), surface cooking units, and equipment.....		335220-11	06/81	147.177	148.583	146.049	146.238	144.409
Gas household ranges, ovens, surface cooking units, and equipment (incl. parts and accessories).....		335220-13	06/81	166.345	166.077	160.559	160.959	177.121
Other household ranges and cooking equipment, including outdoor equipment.....		335220-15	06/81	254.852	251.780	251.811	256.259	245.358
Household refrigerators and home freezers.....		335220-2	12/81	126.586	126.392	127.080	127.178	127.282
Household refrigerators, including combination refrigerator-freezers.....		335220-21	12/81	119.451	119.147	119.898	119.859	120.060
Other major household appliances.....		335220-8	12/82	314.781	314.654	314.244	314.091	316.745
Household water heaters, electric, for permanent installation.....		335220-81	12/82	581.852	581.852	581.852	582.233	582.233
Household water heaters, excluding electric.....		335220-83	12/82	579.638	579.638	579.638	580.683	580.683
Secondary products and miscellaneous receipts.....		335220-SM						
Miscellaneous receipts.....		335220-M	05/16	137.090	137.090	137.090	137.090	137.090
Electrical equipment mfg.....	3353		12/03	217.820	218.563	219.862	220.308	220.355
Electrical equipment mfg.....	33531		12/03	217.820	218.563	219.862	220.308	220.355
Electric power and specialty transformer mfg.....	335311		06/81	432.642	432.642	432.642	433.246	433.246
Primary products.....		335311-P	06/81	426.834	426.834	426.834	427.437	427.437
Secondary products and miscellaneous receipts.....		335311-SM						
Motor and generator mfg.....	335312		06/83	294.059	298.365	298.400	298.819	299.073
Primary products.....		335312-P	06/83	297.518	301.735	301.630	301.928	302.254
Parts, supplies for motors, generators, generator sets, and other rotating equipment.....		335312-C	12/87	366.898	366.898	366.221	368.149	—
Other motors and generators n.e.c.....		335312-F	06/06	158.909	163.885	163.885	163.885	—
Fractional horsepower motors (rated at less than 746 watts) (except hermetics) ..		335312-1	06/83	214.070	214.070	214.070	214.070	—
Integral horsepower motors & generators other than for land transport equipment (exc hermetics).....		335312-3	06/83	429.277	429.277	429.277	429.277	—
Secondary products and miscellaneous receipts.....		335312-SM						
Miscellaneous receipts.....		335312-M	12/86	286.356	286.536	286.536	286.536	—
Secondary products.....		335312-S	06/83	285.442	285.442	286.790	291.254	291.254
Switchgear and switchboard apparatus mfg.....	335313		06/85	326.087	326.065	329.584	329.641	329.034
Primary products.....		335313-P	06/85	338.912	338.889	342.640	342.640	341.979
Switchgear, excluding ducts and relays.....		335313-A	06/85	386.024	386.024	391.712	391.712	391.891
Low voltage panelboards and distribution boards, 1000 volts or less.....		335313-3	06/85	287.032	286.931	287.878	287.878	284.617
Secondary products and miscellaneous receipts.....		335313-SM						
Relay and industrial control mfg.....	335314		06/85	291.105	291.129	293.716	295.433	296.236
Primary products.....		335314-P	06/85	308.358	308.468	311.241	313.158	313.782
Specific-purpose industrial controls.....		335314-C	01/19	128.313	128.313	128.313	128.598	128.847
General-purpose industrial controls.....		335314-F	01/19	147.250	147.250	149.779	150.456	150.456
Parts for industrial controls and motor-control accessories.....		335314-7	06/90	270.641	271.712	271.985	272.705	277.389
Secondary products and miscellaneous receipts.....		335314-SM						
Miscellaneous receipts.....		335314-M	06/85	340.656	340.656	340.656	340.656	349.458
Other electrical equipment & component mfg.....	3359		12/03	226.247	226.030	225.893	226.034	228.495
Storage battery mfg.....	33591		12/03	196.700	197.394	197.521	197.685	197.885
Battery mfg.....	335910		12/84	265.936	266.875	267.046	267.268	267.537
Primary products.....		335910-P	12/84	268.399	269.382	269.562	269.794	269.903
Storage batteries.....		335910-1	12/84	269.644	271.219	271.219	271.483	271.617
Storage batteries, lead acid type, BCI dimensional size group 8D or smaller. . .		335910-11	12/84	261.314	263.654	263.654	263.903	263.787
Storage batteries, lead acid type, larger than BCI dimensional size group 8D. . .		335910-12	12/84	311.185	311.185	311.185	311.904	313.476
Secondary products and miscellaneous receipts.....		335910-SM						
Secondary products.....		335910-S	12/84	302.054	302.054	302.054	302.054	308.473
Communication & energy wire & cable mfg.....	33592		12/03	272.924	272.226	270.414	269.909	274.576
Fiber optic cable mfg.....	335921		12/03	86.131	86.131	85.477	85.477	85.477
Primary products.....		335921-P	12/03	86.524	86.524	85.923	85.923	85.923
Fiber optic cable, made from purchased fiber optic strand.....		335921-0	12/03	86.524	86.524	85.923	85.923	85.923
Secondary products and miscellaneous receipts.....		335921-SM						
Other communication and energy wire mfg.....	335929		12/03	326.705	325.698	323.589	322.863	329.601
Primary products.....		335929-P	12/03	345.014	343.887	341.822	340.809	348.100
Electronic wire and cable, made of nonferrous metals (purchased wire).....		335929-A	12/82	341.719	338.038	329.730	327.565	349.843
Other insulated wire & cable, incl control & signal, made of nonferrous metals (purchased wire).....		335929-F	12/11	159.875	161.145	164.935	162.573	161.831

See footnotes at end of table.

Table 11. Producer price indexes for net output of selected industries and their products, not seasonally adjusted — Continued
 [February 2025]

Title ¹	Industry code	Product code	Index base	Unadjusted index ²				
				Oct. 2024	Nov. 2024 ^P	Dec. 2024 ^P	Jan. 2025 ^P	Feb. 2025 ^P
Other communication and energy wire mfg - Continued								
Power wire and cable, made from nonferrous metals (purchased wire).....		335929-1	12/82	610.721	609.256	606.385	609.739	606.751
Secondary products and miscellaneous receipts.....		335929-SM						
Wiring device mfg.	33593		12/03	242.772	242.158	242.992	242.871	244.935
Current-carrying wiring device mfg.	335931		12/81	296.019	296.393	298.885	297.759	299.028
Primary products.....		335931-P	12/81	286.453	286.830	289.244	288.094	289.399
Current-carrying wiring devices n.e.c.....		335931-A	06/06	188.131	188.106	191.252	190.405	191.185
Current-carrying switches for electrical circuitry (including vehicular switches)....		335931-1	12/99	177.289	177.289	177.799	177.047	177.550
Current-carrying wire connectors for electrical circuitry.....		335931-9	12/81	260.759	262.578	260.511	259.887	261.929
Secondary products and miscellaneous receipts.....		335931-SM						
Miscellaneous receipts.....		335931-M	12/93	174.459	174.459	174.459	174.459	—
Secondary products.....		335931-S	12/81	312.456	312.416	316.543	317.325	316.034
Noncurrent-carrying wiring device mfg.	335932		12/81	518.017	514.290	512.920	514.754	521.753
Primary products.....		335932-P	12/81	514.393	510.086	508.503	510.623	516.112
Noncurrent-carrying electrical conduit and conduit fittings, incl. plastic conduit & fittings.....		335932-4	12/81	518.118	508.029	505.063	502.093	511.185
Other noncurrent-carrying wiring devices and supplies (boxes, covers, bar hangers, etc.).....		335932-6	12/81	553.362	553.031	551.664	552.343	559.076
Secondary products and miscellaneous receipts.....		335932-SM						
All other electrical equipment & component mfg.	33599		12/03	171.444	171.342	171.270	171.931	174.294
Carbon and graphite product mfg.	335991		06/85	240.598	240.052	239.665	243.213	243.213
Primary products.....		335991-P	06/85	255.280	254.695	254.281	258.083	258.083
Carbon and graphite products, including electrodes for electric arc furnaces.....		335991-0	06/85	255.280	254.695	254.281	258.083	258.083
Secondary products and miscellaneous receipts.....		335991-SM						
Miscellaneous receipts.....		335991-M	10/88	149.834	149.834	—	—	—
Miscellaneous electrical equipment mfg.	335999		12/03	160.190	160.190	160.190	160.190	163.168
Primary products.....		335999-P	12/03	157.166	157.166	157.166	157.166	160.688
Rectifying apparatus.....		335999-3	12/85	221.148	221.148	221.148	221.148	221.148
All miscellaneous electrical equipment except rectifying apparatus.....		335999-4	06/08	139.822	139.822	139.822	139.822	143.366
Secondary products and miscellaneous receipts.....		335999-SM						
Transportation equipment manufacturing.....	336		12/03	143.063	143.271	143.529	143.817	144.130
Motor vehicle manufacturing.....	3361		12/03	126.502	126.962	127.415	127.453	127.774
Automobile and light truck manufacturing.....	33611		12/03	123.971	124.464	124.946	124.986	125.287
Automobile, light truck and utility vehicle mfg.	336110		06/82	170.619	171.297	171.960	172.016	172.430
Primary products.....		336110-P	06/82	168.385	169.059	169.683	169.738	170.150
Passenger cars and chassis.....		336110-1	06/82	139.666	140.106	140.109	140.084	140.219
Trucks, truck tractors, & bus chassis 14,000 lb or less, incl. minivans & suvs.....		336110-2	06/82	200.602	201.443	202.352	202.440	202.997
Secondary products and miscellaneous receipts.....		336110-SM						
Heavy duty truck manufacturing.....	33612		12/03	164.145	164.168	164.254	164.254	164.849
Heavy duty truck mfg.	336120		12/03	164.193	164.216	164.302	164.302	164.891
Primary products.....		336120-P	12/03	165.662	165.686	165.773	165.773	166.229
Trucks, truck tractors, and bus chassis (chassis of own manufacture) 14,001 to 33,000 lbs.....		336120-1	12/03	174.534	174.585	175.036	175.036	175.101
Secondary products and miscellaneous receipts.....		336120-SM						
Motor vehicle body and trailer manufacturing.....	3362		12/03	205.545	205.332	205.401	205.715	206.039
Motor vehicle body and trailer manufacturing.....	33621		12/03	205.908	205.695	205.764	206.078	206.403
Motor vehicle body mfg.	336211		12/82	356.995	356.460	356.461	357.622	358.985
Primary products.....		336211-P	12/82	353.002	352.427	352.422	353.648	355.090
Other truck and vehicle bodies, sold separately.....		336211-5	12/08	162.515	162.515	162.515	163.404	164.855
Dump truck bodies, for sale separately.....		336211-5A	12/08	181.504	181.504	181.504	—	—
All other truck and vehicle bodies, sold separately.....		336211-5B	12/08	162.193	162.193	162.193	162.193	163.859
Buses and firefighting vehicles, complete, produced on purchased chassis.....		336211-7	12/08	131.721	131.794	131.870	131.870	131.870
Other trucks and vehicles, complete, produced on purchased chassis.....		336211-9	12/08	164.878	164.936	164.994	165.495	165.557
Other trucks and vehicles, complete, produced on purchased chassis, except upfitting trucks.....		336211-91	09/15	153.617	153.750	153.883	155.034	155.176
Secondary products and miscellaneous receipts.....		336211-SM						
Secondary products.....		336211-S	12/82	299.620	299.715	299.805	299.805	299.805
Truck trailer mfg.	336212		12/79	367.143	366.740	367.194	368.778	370.889
Primary products.....		336212-P	12/79	365.194	364.788	365.251	366.843	368.965
Truck trailers and chassis, axle rating 10,000 lbs or more.....		336212-1	12/79	349.609	349.183	349.669	351.340	353.568
Truck trailers and chassis, axle rating less than 10,000 lbs.....		336212-3	11/84	486.295	486.295	486.295	486.295	486.295
Secondary products and miscellaneous receipts.....		336212-SM						
Secondary products.....		336212-S1	05/21	151.643	151.643	151.643	151.643	151.643
Motor home mfg.	336213		06/84	223.157	223.157	223.157	223.212	224.206

See footnotes at end of table.

Table 11. Producer price indexes for net output of selected industries and their products, not seasonally adjusted — Continued
 [February 2025]

Title ¹	Industry code	Product code	Index base	Unadjusted index ²				
				Oct. 2024	Nov. 2024 ^P	Dec. 2024 ^P	Jan. 2025 ^P	Feb. 2025 ^P
Motor home mfg - Continued								
Primary products.....		336213-P	06/84	219.055	219.055	219.055	219.110	220.101
Motor homes built on purchased chassis.....		336213-0	06/06	130.593	130.593	130.593	130.626	131.216
Secondary products and miscellaneous receipts.....		336213-SM1						
Travel trailer and camper mfg.....	336214		12/03	208.946	208.766	208.776	208.397	207.465
Primary products.....		336214-P	12/03	210.488	210.325	210.334	209.982	209.112
Travel trailers.....		336214-1	06/84	283.128	283.002	283.020	283.020	281.269
Conventional travel trailers.....		336214-19	12/11	169.944	169.912	169.929	169.929	169.994
Automobile and light truck trailers.....		336214-3	12/92	260.297	260.297	260.297	257.802	257.802
Camping trailers, campers, pick-up covers, and parts.....		336214-5	06/84	350.175	349.116	349.116	349.116	349.116
Other parts and components, excluding appliances and furnishings.....		336214-53	06/84	351.999	351.999	351.999	351.999	351.999
Truck campers, caps, box covers, and fold-down camping trailers.....		336214-56	06/14	146.737	145.392	145.392	145.392	145.392
Secondary products and miscellaneous receipts.....		336214-SM						
Secondary products.....		336214-S	06/84	248.649	248.649	248.649	248.649	249.675
Motor vehicle parts manufacturing.....	3363		12/03	128.369	128.364	128.383	128.830	128.789
Motor vehicle gasoline engine and parts mfg.....	33631		12/03	127.786	127.917	127.904	127.955	127.938
Motor vehicle gasoline engine and engine parts mfg.....	336310		12/03	128.275	128.406	128.394	128.445	128.427
Primary products.....		336310-P	12/03	127.898	128.029	128.015	128.031	128.018
Gasoline engines and engine parts (excluding carburetors).....		336310-2	12/03	126.326	126.411	126.397	126.374	126.360
Carburetors, pistons, piston rings, and valves.....		336310-3	12/82	208.580	209.534	209.534	210.218	210.218
Secondary products and miscellaneous receipts.....		336310-SM						
Miscellaneous receipts.....		336310-M1	09/18	121.247	121.247	121.247	121.247	121.247
Secondary products.....		336310-S	12/11	118.925	119.067	119.067	119.802	119.702
Motor vehicle electric equipment.....	33632		12/03	124.473	124.468	124.456	124.737	125.052
Motor vehicle electrical and electronic equipment mfg.....	336320		12/03	123.998	123.994	123.981	124.261	124.575
Primary products.....		336320-P	12/03	117.904	117.900	117.887	118.192	118.487
Vehicular lighting equipment.....		336320-1	12/83	141.953	141.928	141.858	142.303	142.511
Other motor vehicle electrical and electronic equipment.....		336320-2	12/03	117.425	117.425	117.425	117.711	118.038
Battery charging alternators, generators, and regulators.....		336320-23	12/82	140.518	140.518	140.518	140.518	142.505
Parts for engine electrical and electronic equipment.....		336320-2A	12/82	177.551	177.551	177.551	180.936	180.936
All other miscellaneous non-engine electrical and electronic equipment.....		336320-2D	12/03	120.037	120.037	120.037	120.037	120.037
All other miscellaneous complete engine electrical equipment, including spark plugs.....		336320-2U	12/82	133.637	133.637	133.637	134.422	134.422
Secondary products and miscellaneous receipts.....		336320-SM						
Miscellaneous receipts.....		336320-M	12/03	147.745	147.745	147.745	149.800	149.800
Motor vehicle steering and suspension parts.....	33633		12/03	109.566	109.566	109.566	108.406	108.436
Motor vehicle steering and suspension components (except spring) manufacturing.....	336330		12/03	109.359	109.359	109.359	108.201	108.231
Primary products.....		336330-P	12/03	106.417	106.417	106.417	105.117	105.117
Motor vehicle steering and suspension components (excluding spring), new and rebuilt.....		336330-0	12/99	106.223	106.223	106.223	104.925	104.925
Secondary and miscellaneous receipts.....		336330-SM						
Motor vehicle brake system manufacturing.....	33634		12/03	139.555	139.240	139.477	139.832	139.832
Motor vehicle brake system mfg.....	336340		12/03	139.536	139.222	139.459	139.814	139.814
Primary products.....		336340-P	12/03	140.554	140.219	140.471	140.849	140.849
Motor vehicle brake parts and assemblies, new.....		336340-1	12/88	148.817	148.428	148.721	149.122	149.121
Motor vehicle drum brake assemblies and parts, new.....		336340-1E	12/05	148.562	147.242	148.200	-	-
Other motor vehicle brake parts and assemblies, new.....		336340-1G	12/99	125.564	125.565	125.585	126.175	126.174
Secondary products and miscellaneous receipts.....		336340-SM						
Motor vehicle power train components mfg.....	33635		12/03	137.599	137.663	137.535	139.928	139.562
Motor vehicle transmission and power train parts manufacturing.....	336350		12/03	135.967	136.030	135.903	138.267	137.906
Primary products.....		336350-P	12/03	130.262	130.325	130.177	132.434	132.081
Motor vehicle drive train components, excluding wheels and brakes, new.....		336350-2	12/88	133.345	133.413	133.254	135.380	134.998
Motor vehicle transmissions (except auxiliary and parts), new.....		336350-20	06/12	118.176	118.176	118.176	121.591	120.896
Parts for manual and automatic transmissions, new.....		336350-23	12/88	129.906	129.860	129.703	129.733	129.693
Other motor vehicle drive train components, except wheels and brakes, new.....		336350-25	12/99	99.530	99.756	99.425	100.258	100.258
Motor vehicle drive train components, rebuilt.....		336350-3	12/03	154.182	154.182	154.182	160.563	160.563
Secondary products and miscellaneous receipts.....		336350-SM						
Secondary products.....		336350-S	12/03	140.141	140.049	142.181	143.058	143.070
Motor vehicle seating and interior trim mfg.....	33636		12/03	113.789	113.465	113.229	113.800	113.706
Motor vehicle seating and interior trim mfg.....	336360		12/03	113.718	113.391	113.150	113.721	113.628
Primary products.....		336360-P	12/03	112.278	112.123	112.091	112.506	112.425
Automobile trimmings.....		336360-1	12/03	92.612	92.389	92.389	92.402	92.399
Seats for public conveyance and aircraft.....		336360-3	12/01	118.822	118.744	118.758	119.057	118.855
Secondary products and miscellaneous receipts.....		336360-SM						

See footnotes at end of table.

Table 11. Producer price indexes for net output of selected industries and their products, not seasonally adjusted — Continued
[February 2025]

Title ¹	Industry code	Product code	Index base	Unadjusted index ²				
				Oct. 2024	Nov. 2024 ^P	Dec. 2024 ^P	Jan. 2025 ^P	Feb. 2025 ^P
Motor vehicle seating and interior trim mfg - Continued								
Secondary products.....		336360-S	12/03	153.406	149.814	144.950	—	—
Motor vehicle metal stamping.....	33637		12/03	131.118	131.431	131.739	131.847	131.461
Motor vehicle metal stamping.....	336370		12/82	143.605	143.949	144.285	144.403	143.981
Primary products.....		336370-P	12/82	134.522	134.859	135.189	135.366	134.959
Automotive job stampings (truck, bus, and passenger car).....		336370-0	12/82	134.522	134.859	135.189	135.366	134.959
Secondary products and miscellaneous receipts.....		336370-SM						
Secondary products.....		336370-S	12/82	144.070	144.070	144.070	142.499	142.294
Other motor vehicle parts manufacturing.....	33639		12/03	129.205	129.079	129.135	129.204	129.430
Other motor vehicle parts mfg.....	336390		12/03	131.776	131.647	131.704	131.774	132.006
Primary products.....		336390-P	12/03	128.971	128.839	128.898	128.969	129.160
All other motor vehicle parts and accessories, including trailer hitches.....		336390-8	12/03	119.053	119.129	119.143	118.972	119.024
Secondary products and miscellaneous receipts.....		336390-SM						
Aerospace product and parts manufacturing.....	3364		06/85	278.508	278.629	279.044	280.171	281.062
Aerospace product and parts manufacturing.....	33641		06/85	278.508	278.629	279.044	280.171	281.062
Aircraft mfg.....	336411		12/85	289.788	289.864	290.478	291.633	292.805
Primary products.....		336411-P	12/85	277.782	277.859	278.478	279.197	280.337
Civilian aircraft.....		336411-3	12/85	343.997	343.875	344.944	346.967	348.970
Secondary products and miscellaneous receipts.....		336411-SM						
Secondary products.....		336411-S	12/85	497.890	497.890	497.890	514.310	515.863
Aircraft engine and engine parts mfg.....	336412		12/85	271.625	271.658	271.777	273.099	273.188
Primary products.....		336412-P	12/85	267.283	267.348	267.462	269.236	269.396
Aeronautical services on aircraft engines.....		336412-5	12/85	298.789	298.789	—	—	—
Aircraft engine parts and accessories.....		336412-7	12/85	280.741	280.909	280.978	284.023	284.383
Parts and accessories for military aircraft engines.....		336412-75	12/11	129.513	129.632	129.632	130.443	130.654
Parts and accessories for civilian aircraft engines.....		336412-77	12/11	125.061	125.116	125.162	126.801	126.940
Secondary products and miscellaneous receipts.....		336412-SM						
Secondary products.....		336412-S	12/85	268.486	268.511	268.475	268.680	268.527
Other aircraft parts and equipment mfg.....	336413		06/85	211.832	212.322	211.837	212.927	213.008
Primary products.....		336413-P	06/85	206.574	207.074	206.596	207.433	207.515
Aircraft propellers and helicopter rotors.....		336413-1	12/91	224.089	224.526	224.575	225.452	225.452
Aircraft parts and auxiliary equipment.....		336413-7	06/85	198.527	199.020	198.510	199.326	199.411
Aircraft landing gear for civilian and military aircraft.....		336413-72	06/08	197.290	197.357	197.357	204.315	204.248
Other aircraft subassemblies and parts for military aircraft.....		336413-73	06/08	128.361	128.440	128.268	129.278	130.067
Other aircraft subassemblies and parts for civilian aircraft.....		336413-74	06/08	117.115	117.464	117.115	117.263	117.197
Secondary products and miscellaneous receipts.....		336413-SM						
Secondary products.....		336413-S	06/85	264.648	264.464	263.872	266.023	—
Railroad rolling stock manufacturing.....	3365		06/84	232.186	232.693	232.694	232.485	234.473
Railroad rolling stock manufacturing.....	33651		06/84	232.266	232.773	232.773	232.565	234.554
Railroad rolling stock mfg.....	336510		06/84	232.062	232.569	232.569	232.361	234.348
Primary products.....		336510-P	06/84	238.687	239.200	239.200	238.734	240.674
Street, subway, trolley, and rapid transit cars, and railway maintenance equipment and parts.....		336510-5	06/84	198.917	199.811	199.811	198.998	200.615
Railway maintenance of way equipment & parts, parts for all railcars, & other railway vehicles.....		336510-54	06/84	200.566	201.664	201.664	200.665	202.296
Secondary products and miscellaneous receipts.....		336510-SM						
Miscellaneous receipts.....		336510-M	06/84	170.608	170.608	170.608	170.608	170.608
Secondary products.....		336510-S1	12/11	114.059	114.069	114.071	114.583	114.825
Ship and boat building.....	3366		12/84	286.355	287.097	287.349	287.615	287.854
Ship and boat building.....	33661		12/84	286.367	287.108	287.360	287.626	287.866
Ship building and repairing.....	336611		12/85	252.863	253.717	253.926	253.953	254.126
Primary products.....		336611-P	12/85	241.672	242.492	242.695	242.722	242.934
Ship repair, nonmilitary.....		336611-A	12/85	358.990	360.418	361.314	361.314	361.314
Military self-propelled ships, new construction.....		336611-5	12/85	193.031	193.974	193.821	193.863	194.170
Ship repair, military.....		336611-8	12/85	211.260	211.260	211.260	211.260	211.260
Nonmilitary self-propelled ships, new construction.....		336611-9	12/85	443.613	444.627	448.404	448.404	448.807
Secondary products and miscellaneous receipts.....		336611-SM2						
Boat building.....	336612		12/81	387.639	387.992	388.378	389.416	389.867
Primary products.....		336612-P	12/81	386.422	386.771	387.137	388.187	388.641
Outboard motorboats, including commercial and military (except sailboats and lifeboats).....		336612-1	12/81	464.757	465.161	465.665	467.222	467.762
Outboard motorboats, wood or metal, incl. comm. and military (exc. sailboats and lifeboats).....		336612-11	06/11	174.813	175.252	175.691	176.202	176.660

See footnotes at end of table.

Table 11. Producer price indexes for net output of selected industries and their products, not seasonally adjusted — Continued
 [February 2025]

Title ¹	Industry code	Product code	Index base	Unadjusted index ²				
				Oct. 2024	Nov. 2024 ^P	Dec. 2024 ^P	Jan. 2025 ^P	Feb. 2025 ^P
Boat building - Continued								
Outboard motorboats, plastics/fiberglass, incl. comm. and mil. (exc. sailboats and lifeboats).....		336612-14	06/11	177.210	177.213	177.275	177.907	177.979
Inboard motorboats, including commercial and military (except sailboats and lifeboats).....		336612-3	12/81	382.912	383.228	383.228	383.228	384.207
Inboard cabin cruisers, including commercial and military (except sailboats and lifeboats).....		336612-31	06/11	158.559	158.750	158.750	158.750	159.343
Other inboard motorboats, including commercial and military (except sailboats and lifeboats).....		336612-32	06/11	157.221	157.221	157.221	157.221	157.221
Inboard-outdrive boats, including commercial and military (except sailboats and lifeboats).....		336612-5	12/81	302.418	302.735	302.735	302.735	302.956
All other inboard-outdrive boats, incl. comm. and military (except sailboats and lifeboats).....		336612-52	06/11	143.422	143.584	143.584	143.584	143.689
All other boats (excluding military and commercial).....		336612-8	12/81	306.281	306.697	-	-	-
Secondary products and miscellaneous receipts.....		336612-SM						
Miscellaneous receipts.....		336612-M	12/88	345.036	345.036	345.036	345.036	345.036
Other transportation equipment manufacturing.....	3369		12/03	128.862	128.792	128.966	128.896	128.902
Other transportation equipment manufacturing.....	33699		12/03	128.862	128.792	128.966	128.896	128.902
Motorcycle, bicycle, and parts mfg.....	336991		12/84	165.733	165.763	166.302	166.422	166.438
Primary products.....		336991-P	12/84	171.222	171.260	171.817	171.942	171.956
Motorcycles, including three-wheel motorbikes, motorscooters, mopeds, and parts.....		336991-3	12/84	195.723	195.723	196.451	196.619	196.619
Bicycles, including parts (excluding children's 2-wheel sidewalk cycles).....		336991-4	12/84	162.271	162.507	162.610	162.610	162.703
Cycles, all types, tubular construction.....		336991-42	12/98	135.028	135.028	135.207	135.207	135.333
Parts for bicycles, unicycles, and adult tricycles.....		336991-45	12/84	169.186	169.661	169.661	169.661	169.699
Secondary products and miscellaneous receipts.....		336991-SM						
All other transportation equipment mfg.....	336999		12/03	129.267	129.129	129.129	128.942	128.943
Primary products.....		336999-P	12/03	127.330	127.190	127.190	127.000	127.001
All-terrain vehicles and parts.....		336999-4	06/08	118.047	117.608	117.608	117.756	117.760
All other miscellaneous transportation equipment.....		336999-6	06/08	118.744	118.754	118.754	118.437	118.437
Secondary products and miscellaneous receipts.....		336999-SM						
Secondary products.....		336999-S	12/03	175.003	175.003	175.003	175.003	175.003
Furniture & related product mfg.....	337		12/84	274.671	274.962	275.139	275.721	277.331
HH & institutional furniture & kitchen cabinet mfg.....	3371		12/84	258.783	259.346	259.517	259.912	261.531
Wood kitchen cabinet & countertop mfg.....	33711		12/03	161.032	161.389	161.389	161.389	162.602
Wood kitchen cabinet and countertop mfg.....	337110		06/84	271.894	272.500	272.500	272.500	274.550
Primary products.....		337110-P	12/03	161.034	161.270	161.270	161.270	162.446
Custom wood kitchen cabinets, bathroom vanities, and related cabinet sold directly to customers.....		337110-H	03/04	149.854	150.814	150.814	150.814	151.415
Stock wood kitchen cabinets and related cabinetwork for permanent installation.....		337110-1	06/84	247.224	247.224	247.224	247.224	247.224
Secondary products and miscellaneous receipts.....		337110-SM						
Household & institutional furniture mfg.....	33712		12/03	182.813	183.205	183.392	183.824	184.840
Upholstered household furniture mfg.....	337121		06/82	271.585	272.432	272.865	273.628	275.088
Primary products.....		337121-P	06/82	259.535	260.400	260.842	261.162	262.652
Upholstered household furniture, excl. dual-purpose sleep furniture.....		337121-1	06/82	254.906	255.414	255.933	256.309	258.062
Upholstered household sofas, davenports, settees, and loveseats, except custom.....		337121-11	06/82	253.253	253.894	254.464	254.780	256.684
Upholstered household sectional sofa pieces, except custom.....		337121-12	12/87	211.625	212.074	212.098	212.197	212.236
Upholstered household rocking chairs, including swivel rockers, except custom.....		337121-13	06/82	223.153	223.897	223.903	223.873	223.873
Other upholstered household furniture, including custom sold at retail.....		337121-15	06/05	198.225	198.334	199.489	200.504	204.543
Dual-purpose sleep furniture incl. futon, conv. sofa, jackknife & chair beds, except custom.....		337121-4	06/89	289.611	292.547	292.547	292.547	292.547
Secondary products and miscellaneous receipts.....		337121-SM						
Nonupholstered wood household furniture mfg.....	337122		12/79	354.055	351.273	351.289	351.318	354.443
Primary products.....		337122-P	12/79	379.912	379.912	379.912	379.912	383.364
Wood dining room, kitchen, outdoor, and ready-to-assemble furniture, excl. cabinets and custom.....		337122-G	12/22	113.752	113.752	113.752	113.752	114.742
Wood household den, family room, library, and living room furniture, except custom.....		337122-1	12/79	366.244	366.244	366.244	366.244	375.114
Wood bedroom furniture, including infants' and children's, except custom.....		337122-8	12/79	347.040	347.040	347.040	347.040	349.458
Secondary products and miscellaneous receipts.....		337122-SM						
Secondary products.....		337122-S	12/79	286.444	286.608	286.746	287.007	292.632
Household furniture (except wood and upholstered) mfg.....	337126		06/84	256.217	256.051	256.567	256.782	257.133
Primary products.....		337126-P	06/84	248.206	248.014	248.014	248.370	248.562
Metal dining room and kitchen furniture, incl. padded and plain chairs and stools.....		337126-1	06/84	206.197	203.368	203.368	207.368	209.539
Metal outdoor and casual furniture, incl. beach, lawn, garden and porch.....		337126-3	06/84	369.024	369.024	369.024	369.024	369.024
Secondary products and miscellaneous receipts.....		337126-SM						

See footnotes at end of table.

Table 11. Producer price indexes for net output of selected industries and their products, not seasonally adjusted — Continued
 [February 2025]

Title ¹	Industry code	Product code	Index base	Unadjusted index ²				
				Oct. 2024	Nov. 2024 ^P	Dec. 2024 ^P	Jan. 2025 ^P	Feb. 2025 ^P
Household furniture (except wood and upholstered) mfg - Continued								
Secondary products.....		337126-S	06/84	291.912	292.047	299.536	297.921	300.446
Institutional furniture mfg.....	337127		12/03	211.678	213.404	213.358	214.159	215.512
Primary products.....		337127-P	12/03	213.972	215.692	215.719	216.484	217.888
Other institutional furniture.....		337127-B	12/11	158.257	163.182	163.207	163.412	165.510
School furniture (except stone and concrete), excl. library furniture.....		337127-1	12/84	384.447	380.914	380.914	382.424	—
Public building and related furniture, excl. bar, bowling, cafeteria, restaurant and school.....		337127-5	12/84	319.493	319.682	319.747	321.860	322.571
Public furniture (bar, bowling center, cafeteria, and restaurant).....		337127-8	12/03	196.282	196.471	196.471	196.471	198.916
Secondary products and miscellaneous receipts.....		337127-SM						
Miscellaneous receipts.....		337127-M	12/03	206.460	—	—	—	—
Secondary products.....		337127-S	12/03	178.498	181.613	178.812	181.477	181.853
Office furniture (including fixtures) mfg.....	3372		12/03	206.678	206.862	207.004	207.850	209.195
Office furniture (including fixtures) mfg.....	33721		12/03	206.678	206.862	207.004	207.850	209.196
Wood office furniture mfg.....	337211		06/85	294.373	294.577	294.578	291.854	297.052
Primary products.....		337211-P	06/85	290.519	290.737	290.737	287.237	292.734
Wood office furniture panel systems, desking systems, and other wood office furniture.....		337211-A	06/98	198.905	198.980	198.980	186.267	189.671
Wood office seating, including upholstered.....		337211-1	06/98	197.635	197.713	197.713	200.572	207.280
Wood office desks and desk extensions.....		337211-4	06/85	332.454	332.812	332.812	333.588	340.193
Wood office files, storage units, and tables.....		337211-7	06/98	197.379	197.582	197.582	197.618	199.075
Secondary products and miscellaneous receipts.....		337211-SM						
Secondary products.....		337211-S	06/85	284.550	284.598	284.608	289.777	291.280
Custom architectural woodwork and millwork.....	337212		12/03	184.813	184.813	184.813	186.166	187.957
Primary products.....		337212-P	12/03	180.905	180.905	180.905	182.127	183.846
Custom architectural woodwork, millwork, and fixtures.....		337212-0	12/03	180.905	180.905	180.905	182.127	183.846
Secondary products and miscellaneous receipts.....		337212-SM						
Office furniture, except wood, mfg.....	337214		12/79	424.698	425.928	427.859	426.150	428.950
Primary products.....		337214-P	12/79	425.778	427.026	428.966	427.342	430.175
Office furniture, other types, except wood, including panel systems.....		337214-A	12/79	510.607	512.555	513.911	504.244	510.601
Office seating, including upholstered, except wood.....		337214-1	12/79	300.979	300.979	301.051	303.710	306.390
Office desk and desk extensions, except wood.....		337214-4	12/79	510.761	511.331	511.454	511.134	522.778
Office files, storage units, and tables, except wood.....		337214-7	06/95	230.053	231.346	234.625	235.666	233.171
Secondary products and miscellaneous receipts.....		337214-SM						
Showcases, partitions, shelving, and lockers mfg.....	337215		12/03	219.141	219.041	218.385	221.606	221.456
Primary products.....		337215-P	12/03	195.172	195.227	194.538	197.363	197.134
Bookstacks and other shelving, except wood.....		337215-A2	06/06	154.355	154.355	154.399	160.791	160.228
Storage racks and accessories, except wood.....		337215-E	12/83	249.247	249.247	249.247	252.106	252.106
Fixtures (bank, office, and store), except wood.....		337215-G	12/83	356.324	356.324	356.324	363.193	363.193
Secondary products and miscellaneous receipts.....		337215-SM						
Other furniture related product mfg.....	3379		12/03	179.027	178.531	178.540	178.540	178.883
Mattress mfg.....	33791		12/03	178.006	177.323	177.335	177.335	177.332
Mattress mfg.....	337910		06/83	249.406	248.450	248.466	248.466	248.462
Primary products.....		337910-P	06/83	247.390	246.424	246.440	246.440	246.435
Mattress and foundation sets.....		337910-E	12/03	136.005	136.005	136.015	136.015	136.005
Innerspring mattresses, excluding crib-size.....		337910-1	01/04	207.358	205.514	205.539	205.539	205.539
Other mattresses, including crib, foam, waterbed mattresses and mattress inserts.....		337910-4	06/83	250.885	250.885	250.885	250.885	250.885
Foundations, excl. innerspring units, hybrid-type flotation, ensembles, and adjustable units.....		337910-7	12/03	199.263	197.846	197.846	197.846	197.846
Secondary products and miscellaneous receipts.....		337910-SM						
Blind & shade mfg.....	33792		12/03	198.814	198.814	198.815	198.817	200.197
Blind and shade mfg.....	337920		06/84	301.823	301.824	301.825	301.828	303.923
Primary products.....		337920-P	06/84	317.857	317.857	317.857	317.857	319.954
Other blinds and shades, including curtain and drapery fixtures, poles and rods.....		337920-8	06/84	233.111	233.111	233.111	233.111	238.502
Secondary products and miscellaneous receipts.....		337920-SM						
Miscellaneous mfg.....	339		12/03	150.905	150.822	151.086	152.304	152.498
Medical equipment & supplies mfg.....	3391		12/03	136.105	136.200	136.380	137.831	137.843
Medical equipment & supplies mfg.....	33911		12/03	136.107	136.202	136.382	137.833	137.845
Surgical and medical instrument mfg.....	339112		06/82	155.293	155.306	155.309	157.125	157.122
Primary products.....		339112-P	06/82	156.654	156.647	156.656	158.565	158.565
Surgical and medical instruments.....		339112-0	06/82	150.126	150.119	150.127	151.957	151.958
Surgical and orthopedic instruments.....		339112-01	06/12	117.254	117.254	117.254	117.534	117.534
Surgical and medical catheters.....		339112-05	06/82	122.467	122.467	122.467	124.190	124.190

See footnotes at end of table.

Table 11. Producer price indexes for net output of selected industries and their products, not seasonally adjusted — Continued
 [February 2025]

Title ¹	Industry code	Product code	Index base	Unadjusted index ²				
				Oct. 2024	Nov. 2024 ^P	Dec. 2024 ^P	Jan. 2025 ^P	Feb. 2025 ^P
Surgical and medical instrument mfg - Continued								
Other surgical and medical apparatus and instruments, excluding parts.....		339112-06	06/12	108.383	108.383	108.383	111.660	111.660
Parts for surgical and medical apparatus and instruments.....		339112-09	06/12	114.912	114.796	114.931	115.594	115.604
Secondary products and miscellaneous receipts.....		339112-SM						
Secondary products.....		339112-S	10/82	127.375	127.471	127.522	127.613	127.546
Surgical appliance and supplies mfg.....								
Primary products.....	339113	339113-P	06/83	244.634	245.418	245.918	248.724	248.643
Medical and surgical appliances and supplies, incl. orthopedic, prosthetic, and therapeutic.....		339113-2	06/83	233.634	233.739	233.944	236.451	236.330
Artificial joints and limbs.....		339113-21	06/83	330.036	329.327	329.345	331.748	—
Other orthopedic and prosthetic appliances.....		339113-22	12/03	101.020	101.096	101.830	103.147	103.302
Other medical and surgical appliances and supplies.....		339113-27	12/03	145.027	145.177	145.162	146.778	146.630
Hospital beds and specialized hospital furniture.....		339113-4	12/11	157.863	162.995	165.555	168.991	168.991
Personal industrial and nonindustrial safety equipment and clothing.....		339113-6	06/83	311.478	311.478	311.478	315.025	315.025
Secondary products and miscellaneous receipts.....		339113-SM						
Secondary products.....		339113-S	06/83	173.695	173.688	173.688	175.073	—
Dental equipment and supplies mfg.....								
Primary products.....	339114	339114-P	06/85	480.174	480.093	480.724	485.778	486.158
Dental professional equipment and supplies.....		339114-1	06/97	210.615	210.601	210.973	213.754	213.833
Professional dental equipment.....		339114-11	06/85	338.404	338.362	338.446	342.531	343.288
Professional dental supplies.....		339114-12	06/85	306.238	306.253	307.731	312.474	311.440
Secondary products and miscellaneous receipts.....		339114-SM						
Miscellaneous receipts.....		339114-M	06/85	319.718	324.115	323.072	324.751	325.848
Ophthalmic goods mfg.....								
Primary products.....	339115	339115-P	12/83	187.972	186.737	187.725	188.001	188.378
Ophthalmic goods, other types, including prescription ground eyeglass lenses.....		339115-B	12/83	184.831	183.589	184.583	184.766	185.145
Ophthalmic fronts, temples, and focal and contact lenses.....		339115-9	12/11	131.811	130.610	131.521	131.684	132.020
Secondary products and miscellaneous receipts.....		339115-SM						
Other miscellaneous mfg.....								
Jewelry & silverware mfg.....	3399		12/85	229.325	228.868	229.381	230.546	231.156
Jewelry and silverware mfg.....	339910		12/11	133.078	130.828	132.407	132.703	134.993
Primary products.....		339910-P	12/11	133.224	130.928	132.535	132.838	135.172
Jewelry, gold and platinum.....		339910-1	12/85	295.290	288.805	294.303	295.133	302.269
Costume jewelry and novelties.....		339910-4	12/03	169.278	169.278	169.278	170.922	170.922
All other jewelry and personal goods (excluding costume).....		339910-8	12/11	126.118	122.973	123.909	122.907	124.548
Secondary products and miscellaneous receipts.....		339910-SM						
Miscellaneous receipts.....		339910-M	12/11	136.144	136.036	136.247	136.189	—
Sporting & athletic goods mfg.....	33992		12/03	142.748	142.748	143.339	141.870	141.870
Sporting and athletic goods mfg.....	339920		12/85	174.810	174.810	175.534	173.734	173.734
Primary products.....		339920-P	12/85	170.635	170.635	171.349	169.502	169.502
Other sporting and athletic goods.....		339920-A	12/85	180.444	180.444	180.444	183.494	183.494
Golf equipment, excluding apparel and shoes.....		339920-4	12/85	83.974	83.974	83.974	—	—
Playground equipment.....		339920-5	06/92	469.171	469.171	483.711	483.711	483.711
Gymnasium and exercise equipment.....		339920-7	06/92	154.297	154.297	154.297	154.297	154.297
Secondary products and miscellaneous receipts.....		339920-SM						
Secondary products.....		339920-S	12/85	265.468	265.468	267.409	267.409	267.409
Doll, toy & game mfg.....								
Doll, toy, and game mfg.....	339930		06/85	192.264	192.264	192.264	191.647	191.647
Primary products.....		339930-P	06/85	190.067	190.067	190.067	189.990	189.990
Models (operating & static), craft kits/supply, natural science kits, & collectors' miniatures.....		339930-6	06/85	282.581	282.581	282.581	282.581	282.581
Other nonelectronic toys, including parts.....		339930-8	06/85	196.723	196.723	196.723	197.435	197.435
Secondary products and miscellaneous receipts.....		339930-SM						
Office supplies (exc paper) mfg.....								
Office supplies, except paper, mfg.....	339940		12/11	134.618	134.389	134.587	134.509	134.326
Primary products.....		339940-P	12/11	130.375	130.138	130.344	130.262	130.072
Lead pencils, art goods, office supplies & small office equipment, excluding paper.....		339940-2	12/03	154.550	154.550	154.550	155.098	155.098
Marking devices.....		339940-3	12/85	191.230	191.230	191.230	192.617	192.617
Secondary products and miscellaneous receipts.....		339940-SM						
Miscellaneous receipts.....		339940-M	12/11	156.586	156.586	156.586	156.586	156.586
Secondary Products.....		339940-S	12/11	158.802	158.802	158.802	158.802	158.802
Sign mfg.....								
Sign mfg.....	339950		12/85	256.399	256.399	256.399	257.387	257.377
Primary products.....		339950-P	12/85	256.276	256.276	256.276	257.132	257.132

See footnotes at end of table.

Table 11. Producer price indexes for net output of selected industries and their products, not seasonally adjusted — Continued
[February 2025]

Title ¹	Industry code	Product code	Index base	Unadjusted index ²					
				Oct. 2024	Nov. 2024 ^P	Dec. 2024 ^P	Jan. 2025 ^P	Feb. 2025 ^P	
Sign mfg - Continued									
Nonelectric signs and displays, including trade show exhibits.....		339950-4	12/85	303.313	303.313	303.313	305.179	305.179	
Secondary products and miscellaneous receipts.....		339950-SM							
All other misc mfg.....	33999		12/03	170.415	170.409	170.489	172.719	173.036	
Gasket, packing, and sealing device mfg.....	339991		12/85	241.701	241.701	241.701	244.332	245.039	
Primary products.....		339991-P	12/85	249.854	249.854	249.854	252.461	253.061	
Molded packing and seals.....		339991-2	06/07	151.038	151.038	151.038	152.674	152.674	
Nonmetallic gaskets and gasketing.....		339991-3	12/85	279.942	279.942	279.942	284.516	286.548	
Metallic gaskets and machined seals.....		339991-7	12/85	304.179	304.179	304.179	304.179	304.179	
Rotary oil seals.....		339991-9	12/90	193.757	193.757	193.757	196.819	196.819	
Secondary products and miscellaneous receipts.....		339991-SM							
Miscellaneous receipts.....		339991-M	06/97	153.918	153.918	153.918	155.716	155.716	
Musical instrument mfg.....	339992		06/85	294.031	297.953	297.953	298.598	298.598	
Primary products.....		339992-P	06/85	294.873	298.825	298.825	299.476	299.476	
Other musical instruments and parts.....		339992-7	06/85	279.964	284.255	284.255	284.962	284.962	
Other electronic musical instruments, excluding electronic organs.....		339992-71	12/09	157.950	162.651	162.651	162.651	162.651	
Other nonelectronic musical instruments.....		339992-72	06/99	157.828	157.828	157.828	159.716	159.716	
Secondary products and miscellaneous receipts.....		339992-SM							
Miscellaneous receipts.....		339992-M	06/85	295.038	295.038	295.038	295.038	295.038	
Fastener, button, needle, and pin mfg.....	339993		12/85	252.829	252.829	252.829	263.534	263.534	
Primary products.....		339993-P	12/85	259.012	259.012	259.012	269.795	269.795	
Fasteners, zippers, buttons, needles, pins, and buckles (except precious metal) ..		339993-0	12/85	259.012	259.012	259.012	269.795	269.795	
Secondary products and miscellaneous receipts.....		339993-SM							
Broom, brush, and mop mfg.....	339994		12/85	221.731	221.731	221.731	230.307	232.429	
Primary products.....		339994-P	12/85	224.148	224.148	224.148	232.926	235.041	
Brooms, mops and dusters.....		339994-1	12/85	260.376	260.376	260.376	263.116	263.116	
Brooms.....		339994-11	06/07	159.624	159.624	159.624	161.371	161.371	
Mops and dusters, including refills.....		339994-13	06/07	142.316	142.316	142.316	143.757	143.757	
Paint and varnish brushes, paint holders, pads, roller frames and rollers.....		339994-3	12/85	187.292	187.292	187.292	187.754	191.104	
Paint and varnish brushes.....		339994-31	06/07	137.107	137.107	137.107	137.485	142.433	
Paint holders, pads, roller frames and rollers.....		339994-32	06/07	113.484	113.484	113.484	113.734	113.871	
Other types of brushes.....		339994-5	12/85	231.049	231.049	231.049	245.554	248.344	
All other types of brushes, except personal.....		339994-52	06/07	181.423	181.423	181.423	181.450	184.961	
Secondary and miscellaneous receipts.....		339994-SM							
Burial casket mfg.....	339995		12/84	489.050	490.105	491.093	497.570	501.297	
Primary products.....		339995-P	12/84	489.856	490.936	491.940	498.456	502.279	
Wood burial caskets and coffins, completely lined and trimmed, adult sizes only ..		339995-4	12/84	543.908	548.471	552.665	564.057	564.057	
Other burial caskets and coffins, including burial boxes and vaults (except concrete and stone).....		339995-5	12/84	381.373	381.373	381.433	386.940	404.966	
Secondary products and miscellaneous receipts.....		339995-SM							
All other miscellaneous mfg.....	339999		12/85	220.829	220.337	220.524	222.488	222.476	
Primary products.....		339999-P	12/85	233.405	232.850	233.047	235.266	235.377	
Mirror and picture frames and framed pictures.....		339999-E	06/84	277.586	277.586	277.586	277.586	277.586	
All other miscellaneous fabricated products, incl. fire extinguishers and umbrellas.....		339999-L	12/85	283.166	282.215	282.552	285.840	286.029	
Candles, including tapers.....		339999-5	12/85	210.487	210.487	210.487	212.021	212.021	
Secondary products and miscellaneous receipts.....		339999-SM							
Secondary products.....		339999-S	12/85	176.276	176.276	176.552	176.414	175.076	
Services industries									
Merchant wholesalers, durable goods.....	423		06/04	211.357	204.125	205.773	212.907	214.904	
Motor vehicle and parts merchant wholesalers.....	4231		05/19	157.535	137.312	142.270	151.419	152.060	
Motor vehicle and parts merchant wholesalers.....	42310		05/19	157.541	137.329	142.299	151.421	152.073	
Motor vehicle and parts merchant wholesalers.....	423100		05/19	157.516	137.287	142.234	151.405	152.037	
Primary services.....		423100-P	02/09	201.628	174.250	178.889	194.473	193.770	
Motor vehicle and parts wholesaler services.....		423100-1	02/09	201.628	174.250	178.889	194.473	193.770	
Furniture and home furnishing merchant wholesalers.....	4232		05/19	136.251	138.563	138.852	141.734	142.694	
Furniture and home furnishing merchant wholesalers.....	42320		05/19	136.251	138.563	138.852	141.734	142.694	
Furniture and home furnishing merchant wholesalers.....	423200		05/19	136.271	138.583	138.872	141.753	142.713	
Primary services.....		423200-P	02/09	149.296	151.840	152.158	155.327	156.383	
Furniture and home furnishing wholesaler services.....		423200-1	02/09	149.296	151.840	152.158	155.327	156.383	
Lumber and other construction materials merchant wholesalers.....	4233		05/19	137.530	137.297	134.931	133.444	135.384	
Lumber and other construction materials merchant wholesalers.....	42330		05/19	137.530	137.297	134.931	133.444	135.384	
Lumber and other construction materials merchant wholesalers.....	423300		05/19	137.857	137.626	135.271	133.791	135.723	

See footnotes at end of table.

Table 11. Producer price indexes for net output of selected industries and their products, not seasonally adjusted — Continued
[February 2025]

Title ¹	Industry code	Product code	Index base	Unadjusted index ²				
				Oct. 2024	Nov. 2024 ^P	Dec. 2024 ^P	Jan. 2025 ^P	Feb. 2025 ^P
Lumber and other construction materials merchant wholesalers - Continued								
Primary services.....		423300-P	02/09	146.281	145.941	143.378	141.741	143.843
Lumber and other construction material wholesaler services.....		423300-1	02/09	146.281	145.941	143.378	141.741	143.843
Other receipts.....		423300-SM	05/19	165.009	168.987	168.987	170.185	170.185
Professional and commercial equipment and supplies merchant wholesalers.....	4234		05/19	117.473	119.106	122.767	125.851	126.227
Professional and commercial equipment and supplies merchant wholesalers.....	42340		05/19	117.473	119.106	122.767	125.851	126.227
Professional and commercial equipment and supplies merchant wholesalers.....	423400		05/19	117.742	119.381	123.024	126.137	126.511
Primary services.....		423400-P	02/09	142.314	144.153	149.980	152.616	153.143
Professional and commercial equipment and supplies wholesaler services.....		423400-1	02/09	142.314	144.153	149.980	152.616	153.143
Wholesaling of new and used computer equipment.....		423400-11	02/09	142.856	146.858	160.157	164.092	164.092
Wholesaling of surgical, medical, dental, and hospital equipment and supplies...		423400-12	02/09	136.723	137.198	138.180	139.477	140.799
Wholesaling of other professional equipment and supplies and all other goods...		423400-13	06/13	167.616	168.083	169.446	172.693	172.481
Other receipts.....		423400-SM	05/19	—	117.039	—	122.143	122.143
Metal and mineral (except petroleum) merchant wholesalers.....	4235		05/19	135.412	128.843	131.921	124.969	126.506
Metal and mineral (except petroleum) merchant wholesalers.....	42350		05/19	135.412	128.843	131.921	124.969	126.506
Metal and mineral (except petroleum) merchant wholesalers.....	423500		05/19	135.457	128.869	131.957	124.963	126.504
Primary services.....		423500-P	02/09	196.138	186.327	190.940	180.150	182.446
Metals and minerals wholesaler services.....		423500-1	02/09	196.138	186.327	190.940	180.150	182.446
Household appliances and electrical and electronic goods merchant wholesalers.....	4236		05/19	171.756	176.391	171.939	180.593	184.362
Household appliances and electrical and electronic goods merchant wholesalers.....	42360		05/19	171.756	176.391	171.939	180.593	184.362
Household appliances and electrical and electronic goods merchant wholesalers.....	423600		05/19	171.767	176.410	171.925	180.588	184.363
Primary services.....		423600-P	02/09	187.338	193.323	184.358	194.943	199.810
Household appliances, electrical, and electronics wholesaler services.....		423600-1	02/09	187.338	193.323	184.358	194.943	199.810
Wholesaling of household appliances and electrical and electronic goods.....		423600-11	02/09	186.180	192.138	182.873	193.809	198.772
Wholesaling of all other goods, except appliances and electrical and electronic goods.....		423600-12	05/19	163.324	168.306	169.280	168.214	169.339
Hardware, plumbing and heating equipment and supplies merchant wholesalers.....	4237		05/19	127.547	125.096	121.604	121.800	122.747
Hardware, plumbing and heating equipment and supplies merchant wholesalers.....	42370		05/19	127.547	125.096	121.604	121.800	122.747
Hardware, plumbing, and heating equipment and supplies merchant wholesalers.....	423700		05/19	126.820	124.383	120.911	121.107	122.048
Primary services.....		423700-P	02/09	146.187	143.374	139.362	139.578	140.671
Hardware, plumbing, and heating equipment and supplies wholesaler services.....		423700-1	02/09	146.187	143.374	139.362	139.578	140.671
Wholesaling of hardware, plumbing, heating, and cooling equipment and supplies.....		423700-11	05/19	146.669	142.805	138.036	138.477	139.717
Wholesaling of all other goods.....		423700-12	05/19	117.808	121.004	121.674	120.670	120.797
Machinery, equipment, and supplies merchant wholesalers.....	4238		05/19	140.505	139.174	140.300	145.424	145.145
Machinery, equipment, and supplies merchant wholesalers.....	42380		05/19	140.505	139.174	140.300	145.424	145.145
Machinery and supply merchant wholesalers.....	423800		05/19	140.858	139.511	140.675	145.860	145.559
Primary services.....		423800-P	02/09	219.021	216.489	219.456	229.117	227.947
Machinery and supply wholesaler services.....		423800-1	02/09	219.021	216.489	219.456	229.117	227.947
Wholesaling of machinery and equipment.....		423800-11	05/19	136.074	134.600	137.608	142.291	142.309
Wholesaling of parts, supplies, and all other goods.....		423800-12	05/19	156.470	154.507	154.826	163.768	161.780
Other receipts.....		423800-SM	05/19	124.976	124.978	122.844	123.075	124.723
Miscellaneous durable goods merchant wholesalers (except materials recyclers).....	4239		05/19	145.392	136.464	137.704	142.318	147.213
Miscellaneous durable goods merchant wholesalers (except materials recyclers).....	42390		05/19	145.392	136.464	137.704	142.318	147.213
Miscellaneous durable goods, except recyclable material, merchant wholesalers.....	423900		05/19	145.134	136.241	137.476	142.067	146.942
Primary services.....		423900-P	02/09	121.281	113.699	114.753	118.704	122.865
Miscellaneous durable goods wholesaler services.....		423900-1	02/09	121.281	113.699	114.753	118.704	122.865
Merchant wholesalers, nondurable goods.....	424		06/05	215.992	220.505	219.496	216.741	216.279
Paper and paper product merchant wholesalers.....	4241		01/21	158.559	156.023	157.026	156.864	155.823
Paper and paper product merchant wholesalers.....	42410		01/21	158.559	156.023	157.026	156.864	155.823
Paper and paper product merchant wholesalers.....	424100		01/21	158.385	155.842	156.848	156.686	155.642
Primary services.....		424100-P	02/09	203.148	199.817	201.134	200.922	199.555
Paper wholesaler services.....		424100-1	02/09	203.148	199.817	201.134	200.922	199.555
Wholesaling of paper and paper products.....		424100-11	02/09	199.298	196.206	198.747	198.117	196.520
Wholesaling of all other goods, except paper and paper products.....		424100-12	01/21	182.216	178.081	171.121	173.682	174.121
Drugs and druggists' sundries merchant wholesalers.....	4242		01/21	112.588	119.751	116.203	110.402	108.334
Drugs and druggists' sundries merchant wholesalers.....	42420		01/21	112.588	119.751	116.203	110.402	108.334
Drugs and druggists' sundries merchant wholesalers.....	424200		01/21	112.588	119.751	116.203	110.402	108.334
Primary products.....		424200-P	02/09	165.291	175.807	170.599	162.082	159.047
Wholesaling of pharmaceuticals.....		424200-1	02/09	167.264	180.207	176.823	159.500	153.627

See footnotes at end of table.

Table 11. Producer price indexes for net output of selected industries and their products, not seasonally adjusted — Continued
[February 2025]

Title ¹	Industry code	Product code	Index base	Unadjusted index ²				
				Oct. 2024	Nov. 2024 ^P	Dec. 2024 ^P	Jan. 2025 ^P	Feb. 2025 ^P
Drugs and druggists' sundries merchant wholesalers - Continued								
Wholesaling of all other goods, except pharmaceuticals.		424200-2	01/21	100.243	104.689	99.946	102.088	102.599
Apparel and piece goods merchant wholesalers.	4243		01/21	105.368	103.307	100.163	97.984	96.102
Apparel and piece goods merchant wholesalers.	42430		01/21	105.368	103.307	100.163	97.984	96.102
Apparel and piece goods merchant wholesalers.	424300		01/21	105.368	103.307	100.163	97.984	96.101
Primary services.		424300-P	02/09	130.244	127.698	123.806	121.110	118.779
Apparel wholesaler services.		424300-1	02/09	130.244	127.698	123.806	121.110	118.779
Wholesaling of apparel.		424300-11	02/09	138.183	136.991	131.885	127.278	122.523
Wholesaling of footwear, accessories, and all other goods, except apparel.		424300-12	01/21	95.469	90.399	89.620	91.354	94.489
Other receipts.		424300-SM	01/21	129.696	126.009	125.283	124.304	124.503
Grocery and related product merchant wholesalers.	4244		01/21	146.854	147.841	149.706	148.630	149.495
Grocery and related product merchant wholesalers.	42440		01/21	146.854	147.841	149.706	148.630	149.495
Grocery and related product merchant wholesalers.	424400		01/21	146.863	147.850	149.716	148.640	149.505
Primary services.		424400-P	02/09	159.986	161.068	163.113	161.933	162.881
Grocery and related product wholesaler services.		424400-1	02/09	159.986	161.068	163.113	161.933	162.881
Wholesaling of fresh meat, seafood, dairy, and fruits and vegetables.		424400-11	06/13	139.975	141.949	140.481	141.462	137.391
Wholesaling of packaged frozen and canned foods.		424400-12	06/13	181.472	182.732	185.502	186.246	188.156
Wholesaling of baked goods, non-alcoholic beverages, and all other groceries.		424400-13	06/13	172.675	174.430	178.706	178.167	182.191
Wholesaling of all other goods, except groceries.		424400-14	01/21	356.048	351.641	358.733	339.005	344.995
Farm product raw material merchant wholesalers.	4245		01/21	102.416	96.782	90.673	89.364	87.459
Farm product raw material merchant wholesalers.	42450		01/21	102.416	96.782	90.673	89.364	87.459
Farm product raw material merchant wholesalers.	424500		01/21	102.416	96.782	90.673	89.364	87.459
Primary services.		424500-P	01/21	102.277	96.363	89.951	88.542	86.526
Farm product raw material wholesaler services.		424500-1	01/21	102.277	96.363	89.951	88.542	86.526
Wholesaling of grain and field beans.		424500-11	01/21	93.494	82.362	71.222	70.999	70.842
Wholesaling of all other goods.		424500-13	12/22	101.703	105.414	107.882	104.697	99.867
Chemicals and allied products merchant wholesalers.	4246		01/21	116.911	129.912	128.744	124.907	123.649
Chemicals and allied products merchant wholesalers.	42460		01/21	116.911	129.912	128.744	124.907	123.649
Chemicals and allied products merchant wholesalers.	424600		01/21	116.918	129.930	128.760	124.919	123.660
Primary services.		424600-P	02/09	134.735	150.037	148.646	144.127	142.633
Wholesaling of chemicals, plastics, and allied products.		424600-1	02/09	135.769	148.513	146.798	141.215	138.751
Wholesaling of all other goods, except chemicals, plastics, and allied products.		424600-2	01/21	122.614	147.966	148.037	148.323	151.057
Petroleum and petroleum products merchant wholesalers.	4247		01/21	132.516	135.399	136.239	137.142	138.534
Petroleum and petroleum products merchant wholesalers.	42470		01/21	132.516	135.399	136.239	137.142	138.534
Petroleum and petroleum products merchant wholesalers.	424700		01/21	132.684	135.565	136.412	137.313	138.705
Primary services.		424700-P	02/09	159.357	162.901	163.834	164.943	166.655
Wholesaling of petroleum products.		424700-1	02/09	160.538	163.015	164.005	165.613	167.354
Wholesaling of all other goods, except petroleum products.		424700-2	01/21	97.794	130.699	129.870	116.733	117.314
Other receipts.		424700-SM	01/21	364.741	364.741	375.051	375.051	375.051
Beer, wine, and distilled alcoholic beverage merchant wholesalers.	4248		01/21	130.527	129.921	130.000	129.261	130.042
Beer, wine, and distilled alcoholic beverage merchant wholesalers.	42480		01/21	130.527	129.921	130.000	129.261	130.042
Beer, wine, and distilled alcoholic beverage merchant wholesalers.	424800		01/21	130.527	129.921	130.000	129.261	130.042
Primary services.		424800-P	02/09	164.833	164.068	164.167	163.234	164.220
Alcoholic beverage wholesaler services.		424800-1	02/09	164.833	164.068	164.167	163.234	164.220
Wholesaling of beer, wine, and distilled alcoholic beverages.		424800-11	02/09	165.331	164.555	164.565	163.563	164.553
Wholesaling of all other goods, except alcoholic beverages.		424800-12	01/21	116.268	115.985	118.714	119.988	120.676
Miscellaneous nondurable goods merchant wholesalers.	4249		01/21	160.825	160.855	159.627	159.762	158.203
Miscellaneous nondurable goods merchant wholesalers.	42490		01/21	160.825	160.855	159.627	159.762	158.203
Miscellaneous nondurable goods merchant wholesalers.	424900		01/21	160.826	160.856	159.628	159.763	158.205
Primary services.		424900-P	02/09	231.203	231.247	229.460	229.656	227.389
Miscellaneous nondurable good wholesaler services.		424900-1	02/09	231.203	231.247	229.460	229.656	227.389
Material recyclers.	429930		12/86	405.145	401.311	391.017	406.948	441.738
Primary products.		429930-P	12/86	401.925	398.212	386.296	404.203	437.389
Ferrous metal scrap.		429930-1	12/86	462.250	463.742	451.716	477.786	529.731
Carbon steel scrap.		429930-11	12/86	481.358	482.638	468.846	498.211	557.107
Heavy melting scrap.		429930-111	12/86	484.818	497.573	483.636	520.917	588.663
Carbon steel scrap bundles.		429930-112	12/86	489.766	486.800	469.319	493.767	541.698
Shredded carbon steel scrap.		429930-113	12/86	324.387	324.935	315.588	332.770	368.174
Cut plate and structural scrap.		429930-114	12/86	524.374	509.520	494.643	521.982	577.857
Stainless and alloy steel scrap.		429930-12	12/86	585.254	590.803	585.254	583.827	583.827
Cast iron scrap.		429930-13	12/86	246.254	247.614	251.345	265.567	284.837

See footnotes at end of table.

Table 11. Producer price indexes for net output of selected industries and their products, not seasonally adjusted — Continued
[February 2025]

Title ¹	Industry code	Product code	Index base	Unadjusted index ²				
				Oct. 2024	Nov. 2024 ^P	Dec. 2024 ^P	Jan. 2025 ^P	Feb. 2025 ^P
Material recyclers - Continued								
Nonferrous metal scrap.....		429930-2	12/86	549.562	542.258	550.762	552.508	567.913
Copper base scrap.....		429930-21	12/86	721.555	690.724	704.695	708.035	732.759
No 1 copper wire, heavy.....		429930-211	12/86	558.692	528.808	544.641	550.504	579.594
No 2 copper wire, mixed.....		429930-212	12/86	937.337	898.211	898.986	906.055	929.989
Yellow brass scrap.....		429930-213	12/86	762.438	751.793	759.662	749.017	—
Used beverage can scrap.....		429930-223	12/86	267.446	280.163	284.052	288.113	295.620
Other nonferrous scrap (including lead, zinc and precious metals).....		429930-23	12/86	2,218.937	2,151.217	2,210.925	2,174.055	2,290.290
Recyclable paper.....		429930-3	12/86	167.610	155.305	140.989	144.434	—
News and other low grade recyclable paper.....		429930-31	12/86	—	132.562	117.397	117.397	—
Corrugated recyclable paper.....		429930-33	12/86	113.316	106.696	96.383	100.192	—
High grade recyclable paper (including pulp substitutes and deinking).....		429930-34	12/86	198.714	173.307	161.043	159.895	—
Recyclable materials, excluding metals and paper.....		429930-4	12/86	147.155	148.167	146.834	150.726	—
Recyclable plastics.....		429930-42	06/96	84.875	88.701	83.665	85.882	—
Other receipts.....		429930-SM1						
Motor vehicle and parts dealers.....	441		12/03	159.790	159.333	160.279	158.767	155.789
Automobile dealers.....	4411		12/03	140.856	140.498	139.917	138.494	136.272
New car dealers.....	44111		12/99	155.470	155.075	154.434	152.863	150.411
New car dealers.....	441110		12/99	149.415	148.643	147.998	146.483	143.768
Primary services.....		441110-P	12/99	131.687	130.157	129.526	128.180	125.012
Vehicle sales.....		441110-1	12/99	80.919	78.902	78.211	76.159	72.924
New vehicle sales.....		441110-101	12/99	104.474	102.072	101.370	98.141	93.033
Used vehicle sales.....		441110-102	12/99	86.333	83.432	81.990	81.952	81.952
Service labor and parts.....		441110-2	12/99	265.676	268.525	268.925	272.957	273.673
Other receipts.....		441110-SM	12/99	283.488	287.668	286.854	284.058	284.058
Recreational vehicle dealers.....	44121		06/01	157.164	157.791	171.008	172.709	172.600
Recreational vehicle dealers.....	441210		06/01	157.164	157.791	171.008	172.709	172.600
Primary services.....		441210-P	06/01	155.115	155.546	170.226	172.411	172.297
Recreational vehicle dealer services.....		441210-1	06/01	155.115	155.546	170.226	172.411	172.297
Boat dealers.....	441222		06/01	184.556	174.018	186.477	187.762	187.762
Primary services.....		441222-P	06/01	179.251	167.898	181.321	181.105	181.105
Boat dealer services.....		441222-1	06/01	179.251	167.898	181.321	181.105	181.105
Other receipts.....		441222-SM3	12/22	109.526	109.526	109.526	118.475	—
Automotive parts, accessories and tire retailers.....	4413		12/01	248.263	249.568	251.826	248.394	240.403
Automotive parts and accessories retailers.....	44133		12/03	273.351	277.149	278.794	278.794	265.990
Automotive parts and accessories retailers.....	441330		12/03	273.351	277.149	278.794	278.794	265.990
Primary services.....		441330-P	12/03	273.355	277.154	278.799	278.799	265.994
Automotive parts and accessories store services, in-store retailing.....		441330-A	12/03	273.355	277.154	278.799	278.799	265.994
Tire dealers.....	44134		12/03	181.680	179.544	182.297	174.841	174.235
Tire dealers.....	441340		12/03	181.680	179.544	182.297	174.841	174.235
Primary services.....		441340-P	12/03	181.852	179.714	182.470	175.006	174.399
Tire dealer services, in-store retailing.....		441340-A	12/03	181.852	179.714	182.470	175.006	174.399
Building material & garden supply retailers.....	444		12/03	212.688	210.649	212.271	213.349	215.885
Building material and supplies dealers.....	4441		12/03	215.009	212.413	214.412	216.403	219.135
Building material and supplies dealers.....	44410		12/03	215.012	212.417	214.415	216.406	219.138
Building materials and supplies dealers.....	444100		05/19	143.128	141.400	142.731	144.056	145.874
Primary services.....		444100-P	05/19	142.929	141.203	142.532	143.855	145.671
Building materials and supplies dealer services, in-store retailing.....		444100-A	05/19	129.864	127.938	129.846	131.747	131.727
Retailing of building materials, paint, and hardware.....		444100-A1	05/19	126.886	125.188	128.221	129.740	130.815
Retailing of all other goods.....		444100-A2	05/19	140.975	138.194	135.892	139.222	135.099
Lawn and garden equip and supplies retailers.....	4442		12/03	201.942	202.369	202.323	199.365	201.029
Nursery, garden, and farm supply retailers.....	44424		12/03	201.944	202.370	202.325	199.367	201.031
Nursery, garden, and farm supply retailers.....	444240		12/02	216.219	216.675	216.626	213.459	215.241
Primary services.....		444240-P	12/02	216.313	216.770	216.721	213.552	215.335
Nursery, garden center, and farm supply store services, in-store retailing.....		444240-A	12/02	216.313	216.770	216.721	213.552	215.335
Food and beverage retailers.....	445		12/99	267.658	267.655	266.891	280.076	279.527
Grocery retailers.....	4451		12/03	233.456	232.998	231.396	244.249	244.981
Grocery (except convenience) retailers.....	44511		12/03	233.456	232.998	231.396	244.249	244.981
Supermarkets and other grocery stores.....	445110		12/99	278.592	278.045	276.134	291.471	292.345
Primary services.....		445110-P	12/99	278.446	277.900	275.990	291.319	292.192

See footnotes at end of table.

Table 11. Producer price indexes for net output of selected industries and their products, not seasonally adjusted — Continued
[February 2025]

Title ¹	Industry code	Product code	Index base	Unadjusted index ²				
				Oct. 2024	Nov. 2024 ^P	Dec. 2024 ^P	Jan. 2025 ^P	Feb. 2025 ^P
Supermarkets and other grocery stores - Continued								
Supermarket and other grocery store services.....		445110-3	12/99	275.807	275.266	273.374	288.558	289.423
Retailing of food and beverage products.....		445110-32	01/17	143.830	144.067	142.782	151.998	152.557
Retailing of fresh meats.....		445110-321	12/99	364.052	368.525	341.161	367.236	348.861
Retailing of fresh fruits and vegetables.....		445110-322	12/99	251.777	248.716	247.044	253.824	252.230
Retailing of bakery products.....		445110-323	12/99	247.647	253.901	261.826	252.862	255.905
Retailing of dairy products.....		445110-324	12/99	213.405	209.964	221.888	223.111	230.720
Retailing of deli products.....		445110-325	12/99	174.436	174.638	174.313	175.318	175.684
Retailing of frozen food products.....		445110-326	12/99	147.320	147.988	148.737	140.908	144.312
Retailing of alcoholic beverages.....		445110-327	01/17	147.256	150.951	155.374	156.827	154.961
Retailing of all other food and beverage products.....		445110-328	12/99	303.699	303.826	301.051	341.113	347.287
Retailing of nonfood products.....		445110-33	01/17	145.653	142.728	143.245	144.659	144.570
Retailing of cleaning and paper products.....		445110-331	01/17	165.635	158.594	153.093	161.136	158.919
Retailing of health and beauty products.....		445110-332	12/99	293.548	290.726	290.140	292.559	292.046
Retailing of all other nonfood products.....		445110-333	01/17	136.022	133.106	136.782	135.856	136.761
Specialty food retailers.....	4452		12/03	243.827	245.878	255.212	256.467	246.757
Specialty food retailers.....	445200		12/03	243.821	245.872	255.206	256.462	246.751
Primary services.....		445200-P	12/03	244.050	246.113	255.501	256.764	246.997
Specialty food retailer services, in-store retailing.....		445200-A	12/03	244.050	246.113	255.501	256.764	246.997
Meat retailers, in-store retailing.....		445200-A1	06/12	183.021	184.003	191.319	192.209	190.159
Fruit and vegetable retailers, in-store retailing.....		445200-A3	06/12	131.478	125.544	136.542	138.547	134.449
Other specialty food retailers, in-store retailing.....		445200-A4	06/12	167.027	168.048	171.977	172.519	173.636
Beer, wine, and liquor retailers.....	4453		06/00	140.380	142.259	143.710	146.654	142.661
Beer, wine, and liquor retailers.....	44532		06/00	140.380	142.258	143.710	146.653	142.660
Beer, wine, and liquor retailers.....	445320		06/00	140.380	142.259	143.710	146.653	142.660
Primary services.....		445320-P	06/00	140.430	142.310	143.762	146.706	142.712
Beer, wine, and liquor retailer services, in-store retailing.....		445320-A	06/00	140.430	142.310	143.762	146.706	142.712
Retailing of beer, wine, and liquor.....		445320-A1	06/14	104.916	106.431	107.738	110.181	106.507
Retailing of all other goods and sales of prepared foods.....		445320-A2	06/14	170.884	172.239	172.144	173.683	174.619
Furniture, home furnishings, electronics, and appliance retailers.....	449		12/22	101.445	98.890	98.608	97.111	97.548
Furniture and Home Furnishings Retailers.....	4491		12/22	100.240	97.197	98.015	95.905	96.144
Furniture retailers.....	44911		12/03	180.952	173.344	175.082	169.903	170.502
Furniture retailers.....	449110		06/03	183.422	175.711	177.472	172.223	172.829
Primary services.....		449110-P	06/03	186.018	177.780	179.434	174.077	174.732
Furniture retailer services, in-store retailing.....		449110-A	06/03	186.018	177.780	179.434	174.077	174.732
Other receipts.....		449110-SM	12/22	96.347	97.275	99.774	97.422	97.263
Floor covering retailers.....	44912		12/03	229.208	229.183	230.201	229.864	229.864
Floor covering retailers.....	449121		06/03	232.578	232.553	233.585	233.244	233.244
Primary services.....		449121-P	06/03	232.578	232.553	233.585	233.244	233.244
Floor covering retailer services, in-store retailing.....		449121-A	06/03	232.578	232.553	233.585	233.244	233.244
Electronics and appliance retailers.....	4492		12/03	86.052	84.692	82.746	82.458	83.128
Electronics and appliance retailers.....	44921		12/03	86.092	84.731	82.784	82.496	83.166
Electronics and appliance retailers.....	449210		12/11	96.480	94.956	92.773	92.451	93.202
Primary products.....		449210-P	12/11	96.398	94.875	92.694	92.372	93.122
Electronics and appliance retailers services, in-store retailing.....		449210-A	12/11	104.989	103.043	99.626	99.441	100.584
Retailing of entertainment and communication products.....		449210-A1	12/11	92.864	91.229	91.333	91.476	91.656
Retailing of computers, hardware, software, and supplies.....		449210-A2	06/03	57.963	56.017	54.027	54.148	55.854
Retailing of major household appliances.....		449210-A3	05/19	119.225	119.825	119.322	121.779	121.779
Retailing of all other goods.....		449210-A4	12/11	110.192	111.320	100.378	98.503	97.547
Electronic and appliance retailers services, online retailing.....		449210-B	12/22	88.566	87.772	87.970	87.326	-
General merchandise retailers.....	455		12/03	160.272	156.434	158.414	162.266	160.949
Department stores.....	4551		12/03	161.453	144.698	151.531	172.992	170.864
Department stores.....	45511		12/03	161.453	144.698	151.531	172.992	170.864
Department stores.....	455110		12/17	136.785	122.590	128.380	146.562	144.758
Primary services.....		455110-P	12/17	138.572	124.192	130.057	148.476	146.649
Department store services, in-store retailing.....		455110-A	12/17	137.782	125.037	131.572	140.076	140.775
Retailing of apparel.....		455110-A1	12/17	140.471	121.996	142.241	130.229	120.945
Retailing of all other goods.....		455110-A2	12/17	136.298	127.149	125.043	146.504	153.502
Department store services, online retailing.....		455110-B	12/22	114.405	99.644	103.179	136.632	130.444
Other general merchandise retailers.....	4552		12/03	157.897	156.217	157.379	158.308	157.141
Other general merchandise retailers.....	45521		12/03	157.936	156.255	157.418	158.347	157.179

See footnotes at end of table.

Table 11. Producer price indexes for net output of selected industries and their products, not seasonally adjusted — Continued
 [February 2025]

Title ¹	Industry code	Product code	Index base	Unadjusted index ²				
				Oct. 2024	Nov. 2024 ^P	Dec. 2024 ^P	Jan. 2025 ^P	Feb. 2025 ^P
Warehouse clubs, supercenters, and other general merchandise retailers.....	455210		12/03	157.957	156.276	157.439	158.368	157.201
Primary services.....		455210-P	12/03	156.179	154.513	155.665	156.587	155.429
Warehouse clubs, supercenters, and other general merch. retailer services, in-store retailing.....		455210-A	12/03	162.626	159.019	161.514	163.507	161.003
Warehouse clubs and supercenters.....		455210-A1	12/03	153.348	149.433	152.056	154.165	151.521
All other general merchandise stores.....		455210-A2	12/03	159.531	160.505	160.580	160.523	160.548
Health and personal care retailers.....	456		12/03	141.621	141.436	140.587	141.297	141.559
Health and personal care retailers.....	4561		12/03	141.695	141.510	140.661	141.371	141.633
Pharmacies and drug retailers.....	45611		06/00	162.741	162.404	161.779	162.560	162.936
Pharmacies and drug retailers.....	456110		06/00	162.741	162.404	161.779	162.559	162.935
Primary services.....		456110-P	06/00	162.595	162.259	161.634	162.414	162.790
Pharmacy and drug retailer services, in-store retailing.....		456110-A	06/00	158.121	157.602	156.640	157.842	157.471
Retailing of prescription drugs.....		456110-A1	06/00	166.630	166.559	164.710	168.330	167.758
Retailing of over-the-counter drugs and all other goods.....		456110-A2	06/00	198.619	196.749	197.675	193.169	193.169
Retailing of over-the-counter drugs.....		456110-A21	06/00	153.453	160.549	160.541	159.403	159.403
Retailing of all other goods.....		456110-A22	06/00	212.851	207.286	208.580	202.774	202.773
Optical goods retailers.....	45613		12/03	131.790	132.583	128.441	129.239	129.239
Optical goods retailers.....	456130		06/00	134.907	135.696	131.575	132.369	132.369
Primary services.....		456130-P	06/00	133.546	134.441	129.765	130.666	130.666
Optical goods retailer services, in-store retailing.....		456130-A	06/00	133.546	134.441	129.765	130.666	130.666
Food (health) supplement retailers.....	456191		12/99	242.230	242.234	241.885	243.626	242.787
Primary services.....		456191-P	12/99	242.280	242.284	241.935	243.676	242.837
Food (health) supplement store services, in-store retailing.....		456191-A	12/99	242.280	242.284	241.935	243.676	242.837
Gasoline Stations and Fuel Dealers.....	457		12/22	97.040	100.054	104.210	95.321	96.926
Gasoline stations.....	4571		06/01	186.187	191.986	201.519	182.422	185.327
Gasoline stations.....	45710		06/01	186.187	191.986	201.519	182.422	185.327
Gasoline stations.....	457100		05/19	165.530	170.691	179.175	162.180	164.764
Primary products.....		457100-P	05/19	168.731	174.160	183.086	165.206	167.925
Gasoline station services.....		457100-1	05/19	168.731	174.160	183.086	165.206	167.925
Retailing of automotive fuels and lubricants.....		457100-11	05/19	195.545	205.838	219.584	192.356	195.451
Retailing of all other goods, sales of prepared foods, and repair services.....		457100-12	12/12	143.045	141.419	143.689	138.662	141.055
Fuel dealers.....	4572		06/00	279.693	288.208	284.027	279.566	286.014
Fuel dealers.....	45721		06/00	279.693	288.208	284.027	279.566	286.014
Fuel dealers.....	457210		06/00	279.685	288.199	284.019	279.558	286.006
Primary services.....		457210-P	06/00	291.377	300.248	295.892	291.245	297.963
Fuel Dealer Services.....		457210-1	06/00	291.377	300.248	295.892	291.245	297.963
Clothing and clothing accessories retailers.....	458		12/03	155.122	155.286	153.562	142.529	145.249
Clothing retailers.....	4581		12/03	151.159	153.321	151.003	135.804	140.118
Clothing retailers.....	45811		12/03	151.159	153.321	151.003	135.804	140.118
Clothing and clothing accessories retailers.....	458110		05/15	121.978	123.722	121.852	109.587	113.069
Primary services.....		458110-P	05/15	121.978	123.722	121.852	109.587	113.069
Clothing and clothing accessories retailer services, in-store retailing.....		458110-A	05/15	120.350	121.702	122.266	107.684	111.234
Retailing of apparel.....		458110-A1	05/15	121.165	122.972	127.196	110.488	115.110
Retailing of men's apparel.....		458110-A11	05/15	126.512	127.900	125.991	119.668	125.529
Retailing of women's apparel.....		458110-A12	05/15	114.802	115.918	123.006	104.574	108.401
Retailing of children's apparel.....		458110-A13	05/15	146.411	152.630	155.452	125.077	131.271
Retailing of all other goods.....		458110-A2	05/15	118.956	119.139	110.254	101.079	101.881
Shoe retailers.....	4582		12/03	126.965	121.639	120.185	111.362	110.859
Shoe retailers.....	45821		12/03	126.965	121.639	120.185	111.362	110.859
Shoe retailers.....	458210		06/02	129.526	124.092	122.609	113.608	113.095
Primary services.....		458210-P	06/02	129.526	124.092	122.609	113.608	113.095
Shoe retailer services, in-store retailing.....		458210-A	06/02	129.526	124.092	122.609	113.608	113.095
Jewelry retailers.....	4583		12/03	204.027	202.708	203.518	209.707	209.387
Jewelry retailers.....	45831		12/03	207.646	206.304	207.128	213.426	213.101
Jewelry retailers.....	458310		06/00	225.587	224.129	225.025	231.867	231.513
Primary services.....		458310-P	06/00	225.995	224.535	225.432	232.286	231.932
Jewelry retailer services, in-store retailing.....		458310-A	06/00	234.176	232.315	233.459	242.195	241.744
Sporting goods and hobby retailers.....	4591		12/03	143.205	140.903	129.698	136.690	130.317
Sporting goods retailers.....	45911		12/03	185.989	182.016	162.681	177.010	165.700

See footnotes at end of table.

Table 11. Producer price indexes for net output of selected industries and their products, not seasonally adjusted — Continued
[February 2025]

Title ¹	Industry code	Product code	Index base	Unadjusted index ²				
				Oct. 2024	Nov. 2024 ^P	Dec. 2024 ^P	Jan. 2025 ^P	Feb. 2025 ^P
Sporting goods retailers.....	459110		06/00	194.039	189.895	169.722	184.671	172.872
Primary services.....		459110-P	06/00	196.068	191.810	171.077	186.432	174.308
Sporting goods store services, in-store retailing.....		459110-A	06/00	199.680	193.907	165.793	186.615	170.174
Retailing of sporting goods.....		459110-A1	12/13	127.326	128.750	120.826	131.616	132.606
Retailing of all other goods.....		459110-A2	12/13	157.531	146.768	112.421	131.873	104.947
Hobby, toy, and game retailers.....	45912		12/03	86.905	86.905	86.905	83.686	84.130
Hobby, toy, and game retailers.....	459120		06/00	88.012	88.012	88.012	84.752	85.202
Primary services.....		459120-P	06/00	87.951	87.951	87.951	84.694	85.144
Hobby, toy, and game store services, in-store retailing.....		459120-A	06/00	83.364	83.364	83.364	83.389	83.956
Retailing of hobby and craft goods, toys, and games (including video games), in-store retailing.....		459120-A1	12/13	85.677	85.677	85.677	85.717	85.697
Retailing of all other goods, in-store retailing.....		459120-A2	12/13	69.302	69.302	69.302	69.302	70.557
Hobby, toy, and game store services, online retailing.....		459120-B	12/22	—	—	—	—	104.807
Retailing of hobby and craft goods, toys, and games (including video games), online retailing.....		459120-B1	01/25	—	—	—	100.000	100.001
Book retailers and news dealers.....	4592		12/03	134.987	136.542	136.049	135.062	135.062
Book retailers and news dealers.....	45921		12/03	148.770	150.484	149.941	148.853	148.853
Book retailers and news dealers.....	459210		06/00	185.009	187.140	186.464	185.112	185.112
Primary services.....		459210-P	06/00	184.892	187.025	186.349	184.995	184.995
Book retailer and news dealer services, in-store retailing.....		459210-A	06/00	188.015	190.910	189.992	188.155	188.155
Retailing of books.....		459210-A1	06/14	133.979	136.817	135.918	134.116	134.116
Retailing of all other goods.....		459210-A2	06/14	108.788	108.788	108.788	108.788	108.788
Office supplies, stationery, and gift retailers.....	4594		12/03	160.504	160.782	160.782	160.141	160.141
Office supplies, stationery, and gift retailers.....	45940		12/03	160.504	160.782	160.782	160.141	160.141
Office supplies, stationery, and gift retailers.....	459400		05/19	109.912	110.102	110.102	109.663	109.663
Primary services.....		459400-P	05/19	109.912	110.102	110.102	109.663	109.663
Office supplies, stationery, and gift retailer services, in-store retailing.....		459400-A	05/19	122.808	123.134	123.134	122.382	122.382
Air transportation.....	481		12/92	269.615	260.248	278.600	274.829	271.208
Scheduled air transportation.....	4811		12/89	330.445	317.651	342.471	336.669	331.741
Scheduled air transportation.....	48111		12/89	330.445	317.651	342.471	336.669	331.741
Scheduled passenger air transportation.....	481111		12/89	337.297	323.645	349.810	343.844	338.853
Primary services.....		481111-P	12/89	368.333	353.424	381.997	375.482	370.032
Domestic.....		481111-1	12/89	403.484	390.837	415.341	400.497	404.383
Domestic first class, including business.....		481111-101	12/99	205.622	192.900	200.960	196.569	213.101
Domestic coach.....		481111-102	12/99	230.095	223.515	237.935	229.150	229.901
International.....		481111-2	12/89	251.261	234.344	266.279	275.946	254.181
International first class, including business.....		481111-201	09/18	107.143	102.202	107.816	114.864	108.374
International coach.....		481111-202	12/89	253.218	235.538	269.946	278.875	256.164
Scheduled freight air transportation.....	481112		12/03	168.840	170.642	171.617	169.380	166.372
Primary services.....		481112-P	12/87	162.852	163.614	166.033	161.764	157.415
Scheduled freight air transportation services.....		481112-1	12/87	171.329	172.116	174.847	170.134	165.365
Domestic scheduled freight air transportation services.....		481112-101	12/14	112.091	113.778	115.584	122.045	114.087
International scheduled freight air transportation services.....		481112-102	12/14	72.864	72.618	73.771	67.037	67.406
Scheduled mail air transportation services.....		481112-2	12/87	125.923	126.720	125.998	125.779	125.101
Nonscheduled air transportation.....	4812		12/96	210.468	210.727	211.644	215.493	215.493
Nonscheduled air transportation.....	48121		12/96	210.468	210.727	211.644	215.493	215.493
Nonscheduled air passenger chartering.....	481211		06/92	216.779	218.262	218.323	224.135	224.135
Primary services.....		481211-P	12/00	174.837	176.170	176.225	181.452	181.452
Domestic nonscheduled air passenger services.....		481211-1	06/08	126.000	127.177	127.225	129.798	129.798
International nonscheduled air passenger services.....		481211-2	06/08	118.521	118.521	118.521	127.069	127.069
Nonscheduled air freight chartering.....	481212		06/08	149.021	147.067	149.231	148.641	148.641
Primary services.....		481212-P	06/08	147.006	145.163	146.862	145.788	145.788
Domestic nonscheduled air freight services.....		481212-1	06/08	196.904	194.004	195.066	195.066	195.066
International nonscheduled air freight services.....		481212-2	06/08	110.220	109.279	111.791	109.519	109.519
Other receipts.....		481212-SM	06/08	161.432	156.629	172.725	187.564	187.564
Rail transportation.....	482		12/96	237.321	237.085	237.287	240.529	240.621
Rail transportation.....	4821		12/96	237.321	237.085	237.287	240.529	240.621
Rail transportation.....	48211		12/96	237.321	237.085	237.287	240.529	240.621
Line-haul railroads.....	482111		12/84	264.717	264.454	264.678	268.295	268.398
Primary services.....		482111-P	12/84	264.717	264.454	264.678	268.295	268.398
Freight rail transportation.....		482111-4	05/15	132.466	132.331	132.446	134.306	134.359
Carload freight rail transportation.....		482111-411	12/96	245.682	245.063	245.434	249.371	249.390

See footnotes at end of table.

Table 11. Producer price indexes for net output of selected industries and their products, not seasonally adjusted — Continued
 [February 2025]

Title ¹	Industry code	Product code	Index base	Unadjusted index ²				
				Oct. 2024	Nov. 2024 ^P	Dec. 2024 ^P	Jan. 2025 ^P	Feb. 2025 ^P
Line-haul railroads - Continued								
Carload rail transportation of farm products.....		482111-41101	01/25	-	-	-	100.000	100.009
Carload rail transportation of coal.....		482111-41102	01/25	-	-	-	100.000	100.052
Carload rail transportation of nonmetallic ores, minerals, excluding fuels.....		482111-41103	01/25	-	-	-	100.000	100.084
Carload rail transportation of food and kindred products.....		482111-41104	01/25	-	-	-	100.000	100.029
Carload rail transportation of lumber or wood products, excluding furniture.....		482111-41105	01/25	-	-	-	100.000	100.001
Carload rail transportation of pulp, paper, or allied products.....		482111-41106	01/25	-	-	-	100.000	100.039
Carload rail transportation of petroleum or coal products.....		482111-41107	01/25	-	-	-	100.000	100.008
Carload rail transportation of clay, concrete, glass, or stone products.....		482111-41108	01/25	-	-	-	100.000	100.011
Carload rail transportation of primary metal products.....		482111-41109	01/25	-	-	-	100.000	100.012
Carload rail transportation of transportation equipment.....		482111-41110	01/25	-	-	-	100.000	99.805
Carload rail transportation of all other carload rail transportation.....		482111-41111	01/25	-	-	-	100.000	100.037
Intermodal freight rail transportation.....		482111-412	12/96	203.185	204.334	203.933	204.987	205.288
Passenger rail transportation.....		482111-5	12/96	181.801	181.801	181.801	181.801	181.801
Passenger rail coach service.....		482111-506	06/05	164.929	164.929	164.929	164.929	164.929
All other passenger rail service classes.....		482111-507	06/05	157.022	157.022	157.022	157.022	157.022
Water transportation.....	483		12/03	201.113	198.722	197.925	197.221	201.182
Deep sea freight transportation.....	483111		06/88	409.490	396.571	394.191	384.585	402.801
Primary services.....		483111-P	06/88	418.331	405.133	402.702	392.888	411.497
Deep sea freight transportation services.....		483111-5	06/88	418.331	405.133	402.702	392.888	411.497
Coastal and Great Lakes freight transport.....	483113		12/03	234.001	233.879	233.618	236.410	237.265
Primary services.....		483113-P	12/03	227.484	227.362	227.101	229.625	230.482
Coastal and intercoastal freight transportation.....		483113-1	12/03	206.125	206.259	206.115	207.771	207.984
Great Lakes - St. Lawrence Seaway freight transportation.....		483113-2	12/91	236.021	236.409	236.445	236.941	237.035
Coastal and intercoastal towing transportation.....		483113-3	12/03	281.201	279.706	278.801	285.892	289.801
Inland water transportation.....	4832		12/03	224.594	226.184	224.298	224.797	225.197
Inland water transportation.....	48321		12/03	224.598	226.189	224.302	224.802	225.201
Inland water freight transportation.....	483211		12/90	284.923	286.941	284.548	285.182	285.688
Primary services.....		483211-P	12/90	291.270	293.366	290.877	291.543	292.068
Inland water freight transportation services.....		483211-3	12/90	291.270	293.366	290.877	291.543	292.068
Truck transportation.....	484		12/03	180.186	177.704	182.528	188.590	188.553
General freight trucking.....	4841		12/03	186.401	183.102	189.752	198.120	198.123
General freight trucking, local.....	48411		12/03	179.485	179.424	178.866	178.866	178.866
General freight trucking, local.....	484110		12/03	179.512	179.451	178.892	178.892	178.892
Primary services.....		484110-P	06/93	181.171	181.158	181.447	181.447	181.447
General freight trucking services, local.....		484110-1	06/93	181.171	181.158	181.447	181.447	181.447
General freight trucking, local, truckload.....		484110-15	06/09	112.800	112.859	113.128	113.128	-
General freight trucking, local, less than truckload.....		484110-16	06/09	170.215	170.027	170.064	170.064	-
General freight trucking, long-distance.....	48412		12/03	187.193	182.897	191.724	202.625	202.629
General freight trucking, long-distance TL.....	484121		12/03	165.925	160.349	171.718	181.541	180.989
Primary services.....		484121-P	06/92	175.660	176.842	179.781	177.368	176.572
General freight trucking, long-distance, truckload.....		484121-2	06/92	175.660	176.842	179.781	177.368	176.572
General freight trucking, long-distance LTL.....	484122		12/03	243.330	243.394	243.422	257.376	259.215
Primary services.....		484122-P	06/92	410.253	410.361	410.408	433.936	437.036
General freight trucking, long-distance less than truckload.....		484122-1	06/92	410.253	410.361	410.408	433.936	437.036
Specialized freight trucking.....	4842		12/03	168.697	168.204	168.433	168.695	168.550
Used household and office goods moving.....	48421		12/03	170.562	169.059	169.329	168.975	168.506
Used household and office goods moving.....	484210		12/03	170.523	169.020	169.291	168.936	168.468
Primary services.....		484210-P	12/03	173.753	172.221	172.497	172.136	171.658
Used household and office goods moving, except local.....		484210-2	06/92	276.660	273.053	273.702	272.851	271.727
Residential moving services, except local.....		484210-21	09/15	151.063	148.844	149.252	148.692	-
Commercial and other goods moving services, except local.....		484210-22	09/15	116.654	116.404	116.404	116.535	-
Used household and office goods moving, local.....		484210-4	12/03	140.828	140.828	140.828	140.828	140.828
Residential moving services, local.....		484210-41	09/15	121.291	121.291	121.291	121.291	-
Commercial and other goods moving services, local.....		484210-42	09/15	118.901	118.901	118.901	118.901	-
Specialized freight (except used) trucking, local.....	48422		12/03	182.983	182.897	182.897	183.579	183.579
Specialized freight (except used goods) trucking, local.....	484220		12/03	182.995	182.909	182.909	183.590	183.590
Primary services.....		484220-P	06/93	225.074	224.943	224.943	225.979	225.979
Specialized freight (except used goods) trucking, local.....		484220-6	06/93	225.074	224.943	224.943	225.979	225.979
Local hazardous materials trucking (except waste).....		484220-601	06/13	131.839	131.839	131.839	131.839	131.839
Local agricultural products trucking without storage.....		484220-602	06/13	102.182	101.719	101.719	101.719	101.719
Dump trucking.....		484220-603	06/13	154.720	154.720	154.720	154.720	154.720

See footnotes at end of table.

Table 11. Producer price indexes for net output of selected industries and their products, not seasonally adjusted — Continued
[February 2025]

Title ¹	Industry code	Product code	Index base	Unadjusted index ²				
				Oct. 2024	Nov. 2024 ^P	Dec. 2024 ^P	Jan. 2025 ^P	Feb. 2025 ^P
Specialized freight (except used goods) trucking, local - Continued								
Local specialized trucking without storage.....		484220-604	06/13	126.479	126.479	126.479	127.554	127.554
Specialized freight (except used) trucking, long-distance.....	48423		12/03	153.906	153.395	153.827	153.907	153.741
Specialized freight (except used goods) trucking, long-distance.....	484230		12/03	153.912	153.402	153.833	153.913	153.747
Primary services.....		484230-P	06/01	150.486	149.732	150.613	150.949	150.763
Specialized freight (except used goods) trucking, long-distance.....		484230-6	06/01	150.486	149.732	150.613	150.949	150.763
Agricultural products trucking, long-distance.....		484230-602	06/13	163.774	163.619	164.837	164.945	163.642
All other specialized trucking, long-distance.....		484230-603	06/13	115.425	114.761	115.402	115.693	115.694
Pipeline Transportation.....	486		05/22	110.882	111.256	112.032	111.717	111.600
Pipeline transportation of crude oil.....	4861		12/03	310.029	310.243	310.243	309.718	309.810
Pipeline transportation of crude oil.....	48611		12/03	310.029	310.243	310.243	309.718	309.810
Pipeline transportation of crude oil.....	486110		06/86	343.590	343.827	343.827	343.245	343.347
Primary services.....		486110-P	06/86	343.926	344.177	344.177	343.561	343.669
Pipeline transportation of crude oil.....		486110-3	06/86	333.714	333.957	333.957	333.359	333.464
Trans-Alaskan Pipeline System transportation.....		486110-311	06/86	144.552	144.552	144.552	147.330	147.330
Pipeline transportation of crude petroleum, except on the Trans-Alaskan Pipeline System.....		486110-312	06/86	448.197	448.545	448.545	447.108	447.259
Pipeline transportation of natural gas.....	4862		05/22	100.741	101.102	102.422	102.181	101.963
Pipeline transportation of natural gas.....	48621		05/22	100.741	101.102	102.422	102.181	101.963
Pipeline transportation of natural gas.....	486210		05/22	100.741	101.102	102.422	102.181	101.963
Primary services.....		486210-P	05/22	100.741	101.102	102.422	102.181	101.963
Pipeline transportation of natural gas services.....		486210-1	05/22	100.741	101.102	102.422	102.181	101.963
Other pipeline transportation.....	4869		12/03	235.277	236.648	236.648	235.430	235.453
Pipeline transportation of refined petroleum products.....	48691		12/03	235.277	236.648	236.648	235.430	235.453
Refined petroleum product pipeline transport.....	486910		06/86	269.253	270.822	270.822	269.428	269.455
Primary services.....		486910-P	06/86	269.698	271.269	271.269	269.873	269.900
Pipeline transportation of refined petroleum products.....		486910-1	06/86	273.547	275.141	275.141	273.725	273.753
Transportation support activities.....	488		12/03	148.899	148.349	148.350	149.045	149.224
Air transportation support activities.....	4881		12/96	227.294	224.753	224.657	226.233	226.980
Airport operations.....	48811		12/03	172.445	169.420	169.577	168.461	169.381
Other airport operations.....	488119		12/03	172.473	169.448	169.604	168.488	169.408
Primary services.....		488119-P	06/92	238.831	234.642	234.859	233.313	234.587
Aeronautical services.....		488119-5	06/14	130.904	131.069	130.249	130.151	131.350
Landing fees.....		488119-501	06/14	110.907	111.239	109.176	113.244	118.998
Terminal rental.....		488119-502	06/14	152.800	152.920	152.646	149.093	146.851
Other aeronautical services.....		488119-503	06/14	121.054	121.054	121.054	121.230	122.110
Non-aeronautical services.....		488119-6	06/14	143.000	137.659	138.870	137.082	137.269
Airport parking.....		488119-601	06/14	148.334	150.132	150.132	152.201	152.201
Lease space for rental cars.....		488119-602	06/14	164.054	138.760	137.815	135.796	135.796
Lease space for concessions.....		488119-603	06/92	203.290	194.121	207.790	185.981	185.383
Other non-aeronautical services.....		488119-604	06/14	122.536	122.536	122.536	122.691	123.691
Other air transportation support activities.....	48819		12/03	190.732	190.497	190.022	195.346	195.360
Other support activities for air transport.....	488190		12/03	190.726	190.491	190.016	195.340	195.354
Primary services.....		488190-P	06/92	245.777	245.349	244.921	251.693	251.693
Other air transportation support activities.....		488190-5	06/07	170.622	170.325	170.028	174.729	174.729
Water transportation support activities.....	4883		12/03	174.011	174.428	174.614	176.947	176.947
Port and harbor operations.....	48831		12/03	193.883	195.806	196.795	209.106	209.106
Port and harbor operations.....	488310		12/03	193.907	195.830	196.819	209.131	209.131
Primary services.....		488310-P	12/03	197.902	200.105	201.238	215.344	215.344
Port and harbor services.....		488310-1	12/03	197.902	200.105	201.238	215.344	215.344
Marine cargo handling.....	48832		12/03	163.721	163.721	163.747	163.443	163.443
Marine cargo handling.....	488320		12/91	184.415	184.415	184.444	184.102	184.102
Primary services.....		488320-P	12/91	179.894	179.894	179.922	179.587	179.587
Movement of containers.....		488320-8	12/98	161.650	161.650	161.679	161.337	161.337
Other marine cargo handling.....		488320-9	12/98	167.492	167.492	167.492	167.492	167.492
Navigational services to shipping.....	48833		12/03	188.648	188.756	188.648	188.648	188.648
Navigational services to shipping.....	488330		12/92	247.492	247.633	247.492	247.492	247.492
Primary services.....		488330-P	12/92	254.953	255.109	254.953	254.953	254.953
Navigational services to shipping and salvage.....		488330-1	12/92	254.953	255.109	254.953	254.953	254.953
Freight transportation arrangement.....	4885		12/96	118.437	118.441	118.441	118.441	118.441

See footnotes at end of table.

Table 11. Producer price indexes for net output of selected industries and their products, not seasonally adjusted — Continued
 [February 2025]

Title ¹	Industry code	Product code	Index base	Unadjusted index ²				
				Oct. 2024	Nov. 2024 ^P	Dec. 2024 ^P	Jan. 2025 ^P	Feb. 2025 ^P
Freight transportation arrangement.....	48851		12/96	118.437	118.441	118.441	118.441	118.441
Freight transportation arrangement.....	488510		12/94	120.857	120.861	120.861	120.861	120.861
Primary services.....		488510-P	12/94	120.706	120.706	120.706	120.706	120.706
Freight forwarding.....		488510-1	12/94	95.610	95.610	95.610	95.610	95.610
Arrangement of freight and cargo n.e.c.....		488510-2	12/94	144.599	144.599	144.599	144.599	144.599
U.S. Postal Service.....	491		06/89	322.549	322.549	322.549	322.549	323.074
U.S. Postal Service.....	4911		06/89	322.549	322.549	322.549	322.549	323.074
U.S. Postal Service.....	49111		06/89	322.549	322.549	322.549	322.549	323.074
U.S. Postal Service.....	491110		06/89	322.549	322.549	322.549	322.549	323.074
Primary services.....		491110-P	06/89	322.549	322.549	322.549	322.549	323.074
Mailing services (market dominant services).....		491110-7	12/12	162.736	162.736	162.736	162.736	162.695
First class mail.....		491110-71	06/89	288.369	288.369	288.369	288.369	288.237
Retail letters.....		491110-711	12/12	161.942	161.942	161.942	161.942	161.942
Commercial letters.....		491110-712	12/12	155.494	155.494	155.494	155.494	155.494
Retail and commercial flats.....		491110-713	12/12	158.637	158.637	158.637	158.637	158.637
Other first class mail and fees.....		491110-714	12/12	179.968	179.968	179.968	179.968	179.083
Periodicals mail.....		491110-72	06/89	397.812	397.812	397.812	397.812	397.812
Outside county.....		491110-721	06/89	406.475	406.475	406.475	406.475	406.475
Other periodicals mail and fees.....		491110-722	12/12	157.223	157.223	157.223	157.223	157.223
Standard class mail.....		491110-73	06/89	374.413	374.413	374.413	374.413	374.413
High density and saturation flats and parcels.....		491110-731	12/12	141.007	141.007	141.007	141.007	141.007
Carrier route basic mail.....		491110-732	12/12	169.526	169.526	169.526	169.526	169.526
Bulk letters.....		491110-733	12/12	154.335	154.335	154.335	154.335	154.335
Bulk flats.....		491110-734	12/12	181.651	181.651	181.651	181.651	181.651
Other standard mail and fees.....		491110-735	12/12	241.077	241.077	241.077	241.077	241.077
Package services mail.....		491110-74	06/89	364.916	364.916	364.916	364.916	364.916
Special services and fees.....		491110-75	06/89	385.364	385.364	385.364	385.364	385.364
Shipping services (competitive services).....		491110-8	12/12	188.903	188.903	188.903	188.903	190.110
Domestic priority mail.....		491110-81	06/89	443.121	443.121	443.121	443.121	433.908
Other shipping services and shipping special services & fees.....		491110-82	12/12	214.572	214.572	214.572	214.572	220.108
Couriers and messengers.....	492		12/03	323.443	327.507	331.971	345.289	342.883
Couriers and express delivery services.....	4921		12/03	336.113	340.561	345.446	360.023	357.390
Couriers and express delivery services.....	49211		12/03	336.130	340.578	345.464	360.041	357.408
Couriers and express delivery services.....	492110		12/03	336.085	340.532	345.417	359.992	357.360
Primary services.....		492110-P	12/03	337.268	341.733	346.637	361.268	358.625
Standard courier services.....		492110-1	12/92	498.223	505.158	512.029	531.085	527.169
Expedited courier services.....		492110-2	12/87	503.383	509.430	517.426	543.890	539.968
Domestic expedited courier services.....		492110-201	12/98	462.146	470.599	480.499	501.858	496.018
International expedited courier services.....		492110-202	12/98	386.980	386.090	387.350	413.303	414.563
Local messengers and local delivery.....	4922		12/03	165.956	165.956	165.956	165.956	165.956
Local messengers and local delivery.....	49221		12/03	165.616	165.616	165.616	165.616	165.616
Local messengers and local delivery.....	492210		12/03	165.587	165.587	165.587	165.587	165.587
Primary services.....		492210-P	12/92	213.628	213.628	213.628	213.628	213.628
Local messengers and local delivery services.....		492210-1	12/92	213.628	213.628	213.628	213.628	213.628
Warehousing and storage.....	493		12/06	151.111	151.377	151.593	156.773	159.278
Warehousing and storage.....	4931		12/06	151.060	151.326	151.542	156.720	159.224
General warehousing and storage.....	49311		12/03	157.768	158.194	158.589	164.375	166.858
General warehousing and storage.....	493110		12/03	157.863	158.289	158.685	164.474	166.958
Primary services.....		493110-P	06/93	172.872	173.339	173.771	180.111	182.832
General warehousing and storage services.....		493110-1	06/93	172.872	173.339	173.771	180.111	182.832
Refrigerated warehousing and storage.....	49312		12/03	152.549	152.147	151.589	155.758	159.275
Refrigerated warehousing and storage.....	493120		12/91	167.644	167.203	166.590	171.171	175.036
Primary services.....		493120-P	12/91	167.935	167.493	166.878	171.468	175.339
Warehousing and storage of refrigerated goods.....		493120-2	12/91	168.127	167.684	167.069	171.663	175.539
Farm product warehousing and storage.....	49313		12/03	147.730	147.730	147.730	147.730	147.730
Farm product warehousing and storage.....	493130		12/92	171.765	171.765	171.765	171.765	171.765
Primary services.....		493130-P	12/92	170.683	170.683	170.683	170.683	170.683
Farm product warehousing and storage services.....		493130-1	12/92	170.683	170.683	170.683	170.683	170.683
Publishing industries.....	513		12/22	112.630	112.463	111.981	112.917	113.302
Newspaper, book, and directory publishers.....	5131		12/22	107.405	106.561	106.556	109.164	109.550
Newspaper publishers.....	51311		12/22	101.271	101.428	101.653	106.753	106.698

See footnotes at end of table.

Table 11. Producer price indexes for net output of selected industries and their products, not seasonally adjusted — Continued
 [February 2025]

Title ¹	Industry code	Product code	Index base	Unadjusted index ²				
				Oct. 2024	Nov. 2024 ^P	Dec. 2024 ^P	Jan. 2025 ^P	Feb. 2025 ^P
Newspaper publishers.....	513110		12/22	101.271	101.428	101.653	106.753	106.698
Primary services.....		513110-P	12/22	101.271	101.428	101.653	106.753	106.698
Newspaper publishing.....		513110-1	12/22	101.271	101.428	101.653	106.753	106.698
Newspaper publishing from print publishers.....		513110-11	12/79	610.721	611.671	613.029	643.782	643.449
Newspaper advertising sales.....		513110-111	09/15	79.512	79.981	80.657	80.503	80.357
Newspaper advertising sales, print only.....		513110-1111	09/15	75.245	75.796	76.591	76.409	76.238
Newspaper advertising sales, digital only and print and digital bundled.....		513110-1112	09/15	104.357	104.357	104.357	104.357	104.357
Newspaper subscription and single copy sales.....		513110-112	09/15	192.948	192.933	192.906	206.419	206.407
Newspaper subscriptions, print only.....		513110-1121	09/15	190.265	190.265	190.265	204.871	204.871
Newspaper subscriptions, online only and print and online bundled.....		513110-1122	09/15	222.335	222.134	221.788	221.839	221.684
Periodical publishers.....	51312		12/22	106.530	102.420	102.288	103.485	103.848
Periodical publishers.....	513120		12/22	106.498	102.429	102.298	103.503	103.862
Primary services.....		513120-P	12/22	103.303	103.324	103.324	105.232	105.266
Periodical publishing.....		513120-1	12/22	103.303	103.324	103.324	105.232	105.266
Periodical publishing from print publishers.....		513120-11	12/79	463.786	463.878	463.878	472.445	472.596
Periodicals, advertising sales.....		513120-111	12/14	109.792	109.830	109.830	113.529	113.529
Periodicals, subscriptions and single copy sales.....		513120-112	12/14	104.511	104.511	104.511	104.323	104.402
Specialized business and professional periodicals, subscriptions and single copy sales.....		513120-1121	12/79	589.280	589.280	589.280	583.429	585.904
General and consumer periodicals, subscriptions and single copy sales.....		513120-1122	12/06	100.399	100.399	100.399	100.399	100.399
Book publishers.....	51313		12/22	111.966	112.268	111.854	114.260	113.972
Book publishers.....	513130		12/22	111.875	112.175	111.764	114.150	113.862
Primary services.....		513130-P	12/22	113.360	113.696	113.239	115.919	115.627
Book publishing from print publishers.....		513130-1	12/80	596.760	598.533	596.123	610.235	608.696
Print book publishing.....		513130-101	09/15	144.546	144.975	144.391	147.810	147.437
General adult and juvenile book publishing.....		513130-1011	06/09	113.764	114.781	112.736	115.373	113.283
General adult book publishing.....		513130-10111	06/09	116.528	117.233	115.014	118.594	114.408
Juvenile book publishing.....		513130-10112	06/09	103.920	105.180	103.435	104.978	105.085
Textbook publishing, including teachers' editions and workbooks.....		513130-1012	12/80	1,011.055	1,021.247	1,020.154	1,018.297	1,018.297
College textbook publishing.....		513130-10121	12/80	951.309	990.359	986.171	979.055	979.055
Elementary and high school textbook publishing.....		513130-10122	12/02	235.015	235.015	235.015	235.015	235.015
Technical, scientific, and professional book publishing.....		513130-1013	12/80	1,031.923	1,031.923	1,033.294	1,087.565	1,087.565
General reference book publishing.....		513130-1014	12/80	243.910	240.246	243.620	242.128	247.024
Religious book publishing.....		513130-1015	12/80	265.064	260.798	259.544	260.616	267.164
Directory and mailing list publishers.....	51314		12/22	113.350	113.133	113.961	114.729	118.230
Directory and mailing list publishers.....	513140		12/22	113.357	113.139	113.969	114.737	118.246
Primary services.....		513140-P	12/22	113.506	113.278	114.148	114.953	118.630
Directory and mailing list publishing.....		513140-1	12/22	113.506	113.278	114.148	114.953	118.630
Directory and mailing list publishing from print publishers.....		513140-11	12/03	137.014	137.463	142.193	142.474	139.159
Directory and mailing list publishing from print - ad sales incl. phone directory listings.....		513140-111	09/84	294.278	306.925	313.865	313.914	313.914
Directory and mailing list publishing from print - subscription, content, and licensing sales.....		513140-112	01/08	165.844	162.263	169.125	169.660	163.136
Directory and mailing list publishing from Internet publishers.....		513140-12	12/22	114.043	113.643	113.643	114.617	120.151
Other publishers.....	51319		12/22	102.122	102.099	102.154	103.180	103.180
Greeting card publishers.....	513191		12/22	100.633	100.576	100.648	101.756	101.756
Primary services.....		513191-P	12/22	100.572	100.510	100.588	101.784	101.784
Greeting card publishing.....		513191-1	12/22	100.572	100.510	100.588	101.784	101.784
Greeting card publishing from print publishers.....		513191-101	12/85	243.913	243.762	243.951	246.851	246.851
All other publishers.....	513199		12/22	106.793	106.880	106.880	107.640	107.640
Primary services.....		513199-P	12/22	105.564	105.667	105.667	105.952	105.952
All other publishing including yearbooks, art prints, patterns, and trading cards.....		513199-1	12/22	105.564	105.667	105.667	105.952	105.952
All other publishing including yearbooks, art prints, patterns, and trading cards, from print.....		513199-11	12/03	132.217	132.347	132.347	132.704	132.704
Software publishers.....	5132		12/03	106.916	107.253	106.458	106.073	106.425
Software publishers.....	51321		12/03	106.916	107.253	106.458	106.073	106.425
Software publishers.....	513210		12/97	101.060	101.378	100.629	100.266	100.598
Primary services.....		513210-P	12/97	105.417	105.782	104.838	104.315	104.744
Software publishing, except games.....		513210-5	06/06	114.780	115.077	113.942	113.331	113.873
System & application software publishing, excluding maintenance, tech support & games.....		513210-505	05/22	112.239	112.510	111.257	110.324	110.926
System software publishing.....		513210-50501	05/22	121.276	120.644	120.416	116.368	116.325
Application software publishing.....		513210-50502	12/97	111.122	112.562	109.895	112.826	114.300
Desktop and portable device application software publishing.....		513210-505021	06/06	103.547	103.630	103.610	103.573	107.103
Other application software publishing.....		513210-505022	06/06	126.500	129.069	124.210	129.593	129.677

See footnotes at end of table.

Table 11. Producer price indexes for net output of selected industries and their products, not seasonally adjusted — Continued
[February 2025]

Title ¹	Industry code	Product code	Index base	Unadjusted index ²				
				Oct. 2024	Nov. 2024 ^P	Dec. 2024 ^P	Jan. 2025 ^P	Feb. 2025 ^P
Software publishers - Continued								
Software maintenance, technical support, and other services related to software publishing.....		513210-506	12/97	230.993	231.909	231.966	236.191	236.123
Game software publishing.....		513210-7	12/13	100.132	101.640	101.978	101.978	101.513
Other receipts.....		513210-SM	12/97	65.520	65.520	66.042	66.705	-
Broadcasting, except Internet.....	516		12/03	116.659	113.771	111.939	106.299	102.362
Radio and television broadcasting.....	5161		06/01	115.983	104.560	97.927	89.043	84.941
Radio broadcasting.....	51611		12/03	91.114	95.788	93.779	82.113	86.875
Radio broadcasting stations.....	516110		06/88	164.581	173.027	169.398	148.318	156.922
Primary services.....		516110-P	06/88	164.830	173.460	169.746	148.205	156.947
Radio station services.....		516110-1	06/88	174.704	183.852	179.915	157.083	166.349
Radio station advertising sales.....		516110-101	06/88	165.005	175.496	170.981	144.798	155.424
Radio station advertising sales, local.....		516110-10101	12/95	118.710	126.251	123.481	105.915	118.588
Radio station advertising sales, national and regional.....		516110-10102	12/95	122.898	130.726	126.263	103.835	100.169
Other radio station services.....		516110-102	12/03	141.978	141.978	141.978	141.978	141.978
Other receipts.....		516110-SM	12/03	137.010	136.653	137.038	137.902	139.697
Television broadcasting.....	51612		12/03	115.481	99.842	92.212	84.721	78.132
Television broadcasting stations.....	516120		06/01	116.357	100.593	92.902	85.348	78.705
Primary services.....		516120-P	06/01	92.604	80.786	75.023	69.237	64.168
Television station advertising sales.....		516120-3	06/08	103.508	83.526	73.782	63.999	55.428
Other television station broadcasting services.....		516120-4	06/08	117.939	117.939	117.939	117.939	117.939
Other receipts.....		516120-SM	06/01	210.457	197.346	190.786	192.179	192.175
Cable and other subscription programming.....	5162		12/03	120.170	122.357	123.373	119.521	115.569
Cable and other subscription programming.....	51621		12/03	122.239	124.464	125.498	121.579	117.559
Media streaming dist svcs, social networks, and other media networks and content providers.....	516210		12/03	120.264	122.453	123.470	119.615	115.659
Primary services.....		516210-P	12/03	125.243	127.522	128.581	124.566	120.447
Cable networks.....		516210-1	12/03	110.059	113.338	114.095	116.977	107.080
Cable network advertising services.....		516210-11	06/93	127.902	132.452	133.501	137.376	123.644
Cable network programming services.....		516210-12	06/93	304.641	304.641	304.641	306.166	306.166
Radio network and national syndication services.....		516210-3	12/95	104.240	104.479	107.976	78.749	95.863
Telecommunications.....	517		12/03	112.579	112.888	112.852	113.956	114.660
Wired and wireless telecommunications carriers.....	5173		12/17	115.361	115.682	115.645	116.783	117.508
Wired and wireless telecommunications carriers.....	51731		12/17	115.361	115.682	115.645	116.783	117.508
Wired telecommunications carriers.....	517311		12/03	143.976	145.033	144.960	147.309	148.811
Primary products.....		517311-P	12/03	143.779	144.834	144.761	147.107	148.607
Local telephone service, except private lines.....		517311-1	12/03	155.862	155.990	155.552	156.055	156.842
Residence local telephone service.....		517311-111	12/03	173.903	173.904	173.902	173.896	173.948
Business and other local telephone service.....		517311-112	12/03	132.526	132.871	131.691	133.061	135.105
Public switched toll service.....		517311-2	12/03	141.528	141.744	142.061	141.826	141.796
Residence switched toll service.....		517311-21	12/03	220.938	220.935	220.935	220.860	220.927
Business switched toll and other toll service.....		517311-22	12/03	67.086	67.291	67.590	67.391	67.342
Private line telephone service.....		517311-3	12/03	113.114	113.925	114.687	116.501	122.485
All-distance telephone service.....		517311-4	12/11	153.163	153.522	154.087	156.637	157.432
Residential all-distance telephone service.....		517311-401	12/11	168.123	169.115	171.197	173.688	173.820
Business all-distance telephone service.....		517311-402	12/11	140.271	140.086	139.348	141.947	143.313
Video programming distribution.....		517311-5	12/03	199.055	200.438	199.661	202.685	203.640
Video programming subscriber services.....		517311-501	06/93	283.361	285.480	284.290	288.924	290.389
Advertising services.....		517311-502	06/93	140.295	140.295	140.295	140.295	140.295
Internet access services.....		517311-6	06/04	62.205	62.427	63.310	63.518	64.014
Residential Internet access services.....		517311-601	12/11	91.798	92.179	93.715	93.976	94.885
Business Internet access services.....		517311-602	12/11	101.979	102.200	102.998	103.468	103.790
Bundled access services.....		517311-7	12/11	134.877	136.475	135.682	139.606	141.243
Other wired telecommunications services.....		517311-9	12/03	109.660	109.785	109.555	109.658	109.191
Wireless telecommunications carriers.....	517312		06/99	45.252	45.063	45.061	45.061	45.059
Primary services.....		517312-P	06/99	44.724	44.538	44.536	44.536	44.534
Wireless telecommunications services.....		517312-1	06/99	44.724	44.538	44.536	44.536	44.534
Data processing and related services.....	5182		12/03	115.901	115.670	115.622	117.034	115.822
Data processing and related services.....	51821		12/03	115.901	115.670	115.622	117.034	115.822
Data processing, hosting and related services.....	518210		12/00	119.637	119.398	119.349	120.806	119.556
Primary services.....		518210-P	12/00	113.392	113.121	113.066	114.717	113.300
Business process management services.....		518210-1	12/00	104.995	104.995	104.995	105.063	105.063
Data management, information transformation, and related services.....		518210-4	12/00	105.651	105.669	105.669	105.669	105.669

See footnotes at end of table.

Table 11. Producer price indexes for net output of selected industries and their products, not seasonally adjusted — Continued
[February 2025]

Title ¹	Industry code	Product code	Index base	Unadjusted index ²				
				Oct. 2024	Nov. 2024 ^P	Dec. 2024 ^P	Jan. 2025 ^P	Feb. 2025 ^P
Data processing, hosting and related services - Continued								
Hosting, ASP, and other IT infrastructure provisioning services.....		518210-5	12/06	116.155	115.662	115.562	118.497	115.951
Other receipts.....		518210-SM	12/00	138.116	138.116	138.116	138.116	138.116
Depository credit intermediation.....	5221		12/03	141.049	141.680	139.142	139.723	137.770
Commercial banking.....	52211		12/03	144.489	145.050	142.281	143.106	140.913
Commercial banking.....	522110		12/03	144.489	145.050	142.281	143.106	140.913
Primary services.....		522110-P	12/03	144.489	145.050	142.281	143.106	140.913
Loan services.....		522110-1	12/03	212.216	211.670	199.442	200.258	193.613
Residential real estate loans, except home equity.....		522110-101	12/03	92.896	92.871	80.944	85.051	85.313
Nonresidential real estate loans.....		522110-102	12/03	492.425	497.625	450.082	465.491	450.084
Home equity loans.....		522110-103	12/03	216.819	209.960	191.751	197.503	177.164
Commercial, industrial, and agricultural loans, except real estate.....		522110-105	12/03	213.071	208.264	213.961	199.338	189.489
New and used auto and truck loans.....		522110-106	12/03	82.356	88.300	82.894	89.334	91.397
Credit cards, overdraft credit, and related plans.....		522110-107	12/03	184.424	184.815	179.321	182.611	183.924
Other loan services.....		522110-108	12/03	112.668	113.662	109.145	112.418	112.867
Deposit services.....		522110-2	12/03	85.262	86.242	90.641	91.487	92.535
Demand deposits.....		522110-201	12/11	137.270	137.166	143.679	146.571	146.538
Time and other deposits.....		522110-202	12/11	171.251	175.419	185.001	184.695	189.051
Trust services.....		522110-3	12/03	98.887	106.362	106.405	106.352	108.600
Other banking services.....		522110-4	12/03	95.328	95.228	95.228	95.489	95.006
Savings institutions.....	52218		12/03	110.867	112.697	113.367	110.205	111.684
Savings institutions and other depository credit intermediation.....	522180		12/03	110.868	112.698	113.368	110.206	111.685
Primary services.....		522180-P	12/03	111.047	112.879	113.550	110.383	111.865
Loan services.....		522180-1	12/03	132.196	134.740	134.112	128.581	129.623
Residential real estate loans, except home equity.....		522180-101	12/03	92.994	90.812	89.714	87.115	81.845
Nonresidential real estate loans.....		522180-102	12/03	225.517	233.908	238.032	210.602	214.764
Home equity loans.....		522180-103	12/03	364.794	354.670	341.992	335.588	335.394
Commercial, industrial, and agricultural loans, except real estate.....		522180-105	12/03	307.261	315.464	313.177	296.578	306.105
New and used auto and truck loans.....		522180-106	12/03	123.100	126.611	125.169	121.449	128.486
Credit cards, overdraft credit, and related plans.....		522180-109	12/11	176.713	180.166	176.764	181.523	180.425
Other loan services.....		522180-111	12/03	100.329	105.983	106.065	109.720	113.284
Deposit services.....		522180-2	12/03	88.251	89.109	92.487	93.177	95.863
Demand deposits.....		522180-201	12/11	159.229	158.619	156.361	155.756	159.141
Time and other deposits.....		522180-202	12/11	96.434	98.066	104.450	105.801	109.206
Trusts and other banking services.....		522180-3	12/03	197.548	197.548	197.548	199.072	199.072
Security, commodity contracts and like activity.....	523		12/03	287.812	287.020	290.690	289.338	289.587
Securities and commodity contracts intermediation and brokerage.....	5231		06/00	221.412	222.013	223.343	219.584	218.748
Investment banking and securities intermediation.....	52315		12/22	116.931	117.248	117.950	115.965	115.524
Investment banking and securities intermediation.....	523150		12/22	116.931	117.248	117.950	115.965	115.524
Primary services.....		523150-P	12/22	116.931	117.248	117.950	115.965	115.524
Securities brokerage.....		523150-1	12/03	136.320	135.120	135.253	132.852	132.959
Brokerage services.....		523150-101	06/00	57.273	57.381	57.378	57.379	57.379
Brokerage services, equities and ETFs.....		523150-1011	06/00	51.407	51.579	51.572	51.573	51.573
Brokerage services, all other securities.....		523150-1012	06/00	74.534	74.532	74.537	74.537	74.537
Other securities related services including margin lending and mutual fund sales.....		523150-102	06/00	203.205	200.126	200.448	194.741	194.993
Investment banking and securities dealing.....		523150-2	12/03	469.416	474.849	479.483	471.745	468.315
Dealer transactions.....		523150-201	06/00	121.065	135.560	132.660	132.624	128.352
Dealer transactions, equity securities.....		523150-2011	06/05	146.730	174.543	168.955	168.897	162.439
Dealer transactions, debt securities and all other trading.....		523150-2012	06/00	123.310	123.718	123.670	123.653	121.098
Dealer transactions, Treasury securities.....		523150-20121	12/13	—	—	—	—	84.704
Dealer transactions, all other trading.....		523150-20122	12/13	—	—	—	—	87.181
Investment banking services.....		523150-202	06/00	308.967	308.670	322.384	333.866	333.866
Other securities dealing services.....		523150-203	12/03	2,290.475	2,176.576	2,188.369	2,030.294	2,042.601
Portfolio management and investment advice.....	52394		12/22	124.774	123.914	126.142	126.716	127.263
Portfolio management and investment advice.....	523940		12/22	124.774	123.914	126.142	126.716	127.263
Primary services.....		523940-P	12/22	124.774	123.914	126.142	126.716	127.263
Portfolio management.....		523940-1	06/02	371.481	368.936	375.641	377.412	379.146
Mutual fund and exchange traded fund management.....		523940-11	06/02	400.299	396.377	414.802	408.886	410.331
Management of equity funds.....		523940-1101	01/17	191.761	189.250	202.736	198.579	199.648
Management of bond funds.....		523940-1102	01/17	110.837	109.860	110.417	108.479	108.515
Management of other funds.....		523940-1103	01/17	120.651	120.684	120.882	122.150	122.151
Private portfolio management.....		523940-12	06/02	352.992	351.110	352.387	357.629	359.469
Management of equity private portfolios.....		523940-1201	01/17	196.476	195.049	195.543	199.820	201.323
Management of bond private portfolios.....		523940-1202	01/17	112.826	112.647	112.728	112.631	112.631

See footnotes at end of table.

Table 11. Producer price indexes for net output of selected industries and their products, not seasonally adjusted — Continued
[February 2025]

Title ¹	Industry code	Product code	Index base	Unadjusted index ²				
				Oct. 2024	Nov. 2024 ^P	Dec. 2024 ^P	Jan. 2025 ^P	Feb. 2025 ^P
Portfolio management and investment advice - Continued								
Management of other private portfolios.....		523940-1203	01/17	134.650	134.401	135.711	136.287	136.454
Investment advice.....		523940-2	06/02	273.696	271.741	276.321	277.309	278.036
Investment advisory services.....		523940-21	06/02	273.696	271.741	276.321	277.309	278.036
Insurance carriers and related activities.....	524		12/03	159.741	159.817	159.774	160.724	161.043
Insurance carriers.....	5241		12/03	160.673	160.753	160.706	161.708	162.042
Direct life/health/medical insurance carriers.....	52411		12/03	160.658	160.676	160.664	162.067	162.096
Direct life insurance carriers.....	524113		12/98	117.246	117.379	117.395	117.364	117.361
Primary services.....		524113-P	12/98	117.033	117.166	117.182	117.151	117.148
Life insurance policies.....		524113-1	12/98	111.109	111.139	111.150	111.124	111.120
Individual life insurance policies.....		524113-101	12/98	119.364	119.405	119.420	119.406	119.401
Term life insurance policies.....		524113-10101	12/98	109.197	109.195	109.195	109.200	109.201
Whole life insurance policies.....		524113-10102	12/98	130.914	131.059	131.059	131.059	131.059
Universal life insurance policies.....		524113-10103	12/98	111.768	111.785	111.788	111.787	111.763
Variable-universal and other individual life insurance policies.....		524113-10105	12/17	101.180	101.132	101.180	101.132	101.132
Group life insurance policies.....		524113-102	12/98	90.517	90.517	90.517	90.452	90.452
Annuities.....		524113-2	12/98	157.299	158.944	159.037	159.029	159.024
Variable deferred annuities.....		524113-201	12/98	188.790	189.071	189.071	189.071	189.071
Fixed-rate deferred annuities.....		524113-202	12/98	129.910	133.095	133.095	133.095	133.084
Immediate annuities.....		524113-203	12/98	126.114	127.678	128.630	128.544	128.544
Disability insurance policies.....		524113-3	06/06	102.154	102.154	102.154	102.095	102.095
Direct health and medical insurance carriers.....	524114		12/02	209.886	209.828	209.794	212.344	212.399
Primary services.....		524114-P	12/02	213.248	213.189	213.155	215.746	215.801
Medical service plans.....		524114-1	12/02	222.947	222.885	222.849	225.562	225.621
Comprehensive medical service plans.....		524114-101	12/02	235.525	235.384	235.303	239.186	239.310
Group managed care medical service plans.....		524114-10101	12/02	231.197	230.899	230.728	235.178	235.427
Group fee-for-service medical service plans.....		524114-10102	12/02	222.309	222.309	222.309	222.309	222.309
Individual comprehensive medical service plans.....		524114-10103	12/02	354.188	354.188	354.188	360.758	360.781
Non-comprehensive medical service plans.....		524114-103	06/07	134.689	134.690	134.690	135.818	135.822
Dental service plans.....		524114-10301	12/02	140.670	140.674	140.674	141.248	141.287
Supplemental Medicare service plans.....		524114-10302	12/02	170.436	170.436	170.436	174.546	174.546
Other medical service plans.....		524114-10303	12/02	177.576	177.576	177.576	177.576	177.576
Indemnity health insurance plans.....		524114-2	12/02	114.262	114.262	114.262	114.259	114.259
Other direct insurance carriers.....	52412		12/98	189.190	189.430	189.294	189.541	190.660
Direct property and casualty insurers.....	524126		06/98	189.329	189.569	189.433	189.681	190.800
Primary services.....		524126-P	06/98	189.490	189.730	189.594	189.842	190.962
Private passenger auto insurance.....		524126-1	06/98	235.756	236.222	235.842	236.001	238.743
Homeowner's insurance.....		524126-2	06/98	269.611	269.788	269.954	270.031	270.549
Commercial auto insurance.....		524126-3	06/98	137.980	138.405	138.405	140.476	-
Non-auto liability insurance.....		524126-4	06/98	140.537	140.537	140.537	142.189	142.239
Medical malpractice insurance.....		524126-402	06/98	111.674	111.674	111.674	113.042	-
Product and other non-auto liability insurance.....		524126-403	06/98	146.087	146.087	146.087	147.795	147.853
Commercial multiple peril insurance.....		524126-5	06/98	174.476	174.476	174.476	174.476	-
Worker's compensation insurance.....		524126-6	06/98	86.499	86.606	86.549	86.071	85.982
Other property and casualty insurance.....		524126-7	12/03	124.036	124.036	123.985	123.157	123.275
Insurance agencies and brokerages.....	52421		12/03	116.637	116.637	116.679	116.556	116.556
Insurance agencies and brokerages.....	524210		12/02	120.761	120.761	120.805	120.677	120.677
Primary services.....		524210-P	12/02	121.701	121.701	121.747	121.612	121.612
Sale of property and casualty insurance.....		524210-1	12/02	123.389	123.389	123.461	123.539	123.539
Sale of personal property and casualty insurance.....		524210-101	06/09	123.196	123.196	123.333	123.333	123.333
Sale of private passenger auto insurance.....		524210-10101	12/02	129.820	129.820	130.032	130.032	130.032
Sale of homeowner's insurance.....		524210-10102	12/02	127.336	127.336	127.336	127.336	127.336
Sale of other personal property and casualty insurance.....		524210-10103	06/09	103.274	103.274	103.274	103.274	103.274
Sale of commercial property and casualty insurance.....		524210-102	12/02	120.678	120.678	120.678	120.839	120.839
Sale of life insurance and annuities.....		524210-2	12/02	111.226	111.226	111.226	111.615	111.615
Sale of health and medical insurance.....		524210-3	12/02	135.689	135.689	135.689	136.159	136.159
Sale of other insurance.....		524210-4	12/02	103.246	103.246	103.246	100.406	100.406
Lessors of nonresidential buildings (except miniwarehouses).....	53112		12/03	145.338	141.937	146.205	146.273	140.131
Lessors of nonresidential buildings.....	531120		12/95	170.034	166.055	171.049	171.128	163.942
Primary services.....		531120-P	12/95	165.230	161.363	166.215	166.293	159.310
Leasing of shopping centers and retail stores.....		531120-1	12/95	149.067	143.740	153.929	155.415	144.647
Leasing of professional and office buildings.....		531120-2	12/95	170.508	169.032	171.095	169.989	166.996
Leasing of manufacturing and industrial buildings.....		531120-3	12/95	151.435	151.592	152.173	152.956	152.849
Leasing of other nonresidential buildings and facilities.....		531120-7	12/02	187.196	179.148	177.370	175.630	165.756

See footnotes at end of table.

Table 11. Producer price indexes for net output of selected industries and their products, not seasonally adjusted — Continued
 [February 2025]

Title ¹	Industry code	Product code	Index base	Unadjusted index ²				
				Oct. 2024	Nov. 2024 ^P	Dec. 2024 ^P	Jan. 2025 ^P	Feb. 2025 ^P
Lessors of miniwarehouse and self storage units.....	53113		12/03	187.013	187.514	184.259	184.242	184.188
Miniwarehouse and self-storage unit operators.....	531130		12/03	187.002	187.503	184.248	184.231	184.177
Primary services.....		531130-P	06/93	284.292	285.053	280.106	280.079	279.997
Miniwarehouse and self-storage unit operation.....		531130-1	06/93	284.292	285.053	280.106	280.079	279.997
Offices of real estate agents and brokers.....	5312		12/03	196.555	196.377	196.420	196.254	196.133
Offices of real estate agents and brokers.....	53121		12/03	196.555	196.377	196.420	196.254	196.133
Offices of real estate agents and brokers.....	531210		12/03	196.428	196.250	196.293	196.127	196.006
Primary services.....		531210-P	12/03	196.452	196.274	196.317	196.151	196.030
Real estate brokerage, residential property sales and leases.....		531210-1	12/95	277.806	277.531	277.373	277.196	276.984
Real estate brokerage, nonresidential property sales and leases including land sales and leases.....		531210-6	12/06	138.959	138.889	139.435	139.181	139.193
Real estate brokerage, nonresidential property sales including land sales.....		531210-601	12/09	152.433	152.303	153.224	152.766	152.778
Real estate brokerage, nonresidential property leases including land leases.....		531210-602	12/09	131.857	131.880	131.860	131.918	131.933
Real estate property managers.....	53131		12/03	134.835	133.453	133.247	134.067	133.789
Residential property managers.....	531311		12/03	147.074	145.448	145.573	146.050	145.789
Primary services.....		531311-P	12/03	149.239	147.589	147.717	148.200	147.936
Residential property management services.....		531311-1	12/95	155.893	154.169	154.302	154.807	154.531
Nonresidential property managers.....	531312		12/03	114.984	113.963	113.324	114.576	114.282
Primary services.....		531312-P	12/03	114.984	113.963	113.324	114.576	114.282
Nonresidential property management services.....		531312-1	12/95	127.667	126.534	125.824	127.214	126.887
Offices of real estate appraisers.....	531320		12/03	113.850	113.821	113.821	115.188	114.915
Primary services.....		531320-P	12/03	115.627	115.598	115.598	116.986	116.709
Real estate appraisal services.....		531320-1	12/95	123.586	123.555	123.555	125.039	124.742
Automotive equipment rental and leasing.....	5321		06/01	155.560	149.357	151.906	148.598	147.822
Passenger car rental and leasing.....	53211		12/03	139.315	131.086	134.618	129.523	127.991
Passenger car rental.....	532111		12/91	204.482	192.405	197.589	190.111	187.862
Primary services.....		532111-P	12/91	203.435	191.420	196.578	189.138	186.901
Standard passenger car rental.....		532111-2	12/91	187.999	173.244	179.531	169.301	165.989
Passenger car rental for business travel.....		532111-211	12/98	98.057	96.446	98.412	96.177	89.216
Passenger car rental for leisure travel.....		532111-221	12/98	186.903	168.048	175.202	162.897	163.207
Replacement passenger car rental.....		532111-3	12/91	290.305	288.562	289.507	293.046	295.103
Truck, utility trailer and RV rental and leasing.....	53212		12/03	146.001	145.545	145.430	146.603	147.554
Truck, utility trailer, and RV rental and leasing.....	532120		06/91	167.586	167.062	166.930	168.276	169.366
Primary services.....		532120-P	06/91	164.744	164.222	164.108	165.582	166.781
Rental of trucks, truck trailers, RVs.....		532120-1	06/91	165.690	166.574	166.075	167.812	167.831
Leasing of trucks, truck trailers, and RVs.....		532120-4	06/91	155.380	154.104	154.210	155.459	157.250
Other receipts.....		532120-SM	06/91	177.622	177.125	176.850	176.890	176.890
Other heavy machinery rental and leasing.....	532412		12/03	139.987	140.072	139.662	139.562	139.525
Primary services.....		532412-P	12/03	121.880	121.971	121.534	121.427	121.385
Construction equipment rental and leasing.....		532412-1	12/03	132.507	132.646	131.977	131.813	131.750
Oilfield and well drilling equipment rental and leasing.....		532412-2	12/03	99.554	99.554	99.554	99.554	99.554
Other receipts.....		532412-SM	12/03	217.319	217.319	217.319	217.319	-
Legal services.....	5411		12/96	295.582	294.924	296.175	307.140	310.094
Offices of lawyers.....	54111		12/96	295.582	294.924	296.175	307.140	310.094
Offices of lawyers.....	541110		12/96	295.582	294.924	296.175	307.140	310.094
Primary services.....		541110-P	12/96	294.676	294.021	295.268	306.200	309.145
Labor and employment legal services.....		541110-A	12/14	135.340	134.187	134.001	138.811	139.913
Other legal services.....		541110-C	12/14	122.850	122.850	122.850	123.535	123.535
Real estate legal services.....		541110-2	12/96	269.834	271.669	272.530	288.985	288.694
Civil negligence legal services.....		541110-3	12/96	223.845	224.091	224.315	232.442	233.368
Defendant representation.....		541110-301	12/96	285.164	285.361	285.492	289.768	291.510
Plaintiff representation.....		541110-302	12/96	154.562	154.820	155.093	165.315	165.529
Wills, estate planning, and probate.....		541110-6	12/96	261.269	261.269	261.269	264.501	264.501
Business and commercial legal services.....		541110-9	12/14	176.953	176.068	177.419	185.277	188.434
Tax legal services.....		541110-901	12/14	190.057	189.780	189.721	209.107	209.463
Intellectual property legal services.....		541110-902	12/14	159.123	155.318	159.897	170.288	174.327
Bankruptcy and other business and commercial legal services.....		541110-903	12/14	179.850	179.566	180.294	186.950	190.067
Offices of certified public accountants.....	541211		12/03	144.358	143.160	145.331	146.749	147.479
Primary services.....		541211-P	12/03	148.238	146.250	148.759	150.218	151.021
Other accounting services.....		541211-A	12/08	118.352	118.757	121.812	125.191	126.389
Financial auditing.....		541211-4	06/95	186.035	186.153	186.436	186.024	187.349
Tax preparation and planning.....		541211-5	06/95	188.228	180.369	186.852	189.645	189.878
Bookkeeping and compilation.....		541211-9	12/08	152.491	153.682	154.426	157.564	158.486

See footnotes at end of table.

Table 11. Producer price indexes for net output of selected industries and their products, not seasonally adjusted — Continued
 [February 2025]

Title ¹	Industry code	Product code	Index base	Unadjusted index ²				
				Oct. 2024	Nov. 2024 ^P	Dec. 2024 ^P	Jan. 2025 ^P	Feb. 2025 ^P
Other accounting services.....	541219		12/03	165.579	165.167	168.262	167.262	167.262
Primary services.....		541219-P	12/03	165.747	165.335	168.434	167.433	167.433
Other accounting services (non-CPA firms).....		541219-1	12/03	165.747	165.335	168.434	167.433	167.433
Architectural, engineering and related services.....	5413		12/96	193.284	193.320	193.316	195.627	195.943
Architectural services.....	54131		12/03	128.729	128.908	128.908	129.270	129.270
Architectural services.....	541310		12/96	155.442	155.658	155.658	156.095	156.095
Primary services.....		541310-P	12/96	159.319	159.565	159.565	160.064	160.064
Residential building projects.....		541310-1	12/96	178.791	179.899	179.899	179.899	179.899
Nonresidential building projects.....		541310-7	12/10	116.409	116.443	116.443	116.878	116.878
Commercial and industrial building projects.....		541310-71	09/19	107.118	107.199	107.199	107.497	107.497
Institutional building projects.....		541310-72	09/19	111.407	111.407	111.407	111.958	111.958
Other architectural services, incl. historic restoration & architectural consulting services.....		541310-8	12/10	146.316	146.316	146.316	147.462	147.462
Engineering services.....	54133		12/03	159.058	159.058	159.054	161.186	161.488
Engineering services.....	541330		12/96	200.801	200.802	200.797	203.491	203.872
Primary services.....		541330-P	12/96	203.036	203.049	203.053	206.027	206.450
Building related engineering projects.....		541330-1	12/96	180.174	180.184	180.186	182.328	182.531
Residential building engineering projects.....		541330-101	12/09	109.046	109.083	109.083	109.083	109.277
Commercial, public, and institutional building engineering projects.....		541330-102	12/09	135.609	135.618	135.621	136.635	137.049
Industrial and manufacturing plant and process engineering projects.....		541330-103	12/09	127.523	127.523	127.523	129.605	129.605
Non-building related engineering projects.....		541330-2	12/96	217.309	217.324	217.329	220.891	221.474
Transportation engineering projects.....		541330-201	12/09	138.875	138.909	138.921	138.718	138.945
Highway and roadway engineering projects.....		541330-20101	12/09	133.480	133.511	133.523	133.390	133.648
Other transportation engineering projects, including mass transit engineering projects.....		541330-20102	12/09	146.694	146.730	146.744	146.422	146.594
Municipal utility and power generation and distribution engineering projects.....		541330-202	12/09	148.430	148.430	148.430	151.023	151.629
All other non-building related engineering projects.....		541330-203	12/09	157.343	157.343	157.343	161.394	161.812
Other receipts.....		541330-SM	12/96	180.665	180.549	180.468	180.580	180.580
Management and technical consulting services.....	5416		06/06	131.913	134.112	133.169	133.842	134.284
Management consulting services.....	54161		06/06	131.913	134.113	133.170	133.843	134.284
Management consulting services.....	541610		06/06	133.163	135.952	134.877	135.334	135.594
Primary services.....		541610-P	06/06	134.393	137.702	136.510	136.778	136.879
Administrative and general management consulting services.....		541610-1	06/06	154.894	160.760	158.685	158.961	159.108
Marketing consulting services.....		541610-3	06/06	67.464	67.464	67.464	67.464	67.464
Process, physical distribution and logistics consulting services.....		541610-4	06/06	128.889	130.050	130.296	131.757	132.297
Human resources consulting services.....		541610-5	06/06	117.342	118.403	116.954	116.798	—
Advertising agencies.....	54181		12/03	126.007	126.096	126.150	126.231	126.426
Advertising agencies.....	541810		06/95	152.753	152.861	152.926	153.024	153.260
Primary services.....		541810-P	06/95	155.026	155.144	155.215	155.323	155.582
Advertising agency services.....		541810-4	09/21	110.621	110.705	110.756	110.833	111.017
Advertising creative services billed separately.....		541810-401	06/95	143.560	143.560	143.560	143.560	143.560
Advertising placement services, including bundled placement and creative services.....		541810-402	06/95	164.987	165.178	165.293	165.469	165.890
Other advertising services billed separately.....		541810-403	12/08	105.601	105.601	105.601	105.601	105.601
Employment services.....	5613		12/96	163.071	163.073	163.256	163.957	163.940
Employee leasing services.....	56133		12/03	134.749	134.749	134.749	134.749	134.749
Professional employer organizations.....	561330		12/03	134.749	134.749	134.749	134.749	134.749
Primary services.....		561330-P	06/94	174.302	174.302	174.302	174.302	174.302
Co-employment staffing.....		561330-1	06/94	174.302	174.302	174.302	174.302	174.302
Staffing services (except PEOs).....	56138		12/10	137.624	137.625	137.900	138.951	138.925
Staffing services (except PEOs).....	561380		12/10	137.613	137.615	137.890	138.940	138.915
Primary services.....		561380-P	12/10	138.465	138.467	138.746	139.815	139.789
Temporary help services.....		561380-1	06/94	180.898	180.689	181.192	182.600	182.779
Temporary help services, office and clerical.....		561380-101	06/94	196.762	197.274	198.531	199.358	200.094
Temporary help services, light and heavy industrial.....		561380-102	06/94	186.434	185.867	186.506	185.528	186.738
Temporary help services, technical and professional.....		561380-103	06/94	105.309	105.335	105.363	107.518	107.563
Temporary help services, medical.....		561380-104	06/94	174.901	173.339	173.739	177.239	175.280
Temporary help services, other.....		561380-105	06/94	187.598	188.017	188.848	189.124	188.291
Employment placement services.....		561380-2	12/03	147.244	148.287	149.564	147.124	146.883
Executive search services.....		561380-3	12/06	110.954	113.276	108.652	116.454	112.409
Travel agencies.....	56151		12/03	106.642	106.718	106.301	106.286	106.549
Travel agencies.....	561510		12/89	119.481	119.566	119.098	119.082	119.376
Primary services.....		561510-P	12/89	118.516	118.643	117.949	117.924	118.360
Flight bookings.....		561510-1	12/89	89.052	89.858	89.043	89.552	89.837

See footnotes at end of table.

Table 11. Producer price indexes for net output of selected industries and their products, not seasonally adjusted — Continued
[February 2025]

Title ¹	Industry code	Product code	Index base	Unadjusted index ²				
				Oct. 2024	Nov. 2024 ^P	Dec. 2024 ^P	Jan. 2025 ^P	Feb. 2025 ^P
Travel agencies - Continued								
Domestic flight bookings.....		561510-111	12/89	78.590	78.759	78.307	76.996	76.905
International flight bookings.....		561510-112	12/89	71.500	72.484	71.663	73.166	73.607
Other travel agency services, except flight bookings.....		561510-2	12/89	179.722	179.095	178.381	177.735	178.446
Hotel and car rental bookings.....		561510-211	12/89	194.072	193.970	194.085	191.403	191.299
Hotel bookings.....		561510-2111	12/11	115.035	114.973	115.043	113.466	113.395
Car rental bookings.....		561510-2112	12/11	91.426	91.805	91.464	87.262	89.344
Cruise and tour bookings.....		561510-222	06/02	111.953	110.709	109.187	109.064	110.553
Cruise bookings.....		561510-2221	12/11	117.728	115.849	113.870	113.647	115.591
Packaged tour bookings.....		561510-2222	12/11	82.951	84.177	84.475	84.738	84.415
All other travel agency services.....		561510-233	06/02	135.526	135.526	135.526	135.526	135.544
Security guards and patrol services.....	561612		12/04	174.077	173.910	174.180	175.962	177.319
Primary services.....		561612-P	12/04	173.866	173.700	173.970	175.749	177.104
Security guard services.....		561612-1	12/04	173.866	173.700	173.970	175.749	177.104
Janitorial services.....	56172		12/03	143.417	143.360	143.339	144.330	144.536
Janitorial services.....	561720		12/94	169.652	169.585	169.560	170.733	170.976
Primary services.....		561720-P	12/94	170.752	170.681	170.655	171.885	172.140
Janitorial cleaning services.....		561720-5	12/94	170.752	170.681	170.655	171.885	172.140
Nonresidential cleaning services.....		561720-51	06/03	142.229	142.165	142.142	143.252	143.252
Residential cleaning services.....		561720-52	06/03	166.937	166.937	166.937	166.937	170.164
Waste collection.....	5621		12/03	194.128	196.711	194.444	194.665	196.217
Waste collection.....	56211		12/03	194.129	196.712	194.445	194.666	196.218
Solid waste collection.....	562111		12/03	194.141	196.721	194.452	194.671	196.224
Primary services.....		562111-P	06/93	269.845	274.066	271.115	271.918	273.869
Solid waste collection services.....		562111-2	06/93	269.845	274.066	271.115	271.918	273.869
Residential solid waste collection.....		562111-21	05/18	—	—	—	—	144.758
Nonresidential solid waste collection.....		562111-22	05/18	—	—	—	—	136.438
Operation of waste transfer facilities.....		562111-23	05/18	—	—	—	—	166.704
Other receipts.....		562111-SM	12/03	—	—	—	—	151.945
Offices of physicians.....	6211		12/96	147.917	147.894	148.148	148.099	148.098
Offices of physicians.....	62111		12/96	147.917	147.894	148.148	148.099	148.098
Offices of physicians, except mental health.....	621111		12/93	159.406	159.382	159.655	159.602	159.601
Primary services.....		621111-P	12/93	160.203	160.177	160.459	160.405	160.404
One and two physician practices and single specialty group practices.....		621111-4	12/93	151.192	151.197	151.434	151.366	151.371
General/family practice.....		621111-411	12/93	182.601	182.627	182.764	182.228	182.228
Internal medicine.....		621111-412	12/99	129.906	129.914	129.914	128.567	128.584
General surgery and other surgical specialties.....		621111-413	12/99	115.868	115.868	116.192	115.388	115.388
Pediatrics.....		621111-414	12/93	256.922	256.922	256.922	265.516	265.516
Obstetrics/gynecology.....		621111-415	12/93	148.785	148.785	148.785	148.630	148.630
Other specialty.....		621111-419	12/99	127.550	127.550	128.101	127.494	127.494
Multispecialty group practice.....		621111-5	12/93	194.502	194.395	194.812	194.790	194.775
Offices of dentists.....	6212		06/10	137.640	137.640	137.623	139.572	139.693
Offices of dentists.....	62121		06/10	137.640	137.640	137.623	139.572	139.693
Offices of dentists.....	621210		06/10	137.643	137.643	137.626	139.575	139.695
Primary services.....		621210-P	06/10	137.878	137.878	137.860	139.814	139.935
Dental visits and consultations.....		621210-1	06/10	147.644	147.644	147.591	150.798	151.165
Private insurance patients: dental visits and consultations.....		621210-11	06/14	138.170	138.170	138.170	142.832	142.832
Medicare, Medicaid and all other patients: dental visits and consultations.....		621210-12	06/14	131.136	131.136	131.019	131.490	132.308
Dental surgical intervention services.....		621210-2	06/10	122.910	122.910	122.910	125.066	125.066
Private insurance patients: dental surgical intervention services.....		621210-21	06/14	117.610	117.610	117.610	120.792	120.792
Medicare, Medicaid and all other patients: dental surgical intervention services..		621210-22	06/14	119.885	119.885	119.885	120.517	120.517
Dental non-surgical intervention services.....		621210-3	06/10	136.350	136.350	136.350	137.436	137.436
Private insurance patients: dental non-surgical intervention services.....		621210-31	06/14	123.926	123.926	123.926	125.626	125.626
Medicare, Medicaid and all other patients: dental non-surgical intervention services.....		621210-32	06/14	132.008	132.008	132.008	132.078	132.078
Medical and diagnostic laboratories.....	6215		12/03	104.211	104.211	104.215	104.457	104.459
Medical and diagnostic laboratories.....	62151		12/03	104.211	104.211	104.215	104.457	104.459
Medical laboratories.....	621511		12/03	100.871	100.871	100.878	101.057	101.060
Primary services.....		621511-P	06/94	120.002	120.002	120.010	120.224	120.224
Medical laboratory services.....		621511-2	06/94	120.002	120.002	120.010	120.224	120.224
Medicare patients.....		621511-23	06/14	79.631	79.631	79.631	79.669	79.669
Medicaid patients.....		621511-24	06/14	95.319	95.319	95.319	95.319	95.319
Private insurance patients.....		621511-25	06/14	98.270	98.270	98.270	98.270	98.270
All other patients.....		621511-26	06/14	103.145	103.145	103.185	104.212	104.212

See footnotes at end of table.

Table 11. Producer price indexes for net output of selected industries and their products, not seasonally adjusted — Continued
[February 2025]

Title ¹	Industry code	Product code	Index base	Unadjusted index ²				
				Oct. 2024	Nov. 2024 ^P	Dec. 2024 ^P	Jan. 2025 ^P	Feb. 2025 ^P
Diagnostic imaging centers.....	621512		12/03	109.074	109.074	109.074	109.437	109.437
Primary services.....		621512-P	06/94	114.450	114.450	114.450	114.831	114.831
Diagnostic imaging services.....		621512-4	06/94	114.450	114.450	114.450	114.831	114.831
Medicare and Medicaid patients.....		621512-41	06/14	89.519	89.519	89.519	89.092	89.092
Private insurance and all other patients.....		621512-42	06/14	107.134	107.134	107.134	107.747	107.747
Home health care services.....	6216		12/96	168.615	168.001	168.001	168.633	168.968
Home health care services.....	62161		12/96	168.615	168.001	168.001	168.633	168.968
Home health care services.....	621610		12/96	168.686	168.070	168.070	168.700	169.036
Primary services.....		621610-P	12/96	162.479	161.845	161.845	162.369	162.723
Medicare and Medicaid patients.....		621610-3	12/03	137.684	137.703	137.703	138.043	138.329
Medicare patients.....		621610-31	12/96	142.401	142.401	142.401	142.575	142.575
Medicaid patients.....		621610-32	12/03	153.968	154.006	154.006	154.525	155.077
Private insurance and all other patients.....		621610-4	12/03	158.563	156.361	156.361	157.168	157.553
Private insurance patients.....		621610-41	06/14	119.762	119.762	119.762	120.591	120.591
All other patients.....		621610-42	06/14	157.394	154.941	154.941	155.707	156.136
Other receipts.....		621610-SM	12/96	310.741	310.741	310.741	314.230	314.007
All other ambulatory health care services.....	62199		06/06	138.508	138.903	138.762	141.704	141.980
Blood and organ banks.....	621991		06/06	138.502	138.896	138.756	141.697	141.974
Primary services.....		621991-P	06/06	136.831	137.221	137.086	140.049	140.322
Human blood services.....		621991-1	06/06	122.374	122.772	122.870	124.200	124.580
Human red blood and whole blood services.....		621991-12	06/06	119.463	119.561	119.371	120.651	120.647
Human blood plasma services.....		621991-13	06/06	121.655	122.516	122.966	124.529	125.194
Human blood platelet and other blood services.....		621991-14	06/06	138.412	138.026	137.665	138.402	138.813
Human organ, bone, tissue, and other bank services.....		621991-2	06/06	196.832	197.225	196.271	205.127	205.045
Other receipts.....		621991-SM	06/06	164.648	165.084	164.744	165.345	165.718
Hospitals.....	622		12/92	238.753	238.941	238.986	239.426	240.820
General medical and surgical hospitals.....	6221		12/03	173.721	173.845	173.872	174.228	175.311
General medical and surgical hospitals.....	62211		12/03	173.693	173.817	173.844	174.199	175.282
General medical and surgical hospitals.....	622110		12/92	239.760	239.931	239.969	240.459	241.954
Primary services.....		622110-P	12/92	248.025	248.202	248.241	248.748	250.295
Certain infectious and parasitic diseases.....		622110-201	06/08	130.333	130.402	130.402	130.577	130.577
Neoplasms.....		622110-202	12/17	135.668	135.668	135.358	136.416	136.416
Diseases of the blood & blood-forming organs & certain disorders involving the immune mechanism.....		622110-203	12/17	134.823	134.823	134.823	133.987	133.987
Endocrine, nutritional and metabolic diseases.....		622110-204	12/17	110.210	110.517	110.412	112.512	112.512
Mental and behavioural disorders.....		622110-205	12/17	139.729	139.935	139.935	140.303	139.744
Diseases of the nervous system.....		622110-206	12/17	114.550	114.783	114.783	115.266	115.266
Diseases of the circulatory system.....		622110-209	06/08	138.071	138.027	138.032	136.735	137.181
Diseases of the respiratory system.....		622110-210	12/17	126.298	126.221	126.221	126.640	130.106
Diseases of the digestive system.....		622110-211	06/08	159.208	159.265	159.260	157.706	157.971
Diseases of the skin and subcutaneous tissue.....		622110-212	06/08	123.270	123.306	123.324	123.512	123.639
Diseases of the musculoskeletal system and connective tissue.....		622110-213	06/08	156.151	156.420	156.526	157.228	157.359
Diseases of the genitourinary system.....		622110-214	12/17	117.445	118.151	118.290	118.420	118.420
Pregnancy, childbirth and the puerperium.....		622110-215	06/08	192.463	192.385	192.082	190.414	193.863
Certain conditions originating in the perinatal period.....		622110-216	06/08	155.731	155.840	155.840	155.840	156.055
Symptoms, signs and abnormal clinical and laboratory findings, not elsewhere classified.....		622110-218	12/17	120.289	120.289	120.341	121.304	123.398
Injury, poisoning and certain other consequences of external causes.....		622110-219	12/17	118.540	118.540	118.540	120.105	123.285
Factors influencing health status and contact with health services.....		622110-221	12/17	124.166	124.166	124.345	124.305	124.389
Other diseases.....		622110-223	12/17	119.329	119.329	119.073	123.091	123.794
Psychiatric and substance abuse hospitals.....	6222		12/03	173.524	173.540	173.580	173.724	173.724
Psychiatric and substance abuse hospitals.....	62221		12/03	173.524	173.540	173.580	173.724	173.724
Psychiatric and substance abuse hospitals.....	622210		12/92	204.422	204.441	204.488	204.657	204.657
Primary services.....		622210-P	12/92	204.412	204.432	204.478	204.647	204.647
Psychiatric hospitals.....		622210-3	12/92	211.229	211.255	211.317	211.542	211.542
Medicare patients: psychiatric hospitals.....		622210-31	06/14	122.908	123.091	123.091	123.054	123.054
Medicaid patients: psychiatric hospitals.....		622210-32	06/14	167.999	167.999	168.178	168.305	168.305
Private insurance and all other patients: psychiatric hospitals.....		622210-33	06/14	129.585	129.585	129.585	129.764	129.764
Other specialty hospitals.....	6223		12/03	173.850	174.365	174.525	174.100	174.028
Other specialty hospitals.....	62231		12/03	173.850	174.365	174.525	174.100	174.028
Other specialty hospitals.....	622310		12/92	260.591	261.363	261.605	260.966	260.858
Primary services.....		622310-P	12/92	296.603	297.590	297.899	297.083	296.944
Specialty, except psychiatric and substance abuse, hospitals.....		622310-6	12/92	296.603	297.590	297.899	297.083	296.944
Medicare patients.....		622310-61	06/14	118.490	119.592	119.290	119.379	119.220

See footnotes at end of table.

Table 11. Producer price indexes for net output of selected industries and their products, not seasonally adjusted — Continued
[February 2025]

Title ¹	Industry code	Product code	Index base	Unadjusted index ²				
				Oct. 2024	Nov. 2024 ^P	Dec. 2024 ^P	Jan. 2025 ^P	Feb. 2025 ^P
Other specialty hospitals - Continued								
Medicaid patients.....		622310-62	06/14	149.041	151.481	150.721	150.350	150.350
Private insurance and all other patients.....		622310-63	06/14	109.035	108.622	109.157	108.597	108.597
Nursing care facilities.....	6231		12/03	185.093	185.277	186.566	187.742	187.568
Nursing care facilities.....	62311		12/03	185.093	185.276	186.565	187.742	187.568
Nursing care facilities.....	623110		12/94	280.816	281.094	283.049	284.834	284.570
Primary services.....		623110-P	12/94	279.742	280.035	282.103	283.990	283.711
Medicare and Medicaid patients.....		623110-1	12/94	278.561	278.407	278.712	281.315	280.989
Medicaid patients.....		623110-101	06/12	159.899	159.756	160.038	162.442	162.141
Medicare patients.....		623110-102	06/12	128.985	128.985	128.985	128.985	128.985
Private insurance and all other patients.....		623110-3	12/94	284.684	285.611	290.179	291.084	290.866
Private insurance patients.....		623110-301	06/14	90.399	90.399	90.399	90.399	90.399
All other patients.....		623110-302	06/14	137.538	138.063	140.649	141.161	141.038
Residential developmental disability homes.....	62321		12/03	262.994	262.932	263.111	264.020	266.366
Residential developmental disability homes.....	623210		12/03	262.983	262.921	263.099	264.009	266.355
Primary services.....		623210-P	12/03	254.313	254.242	254.448	255.368	257.985
Residential intellectual and developmental disability services.....		623210-1	12/03	254.313	254.242	254.448	255.368	257.985
Medicaid patients.....		623210-11	06/14	163.091	163.033	163.201	163.926	164.062
Non-Medicaid patients.....		623210-12	06/14	179.219	179.219	179.219	179.308	187.508
Amusement and theme parks.....	7131		06/06	220.493	217.411	223.334	222.689	226.188
Amusement and theme parks.....	71311		06/06	220.150	217.073	222.988	222.343	225.836
Amusement and theme parks.....	713110		06/06	220.134	217.056	222.970	222.326	225.821
Primary services.....		713110-P	06/06	214.650	211.383	217.291	216.714	220.463
Amusement and theme park admissions.....		713110-1	06/06	227.677	228.313	235.901	232.806	238.906
Amusement and theme park food and beverage sales.....		713110-2	06/06	215.247	201.412	209.971	210.771	210.771
Amusement and theme park merchandise sales, games, and other services.....		713110-3	06/06	174.479	172.393	153.317	172.490	169.016
Other receipts.....		713110-SM	06/06	295.533	296.639	301.800	299.913	297.864
Golf courses and country clubs.....	71391		12/05	166.688	169.685	171.584	174.038	174.384
Golf courses and country clubs.....	713910		12/05	166.689	169.687	171.586	174.040	174.386
Primary services.....		713910-P	12/05	167.181	170.336	172.310	174.893	175.258
Membership dues and fees.....		713910-1	12/05	182.622	182.622	182.715	188.237	188.237
Greens and guest fees.....		713910-2	12/05	128.637	140.997	147.364	146.746	148.167
Food and beverage sales.....		713910-3	12/05	189.311	189.141	190.565	190.565	190.565
Equipment rentals and all other golf services.....		713910-4	12/05	141.543	142.087	142.087	142.087	142.087
Fitness and recreational sports centers.....	71394		12/04	120.415	120.326	120.326	126.082	127.041
Fitness and recreational sports centers.....	713940		12/04	120.417	120.329	120.329	126.086	127.045
Primary services.....		713940-P	12/04	115.955	115.859	115.859	121.887	122.935
Fitness and recreational facility memberships.....		713940-1	12/04	104.685	104.685	104.685	112.384	113.741
Recreational facility admissions, classes, and other fitness center services.....		713940-2	12/04	154.206	153.783	153.783	154.143	154.143
Other receipts.....		713940-SM	12/04	138.055	138.055	138.055	140.357	-
Accommodation.....	721		12/96	202.354	196.518	194.345	201.575	204.914
Accommodation.....	7211		12/96	202.355	196.518	194.346	201.575	204.914
Hotels (exc casino hotels) and motels.....	72111		12/03	179.721	174.890	172.694	180.004	185.125
Hotels and motels, except casino hotels.....	721110		12/03	179.732	174.901	172.704	180.017	185.141
Primary services.....		721110-P	12/03	182.162	177.256	175.011	182.531	187.860
Guestroom rental.....		721110-1	12/03	186.442	180.201	177.415	186.572	194.597
Limited service hotels and motels guestroom rental.....		721110-101	06/93	197.539	198.664	179.455	180.164	184.413
Full service hotels and motels guestroom rental.....		721110-102	06/93	293.367	283.506	279.544	259.657	265.306
Luxury and resort hotels guestroom rental.....		721110-103	06/93	274.608	259.767	267.120	329.310	352.825
Hotel and motel food and beverage and related services.....		721110-2	12/03	162.138	161.946	161.627	162.968	163.053
Hotel and motel food and nonalcoholic beverage and related services.....		721110-201	12/03	159.312	158.859	158.415	159.926	159.945
Hotel and motel alcoholic beverage and related services.....		721110-202	12/03	177.227	178.329	178.631	179.137	179.551
Other hotel and motel services.....		721110-5	12/10	168.954	169.162	168.966	171.233	154.564
Other receipts.....		721110-SM1	12/10	198.010	193.470	192.656	191.605	185.837
Casino hotels.....	72112		12/03	136.769	132.016	131.160	134.006	131.319
Casino hotels.....	721120		12/03	136.748	131.996	131.139	133.985	131.298
Primary services.....		721120-P	12/03	138.291	133.440	132.566	135.478	132.753
Casino hotel guestroom rental.....		721120-1	06/01	180.013	141.483	134.806	148.697	134.000
Casino hotel food and beverage and related services.....		721120-2	12/03	233.152	233.906	235.685	235.912	239.515
Casino hotel food and nonalcoholic beverage and related services.....		721120-201	12/03	208.422	209.463	211.839	212.140	216.863
Casino hotel alcoholic beverage and related services.....		721120-202	12/03	304.135	304.006	303.941	303.941	304.078
Casino gaming receipts.....		721120-5	06/01	111.234	113.293	113.371	114.176	113.274

See footnotes at end of table.

Table 11. Producer price indexes for net output of selected industries and their products, not seasonally adjusted — Continued
[February 2025]

Title ¹	Industry code	Product code	Index base	Unadjusted index ²				
				Oct. 2024	Nov. 2024 ^p	Dec. 2024 ^p	Jan. 2025 ^p	Feb. 2025 ^p
Casino hotels - Continued								
Other casino hotel services.....		721120-6	06/11	123.017	123.314	123.314	123.314	123.314
Other receipts.....		721120-SM1	06/11	141.758	141.234	141.118	140.768	138.786
Commercial machinery repair and maintenance.....	8113		06/06	207.642	207.990	209.142	212.676	212.675
Commercial machinery repair and maintenance.....	81131		06/06	207.665	208.014	209.166	212.700	212.700
Commercial machinery repair and maintenance.....	811310		06/06	207.589	207.937	209.089	212.621	212.621
Primary services.....		811310-P	06/06	188.215	188.542	189.624	192.929	192.929
Maintenance and repair services for agricultural, construction, and mining machinery.....		811310-5	12/13	178.180	178.180	180.232	180.689	180.689
Maintenance and repair services for commercial and service industry machinery...		811310-6	12/13	166.560	167.665	167.665	167.665	167.665
Maintenance and repair services for industrial machinery.....		811310-7	12/13	135.114	135.114	136.166	136.166	136.166
Maintenance and repair services for general purpose machinery.....		811310-8	12/13	153.638	153.638	153.638	175.868	175.868
Special indexes								
New nonresidential building construction by contractor type/region.....	236400		02/14	162.135	162.170	162.415	162.994	162.900
General contractors.....		236400-1	02/14	160.270	160.293	160.394	161.245	161.344
General contractors, Northeast.....		236400-11	02/14	148.209	148.205	148.533	149.751	149.767
General contractors, South.....		236400-12	02/14	161.476	161.476	161.622	162.137	162.069
General contractors, Midwest.....		236400-13	02/14	145.182	145.162	145.211	146.283	146.419
General contractors, West.....		236400-14	02/14	179.715	179.821	179.764	180.658	181.003
Plumbing, heating, and air conditioning contractors.....		236400-221	02/14	148.810	148.758	149.154	149.072	149.339
Plumbing, heating, and air conditioning contractors, Northeast.....		236400-2211	02/14	176.518	176.518	176.518	176.709	176.862
Plumbing, heating, and air conditioning contractors, South.....		236400-2212	02/14	147.958	148.120	148.977	148.253	148.476
Plumbing, heating, and air conditioning contractors, Midwest.....		236400-2213	02/14	137.124	137.124	137.223	137.316	137.496
Plumbing, heating, and air conditioning contractors, West.....		236400-2214	02/14	137.068	136.634	136.992	137.405	137.903
Electrical contractors.....		236400-222	02/14	178.504	178.303	178.357	179.163	178.754
Electrical contractors, Northeast.....		236400-2221	02/14	185.637	185.633	186.056	186.641	185.770
Electrical contractors, South.....		236400-2222	02/14	174.712	174.284	174.479	175.534	175.019
Electrical contractors, Midwest.....		236400-2223	02/14	167.138	167.160	167.160	167.937	167.937
Electrical contractors, West.....		236400-2224	02/14	188.118	187.898	187.522	188.169	187.896
Roofing contractors.....		236400-223	02/14	181.064	181.722	181.483	186.552	186.777
Roofing contractors, Northeast.....		236400-2231	02/14	155.976	156.730	156.730	174.720	173.925
Roofing contractors, South.....		236400-2232	02/14	203.005	204.975	205.030	205.001	206.255
Roofing contractors, Midwest.....		236400-2233	02/14	174.636	174.636	173.745	171.188	171.076
Roofing contractors, West.....		236400-2234	02/14	168.236	168.186	168.186	179.283	179.283
Poured concrete foundation and structure contractors.....		236400-224	02/14	169.937	169.937	169.827	169.982	170.477
Poured concrete foundation and structure contractors, Northeast.....		236400-2241	02/14	156.910	156.801	156.945	157.091	156.993
Poured concrete foundation and structure contractors, South.....		236400-2242	02/14	185.464	185.182	184.818	184.956	184.956
Poured concrete foundation and structure contractors, Midwest.....		236400-2243	02/14	158.309	158.315	158.331	159.995	161.966
Poured concrete foundation and structure contractors, West.....		236400-2244	02/14	166.477	166.866	166.866	165.745	165.821
New nonresidential building construction by region.....	236500		02/14	162.460	162.496	162.739	163.302	163.197
New nonresidential building construction, Northeast.....		236500-1	02/14	171.626	171.616	171.930	172.771	172.131
New nonresidential building construction, South.....		236500-2	02/14	158.761	158.840	159.340	159.597	159.349
New nonresidential building construction, Midwest.....		236500-3	02/14	151.985	151.978	151.999	152.750	152.970
New nonresidential building construction, West.....		236500-4	02/14	169.881	169.918	169.947	170.615	170.772
Nonresidential building maintenance & repair.....	2381MR		04/09	154.097	154.133	154.218	156.595	156.028
General medical and surgical hospitals by patient type.....	62211A							
Medicare patients.....		62211A-2	12/92	198.748	198.788	198.834	200.349	200.294
Medicaid patients.....		62211A-4	12/92	160.080	160.080	160.080	160.114	160.114
Private insurance and all other patients.....		62211A-6	12/92	317.721	318.092	318.126	316.457	320.023
Private insurance patients.....		62211A-61	06/14	139.573	139.763	139.780	139.777	141.414
All other patients.....		62211A-62	06/14	129.744	129.696	129.696	123.706	124.645
Premiums for property and casualty insurance ³	924126		06/98	177.649	177.837	177.743	177.768	178.141
Primary services.....		924126-P	06/98	177.820	178.009	177.914	177.939	178.313
Premiums for private passenger auto insurance.....		924126-1	06/98	217.970	218.348	218.117	218.255	219.061
Premiums for homeowner's insurance.....		924126-2	06/98	260.410	260.557	260.673	260.747	261.210
Premiums for commercial auto insurance.....		924126-3	06/98	123.413	123.627	123.627	124.072	-
Premiums for non-auto liability insurance.....		924126-4	06/98	129.615	129.615	129.615	130.105	130.233
Premiums for medical malpractice insurance.....		924126-402	06/98	118.397	118.397	118.397	119.037	-
Premiums for product and other non-auto liability insurance.....		924126-403	06/98	131.372	131.372	131.372	131.834	131.986
Premiums for commercial multiple peril insurance.....		924126-5	06/98	145.358	145.358	145.358	145.358	-
Premiums for worker's compensation insurance.....		924126-6	06/98	96.043	96.130	95.941	95.240	95.181
Premiums for other property and casualty insurance.....		924126-7	12/03	121.212	121.212	121.212	120.807	120.777

¹ Industry and product class indexes may include products not shown separately.

² All indexes are subject to revision for 4 months after their originally scheduled publication to incorporate late reports and corrections by survey respondents.

³ The special index for 924126, in which prices reflect premiums only, contrasts with the index shown elsewhere in this table for NAICS 524126, where prices reflect premiums plus the amount of investment income earned on the invested portion of the premium.

p Preliminary

"-" Data not available.

n.e.c. = Not elsewhere classified.

NOTE: Titles of some industries and products are not shown in this table because they fail to meet our publication criteria.

Table 12. Producer price index percentage changes for the net output of selected industries and their products, not seasonally adjusted
[February 2025]

Title ¹	Industry code	Product code	Unadjusted 12-month percent change ²	Unadjusted 1-month percent change ²				
			Feb. 2024 to Feb. 2025 ^P	Sept. to Oct.	Oct. to Nov. ^P	Nov. to Dec. ^P	Dec. to Jan. ^P	Jan. to Feb. ^P
Logging.....	1133		-1.1	-0.1	-0.1	0.1	0.0	0.6
Logging.....	11331		-1.1	-0.1	-0.1	0.1	0.0	0.6
Logging.....	113310		-1.1	-0.1	-0.1	0.1	0.0	0.6
Primary products.....		113310-P	-1.1	-0.1	-0.1	0.1	0.0	0.6
Secondary products and miscellaneous receipts.....		113310-SM						
Mining								
Total mining industries.....			5.9	5.0	-1.9	4.3	8.7	-2.0
Oil and gas extraction.....	211		7.0	8.6	-3.2	8.2	13.9	-3.9
Oil and gas extraction.....	2111		7.0	8.6	-3.2	8.2	13.9	-3.9
Crude petroleum extraction.....	211120		-	-	-	-	-	-3.3
Primary products.....		211120-P	-	-	-	-	-	-3.6
Extraction of crude petroleum, including lease condensate.....		211120-1	-3.1	5.4	-3.2	0.1	12.3	-3.6
Secondary products and miscellaneous receipts.....		211120-SM						
Natural gas extraction.....	211130		-	-	-	-	-	-4.4
Primary products.....		211130-P	-	-	-	-	-	-6.4
Natural gas (from the wellhead).....		211130-1	52.8	21.0	-6.5	49.1	18.1	-2.8
Natural gas liquids.....		211130-2	5.7	12.8	-1.6	-2.3	14.2	-3.9
Isopentane and natural gasoline.....		211130-21	4.0	5.8	-1.6	-0.7	7.2	-3.1
Propane.....		211130-22	24.5	26.1	3.5	-2.4	24.9	-0.2
Butane.....		211130-23	17.7	19.6	-3.0	-0.4	9.3	-12.5
Plant condensate, ethane, gas mixtures, and other natural gas liquids.....		211130-24	-4.9	8.1	-3.3	-3.7	14.0	-3.0
Residue gas shipped from natural gas liquids plants.....		211130-3	-	21.3	11.6	45.4	18.8	-
Secondary products and miscellaneous receipts.....		211130-SM						
Mining (except oil & gas).....	212		7.2	2.7	-0.9	-2.0	2.9	1.2
Coal mining.....	2121		-7.2	3.6	0.0	-3.2	-0.2	-0.3
Coal mining.....	21211		-7.2	3.6	0.0	-3.2	-0.2	-0.3
Coal mining.....	212110		-7.2	3.6	0.0	-3.2	-0.2	-0.3
Primary products.....		212110-P	-7.2	3.7	0.0	-3.2	-0.2	-0.3
Coal, utility sold.....		212110-1	-7.8	4.4	0.1	-3.8	-0.1	-0.6
Bituminous coal and lignite surface mining (utility sold).....		212110-11	-1.7	-3.0	5.4	1.5	-1.6	1.4
Raw bituminous and lignite from surface mining operations (utility sold).....		212110-111	-6.4	2.9	-2.1	-0.2	-0.4	0.2
Processed bituminous coal and lignite surface operations (utility sold).....		212110-113	-0.3	-4.6	7.6	2.0	-1.9	1.6
Bituminous coal underground mining (utility sold).....		212110-12	-10.6	7.9	-2.2	-6.2	0.7	-1.6
Raw bituminous coal shipped from underground mining operations (utility sold).....		212110-121	-7.8	-5.9	3.8	-1.9	-0.2	-1.5
Processed bituminous coal shipped from underground mines (utility sold).....		212110-123	-11.0	10.1	-3.0	-6.9	0.8	-1.6
Coal exports.....		212110-4	-6.8	0.0	-0.5	0.0	-2.8	2.6
Coal non-utility sold (including anthracite).....		212110-5	-0.7	-0.1	0.1	-0.2	1.3	-0.3
Secondary products and miscellaneous receipts.....		212110-SM						
Metal ore mining.....	2122		19.7	4.2	-2.8	-3.4	6.2	2.1
Iron ore mining.....	21221		-3.8	1.0	0.6	0.3	0.3	0.0
Iron ore mining.....	212210		-3.8	1.0	0.6	0.3	0.3	0.0
Primary products.....		212210-P	-3.8	1.0	0.6	0.3	0.3	0.0
Iron ore (including crude, concentrates, agglomerates and pellets).....		212210-0	-3.8	1.0	0.6	0.3	0.3	0.0
Copper, nickel, lead & zinc mining.....	21223		-	5.7	-6.6	-8.1	12.2	-
Copper, nickel, lead and zinc mining.....	212230		-	5.7	-6.6	-8.1	12.2	-
Primary products.....		212230-P	-	5.3	-7.0	-9.1	14.3	-
Secondary products and miscellaneous receipts.....		212230-SM						
Nonmetallic mineral mining & quarrying.....	2123		7.1	0.5	0.1	0.1	2.5	1.4
Stone mining & quarrying.....	21231		8.9	0.2	0.0	0.2	3.0	2.6
Dimension stone mining and quarrying.....	212311		12.2	0.0	0.0	0.0	6.1	5.8
Primary products.....		212311-P	12.4	0.0	0.0	0.0	6.0	6.0
Dimension stone.....		212311-0	12.4	0.0	0.0	0.0	6.0	6.0
Secondary products and miscellaneous receipts.....		212311-SM						
Crushed and broken limestone mining.....	212312		7.4	0.1	0.1	0.3	2.5	1.5
Primary products.....		212312-P	7.5	0.1	0.1	0.3	2.6	1.6
Crushed and broken limestone.....		212312-0	7.5	0.1	0.1	0.3	2.6	1.6
Secondary products and miscellaneous receipts.....		212312-SM						

See footnotes at end of table.

Table 12. Producer price index percentage changes for the net output of selected industries and their products, not seasonally adjusted — Continued
[February 2025]

Title ¹	Industry code	Product code	Unadjusted 12-month percent change ²	Unadjusted 1-month percent change ²				
				Feb. 2024 to Feb. 2025 ^P	Sept. to Oct.	Oct. to Nov. ^P	Nov. to Dec. ^P	Dec. to Jan. ^P
Crushed and broken granite mining.....	212313		14.7	0.2	0.0	0.0	2.7	9.2
Primary products.....		212313-P	14.7	0.2	0.0	0.0	2.7	9.2
Crushed and broken granite.....		212313-0	14.7	0.2	0.0	0.0	2.7	9.2
Secondary products and miscellaneous receipts.....		212313-SM						
Other crushed and broken stone mining.....	212319		8.8	0.4	0.0	0.0	4.9	0.0
Primary products.....		212319-P	9.2	0.4	0.0	0.0	5.1	0.0
Bituminous limestone and sandstone, and other crushed and broken stone.....		212319-0	9.2	0.4	0.0	0.0	5.1	0.0
Secondary products and miscellaneous receipts.....		212319-SM						
Sand/gravel/clay/refractory minerals mining.....	21232		6.4	0.3	0.0	0.0	2.2	0.3
Construction sand and gravel mining.....	212321		7.0	0.3	-0.1	0.0	2.1	0.2
Primary products.....		212321-P	7.3	0.3	-0.1	0.0	2.2	0.2
Construction sand and gravel (run of pit/bank, washed, screened, etc).....		212321-0	7.3	0.3	-0.1	0.0	2.2	0.2
Construction sand and gravel, Midwest.....		212321-02	7.5	1.2	-0.4	0.1	2.5	0.0
Construction sand and gravel, West.....		212321-04	9.6	-0.2	0.1	-0.1	2.7	0.4
Secondary products and miscellaneous receipts.....		212321-SM						
Miscellaneous receipts.....		212321-M	2.1	0.0	0.0	0.0	2.1	0.0
Kaolin, clay, and ceramic and refractory minerals mining.....	212323		4.1	0.3	0.2	0.0	2.5	0.4
Primary products.....		212323-P	4.1	0.3	0.2	0.0	2.5	0.4
Bentonite.....		212323-2	-	0.0	0.0	0.0	1.1	-
Other clay, ceramic, and refractory minerals, incl misc shale, fuller's earth, and feldspar.....		212323-6	-	-	-	-	-	1.9
Secondary and miscellaneous.....		212323-SM						
Other nonmetallic mineral mining & quarrying.....	21239		2.5	2.3	0.5	0.1	1.6	0.0
Other nonmetallic mineral mining and quarrying.....	212390		2.5	2.3	0.5	0.1	1.6	0.0
Primary products.....		212390-P	2.5	2.3	0.5	0.2	1.6	0.0
Rock salt.....		212390-5	-	-0.4	2.2	0.0	0.0	-
All other nonmetallic minerals, including gypsum.....		212390-9	2.9	5.1	0.6	0.0	7.1	0.0
Secondary and miscellaneous.....		212390-SM						
Mining support activities.....	213		0.8	-1.6	0.7	1.2	0.1	0.1
Mining support activities.....	2131		0.8	-1.6	0.7	1.2	0.1	0.1
Mining support activities.....	21311		0.8	-1.6	0.7	1.2	0.1	0.1
Drilling oil and gas wells.....	213111		-0.5	0.0	-0.1	0.0	0.0	0.0
Primary services.....		213111-P	-0.5	0.0	-0.1	0.0	0.0	0.0
Oil and gas well directional drilling control.....		213111-03	-4.2	0.0	0.0	-2.0	0.0	0.0
Drilling oil and gas wells, including drilling in, spudding in or tailing in.....		213111-04	-0.2	0.0	0.0	0.0	0.0	0.0
Reworking oil and gas wells.....		213111-05	-0.1	0.0	-0.7	1.0	0.0	0.0
Support activities for oil and gas operations.....		213112	0.2	-2.5	0.9	1.6	-0.1	0.0
Primary services.....		213112-P	0.2	-2.6	0.9	1.7	-0.1	0.0
Oil and gas field support services.....		213112-0	0.2	-2.6	0.9	1.7	-0.1	0.0
Secondary products and miscellaneous receipts.....		213112-SM						
Support activities for coal mining.....		213113	3.9	0.0	-0.2	0.2	1.8	0.0
Primary services.....		213113-P	3.9	0.0	-0.2	0.2	1.8	0.0
Coal mining services.....		213113-0	3.9	0.0	-0.2	0.2	1.8	0.0
Support activities for metal and nonmetallic minerals mining.....		213118	20.0	3.8	1.2	0.5	1.9	2.6
Primary services.....		213118-P	20.0	3.8	1.2	0.5	1.9	2.6
Support activities for metal and nonmetallic minerals mining.....		213118-1	20.0	3.8	1.2	0.5	1.9	2.6
Utilities.....	221		5.7	-2.3	-3.2	3.9	1.7	1.6
Electric power generation, transmission, and distribution.....	2211		5.9	-3.0	-4.6	4.3	1.2	1.8
Electric power generation.....	22111		12.5	-3.0	-11.6	13.1	0.5	2.4
Electric power generation.....	221110		12.5	-3.0	-11.6	13.1	0.5	2.4
Primary products.....		221110-P	12.6	-3.1	-11.8	13.3	0.6	2.5
Utilities.....		221110-4	6.5	3.5	-7.4	7.0	8.4	-3.4
Non-utilities.....		221110-5	19.6	-8.9	-16.2	20.3	-7.3	9.3
Secondary products and miscellaneous receipts.....		221110-SM						
Electric power transmission, control, and distribution.....	22112		3.8	-3.1	-2.1	1.4	1.5	1.6
Electric bulk power transmission and control.....	221121		-0.4	-1.9	-0.1	-1.1	1.8	0.5
Primary products.....		221121-P	-0.4	-1.9	-0.1	-1.1	1.8	0.5
Electric bulk power transmission and control.....		221121-3	-0.4	-1.9	-0.1	-1.1	1.8	0.5
Electric power distribution.....	221122		4.0	-3.1	-2.2	1.5	1.5	1.6

See footnotes at end of table.

Table 12. Producer price index percentage changes for the net output of selected industries and their products, not seasonally adjusted — Continued
 [February 2025]

Title ¹	Industry code	Product code	Unadjusted 12-month percent change ²	Unadjusted 1-month percent change ²				
				Feb. 2024 to Feb. 2025 ^P	Sept. to Oct.	Oct. to Nov. ^P	Nov. to Dec. ^P	Dec. to Jan. ^P
Electric power distribution - Continued								
Primary products.....		221122-P	2.2	-4.2	-1.8	-0.1	1.8	1.4
Residential electric power.....		221122-41	0.9	-3.4	-0.7	-0.1	1.7	0.0
New England residential electric power.....		221122-411	-5.1	4.8	0.1	-2.6	6.8	0.1
Middle Atlantic residential electric power.....		221122-412	5.9	1.1	-1.0	2.8	2.5	0.4
East North Central residential electric power.....		221122-413	0.1	-8.2	-0.6	1.1	2.4	-0.4
West North Central residential electric power.....		221122-414	3.0	-12.8	-0.4	-2.5	1.8	0.4
South Atlantic residential electric power.....		221122-415	1.7	-3.9	-0.5	0.4	-0.3	0.2
East South Central residential electric power.....		221122-416	4.4	-2.7	2.3	1.1	1.9	0.1
West South Central residential electric power.....		221122-417	-1.3	-1.0	-3.2	-3.4	1.8	-1.0
Mountain residential electric power.....		221122-418	3.1	-0.1	-3.1	-0.4	0.1	0.2
Pacific residential electric power.....		221122-419	-2.0	-4.6	0.8	0.0	1.8	0.5
Commercial electric power.....		221122-42	5.1	-4.7	-2.6	-0.5	2.0	3.0
New England commercial electric power.....		221122-421	10.2	2.2	0.0	-2.9	9.3	12.0
Middle Atlantic commercial electric power.....		221122-422	31.3	1.5	0.0	0.6	5.5	8.7
East North Central commercial electric power.....		221122-423	-0.6	-11.0	-1.2	0.8	4.7	1.1
West North Central commercial electric power.....		221122-424	4.6	-10.3	0.3	-3.7	1.6	1.0
South Atlantic commercial electric power.....		221122-425	3.4	-0.2	-0.3	0.1	-0.2	3.0
East South Central commercial electric power.....		221122-426	2.3	-2.5	0.6	2.2	0.1	-0.2
West South Central commercial electric power.....		221122-427	-0.8	-4.8	-3.3	-3.8	1.6	-1.3
Mountain commercial electric power.....		221122-428	1.1	-0.4	-1.8	-1.1	0.1	0.4
Pacific commercial electric power.....		221122-429	-3.7	-10.3	-9.5	0.2	-0.6	1.4
Industrial electric power.....		221122-43	-0.3	-5.2	-3.2	0.5	1.5	1.8
New England industrial electric power.....		221122-431	-4.9	-0.2	6.2	6.6	11.7	-3.6
Middle Atlantic industrial electric power.....		221122-432	15.5	2.1	-1.8	0.6	7.5	2.8
East North Central industrial electric power.....		221122-433	-8.7	-8.2	-4.8	1.9	-0.9	0.6
West North Central industrial electric power.....		221122-434	8.4	-5.5	-5.7	1.0	3.6	1.1
South Atlantic industrial electric power.....		221122-435	4.3	0.0	-0.2	0.1	-0.2	0.5
East South Central industrial electric power.....		221122-436	-1.2	-2.8	-1.3	2.8	0.0	0.2
West South Central industrial electric power.....		221122-437	2.7	-5.4	-0.3	-2.3	8.1	-0.6
Mountain industrial electric power.....		221122-438	-2.0	-3.1	3.7	-2.3	-3.9	15.6
Pacific industrial electric power.....		221122-439	-3.9	-10.8	-11.5	0.0	-2.5	1.7
Transportation electric power.....		221122-45	2.2	-5.2	-0.7	0.5	2.7	0.2
Secondary products and miscellaneous receipts.....		221122-SM						
Miscellaneous receipts.....		221122-M	0.4	-0.3	0.0	0.0	0.2	0.0
Natural gas distribution.....	2212		4.6	0.6	2.3	2.7	3.3	0.7
Natural gas distribution.....	22121		4.6	0.6	2.3	2.7	3.3	0.7
Natural gas distribution.....	221210		4.6	0.6	2.3	2.7	3.3	0.7
Primary products.....		221210-P	4.7	0.5	2.5	2.8	3.0	0.9
Natural gas to ultimate consumers.....		221210-11	4.0	0.4	3.0	3.4	3.4	0.4
Residential natural gas.....		221210-112	6.7	0.9	3.1	1.4	3.9	1.0
New England residential natural gas.....		221210-1121	9.2	0.4	33.2	-0.6	0.7	1.3
Middle Atlantic residential natural gas.....		221210-1122	14.6	1.7	0.6	1.6	9.7	0.0
East North Central residential natural gas.....		221210-1123	7.1	1.6	3.7	2.0	0.5	0.6
West North Central residential natural gas.....		221210-1124	3.4	3.3	-0.3	6.7	3.0	-2.1
South Atlantic residential natural gas.....		221210-1125	4.0	0.5	0.0	-1.4	1.4	0.0
East South Central residential natural gas.....		221210-1126	3.9	-0.9	5.6	2.5	2.7	0.2
West South Central residential natural gas.....		221210-1127	9.7	1.8	4.2	3.4	5.6	3.6
Mountain residential natural gas.....		221210-1128	-21.6	-2.3	-0.7	0.1	-0.4	-0.6
Pacific residential natural gas.....		221210-1129	9.5	-0.4	1.1	0.6	3.4	4.8
Commercial natural gas.....		221210-113	4.5	1.7	6.4	3.1	3.8	1.4
New England commercial natural gas.....		221210-1131	7.9	0.1	38.1	-0.4	3.0	3.1
Middle Atlantic commercial natural gas.....		221210-1132	13.4	1.5	1.4	4.1	8.4	-0.2
East North Central commercial natural gas.....		221210-1133	9.9	5.1	6.2	4.0	1.7	0.4
West North Central commercial natural gas.....		221210-1134	7.9	3.9	-0.5	12.4	3.6	-1.8
South Atlantic commercial natural gas.....		221210-1135	4.0	1.1	-0.9	-1.8	3.9	3.3
East South Central commercial natural gas.....		221210-1136	17.5	-2.4	15.0	3.1	1.7	-0.7
West South Central commercial natural gas.....		221210-1137	5.3	3.3	5.1	2.3	4.9	4.1
Mountain commercial natural gas.....		221210-1138	-31.2	-4.1	-1.4	0.1	-1.1	-0.1
Pacific commercial natural gas.....		221210-1139	0.9	0.8	10.7	3.3	2.5	4.5
Industrial natural gas.....		221210-114	-1.0	1.7	6.7	4.3	2.1	-1.0
New England industrial natural gas.....		221210-1141	4.6	0.9	40.6	0.0	0.4	3.6
Middle Atlantic industrial natural gas.....		221210-1142	23.2	-0.3	1.8	4.1	11.2	0.3
East North Central industrial natural gas.....		221210-1143	1.2	4.9	11.0	10.5	-0.3	-2.5

See footnotes at end of table.

Table 12. Producer price index percentage changes for the net output of selected industries and their products, not seasonally adjusted — Continued
 [February 2025]

Title ¹	Industry code	Product code	Unadjusted 12-month percent change ²	Unadjusted 1-month percent change ²				
				Feb. 2024 to Feb. 2025 ^P	Sept. to Oct.	Oct. to Nov. ^P	Nov. to Dec. ^P	Dec. to Jan. ^P
Natural gas distribution - Continued								
West North Central industrial natural gas.....		221210-1144	4.2	2.5	0.3	11.4	7.6	-4.3
South Atlantic industrial natural gas.....		221210-1145	3.9	0.1	1.9	1.1	-2.4	1.6
East South Central industrial natural gas.....		221210-1146	10.4	0.5	12.4	0.3	0.5	-2.0
West South Central industrial natural gas.....		221210-1147	-9.9	4.6	4.2	5.4	1.3	-1.4
Mountain industrial natural gas.....		221210-1148	-30.0	-13.5	-1.3	-0.4	-0.8	-3.7
Pacific industrial natural gas.....		221210-1149	2.3	0.7	10.4	-1.4	2.5	1.3
To electric power.....		221210-115	1.2	-1.0	0.8	6.1	2.8	-0.8
Delivered to ultimate consumers for the account of others (transportation only)....		221210-12	8.0	0.8	0.3	-0.3	0.8	3.5
Industrial consumer.....		221210-122	5.9	-0.1	0.3	-1.3	-2.5	5.0
Other consumers.....		221210-123	9.4	1.4	0.4	0.5	2.9	2.4
Secondary products and miscellaneous receipts.....		221210-SM						
Miscellaneous receipts.....		221210-M	0.4	0.1	0.2	0.3	0.2	-0.1
Construction industries								
New industrial building construction.....	236211		0.8	-0.7	0.0	0.2	0.3	0.2
Primary products.....		236211-P	0.8	-0.7	0.0	0.2	0.3	0.2
New warehouse building construction.....	236221		0.5	-0.2	0.0	0.3	0.1	0.0
Primary products.....		236221-P	0.5	-0.2	0.0	0.3	0.1	0.0
New school building construction.....	236222		2.5	0.0	0.0	0.0	0.5	0.2
Primary products.....		236222-P	2.5	0.0	0.0	0.0	0.5	0.2
New office building construction.....	236223		2.3	-0.1	0.0	0.1	0.3	-0.4
Primary products.....		236223-P	2.3	-0.1	0.0	0.1	0.3	-0.4
New health care building construction.....	236224		0.8	-0.5	0.0	0.1	0.5	0.0
Primary products.....		236224-P	0.8	-0.5	0.0	0.1	0.5	0.0
Concrete contractors, nonresidential building work.....	23811X		2.5	0.9	0.0	0.0	0.1	0.3
Primary products.....		23811X-P	2.5	0.9	0.0	0.0	0.1	0.3
Roofing contractors, nonresidential building work.....	23816X		3.7	0.4	0.3	0.0	1.7	-0.5
Primary products.....		23816X-P	3.7	0.4	0.3	0.0	1.7	-0.5
Electrical contractors, nonresidential building work.....	23821X		2.5	-0.2	-0.1	0.0	0.3	-0.1
Primary products.....		23821X-P	2.5	-0.2	-0.1	0.0	0.3	-0.1
Plumbing, heating and air-conditioning contractors, nonresidential building work.....	23822X		0.6	-1.0	0.0	0.2	0.9	-0.1
Primary products.....		23822X-P	0.6	-1.0	0.0	0.2	0.9	-0.1
Manufacturing								
Total manufacturing industries.....			0.8	0.4	-0.2	-0.2	1.0	0.7
Food mfg.....	311		5.2	-0.4	0.6	0.0	0.3	1.3
Animal food mfg.....	3111		1.7	0.6	-0.2	0.5	0.6	0.9
Animal food mfg.....	31111		1.7	0.6	-0.2	0.5	0.6	0.9
Dog and cat food manufacturing.....	311111		0.8	0.1	0.0	0.0	0.2	0.4
Primary products.....		311111-P	0.8	0.1	0.0	0.0	0.2	0.4
Dog food.....		311111-1	0.5	0.1	0.0	0.0	0.0	0.4
Canned dog food.....		311111-11	0.1	0.0	0.1	0.0	0.0	0.0
Dry and semi moist dog food.....		311111-14	0.7	0.1	0.0	0.0	0.0	0.5
Cat food.....		311111-4	1.2	0.0	0.0	0.0	0.8	0.5
Canned cat food.....		311111-44	0.0	0.0	0.0	0.0	0.0	0.0
Dry and semi moist cat food.....		311111-45	1.5	0.0	0.0	0.0	0.9	0.6
Secondary products and miscellaneous receipts.....		311111-SM						
Miscellaneous receipts.....		311111-M1	0.0	0.0	0.0	0.0	0.0	0.0
Other animal food manufacturing.....	311119		2.5	1.0	-0.4	1.0	0.9	1.4
Primary products.....		311119-P	2.6	1.0	-0.4	1.0	0.9	1.4
Complete swine feed, supplements, concentrates, and premixes.....		311119-B	22.1	-0.5	0.1	0.8	0.5	7.2
Complete beef cattle feed, supplements, concentrates, and premixes.....		311119-H	-2.7	-1.3	-0.2	1.3	0.0	-0.2
Poultry, exc. chicken and turkey, and livestock, exc. cattle and swine, feed.....		311119-N	0.1	1.0	0.0	0.0	0.0	-0.1
Pet (excluding dog and cat), laboratory, and fur animal feed.....		311119-R	-6.9	0.0	-0.2	-1.6	0.2	-0.2
Chicken and turkey feed, supplements, concentrates, and premixes.....		311119-1	-3.7	0.3	-1.2	0.7	0.8	0.4
Complete dairy cattle feed, supplements, concentrates, and premixes.....		311119-5	8.5	5.8	0.0	3.0	2.1	1.1
Other prepared animal feeds, including feeding materials and adjuncts.....		311119-9	0.8	0.1	-0.7	0.6	2.1	1.0
Secondary products and miscellaneous receipts.....		311119-SM						
Miscellaneous receipts.....		311119-M	5.7	0.0	0.0	0.0	0.0	0.0
Secondary products.....		311119-S	-0.1	0.0	0.0	-0.1	0.0	0.0

See footnotes at end of table.

Table 12. Producer price index percentage changes for the net output of selected industries and their products, not seasonally adjusted — Continued
 [February 2025]

Title ¹	Industry code	Product code	Unadjusted 12-month percent change ²	Unadjusted 1-month percent change ²				
				Feb. 2024 to Feb. 2025 ^P	Sept. to Oct.	Oct. to Nov. ^P	Nov. to Dec. ^P	Dec. to Jan. ^P
Grain & oilseed milling.....	3112		-3.5	0.2	0.2	-0.7	-1.1	-0.2
Flour milling & malt mfg.....	31121		-3.8	0.3	-0.4	0.2	-0.4	-0.7
Flour milling.....	311211		-3.8	0.5	-0.5	0.7	0.3	-0.7
Primary products.....		311211-P	-3.3	0.5	-0.5	0.8	0.3	-0.8
Prepared flour mixes, including refrigerated and frozen doughs and batters, made in flour mills.....		311211-A	4.1	0.1	0.0	0.0	0.2	0.0
Wheat flour (except flour mixes), made in flour mills.....		311211-1	-5.2	1.0	-2.6	0.6	-0.3	-0.8
Wheat mill products, except flour.....		311211-4	-10.1	2.1	3.9	2.8	3.2	-5.9
Corn mill products.....		311211-7	1.0	-0.6	1.5	0.5	-0.5	0.5
Other grain mill products.....		311211-9	-4.6	-0.2	1.7	0.9	1.8	2.1
Secondary products and miscellaneous receipts.....		311211-SM						
Miscellaneous receipts.....		311211-M	-6.8	-1.6	0.0	0.5	4.6	-0.1
Rice milling.....	311212		-3.9	-0.5	-0.2	-1.2	-2.0	-0.2
Primary products.....		311212-P	-3.9	-0.5	-0.2	-1.2	-2.0	-0.2
Milled rice and byproducts.....		311212-0	-3.9	-0.5	-0.2	-1.2	-2.0	-0.2
Milled rice (incl second heads, screenings, brewers, bran, sharps, rice flour, and byproducts).....		311212-04	-7.7	-1.0	-0.8	-2.4	-3.1	-2.0
Head rice not packaged with other ingredients.....		311212-06	-2.9	-0.1	0.3	-0.4	-1.6	0.7
Malt manufacturing.....		311213	-3.4	0.2	0.0	0.0	-1.4	-2.3
Primary products.....		311213-P	-3.6	0.2	0.0	0.0	-1.5	-2.4
Malt and malt byproducts.....		311213-0	-3.6	0.2	0.0	0.0	-1.5	-2.4
Secondary products and miscellaneous receipts.....		311213-SM1						
Starch & vegetable fats & oils mfg.....	31122		-4.5	0.2	0.5	-1.2	-1.6	0.0
Wet corn milling and starch manufacturing.....	311221		-0.6	0.2	-2.0	0.4	-1.0	0.3
Primary products.....		311221-P	-0.4	0.2	-2.0	0.5	-1.0	0.4
Wet process corn byproducts.....		311221-A	-5.3	1.3	1.2	5.2	0.1	-0.1
Corn sweeteners, made by wet milling.....		311221-1	1.0	1.3	-3.8	0.0	0.4	-0.9
Manufactured starch, made by wet milling.....		311221-4	0.5	0.3	-3.8	-0.3	-1.1	0.5
Secondary products and miscellaneous receipts.....		311221-SM						
Soybean and other oilseed processing.....	311224		-7.4	0.2	0.7	-2.1	-2.5	-0.2
Primary products.....		311224-P	-6.4	0.0	0.6	-1.8	-1.0	-0.7
Cottonseed cake, meal, hulls, and other byproducts.....		311224-B	-13.0	0.7	1.1	-5.4	-7.9	-0.1
Cottonseed cake and meal.....		311224-B1	-22.5	0.1	-0.7	-9.4	-12.8	-2.9
Soybean oil.....		311224-3	-1.9	0.3	1.0	-1.8	0.3	0.9
Crude soybean oil, degummed, made from soybeans crushed in the same establishment.....		311224-31	1.1	0.0	0.2	-0.3	0.0	1.4
Soybean oil, all other types.....		311224-32	-6.2	0.9	2.1	-4.1	0.8	0.1
Soybean cake, meal, and other byproducts.....		311224-4	-9.6	-1.0	-1.7	-1.6	-1.0	-1.1
Soybean cake and meal.....		311224-41	-9.3	-1.3	-1.9	-1.7	-0.2	-1.1
Other soybean products, including isolates and concentrates.....		311224-42	-12.6	2.0	0.7	-0.6	-8.6	-1.2
Cotton linters.....		311224-7	57.8	3.1	2.6	0.0	0.0	0.6
Other crude and refined vegetable oils and other vegetable mill products.....		311224-9	-6.0	-0.2	-0.7	0.1	-0.1	-3.3
Other crude vegetable oils, including linseed, peanut, sunflower, safflower, etc.....		311224-91	-3.4	0.2	-0.4	0.5	-0.2	-2.4
Other vegetable oil mill products, including all oil seed cake and meal.....		311224-93	-8.3	-0.5	-1.1	-0.2	0.1	-4.3
Secondary products and miscellaneous receipts.....		311224-SM						
Miscellaneous products.....		311224-M	-	-18.4	-8.7	1.9	1.9	-
Fats and oils refining and blending.....	311225		-0.3	-0.2	2.8	-0.4	1.1	-0.2
Primary products.....		311225-P	-0.1	1.4	2.5	0.2	-0.1	-0.3
Shortening and cooking oils.....		311225-2	2.3	1.3	4.2	0.7	0.1	-0.4
Secondary products and miscellaneous receipts.....		311225-SM						
Secondary products.....		311225-S	-1.6	-7.7	3.9	-3.2	7.8	0.0
Breakfast cereal manufacturing.....	31123		0.9	0.0	0.0	0.0	0.0	0.0
Breakfast cereal manufacturing.....	311230		0.9	0.0	0.0	0.0	0.0	0.0
Primary products.....		311230-P	1.0	0.0	0.0	0.0	0.0	0.0
Breakfast cereal.....		311230-1	1.0	0.0	0.0	0.0	0.0	0.0
Secondary products and miscellaneous receipts.....		311230-SM						
Sugar & confectionery product mfg.....	3113		8.9	-0.6	2.5	3.2	-0.8	-2.5
Sugar mfg.....	31131		-2.8	-0.7	-0.6	0.0	-0.8	-0.5
Beet sugar manufacturing.....	311313		-0.8	-0.5	0.1	-0.1	-0.5	0.3
Primary products.....		311313-P	-0.9	-0.6	0.1	-0.1	-0.5	0.3
Beet sugar.....		311313-0	-0.9	-0.6	0.1	-0.1	-0.5	0.3

See footnotes at end of table.

Table 12. Producer price index percentage changes for the net output of selected industries and their products, not seasonally adjusted — Continued
 [February 2025]

Title ¹	Industry code	Product code	Unadjusted 12-month percent change ²	Unadjusted 1-month percent change ²					
				Feb. 2024 to Feb. 2025 ^P	Sept. to Oct.	Oct. to Nov. ^P	Nov. to Dec. ^P	Dec. to Jan. ^P	Jan. to Feb. ^P
Beet sugar manufacturing - Continued									
Secondary products and miscellaneous receipts.....		311313-SM1							
Cane sugar manufacturing.....	311314		-4.2	-0.8	-1.0	0.1	-0.9	-1.0	
Primary products.....		311314-P	-4.2	-0.8	-1.0	0.1	-1.0	-1.0	
Raw cane sugar and sugarcane mill products and byproducts.....		311314-1	-10.7	-2.2	-2.4	-0.3	-2.3	-1.3	
Refined granulated cane sugar and byproducts.....		311314-3	-0.1	0.1	-0.2	0.3	-0.1	-0.9	
Secondary products and miscellaneous receipts.....		311314-SM							
Nonchocolate confectionery mfg.....	31134		2.1	1.1	0.0	0.5	0.1	0.0	
Nonchocolate confectionery manufacturing.....	311340		2.1	1.1	0.0	0.5	0.1	0.0	
Primary products.....		311340-P	2.1	1.2	0.0	0.5	0.1	0.0	
Nonchocolate-type confectioneries.....		311340-5	2.7	1.6	0.0	0.7	0.1	0.0	
Other confectionery-type products.....		311340-7	3.2	0.0	0.0	0.0	0.0	0.0	
Secondary products and miscellaneous receipts.....		311340-SM							
Chocolate and confectionery manufacturing.....	31135		21.9	-1.4	5.8	6.5	-1.2	-4.8	
Chocolate and confectionery mfg. from cacao.....	311351		48.4	-2.9	13.3	14.3	-4.3	-10.7	
Primary products.....		311351-P	48.3	-2.9	13.3	14.4	-4.4	-10.8	
Chocolate coatings, made from cacao beans.....		311351-1	43.4	-0.7	6.9	34.1	-6.7	-19.6	
Chocolate/chocolate-type confectionery products, made from cacao beans.....		311351-4	13.0	0.0	0.0	0.0	2.0	5.8	
Other chocolate and cocoa products, made from cacao beans.....		311351-7	66.3	-4.3	19.0	15.7	-5.6	-13.8	
Secondary products and miscellaneous receipts.....		311351-SM1							
Confectionery mfg. from purchased chocolate.....	311352		7.5	-0.3	0.7	0.4	1.7	0.2	
Primary products.....		311352-P	6.9	-0.3	0.7	0.4	1.8	0.1	
Chocolate/confectionery products, made from purchased chocolate.....		311352-3	6.9	-0.3	0.7	0.4	1.8	0.1	
Secondary products and miscellaneous receipts.....		311352-SM							
Miscellaneous receipts.....		311352-M	11.4	8.3	0.0	0.0	0.0	4.0	
Fruit & vegetable preserving & specialty food mfg.....	3114		1.3	0.2	-0.3	-0.1	0.5	0.5	
Frozen food manufacturing.....	31141		1.5	-0.2	-0.5	0.7	-0.2	0.0	
Frozen fruit and vegetable manufacturing.....	311411		4.7	0.0	-0.8	1.4	-0.1	-0.1	
Primary products.....		311411-P	4.5	0.0	-0.8	1.4	0.0	-0.2	
Frozen fruits, juices, ades, drinks, and cocktails.....		311411-1	18.1	0.2	-1.7	6.0	-0.1	-0.4	
Frozen fruits.....		311411-11	5.1	0.8	-0.2	0.2	-0.2	-1.3	
Frozen vegetables.....		311411-4	0.5	0.0	-0.5	-0.2	0.0	-0.1	
Frozen vegetables, other than potato products.....		311411-47	-2.3	-0.1	-1.3	-0.4	0.0	-0.2	
Frozen potato products (French-fried, patties, puffs, etc.).....		311411-48	2.2	0.0	0.0	0.0	0.0	0.0	
Secondary products and miscellaneous receipts.....		311411-SM							
Miscellaneous receipts.....		311411-M	-	2.0	-2.9	8.4	-7.8	-	
Frozen specialty food manufacturing.....	311412		-0.8	-0.4	-0.2	0.2	-0.3	0.0	
Primary products.....		311412-P	-0.8	-0.4	-0.2	0.2	-0.3	0.0	
Frozen dinners (beef, pork, and poultry pies) and nationality foods, incl. frozen pizza.....		311412-1	-0.5	-0.5	-0.2	0.1	-0.2	0.0	
Other frozen specialties, incl. all whipped topping, waffles, soups, etc., excluding seafood.....		311412-4	-2.2	-0.1	-0.4	0.5	-0.4	0.0	
Secondary products and miscellaneous receipts.....		311412-SM							
Secondary products.....		311412-S	-2.5	-0.1	-0.9	-1.0	-0.1	0.1	
Fruit & vegetable canning, pickling & drying.....	31142		1.1	0.5	-0.1	-0.7	1.2	0.9	
Fruit and vegetable canning.....	311421		1.5	0.0	0.5	-1.2	1.1	1.4	
Primary products.....		311421-P	1.1	-0.4	0.1	-0.2	0.4	1.4	
Canned catsup and other tomato based sauces.....		311421-D	-2.9	-1.0	0.4	-0.3	0.9	0.0	
Canned jams, jellies, and preserves.....		311421-G	0.5	0.0	0.0	0.0	-0.1	-0.1	
Canned and fresh fruit juices, nectars, and concentrates.....		311421-K	10.3	1.2	0.4	0.4	0.9	3.8	
Pickles and other pickled products, including horseradish.....		311421-Q	0.4	0.0	0.0	0.0	0.0	0.0	
Canned fruits, excluding baby foods.....		311421-1	0.4	-0.5	0.2	-1.4	-0.8	2.2	
Canned vegetables.....		311421-5	-2.3	-1.5	-0.6	-0.1	0.5	0.5	
Secondary products and miscellaneous receipts.....		311421-SM							
Miscellaneous receipts.....		311421-M	15.3	9.3	11.2	-22.0	25.7	4.1	
Secondary products.....		311421-S	-1.2	0.5	-1.1	0.1	-1.2	0.1	
Specialty canning.....	311422		1.4	1.3	-0.7	0.0	1.8	0.3	
Primary products.....		311422-P	0.5	1.3	-0.6	0.0	1.6	0.0	
Canned baby foods and other canned specialty/nationality foods.....		311422-5	-0.1	4.0	-1.0	-0.4	4.9	0.0	
Other canned specialty/nationality foods.....		311422-52	-	5.5	-1.3	-0.6	5.8	0.0	
Canned soups and stews, excluding frozen and seafood.....		311422-6	0.7	0.6	-0.4	0.1	0.6	0.0	

See footnotes at end of table.

Table 12. Producer price index percentage changes for the net output of selected industries and their products, not seasonally adjusted — Continued
 [February 2025]

Title ¹	Industry code	Product code	Unadjusted 12-month percent change ²	Unadjusted 1-month percent change ²				
			Feb. 2024 to Feb. 2025 ^P	Sept. to Oct.	Oct. to Nov. ^P	Nov. to Dec. ^P	Dec. to Jan. ^P	Jan. to Feb. ^P
Specialty canning - Continued								
Canned dry beans.....		311422-7	0.8	0.1	-0.5	0.9	0.2	0.0
Secondary products and miscellaneous receipts.....		311422-SM						
Secondary products.....		311422-S	-	-	-3.6	0.2	2.9	1.1
Dried and dehydrated food manufacturing.....								
Primary products.....	311423	311423-P	-0.9	1.0	-1.4	0.3	0.5	-0.1
Soup mixes (including dried/dehydrated/freeze-dried) and bouillon.....		311423-1	-0.6	1.2	-1.6	0.4	1.0	-0.2
Dried and dehydrated fruits and vegetables, including freeze-dried.....		311423-5	1.0	0.0	0.0	0.0	0.0	0.0
Secondary products and miscellaneous receipts.....		311423-SM	-1.0	0.5	-1.1	0.5	0.3	-0.2
Dairy product mfg.....								
Dairy product (except frozen) mfg.....	3115		5.7	-0.8	-0.9	-1.2	0.5	0.2
Dairy product (except frozen) mfg.....								
Dairy product (except frozen) mfg.....	31151		6.0	-0.9	-0.9	-1.3	0.5	0.3
Fluid milk manufacturing.....								
Fluid milk manufacturing.....	311511		5.6	1.3	-0.4	-1.3	-0.5	0.9
Primary products.....		311511-P	5.5	1.5	-0.8	-1.5	-0.8	1.0
Yogurt, except frozen.....		311511-A	0.5	0.0	0.1	0.0	0.4	-0.2
Perishable dairy product alternatives, including plant-based.....		311511-D	2.7	0.0	-0.2	-0.1	0.0	3.1
Perishable beverage dairy milk alternatives, including plant-based.....		311511-D1	2.1	0.0	-0.2	0.0	-0.1	3.9
All other perishable dairy product alternatives, including plant-based.....		311511-D2	5.4	0.0	-0.6	-0.3	0.1	-0.1
Fluid milk and cream, bulk sales.....		311511-1	0.5	-1.2	-5.1	-1.5	-1.0	-0.3
Fluid milk and related products, packaged (incl. cartons, bottles, cans, etc.) excl. U.H.T.....		311511-5	9.6	2.7	-0.2	-2.4	-1.3	1.6
Whole fluid milk, packaged, excluding U.H.T. and flavored.....		311511-51	10.8	3.8	-1.1	-2.2	-1.9	2.1
Fluid milk, lowfat, incl. 2.0, 1.0, and 0.5 percent packaged, excl. U.H.T. and flavored.....		311511-52	12.4	3.8	0.9	-2.5	-1.7	2.3
Fat free or skim milk, packaged, excluding U.H.T. and flavored.....		311511-53	12.9	3.4	4.0	-3.1	-0.6	2.4
Other fluid milk related products, incl. heavy & light cream, unflavored sour cream, etc.....		311511-59	2.8	-0.6	-1.9	-2.2	-0.3	-0.4
Cottage cheese (including bakers', pot, and farmers' cheese).....		311511-7	1.7	1.5	0.2	0.1	0.4	0.1
Other packaged milk products incl. flavored milks, eggnog, buttermilk, etc.....		311511-9	3.8	2.4	0.3	-0.9	-0.3	0.5
Secondary products and miscellaneous receipts.....		311511-SM						
Secondary products.....		311511-S	6.4	-0.1	2.1	0.3	1.2	0.4
Creamery butter manufacturing.....								
Creamery butter manufacturing.....	311512		-9.9	-17.3	1.0	-3.5	1.2	-5.1
Primary products.....		311512-P	-9.9	-17.3	1.0	-3.5	1.2	-5.1
Creamery butter.....		311512-0	-9.9	-17.3	1.0	-3.5	1.2	-5.1
Cheese manufacturing.....								
Cheese manufacturing.....	311513		9.5	-0.8	-2.0	-1.6	1.2	-0.2
Primary products.....		311513-P	6.7	-1.2	-2.3	-2.5	1.3	-0.4
Raw liquid whey.....		311513-A	38.0	4.9	-0.2	1.3	6.5	-0.3
Natural cheese (cheddar, Swiss, Italian, brick, cream, grated, dried etc.) excl. cottage cheese.....		311513-1	6.3	-1.2	-2.9	-2.2	1.6	-0.3
Natural cheese, except lowfat, shipped in consumer packages or containers (3 lbs. or less).....		311513-1111	1.5	0.3	0.3	0.0	-0.3	0.0
Natural cheese, except lowfat, shipped in packages or containers (more than 3 lbs.) or bulk.....		311513-1121	11.2	-2.4	-5.3	-4.3	3.4	-0.4
Lowfat natural cheese, except cottage cheese, shipped in consumer packages (3 lbs. or less).....		311513-1131	0.6	-0.1	-0.1	0.0	0.7	-0.1
Lowfat natural cheese, except cottage cheese, shipped in packages (more than 3 lbs.) or in bulk.....		311513-1141	14.4	-2.9	-7.3	-5.2	3.9	-0.7
Process cheese and related products.....		311513-4	7.1	-2.0	-0.2	-4.0	-0.4	-1.3
Process cheese, shipped in consumer packages or containers (3 lbs. or less) ..		311513-41	6.0	-2.4	-0.7	-2.6	1.6	-0.7
All other process cheese and related products.....		311513-49	8.0	-1.6	0.3	-5.1	-2.0	-1.8
Process cheese, shipped in packages or containers (more than 3 lbs.) or in bulk.....		311513-4921	10.1	8.5	4.5	-7.5	-9.9	-0.4
Cheese food, spread, and other related products.....		311513-4961	6.1	-10.4	-4.1	-2.4	6.6	-3.1
Secondary products and miscellaneous receipts.....		311513-SM						
Miscellaneous receipts.....		311513-M	-1.5	1.2	-5.3	0.9	-1.3	0.0
Secondary products.....		311513-S	38.8	3.4	0.9	5.8	0.8	2.0
Dry, condensed, and evaporated dairy products.....								
Dry, condensed, and evaporated dairy products.....	311514		6.4	1.0	0.1	0.3	1.0	1.6
Primary products.....		311514-P	7.9	2.5	0.2	0.7	1.3	2.0
Ice cream mixes and related products.....		311514-A	3.5	1.1	-2.3	-1.6	-0.8	0.5
Dairy product alternatives, including plant-based.....		311514-D	0.7	-0.1	-0.3	0.1	0.2	0.2
Dry milk products and mixtures.....		311514-1	10.1	3.4	0.4	0.8	2.4	3.4
Milk products, shipped in consumer-type cans, excluding alternatives.....		311514-5	1.6	0.1	0.1	0.0	0.0	0.8
Concentrated milk products shipped in bulk (barrels, drums, and tanks).....		311514-7	30.0	9.8	2.3	6.0	-0.8	-2.5
Secondary products and miscellaneous receipts.....		311514-SM						
Secondary products.....		311514-S	-10.2	-	-	-	-	-3.3
Ice cream and frozen dessert mfg.....								
Ice cream and frozen dessert mfg.....	31152		1.3	0.2	-0.3	0.3	0.4	-0.1

See footnotes at end of table.

Table 12. Producer price index percentage changes for the net output of selected industries and their products, not seasonally adjusted — Continued
 [February 2025]

Title ¹	Industry code	Product code	Unadjusted 12-month percent change ²	Unadjusted 1-month percent change ²				
			Feb. 2024 to Feb. 2025 ^P	Sept. to Oct.	Oct. to Nov. ^P	Nov. to Dec. ^P	Dec. to Jan. ^P	Jan. to Feb. ^P
Ice cream and frozen dessert manufacturing.....	311520		1.3	0.2	-0.3	0.3	0.4	-0.1
Primary products.....		311520-P	1.4	0.2	-0.3	0.3	0.4	-0.1
Ice cream and frozen dessert manufacturing.....		311520-0	1.4	0.2	-0.3	0.3	0.4	-0.1
Ice cream, incl. custards (excl. lowfat and nonfat) shipped in bulk (containers 3 gal or more).....		311520-01	3.8	0.5	-0.7	0.0	2.6	-0.8
Ice cream, incl. custards (excl. lowfat and nonfat) shipped in sizes less than 3 gallons.....		311520-02	0.9	0.3	-0.3	0.1	0.2	-0.1
Ice cream, including custards (excluding lowfat and nonfat), novelty forms.....		311520-03	2.2	0.1	-0.2	1.0	0.7	0.1
Ice cream, including custards, lowfat and nonfat.....		311520-04	2.3	0.2	-0.7	0.5	0.9	0.0
Frozen desserts containing fats other than butterfat (incl. soy, rice, almond, oats, etc.).....		311520-06	-0.9	0.1	-0.3	0.1	0.0	-0.1
Other frozen desserts (yogurt, sherbet, water ices, mellorine, frozen pudding, gelato, etc.).....		311520-09	-0.1	0.1	0.1	0.0	-0.4	-0.2
Secondary products and miscellaneous receipts.....		311520-SM						
Miscellaneous receipts.....		311520-M	-1.1	-0.4	0.2	-1.0	1.4	0.1
Secondary products.....		311520-S	0.0	0.2	0.0	0.2	-0.7	0.0
Animal slaughtering & processing.....	31161		6.1	-1.3	2.0	-0.9	-0.3	0.7
Animal, except poultry, slaughtering.....	311611		9.1	2.2	2.7	0.3	0.9	1.6
Primary products.....		311611-P	9.2	2.2	2.8	0.3	0.9	1.6
Pork, fresh/frozen, unprocessed, all cuts, except sausage, made in slaughtering plants.....		311611-A	11.1	-0.6	0.0	4.5	-9.4	12.6
Pork, processed or cured, not canned or made into sausage, made in slaughtering plants.....		311611-G	11.8	-1.4	1.1	0.2	1.6	2.9
Fresh and processed sausage, deli, and cooked meats, made in slaughtering plants.....		311611-J	3.2	0.1	3.3	-5.3	3.6	-4.4
Hides, skins, and pelts, made in slaughtering plants.....		311611-Q	-16.1	1.5	3.2	-1.7	0.0	-10.7
Miscellaneous byproducts of slaughtering plants.....		311611-R	6.5	0.0	-1.3	0.4	-0.1	4.5
Beef, fresh or frozen, not canned or made into sausage, made in slaughtering plants.....		311611-1	9.4	4.1	4.7	-0.9	4.6	-1.9
Beef, fresh/frozen whole/half carcass, not canned or made into sausage, misp.....		311611-10	7.4	15.7	-3.4	-15.5	20.4	-10.0
Beef, fresh/frozen variety meats, not canned or made into sausage, made in slaughtering plants.....		311611-16	16.7	-2.6	-9.5	1.5	15.7	0.0
Beef, fresh/frozen, primal and subprimal cuts, made in slaughtering plants.....		311611-17	9.1	3.4	6.8	0.5	2.3	-1.2
Lamb/mutton, fresh or frozen, not canned or made into sausage, made in slaughtering plants.....		311611-7	-1.6	0.1	0.0	0.0	-0.4	-0.2
Secondary products and miscellaneous receipts.....		311611-SM						
Secondary products.....		311611-S	-5.3	5.1	-5.0	0.4	-2.5	1.4
Meat processed from carcasses.....	311612		8.4	-1.4	-1.5	0.3	-1.4	2.3
Primary products.....		311612-P	8.6	-1.4	-1.6	0.2	-1.4	2.4
Other processed, frozen, or cooked meats, made from purchased carcasses.....		311612-A	11.8	-2.0	-1.6	0.1	-1.0	4.0
Boxed meat (beef, pork, lamb, etc.), made from purchased carcasses.....		311612-A1	2.6	1.8	0.4	0.3	-3.8	3.1
Frozen ground meat patties and other processed, frozen, or cooked meats, mfpc.....		311612-A5	15.1	-3.2	-2.3	0.0	-0.1	4.3
Pork, processed or cured, not canned or made into sausage, mfpc.....		311612-1	8.7	-1.4	-0.2	1.0	-3.1	1.8
Pork, sweet-pickled, dry-cured, or dry salt, not canned or made into sausage, mfpc.....		311612-11	-3.5	0.6	0.0	0.0	-3.1	-1.0
Smoked hams and picnics, excluding canned, made from purchased carcasses.....		311612-12	13.1	-1.3	0.0	2.1	-0.3	2.6
Smoked slab bacon, made from purchased carcasses.....		311612-13	12.2	2.7	2.8	1.4	-3.5	0.1
Smoked sliced bacon, made from purchased carcasses.....		311612-14	14.0	-0.5	0.9	-1.4	-5.8	4.5
Other smoked pork, not canned or made into sausage, made from purchased carcasses.....		311612-15	0.9	-4.8	5.4	1.4	-0.9	-1.1
Boiled ham, barbecue pork, and other cooked pork, except canned meats and sausage, mfpc.....		311612-16	-5.7	-6.5	-10.0	9.6	-0.3	-5.1
Sausage and similar products, excluding canned, made from purchased carcasses.....		311612-4	4.4	-0.6	-2.5	-0.1	-0.9	0.5
Fresh sausage (pork sausage, breakfast links, etc.), excluding canned, mfpc.....		311612-41	0.0	-3.7	-3.2	-6.7	-3.9	1.9
Dry or semidry sausage (salami, cervelat, pepperoni, summer sausage, pork roll, etc), mfpc.....		311612-42	11.9	4.4	-6.3	6.5	0.6	-0.3
Frankfurters, including wieners, excluding canned, made from purchased carcasses.....		311612-43	1.5	0.3	0.6	-0.2	0.4	-0.3
Other sausage (smoked or cooked) & jellied goods & similar preparations, excluding canned, mfpc.....		311612-44	2.2	-3.7	2.9	0.6	0.3	0.2
Secondary products and miscellaneous receipts.....		311612-SM						
Secondary products.....		311612-S	2.7	-1.7	2.2	0.8	0.9	-2.3
Rendering and meat byproduct processing.....	311613		-7.8	-2.7	0.1	0.9	-2.7	-0.6
Primary products.....		311613-P	-8.1	-2.7	0.1	0.9	-2.7	-0.6
Lard, inedible tallow, and other greases, excluding wool grease.....		311613-2	6.5	-1.0	-0.9	0.9	0.1	1.5
Animal and marine feed and fertilizer byproducts.....		311613-5	-16.3	-3.9	0.8	1.0	-4.6	-2.0

See footnotes at end of table.

Table 12. Producer price index percentage changes for the net output of selected industries and their products, not seasonally adjusted — Continued
[February 2025]

Title ¹	Industry code	Product code	Unadjusted 12-month percent change ²	Unadjusted 1-month percent change ²				
				Feb. 2024 to Feb. 2025 ^P	Sept. to Oct.	Oct. to Nov. ^P	Nov. to Dec. ^P	Dec. to Jan. ^P
Rendering and meat byproduct processing - Continued								
Meat and bone meal.....		311613-51	-17.0	-6.8	0.6	2.7	-8.0	-2.2
Animal and marine feed and fertilizer byproducts, except meat and bone meal...		311613-52	-15.9	-1.8	1.0	-0.2	-2.2	-1.9
Secondary products and miscellaneous receipts.....		311613-SM						
Poultry processing.....	311615		-0.3	-6.7	4.5	-4.3	-1.2	-2.6
Primary products.....		311615-P	-0.2	-6.7	4.5	-4.3	-1.2	-2.6
Processed poultry and small game (except soups), containing 20 percent or more poultry or meat.....		311615-D	-0.9	-6.1	18.8	-14.1	-4.9	-2.2
Young chickens, including bulk, chilled, frozen, whole, and in parts.....		311615-1	-1.6	-8.6	-0.6	-0.2	-0.3	-5.1
Turkeys (including frozen, whole, and parts).....		311615-7	9.0	-0.5	-0.1	0.0	1.7	8.7
Other poultry and small game (including frozen), whole, and parts.....		311615-9	-3.5	-0.7	0.2	-0.9	2.9	0.1
Secondary products and miscellaneous receipts.....		311615-SM						
Secondary products.....		311615-S	-14.8	-4.5	-3.0	-4.6	1.0	-5.3
Seafood product preparation & packaging.....	3117		7.2	-0.2	2.5	-0.2	1.5	0.6
Seafood product preparation and packaging.....	31171		7.2	-0.2	2.5	-0.2	1.5	0.6
Seafood product preparation and packaging.....	311710		7.1	-0.2	2.4	-0.2	1.5	0.6
Primary products.....		311710-P	7.3	-0.2	2.5	-0.2	1.5	0.6
Prepared frozen shellfish.....		311710-3	28.2	0.8	15.5	-1.6	7.1	2.9
Prepared fresh fish/seafood, inc. surimi/surimi-based products.....		311710-6	12.8	1.9	2.2	0.2	1.6	1.5
Prepared frozen fish.....		311710-7	8.2	-0.2	1.0	0.2	0.0	0.7
Other prepared fresh and frozen seafood.....		311710-9	-23.1	-5.2	-4.4	-1.0	-0.7	-4.3
Secondary products and miscellaneous receipts.....		311710-SM						
Bakeries & tortilla mfg.....	3118		0.3	0.2	0.0	-0.2	0.6	0.1
Bread & bakery product mfg.....	31181		0.5	0.2	-0.1	0.1	0.7	0.1
Retail bakeries.....	311811		-0.1	0.8	-0.1	0.0	0.3	0.7
Primary products.....		311811-P	-0.1	1.0	0.0	0.0	0.4	0.8
Retail bakery products.....		311811-0	-0.1	1.0	0.0	0.0	0.4	0.8
Secondary products and miscellaneous receipts.....		311811-SM						
Miscellaneous receipts.....		311811-M	1.1	0.0	-2.0	0.0	0.0	0.0
Commercial bakeries.....	311812		0.2	0.2	0.0	0.1	0.2	0.0
Primary products.....		311812-P	0.2	0.2	0.0	0.1	0.2	0.0
Bread (white, wheat, rye, etc.), including frozen.....		311812-1	0.0	0.1	0.0	0.1	0.2	0.1
White pan bread.....		311812-15	0.5	0.3	-0.2	0.1	0.6	0.3
White hearth bread (French, Italian, etc.).....		311812-16	-0.4	-0.1	0.0	0.0	0.2	0.0
Dark wheat breads (whole wheat, cracked wheat, multigrain, etc.).....		311812-17	-1.4	0.3	0.2	0.1	-0.3	0.2
Other variety breads (rye, unleavened, raisin, potato, self-rising, salt-free, canned, etc.).....		311812-18	0.7	-0.1	0.3	0.1	0.1	-0.3
Rolls, bread-type (including muffins, bagels, and croissants), including frozen.....		311812-5	0.1	0.8	-0.1	-0.2	0.3	0.0
Rolls, hamburger and wiener.....		311812-51	-1.1	0.4	0.0	0.0	0.0	-0.2
All other rolls, bread-type (incl. muffins, bagels, and croissants).....		311812-59	1.0	1.1	-0.1	-0.3	0.7	0.2
Soft cakes, excluding frozen.....		311812-7	0.7	-0.6	-0.1	0.9	0.2	0.0
Pies (fruit, cream, and custard), excluding frozen.....		311812-8	0.7	-0.2	-0.1	1.3	0.0	-0.4
Other sweet goods, excluding frozen.....		311812-9	0.7	-0.6	0.1	0.1	0.1	-0.6
Secondary products and miscellaneous receipts.....		311812-SM						
Secondary products.....		311812-S	0.0	0.0	0.0	0.0	0.1	-0.1
Frozen cakes and other pastries manufacturing.....	311813		2.8	-0.2	-0.5	-0.1	3.4	0.1
Primary products.....		311813-P	2.7	-0.2	-0.5	-0.1	3.5	0.1
Frozen cakes, pies, and other pastries.....		311813-0	2.7	-0.2	-0.5	-0.1	3.5	0.1
Secondary products and miscellaneous receipts.....		311813-SM						
Secondary products.....		311813-S	3.0	0.0	-0.2	0.2	2.8	0.0
Cookie, cracker & pasta mfg.....	31182		-0.5	0.0	-0.2	-0.8	0.5	0.1
Cookie and cracker manufacturing.....	311821		0.5	0.4	-0.6	0.1	0.1	0.5
Primary products.....		311821-P	0.4	0.4	-0.7	0.0	0.1	0.6
Crackers, biscuits, and related products.....		311821-2	-1.8	-0.4	-1.4	0.0	-0.1	0.1
Cookies, wafers, and ice cream cones and cups (excluding frozen).....		311821-4	1.8	1.0	-0.3	0.0	0.2	0.8
Secondary products and miscellaneous receipts.....		311821-SM						
Dry pasta, dough, and flour mixes manufacturing from purchased flour.....	311824		-1.3	-0.2	0.2	-1.5	0.7	-0.3
Primary products.....		311824-P	-1.3	-0.2	0.1	-1.5	0.8	-0.3
Prepared flour mixes (incl refrigerated & frozen doughs & batters) made from purchased flour.....		311824-1	0.4	0.0	0.2	-0.1	1.0	-0.4
Cake mixes, including gingerbread, made from purchased flour.....		311824-11	-	-	0.0	0.0	0.0	0.0

See footnotes at end of table.

Table 12. Producer price index percentage changes for the net output of selected industries and their products, not seasonally adjusted — Continued
[February 2025]

Title ¹	Industry code	Product code	Unadjusted 12-month percent change ²	Unadjusted 1-month percent change ²				
			Feb. 2024 to Feb. 2025 ^P	Sept. to Oct.	Oct. to Nov. ^P	Nov. to Dec. ^P	Dec. to Jan. ^P	Jan. to Feb. ^P
Dry pasta, dough, and flour mixes manufacturing from purchased flour - Continued								
Flour mixes (refrigerated & frozen doughs & batters), ex cake mixes, made from purchased flour.....		311824-12	0.0	0.0	0.2	-0.1	1.0	-0.5
Dry macaroni, spaghetti and egg noodle products (excluding canned or frozen) ..		311824-3	-4.7	-0.6	0.0	-4.4	0.3	0.0
Secondary products and miscellaneous receipts.....		311824-SM						
Miscellaneous receipts.....		311824-M	—	0.0	7.0	0.0	0.0	0.0
Secondary products.....		311824-S	0.4	-0.4	0.0	0.0	0.7	0.0
Tortilla mfg.....	31183		3.0	1.6	1.1	0.0	0.0	0.0
Tortilla manufacturing.....	311830		3.0	1.6	1.1	0.0	0.0	0.0
Primary products.....		311830-P	3.1	1.7	1.1	0.0	0.0	0.0
Tortillas, sold in bulk or packages, excluding frozen or canned.....		311830-0	3.1	1.7	1.1	0.0	0.0	0.0
Secondary products and miscellaneous receipts.....		311830-SM						
Miscellaneous receipts.....		311830-M	0.6	0.0	0.0	0.0	0.0	0.0
Secondary products.....		311830-S	—	-0.4	0.0	0.0	0.0	—
Other food manufacturing.....	3119		13.5	-0.1	0.3	1.5	1.6	6.5
Snack food mfg.....	31191		5.7	-0.3	0.1	1.6	0.6	0.0
Roasted nuts and peanut butter manufacturing.....	311911		14.9	1.4	0.5	5.0	0.1	0.0
Primary products.....		311911-P	15.1	1.5	0.5	5.1	0.1	0.0
Nuts and seeds (salted, roasted, cooked, or blanched).....		311911-1	16.2	1.7	0.7	5.5	0.1	0.0
Nuts (salted, roasted, cooked, or blanched), sold in bulk.....		311911-11	17.3	1.7	0.8	6.0	-0.1	-0.2
Canned nuts (salted, roasted, cooked, or blanched).....		311911-12	4.0	3.2	0.9	-0.7	0.4	3.5
All other packaged nuts, including all types of seeds (salted, roasted, cooked, or blanched).....		311911-13	6.3	1.1	-1.2	-0.3	2.8	1.8
Peanut butter.....		311911-4	6.3	-0.4	-1.4	2.0	-0.1	0.1
Secondary products and miscellaneous receipts.....		311911-SM						
Secondary products.....		311911-S	1.3	-0.1	0.2	0.1	0.7	0.1
Other snack food manufacturing.....	311919		1.7	-1.1	0.0	0.0	0.9	0.0
Primary products.....		311919-P	1.8	-1.1	0.0	0.0	0.9	0.0
Potato chips and sticks, plain and flavored.....		311919-1	2.6	-2.9	0.0	0.0	2.4	0.0
Corn chips and related products.....		311919-4	1.4	0.0	0.0	0.0	0.0	0.0
Other chips, sticks (hard pretzels, bacon rinds, popcorn (except candied), etc.)...		311919-7	1.2	0.0	-0.1	0.0	0.0	0.0
Secondary products and miscellaneous receipts.....		311919-SM						
Coffee & tea mfg.....	31192		12.9	5.3	0.2	0.4	0.7	-0.2
Coffee and tea manufacturing.....	311920		12.9	5.3	0.2	0.4	0.7	-0.2
Primary products.....		311920-P	12.9	5.3	0.2	0.4	0.7	-0.3
Roasted coffee.....		311920-1	14.6	6.0	0.2	0.4	0.8	-0.3
Coffee, concentrated, including coffee substitutes.....		311920-5	1.4	0.0	0.0	0.0	1.1	0.2
Tea in consumer packages.....		311920-7	0.2	-0.7	0.0	0.2	-0.3	-0.1
Secondary products and miscellaneous receipts.....		311920-SM						
Miscellaneous receipts.....		311920-M	—	0.0	0.0	0.0	—	—
Flavoring syrup & concentrate mfg.....	31193		4.8	1.2	-0.8	0.0	3.6	0.0
Flavoring syrup and concentrate manufacturing.....	311930		4.8	1.2	-0.8	0.0	3.6	0.0
Primary products.....		311930-P	4.5	1.3	-0.8	0.0	3.7	0.0
Liquid beverage bases, excluding use by soft drink bottlers.....		311930-1	5.6	4.7	-3.0	0.0	2.6	0.0
Soft drink flavoring syrup, sold in bulk.....		311930-6	4.3	0.0	0.0	0.0	4.4	-0.1
Other flavoring agents (except chocolate syrups).....		311930-8	3.8	0.0	0.0	0.0	3.8	0.0
Secondary products and miscellaneous receipts.....		311930-SM						
Secondary products.....		311930-S	4.0	0.0	0.0	0.0	4.0	0.0
Seasoning & dressing mfg.....	31194		0.1	0.3	0.0	-0.6	0.2	0.0
Mayonnaise, dressing, and sauce manufacturing.....	311941		-0.8	0.0	-0.1	-1.1	0.0	0.0
Primary products.....		311941-P	-0.8	0.0	-0.1	-1.2	0.0	0.0
Vinegar and cider.....		311941-1	0.8	0.0	0.0	0.0	0.0	0.0
Prepared sauces, excluding tomato-based sauces and sauces comprised of 20 percent or more meat.....		311941-4	-2.3	0.0	0.0	-2.4	0.0	0.0
Mayonnaise, salad dressings, and sandwich spreads.....		311941-7	0.7	0.0	-0.2	0.0	0.0	0.0
Spoon-type salad dressing incl. mayonnaise, sandwich spreads, refrigerated dressings, semisolid.....		311941-75	0.2	0.0	0.0	0.0	0.0	0.0
Pourable-type salad dressing (reduced calorie, cheese, vinegar and oil, etc.)...		311941-76	1.5	0.0	-0.5	0.0	0.0	0.0
Secondary products and miscellaneous receipts.....		311941-SM						
Secondary products.....		311941-S	-1.0	0.1	0.0	0.0	0.0	0.0
Spice and extract manufacturing.....	311942		1.2	0.7	0.1	-0.1	0.5	0.0
Primary products.....		311942-P	1.2	1.1	0.1	-0.1	0.1	0.0

See footnotes at end of table.

Table 12. Producer price index percentage changes for the net output of selected industries and their products, not seasonally adjusted — Continued
 [February 2025]

Title ¹	Industry code	Product code	Unadjusted 12-month percent change ²	Unadjusted 1-month percent change ²				
			Feb. 2024 to Feb. 2025 ^P	Sept. to Oct.	Oct. to Nov. ^P	Nov. to Dec. ^P	Dec. to Jan. ^P	Jan. to Feb. ^P
Spice and extract manufacturing - Continued								
Table salt (evaporated), pepper (white and black), and other spices.....		311942-1	5.3	2.7	0.2	-0.3	0.2	0.1
Pepper and other spices in commercial sizes (1 lb or more).....		311942-16	19.7	9.8	1.1	-1.2	0.6	0.2
Flavoring extracts, emulsions, liquid flavors, and food colorings.....		311942-6	-2.1	0.0	0.0	0.0	0.0	0.0
Dry mix food preparations.....		311942-7	0.3	0.7	0.0	0.0	0.0	0.0
Secondary products and miscellaneous receipts.....		311942-SM						
Secondary products.....		311942-S	-	-9.8	0.3	-0.1	-	-
All other food mfg.....	31199		37.3	-3.3	1.2	4.0	3.5	24.9
Perishable prepared food manufacturing.....								
Primary products.....	311991		0.2	-0.3	1.1	3.7	-3.7	-0.8
Perishable prepared foods.....		311991-P	0.2	-0.3	1.1	3.8	-3.9	-0.8
		311991-0	0.2	-0.3	1.1	3.8	-3.9	-0.8
Secondary products and miscellaneous receipts.....		311991-SM						
Miscellaneous receipts.....		311991-M	-0.1	0.0	0.0	0.0	-0.1	0.0
Secondary products.....		311991-S	-	-	-	-	-	-
All other miscellaneous food manufacturing.....								
Primary products.....	311999		74.8	-6.1	1.4	4.3	10.5	46.8
All other miscellaneous manufactured foods.....		311999-P	80.7	-6.4	1.5	4.4	11.1	49.6
		311999-0	80.7	-6.4	1.5	4.4	11.1	49.6
Secondary products and miscellaneous receipts.....		311999-SM						
Beverage & tobacco mfg.....	312		4.4	-0.1	1.1	0.1	0.3	0.7
Beverage mfg.....	3121		0.4	-0.3	0.6	0.2	0.5	-0.3
Soft drink & ice mfg.....	31211		0.8	-0.8	1.1	0.2	1.1	-0.8
Soft drink manufacturing.....								
Primary products.....	312111		1.1	-1.0	1.4	0.2	1.4	-0.8
Soft drinks, non-carbonated.....		312111-P	1.2	-1.1	1.4	0.2	1.7	-0.8
Soft drinks, non-carbonated, fruit drinks, cocktails, and ades.....		312111-A	1.6	0.5	1.1	-3.2	5.7	-0.4
Soft drinks, non-carbonated, iced tea and other types.....		312111-A4	-1.7	0.3	0.1	0.1	0.0	0.4
Soft drinks, energy and sport.....		312111-A9	3.6	0.6	1.7	-5.2	9.3	-0.8
Soft drinks, carbonated, bottled, canned, glass, plastic.....		312111-B	0.2	0.1	2.4	-1.3	-1.5	0.6
Secondary products and miscellaneous receipts.....		312111-2	1.6	-2.0	1.0	1.9	1.9	-1.5
Miscellaneous receipts.....		312111-SM						
Secondary products.....		312111-M	8.0	-0.6	0.4	3.2	-1.7	2.3
		312111-S	-	3.3	1.2	0.2	-6.7	-2.6
Bottled water manufacturing.....								
Primary products.....	312112		-2.1	-0.1	-0.6	0.2	-0.9	-0.8
Bottled water.....		312112-P	-2.1	-0.1	-0.6	0.2	-0.9	-0.8
Secondary products and miscellaneous receipts.....		312112-0	-2.1	-0.1	-0.6	0.2	-0.9	-0.8
		312112-SM						
Ice manufacturing.....								
Primary products.....	312113		7.4	0.0	0.0	0.2	0.0	0.1
Ice, manufactured (cubed, crushed, etc.), including can or block.....		312113-P	6.1	0.0	0.0	0.2	0.0	0.1
Secondary products and miscellaneous receipts.....		312113-0	6.1	0.0	0.0	0.2	0.0	0.1
Miscellaneous receipts.....		312113-SM						
		312113-M	0.3	0.0	0.0	0.0	0.0	0.0
Breweries.....	31212		1.0	0.3	0.1	0.1	0.2	0.3
Breweries.....								
Primary products.....	312120		1.0	0.3	0.1	0.1	0.2	0.3
Canned beer and ale case goods.....		312120-P	1.1	0.3	0.1	0.1	0.2	0.4
Bottled beer and ale case goods.....		312120-1	0.5	0.1	0.0	0.2	0.2	0.1
Beer and ale in barrels and kegs.....		312120-5	1.6	0.1	0.6	0.0	0.1	1.6
All other malt beverages and brewing products.....		312120-7	1.1	0.4	0.0	0.0	0.1	0.0
Secondary products and miscellaneous receipts.....		312120-9	3.5	2.0	0.0	0.0	1.6	0.3
Miscellaneous receipts.....		312120-SM						
		312120-M	0.0	0.0	0.0	0.0	0.0	0.0
Wineries.....	31213		-0.7	0.1	0.3	0.1	-0.4	0.0
Wineries.....								
Primary products.....	312130		-0.7	0.1	0.3	0.1	-0.4	0.0
Wines, brandy, and brandy spirits.....		312130-P	-0.8	0.1	0.3	0.2	-0.4	0.0
Wines, white, red, and rose grape, and other fruits, 14 percent or less alcohol.....		312130-0	-0.8	0.1	0.3	0.2	-0.4	0.0
Wines, white grape, 14 percent or less alcohol content.....		312130-08	-0.6	0.4	0.3	0.1	-0.4	0.0
Wines, red grape, 14 percent or less alcohol content.....		312130-0811	0.5	0.4	0.4	0.1	0.5	0.0
Wines, rose grape and other fruits and berries, 14 percent or less alcohol.....		312130-0821	-1.8	0.4	0.2	0.1	-1.3	0.0
Wines, dessert, effervescent, and wine coolers.....		312130-0831	0.1	-0.9	0.7	-0.5	0.2	-0.3
All other wines, brandy, and brandy spirits.....		312130-09	-1.9	-0.3	-0.4	2.6	-1.0	-0.5
Secondary products and miscellaneous receipts.....		312130-0B	-2.1	-2.6	0.7	-0.7	-0.4	-0.1
Miscellaneous receipts.....		312130-SM						
		312130-M	0.6	0.0	0.0	0.0	0.6	0.0

See footnotes at end of table.

Table 12. Producer price index percentage changes for the net output of selected industries and their products, not seasonally adjusted — Continued
 [February 2025]

Title ¹	Industry code	Product code	Unadjusted 12-month percent change ²	Unadjusted 1-month percent change ²				
				Feb. 2024 to Feb. 2025 ^P	Sept. to Oct.	Oct. to Nov. ^P	Nov. to Dec. ^P	Dec. to Jan. ^P
Distilleries.....	31214		-1.0	0.0	0.0	-0.1	0.0	0.0
Distilleries.....	312140		-1.0	0.0	0.0	-0.1	0.0	0.0
Primary products.....		312140-P	-1.0	0.0	0.0	-0.1	0.0	0.0
Distilled liquor, excluding brandy.....		312140-2	-2.5	0.0	0.0	-0.2	0.0	0.0
Distilled whiskey, all other distilled liquor, excluding brandy.....		312140-22	-2.5	0.0	0.0	-0.2	0.0	0.0
Bottled liquor, excluding brandy.....		312140-5	0.2	0.0	0.0	0.0	0.0	0.0
Bottled whiskey.....		312140-5B	0.1	0.0	0.0	0.0	0.0	0.0
Bottled gin, vodka, rum, cordials, cocktails, and similiar compounds.....		312140-5C	0.4	0.0	0.0	0.0	0.0	0.0
Secondary products and miscellaneous receipts.....		312140-SM						
Miscellaneous receipts.....		312140-M	4.1	0.0	0.0	0.0	0.0	0.0
Secondary products.....		312140-S	-	1.6	-0.2	0.1	1.9	-0.3
Tobacco mfg.....	3122		10.8	0.4	1.9	0.0	0.1	2.3
Tobacco manufacturing.....	31223		10.8	0.4	1.9	0.0	0.1	2.3
Tobacco manufacturing.....	312230		10.8	0.4	1.9	0.0	0.1	2.3
Primary products.....		312230-P	10.9	0.4	1.9	0.0	0.0	2.3
Tobacco stemming and redrying.....		312230-0	6.9	0.0	0.0	0.0	1.5	0.1
Tobacco, unstemmed leaf, redried before packing.....		312230-01	4.4	0.0	0.0	0.0	0.9	0.1
Tobacco, stemmed.....		312230-04	10.0	0.0	0.0	0.0	2.2	0.0
Cigarettes, excluding electronic.....		312230-1	11.7	0.3	2.2	0.0	0.0	2.6
Other tobacco products.....		312230-9	5.7	0.5	0.0	0.2	0.1	0.9
Cigars.....		312230-91	6.1	2.5	0.0	0.0	0.0	0.0
Chewing and smoking tobacco.....		312230-94	5.6	0.0	0.0	0.3	0.0	1.1
Secondary products and miscellaneous receipts.....		312230-SM						
Textile mills.....	313		-0.1	-0.1	-0.2	0.3	0.1	0.1
Fiber, yarn, and thread mills.....	3131		-3.2	-0.8	-0.1	0.9	0.1	-0.3
Fiber, yarn, and thread mills.....	31311		-3.2	-0.8	-0.1	0.9	0.1	-0.3
Fiber, yarn, and thread mills.....	313110		-3.2	-0.8	-0.1	0.9	0.1	-0.3
Primary products.....		313110-P	-3.2	-0.7	-0.1	0.9	0.1	-0.3
Spun yarns.....		313110-4	-4.3	-1.1	0.0	0.2	0.0	0.0
Cotton spun yarns.....		313110-42	-1.6	-2.3	0.0	0.2	0.0	0.0
Rayon, acetate, and lyocell spun yarns.....		313110-45	0.0	0.0	0.0	0.0	0.0	0.0
Noncellulosic fiber and other natural fiber (excluding cotton and wool) spun yarns.....		313110-47	-0.8	-1.5	0.0	1.0	0.0	0.0
Other noncellulosic fiber & other natural fiber yarns, spun & finished in the same est.....		313110-475	2.3	0.0	0.0	3.2	0.0	0.0
Textured and twisted yarns.....		313110-6	-2.2	-0.5	-0.2	1.7	0.1	-0.6
Textured/crimped/bulked filament yarns, incl. stretch yarn, made from purchased filament yarn.....		313110-6H	-2.4	-0.4	-0.2	1.9	0.0	-0.7
Fabric mills.....	3132		0.6	0.1	-0.3	0.1	0.2	0.0
Broadwoven fabric mills.....	31321		0.2	0.5	0.0	0.0	-0.3	0.0
Broadwoven fabric mills.....	313210		0.2	0.5	0.0	0.0	-0.3	0.0
Primary products.....		313210-P	0.2	0.5	0.0	0.0	-0.3	0.0
Fabricated textile products, made in weaving mills.....		313210-W	-3.0	0.0	0.0	0.0	-3.6	1.2
Cotton broadwoven fabrics.....		313210-4	-0.5	0.9	-0.3	-0.3	-0.1	0.1
Manmade, silk, and other natural fiber (excluding cotton and wool) broadwoven fabrics.....		313210-8	0.9	0.4	0.1	0.1	-0.2	-0.1
Greige manmade, silk, and other natural fiber (exc cotton/wool) broadwoven fabrics.....		313210-81	1.1	0.6	0.2	0.1	-0.2	-0.1
Finished manmade, silk, & natural fiber (exc cotton/wool) broadwoven, finished in weaving mills.....		313210-83	0.4	0.0	0.0	0.0	0.0	0.0
Secondary products and miscellaneous receipts.....		313210-SM						
Narrow fabric mills and schiffli embroidery.....	31322		0.7	0.8	0.1	0.0	0.1	0.0
Narrow fabric mills and schiffli embroidery.....	313220		0.7	0.8	0.1	0.0	0.1	0.0
Primary products.....		313220-P	0.7	0.8	0.1	0.0	0.1	0.0
Woven narrow fabrics (12 inches or less in width).....		313220-2	0.7	1.1	0.1	0.0	0.0	0.0
Braided narrow fabrics (12 inches or less in width).....		313220-4	1.8	0.6	0.0	0.0	0.9	0.0
Secondary products and miscellaneous receipts.....		313220-SM						
Secondary products.....		313220-S	0.8	0.0	0.0	0.0	0.3	0.2
Nonwoven fabric mills.....	31323		0.6	-0.4	-0.7	0.2	0.6	0.0
Nonwoven fabric mills.....	313230		0.6	-0.4	-0.7	0.2	0.6	0.0
Primary products.....		313230-P	0.6	-0.4	-0.7	0.2	0.6	0.0
Nonwoven fabrics.....		313230-1	0.5	-0.4	-0.7	0.2	0.5	0.0

See footnotes at end of table.

Table 12. Producer price index percentage changes for the net output of selected industries and their products, not seasonally adjusted — Continued
 [February 2025]

Title ¹	Industry code	Product code	Unadjusted 12-month percent change ²	Unadjusted 1-month percent change ²				
				Feb. 2024 to Feb. 2025 ^P	Sept. to Oct.	Oct. to Nov. ^P	Nov. to Dec. ^P	Dec. to Jan. ^P
Nonwoven fabric mills - Continued								
Pressed, punched, or needled felts, excluding hats		313230-5	2.2	0.0	0.1	0.0	0.9	0.2
Knit fabric mills.....	31324		1.8	0.6	0.4	0.1	0.4	0.3
Knit fabric mills.....	313240		1.8	0.6	0.4	0.1	0.4	0.3
Primary products.....		313240-P	1.8	0.6	0.4	0.1	0.4	0.3
Weft (circular) knit fabrics.....		313240-2	0.7	0.0	-0.1	0.0	0.6	0.0
Weft (circular) knit fabrics, greige goods (excluding hosiery).....		313240-21	0.0	0.0	0.0	0.0	0.0	0.0
Weft (circular) knit fabrics, knit and finished in the same establishment (excl hosiery).....		313240-23	0.8	0.0	-0.2	0.0	1.0	0.0
Other knit fabrics and laces.....		313240-4	2.8	1.2	0.8	0.2	0.2	0.5
Warp knit fabrics, greige goods (excluding hosiery).....		313240-41	-0.1	0.8	0.3	0.0	0.0	0.2
Warp knit fabrics, knit and finished in same establishment.....		313240-43	5.6	1.7	1.3	0.4	0.3	0.7
Secondary products and miscellaneous receipts.....		313240-SM1						
Textile and fabric finishing mills.....	3133		1.3	0.2	0.0	0.0	0.0	0.6
Textile and fabric finishing mills.....	31331		0.6	0.1	0.0	0.0	0.0	0.3
Textile and fabric finishing mills.....	313310		0.6	0.1	0.0	0.0	0.0	0.3
Primary products.....		313310-P	0.7	0.1	0.0	0.0	0.0	0.3
Textile and fabric finishing, except broadwoven.....		313310-B	-1.7	0.0	0.0	0.2	0.0	0.6
Finished broadwoven fabrics, finished in finishing mills.....		313310-4	1.4	0.1	0.0	-0.1	0.0	0.3
Commission finishing of cotton broadwoven fabrics.....		313310-43	-0.3	-0.1	-0.1	-0.1	0.0	0.0
Other finished broadwoven fabrics (excl. cotton and wool), finished in finishing mills.....		313310-45	6.7	0.4	0.0	-0.3	0.6	0.7
Other commission finishing of broadwoven fabrics (excl. cotton & wool).....		313310-47	-1.4	-0.1	0.1	0.0	-0.5	0.0
Secondary products and miscellaneous receipts.....		313310-SM						
Fabric coating mills.....	31332		2.8	0.5	0.0	0.1	0.1	1.0
Fabric coating mills.....	313320		2.8	0.5	0.0	0.1	0.1	1.0
Primary products.....		313320-P	2.8	0.5	0.0	0.1	0.1	1.0
Vinyl coated fabrics, including expanded vinyl coated.....		313320-1	0.5	2.0	0.1	0.1	0.0	0.0
Rubber coated fabrics, garments, and footwear.....		313320-4	2.5	0.0	0.0	0.0	2.3	0.0
Coated or laminated fabrics and coated yarns, incl. impregnated fabrics.....		313320-5	3.8	0.0	-0.1	0.1	-0.2	1.6
Secondary products and miscellaneous receipts.....		313320-SM						
Secondary products.....		313320-S	-	-1.6	0.0	-0.7	-0.2	-
Textile product mills.....	314		2.4	-0.6	-0.6	0.0	1.3	0.2
Textile furnishings mills.....	3141		3.0	-0.9	-1.0	0.0	1.8	0.0
Carpet and rug mills.....	31411		3.6	-1.3	-1.3	0.0	2.4	0.0
Carpet and rug mills.....	314110		3.6	-1.3	-1.3	0.0	2.4	0.0
Primary products.....		314110-P	3.6	-1.3	-1.3	0.0	2.4	0.0
Carpet and rugs.....		314110-0	3.6	-1.3	-1.3	0.0	2.4	0.0
Secondary products and miscellaneous receipts.....		314110-SM						
Curtain and linen mills.....	31412		1.3	0.4	0.0	0.0	0.1	0.1
Curtain and linen mills.....	314120		1.3	0.4	0.0	0.0	0.1	0.1
Primary products.....		314120-P	1.1	0.4	0.0	0.0	0.0	0.1
Curtains and draperies, made from purchased materials.....		314120-1	3.5	1.3	0.0	0.0	0.0	0.0
Other household textile products, made from purchased materials.....		314120-8	0.0	0.0	0.0	0.0	0.0	0.2
Bedspreads, made from purchased materials.....		314120-83	0.0	0.0	0.0	0.0	0.0	0.0
Other household furnishings, made from purchased materials.....		314120-89	0.0	0.0	0.0	0.0	0.0	0.2
Secondary products and miscellaneous receipts.....		314120-SM						
Miscellaneous receipts.....		314120-M	5.9	0.0	0.0	0.0	2.9	0.0
Secondary products.....		314120-S	3.7	1.3	0.0	0.0	0.1	0.2
Other textile product mills.....	3149		1.7	-0.1	-0.1	0.0	0.6	0.3
Textile bag and canvas mills.....	31491		4.0	0.2	0.1	0.5	1.0	0.1
Textile bag and canvas mills.....	314910		4.0	0.2	0.1	0.5	1.0	0.1
Primary products.....		314910-P	4.2	0.3	0.0	0.6	1.1	0.1
Textile bags.....		314910-1	3.7	0.3	0.0	0.0	2.0	0.4
Duffle bags.....		314910-11	1.2	0.0	0.3	0.0	0.0	0.2
All other textile bags.....		314910-13	3.9	0.3	0.0	0.0	2.2	0.4
Canvas and related products.....		314910-5	4.3	0.3	0.0	0.7	1.0	0.0
Secondary products and miscellaneous receipts.....		314910-SM						
Miscellaneous receipts.....		314910-M	-	0.0	0.0	0.0	6.4	-
Secondary products.....		314910-S	1.5	0.0	1.2	0.0	0.0	0.1

See footnotes at end of table.

Table 12. Producer price index percentage changes for the net output of selected industries and their products, not seasonally adjusted — Continued
 [February 2025]

Title ¹	Industry code	Product code	Unadjusted 12-month percent change ²	Unadjusted 1-month percent change ²				
				Feb. 2024 to Feb. 2025 ^P	Sept. to Oct.	Oct. to Nov. ^P	Nov. to Dec. ^P	Dec. to Jan. ^P
All other textile product mills.....	31499		0.5	-0.3	-0.2	-0.2	0.4	0.5
Rope, twine, tire cord, and tire fabric mills.....	314994		-0.7	-0.3	-0.8	0.1	0.5	0.4
Primary products.....		314994-P	-0.8	-0.3	-0.8	0.1	0.5	0.4
Rope, cordage, and twine.....		314994-4	3.6	0.1	-0.1	0.3	0.9	0.7
Tire cord and tire fabrics.....		314994-7	-4.8	-0.7	-1.6	0.0	0.0	0.0
Secondary products and miscellaneous receipts.....		314994-SM						
Miscellaneous receipts.....		314994-M	0.9	-2.2	0.0	0.1	1.0	0.0
All other miscellaneous textile product mills.....	314999		0.9	-0.3	0.0	-0.3	0.4	0.5
Primary products.....		314999-P	0.4	-0.3	0.0	-0.3	0.5	0.4
Embroideries (excluding Schifflli machine products) and embroidery contractors. . .		314999-6	1.4	0.0	0.0	0.0	0.0	0.5
Trimmings and findings, excluding automobile and apparel.....		314999-7	0.1	0.0	0.0	-7.1	0.0	0.0
All other miscellaneous fabricated textile products.....		314999-8	0.1	-0.3	0.1	0.0	0.1	0.4
Secondary products and miscellaneous receipts.....		314999-SM						
Miscellaneous receipts.....		314999-M	3.5	0.0	0.0	-0.2	0.1	2.5
Secondary products.....		314999-S	4.5	0.0	0.0	0.0	0.2	0.1
Apparel manufacturing.....	315		5.7	0.1	0.2	0.0	0.4	0.1
Apparel knitting mills.....	3151		-0.1	-0.2	0.0	0.0	0.1	0.0
Apparel Knitting Mills.....	31512		-0.1	-0.2	0.0	0.0	0.1	0.0
Apparel knitting mills.....	315120		-0.1	-0.2	0.0	0.0	0.1	0.0
Primary products.....		315120-P	-0.1	-0.2	0.0	0.0	0.1	0.0
Hosiery and socks.....		315120-1	-0.2	-0.2	0.0	0.0	0.0	0.0
Hosiery and socks.....		315120-10	-0.2	-0.2	0.0	0.0	0.0	0.0
Other apparel knitting mills.....		315120-2	0.5	0.0	0.0	0.0	0.5	0.0
Outerwear, made in knitting mills.....		315120-28	-	0.0	0.0	0.0	0.5	0.0
Other knit outerwear (exc. sweaters & shirts) and apparel products, made in knitting mills.....		315120-289	-	0.0	0.0	0.0	0.0	0.0
Secondary products and miscellaneous receipts.....		315120-SM						
Cut and sew apparel manufacturing.....	3152		6.5	0.2	0.1	0.0	0.4	0.1
Cut and sew apparel contractors.....	31521		22.7	0.0	0.0	0.0	0.0	0.0
Cut and sew apparel contractors.....	315210		22.7	0.0	0.0	0.0	0.0	0.0
Primary products.....		315210-P	23.0	0.0	0.0	0.0	0.0	0.0
Contract receipts for women's, girls', and infants' apparel.....		315210-2	-	0.0	0.0	0.0	0.0	-
Contract receipts for men's and boys' (including unisex) apparel.....		315210-4	12.7	0.0	0.0	0.0	0.0	0.0
Contract receipts for men's and boys' pants, work apparel, and other outerwear.....		315210-48	0.0	0.0	0.0	0.0	0.0	0.0
Secondary products and miscellaneous receipts.....		315210-SM						
Cut and sew apparel manufacturing (except contractors).....	31525		1.1	0.2	0.2	0.0	0.5	0.1
Cut and sew apparel manufacturing (except contractors).....	315250		1.1	0.2	0.2	0.0	0.5	0.1
Primary products.....		315250-P	1.0	0.2	0.2	0.0	0.5	0.1
Men's and boys' cut and sew apparel manufacturing.....		315250-1	1.0	0.9	0.7	0.0	0.4	0.0
Men's and boys' nightwear, robes, and underwear, made from purchased fabrics.....		315250-11	3.9	0.0	0.0	0.0	3.5	0.0
Men's and boys' suits, coats, and overcoats, made from purchased fabrics. . . .		315250-12	1.8	1.4	0.0	0.0	0.0	0.0
Men's and boys' shirts, except work shirts, made from purchased fabrics.....		315250-13	0.6	0.0	0.0	0.0	0.6	0.0
Men's and boys' pants, except work pants, made from purchased fabrics.		315250-14	-1.9	0.0	0.0	0.0	0.0	0.0
Men's and boys' work clothing, made from purchased fabrics.....		315250-15	0.4	1.5	3.4	0.0	1.1	-0.2
Men's and boys' other outerwear, made from purchased fabrics.		315250-16	0.7	0.0	0.2	0.0	0.3	0.2
Women's, girls', and infants' cut and sew apparel manufacturing.....		315250-2	0.2	0.0	0.0	0.0	0.0	-0.1
Women's and girls' lingerie and nightwear, made from purchased fabrics.		315250-21	0.1	0.0	0.0	0.0	0.1	0.0
Women's and girls' blouses and shirts, made from purchased fabrics.		315250-22	0.0	0.0	0.0	0.0	0.0	0.0
Women's and girls' dresses, made from purchased fabrics.....		315250-23	0.3	0.0	0.0	0.0	0.0	0.0
Women's and girls' suits, coats, and skirts, made from purchased fabrics.		315250-24	0.3	0.0	0.0	0.2	0.0	0.0
Women's and girls' other outerwear, made from purchased fabrics.....		315250-25	0.3	0.0	0.0	0.0	0.0	-0.4
Other cut and sew apparel manufacturing.....		315250-3	3.2	0.0	0.0	0.0	2.0	0.9
Fur and leather apparel, made from purchased materials.....		315250-31	3.2	0.0	0.0	0.0	3.2	0.0
All other cut and sew apparel, made from purchased materials.....		315250-32	3.2	0.0	0.0	0.0	1.8	1.0
Secondary products and miscellaneous receipts.....		315250-SM						
Miscellaneous receipts.....		315250-M	2.3	0.0	0.6	0.0	0.6	0.0
Secondary products.....		315250-S	3.5	0.2	0.2	0.0	1.1	0.1
Accessories and other apparel manufacturing.....	3159		3.7	-0.3	0.9	0.0	1.2	0.0
Accessories and other apparel manufacturing.....	31599		3.7	-0.3	0.9	0.0	1.2	0.0

See footnotes at end of table.

Table 12. Producer price index percentage changes for the net output of selected industries and their products, not seasonally adjusted — Continued
[February 2025]

Title ¹	Industry code	Product code	Unadjusted 12-month percent change ²	Unadjusted 1-month percent change ²				
			Feb. 2024 to Feb. 2025 ^P	Sept. to Oct.	Oct. to Nov. ^P	Nov. to Dec. ^P	Dec. to Jan. ^P	Jan. to Feb. ^P
Accessories and other apparel manufacturing.....	315990		3.7	-0.3	0.9	0.0	1.2	0.0
Primary products.....		315990-P	3.7	-0.3	1.0	0.0	1.2	0.0
All other accessories and apparel.....		315990-B	2.8	0.0	2.4	0.0	0.0	0.0
Leather belts, made from purchased materials.....		315990-BC	—	0.0	0.0	—	—	—
All other apparel accessories, made from purchased materials.....		315990-BE	2.8	0.0	2.8	0.0	0.0	0.0
Hats, caps, and millinery products.....		315990-4	5.6	-0.9	0.0	0.0	2.8	0.0
Men's and boys' fabric, straw, and felt hats, made from purchased materials....		315990-41	7.0	-1.1	0.0	0.0	3.4	0.0
Women's, girls', and infants' fabric, straw, and felt hats, made from purchased materials.....		315990-43	4.1	0.0	0.0	0.0	0.0	0.0
Hat bodies and fabric caps, made from purchased materials.....		315990-45	-3.4	0.0	0.0	0.0	0.0	0.0
Gloves and mittens, made from purchased materials.....		315990-7	1.1	0.0	0.0	0.0	0.0	0.0
Secondary products and miscellaneous receipts.....		315990-SM						
Miscellaneous receipts.....		315990-M	4.7	0.0	0.0	0.0	0.0	0.0
Secondary products.....		315990-S	2.7	0.0	0.0	0.0	1.7	0.0
Leather and allied product manufacturing.....	316		1.1	0.3	0.3	0.1	0.1	0.2
Leather and hide tanning and finishing.....	3161		-1.2	0.2	0.4	0.5	-0.2	-0.8
Leather and hide tanning and finishing.....	31611		-1.2	0.2	0.4	0.5	-0.2	-0.8
Leather and hide tanning and finishing.....	316110		-1.2	0.2	0.4	0.5	-0.2	-0.8
Primary products.....		316110-P	-1.2	0.2	0.4	0.5	-0.2	-0.8
Finished and unfinished leather.....		316110-1	-1.6	0.2	0.5	0.5	-0.2	-0.9
Tanning or finishing leather owned by others, and furs, dressed and dyed or bleached.....		316110-2	1.8	0.0	0.0	0.0	0.5	0.0
Contract and commission receipts for tanning or finishing leather owned by others.....		316110-21	0.3	0.0	0.0	0.0	0.6	0.0
Secondary products and miscellaneous receipts.....		316110-SM						
Footwear manufacturing.....	3162		2.5	0.4	0.0	0.0	0.3	1.0
Footwear manufacturing.....	31621		2.5	0.4	0.0	0.0	0.3	1.0
Footwear manufacturing.....	316210		2.5	0.4	0.0	0.0	0.3	1.0
Primary products.....		316210-P	2.5	0.5	0.0	0.0	0.3	1.0
Rubber and plastics footwear, including athletic footwear.....		316210-1	0.9	0.0	0.0	0.0	0.2	0.6
Men's footwear (size 6 and larger), excluding athletic.....		316210-2	3.1	0.3	0.0	0.0	0.4	1.7
Women's footwear (size 4 and larger), excluding athletic.....		316210-5	3.7	1.5	0.0	0.0	0.1	0.0
Secondary products and miscellaneous receipts.....		316210-SM						
Miscellaneous receipts.....		316210-M	-1.0	0.0	0.0	0.0	0.0	0.0
Other leather product manufacturing.....	3169		1.4	0.2	0.5	0.0	0.0	0.1
Other leather product manufacturing.....	31699		1.4	0.2	0.5	0.0	0.0	0.1
Other leather and allied product manufacturing.....	316990		1.4	0.2	0.5	0.0	0.0	0.1
Primary products.....		316990-P	1.4	0.2	0.5	0.0	0.0	0.1
Women's and children's handbags and purses.....		316990-1	0.1	0.1	0.2	-0.2	0.0	0.0
All other leather goods and allied products.....		316990-2	1.8	0.2	0.6	0.0	0.0	0.2
Luggage (including suitcases, travel bags, backpacks, and other types).....		316990-21	0.7	0.0	0.0	0.0	0.0	0.4
Personal leather goods (excluding women's handbags and purses).....		316990-22	0.0	0.0	0.0	0.0	0.0	0.0
Boot and shoe cut stock and findings.....		316990-24	0.0	0.0	0.0	0.0	0.0	0.0
All other miscellaneous leather goods.....		316990-25	2.9	0.4	1.2	0.0	0.0	0.0
Secondary products and miscellaneous receipts.....		316990-SM						
Miscellaneous receipts.....		316990-M	—	0.0	—	—	—	—
Wood product manufacturing.....	321		0.4	0.4	0.8	0.5	-0.4	0.3
Sawmills and wood preservation.....	3211		4.4	0.6	1.5	0.6	-0.8	0.9
Sawmills and wood preservation.....	32111		4.4	0.6	1.5	0.6	-0.8	0.9
Sawmills.....	321113		6.2	0.7	2.0	0.6	-1.3	1.7
Primary products.....		321113-P	6.7	0.8	2.2	0.7	-1.4	1.9
Hardwood lumber, made in sawmills.....		321113-1	-0.4	-0.3	-0.3	-0.2	0.4	0.0
Softwood lumber, made in sawmills.....		321113-3	11.7	1.5	3.9	1.2	-2.4	3.0
Softwood dressed lumber, less than 2 inches in nominal thickness, not edge worked.....		321113-32	11.2	-0.7	0.6	2.6	2.1	7.0
Softwood dressed 2-inch lumber, 2 inches in nominal thickness only, not edge worked.....		321113-33	20.1	2.8	6.9	1.7	-4.6	4.2
Softwood dressed lumber and timbers, more than 2 inches in nominal thickness, not edge worked.....		321113-34	-0.7	0.4	0.2	-0.2	0.4	0.2
Wood chips, excluding field chips.....		321113-5	-0.2	-0.1	-0.6	0.0	0.4	0.0
Wood ties, siding, shingles, and shakes, and contract sawing of logs owned by others.....		321113-7	-3.4	0.0	0.0	0.0	0.0	0.0

See footnotes at end of table.

Table 12. Producer price index percentage changes for the net output of selected industries and their products, not seasonally adjusted — Continued
 [February 2025]

Title ¹	Industry code	Product code	Unadjusted 12-month percent change ²	Unadjusted 1-month percent change ²				
			Feb. 2024 to Feb. 2025 ^P	Sept. to Oct.	Oct. to Nov. ^P	Nov. to Dec. ^P	Dec. to Jan. ^P	Jan. to Feb. ^P
Sawmills - Continued								
Secondary products and miscellaneous receipts.....		321113-SM						
Wood preservation.....	321114		-1.8	0.1	-0.3	0.3	0.7	-2.0
Primary products.....		321114-P	-2.5	0.1	-0.3	0.2	0.6	-2.3
Wood poles, piles, and posts owned and treated by the same establishment.....		321114-1	-3.8	-0.3	-1.1	0.5	0.8	-3.4
Other wood products owned and treated by the same establishment.....		321114-5	-1.0	0.6	0.7	-0.2	0.3	-1.1
Receipts for treating wood owned by others w/ arsenical chemicals, creosote, & other chemicals.....		321114-9	0.1	0.0	-0.1	0.2	0.1	0.0
Secondary products and miscellaneous receipts.....		321114-SM						
Plywood and engineered wood product mfg.....	3212		-4.4	0.0	1.8	1.2	-2.0	0.4
Plywood and engineered wood product mfg.....	32121		-4.4	0.0	1.8	1.2	-2.0	0.4
Hardwood veneer and plywood manufacturing.....	321211		-0.9	0.2	-0.2	-0.1	0.4	0.2
Primary products.....		321211-P	-0.8	0.3	-0.3	-0.1	0.5	0.1
Hardwood veneer, including veneer backed with paper, cloth, or other flexible material.....		321211-1	0.2	-0.3	0.5	-0.3	0.2	0.1
Hardwood plywood.....		321211-4	-	1.6	-1.5	0.1	0.6	-
Hardwood veneered panels, including two-ply veneers.....		321211-7	-1.8	-0.3	-0.1	-0.2	1.2	0.1
Secondary products and miscellaneous receipts.....		321211-SM						
Softwood veneer and plywood manufacturing.....	321212		-5.7	-0.1	0.0	-1.0	-2.0	3.6
Primary products.....		321212-P	-6.4	-0.2	0.1	-1.0	-2.2	3.8
Softwood veneer, incl. veneer backed w/ paper, cloth, or other flexible material.....		321212-1	-3.3	-0.3	-0.4	1.1	0.3	0.8
Softwood plywood products: rough, sanded, and specialties.....		321212-4	-8.1	-0.1	0.4	-2.1	-3.7	5.6
Secondary products and miscellaneous receipts.....		321212-SM						
Secondary products.....		321212-S	4.7	1.1	-1.1	-1.4	0.7	0.0
Engineered wood member manufacturing.....	321215		-3.3	0.3	-0.3	-0.1	-0.9	0.0
Primary products.....		321215-P	-3.1	0.5	-0.1	0.1	-1.2	0.3
Engineered wood members (excluding trusses).....		321215-1	-1.5	-1.3	0.1	-0.6	-0.4	0.0
Laminated veneer lumber.....		321215-11	-	-1.3	0.2	-	-	-
Other engineered structural wood members, excluding trusses & laminated veneer lumber.....		321215-12	-0.6	-1.3	0.1	0.0	0.0	0.0
Wood trusses.....		321215-2	-3.8	1.2	-0.2	0.3	-1.5	0.5
Secondary products and miscellaneous receipts.....		321215-SM						
Reconstituted wood product manufacturing.....	321219		-6.2	-0.4	6.2	4.2	-4.1	-0.5
Primary products.....		321219-P	-5.9	-0.3	6.4	4.4	-4.2	-0.5
Hardboard products.....		321219-B	2.4	0.0	0.0	-0.6	-0.5	3.8
Particleboard made from particleboard produced at the same location.....		321219-1	3.2	0.4	-0.1	0.1	-1.1	0.0
Medium density fiberboard (MDF) made from MDF produced at the same location.....		321219-3	-	0.0	-0.1	-0.2	-1.2	-
Secondary products and miscellaneous receipts.....		321219-SM						
Other wood product manufacturing.....	3219		1.3	0.5	0.0	0.1	0.5	0.0
Millwork.....	32191		1.7	0.5	0.1	0.2	0.3	-0.1
Wood window and door manufacturing.....	321911		1.4	0.3	-0.2	0.1	0.1	0.8
Primary products.....		321911-P	1.3	0.2	-0.2	0.1	0.1	0.9
Wood window units.....		321911-1	3.0	0.0	0.0	0.0	1.1	1.8
Double hung wood window units.....		321911-11	1.8	0.0	0.0	0.0	1.8	0.0
Casement wood window units.....		321911-12	2.6	0.0	0.0	0.0	0.5	2.1
All other wood window units, including horizontal sliding, awning and single hung.....		321911-13	6.8	0.0	0.0	0.0	1.0	5.7
Wood sash, excluding sash shipped in window units.....		321911-3	2.9	0.0	0.0	0.0	1.3	1.6
Wood window & door frames, incl. door frames in door units, excl. window frames in window units.....		321911-5	2.8	1.9	0.0	0.6	-1.0	0.2
Wood panel, flush, & molded face doors, interior & exterior, incl. doors with glazed sections.....		321911-7	-3.1	-0.3	-0.7	0.0	-0.9	-1.5
Other wood doors, incl. garage, patio, bifold, cabinet, screen, storm and louver.....		321911-9	2.4	-0.1	0.0	0.0	0.0	2.3
Secondary products and miscellaneous receipts.....		321911-SM						
Secondary products.....		321911-S	1.2	1.2	0.0	0.0	-0.3	0.8
Cut stock, resawing lumber, and planing.....	321912		7.5	1.6	0.9	1.2	1.8	0.1
Primary products.....		321912-P	10.7	1.9	1.0	1.4	2.2	0.1
Softwood lumber, made from purchased lumber.....		321912-3	6.4	3.2	0.8	0.6	2.5	-0.1
Hardwood cut stock and dimension.....		321912-6	-	2.2	2.2	2.4	2.3	-
Softwood cut stock and dimension.....		321912-8	5.6	1.1	0.2	0.8	2.1	2.6
Sawn wood fence stock, wood lath, and contract resawing and planing.....		321912-9	0.0	0.0	0.0	0.0	0.0	0.0
Secondary products and miscellaneous receipts.....		321912-SM						

See footnotes at end of table.

Table 12. Producer price index percentage changes for the net output of selected industries and their products, not seasonally adjusted — Continued
 [February 2025]

Title ¹	Industry code	Product code	Unadjusted 12-month percent change ²	Unadjusted 1-month percent change ²				
				Feb. 2024 to Feb. 2025 ^P	Sept. to Oct.	Oct. to Nov. ^P	Nov. to Dec. ^P	Dec. to Jan. ^P
Other millwork, including flooring.....	321918		-2.2	0.1	-0.1	-0.2	-0.7	-1.8
Primary products.....		321918-P	-0.8	0.1	0.0	-0.4	0.2	-1.1
Wood moldings.....		321918-2	-5.6	0.1	0.0	0.0	-0.1	-2.1
Other wood millwork products, including stairwork, exterior millwork, and softwood flooring.....		321918-5	2.0	0.0	0.0	-0.9	0.3	-1.3
Hardwood flooring.....		321918-7	-0.1	0.3	-0.2	-0.1	0.2	0.0
Hardwood flooring, other than oak and maple.....		321918-72	0.0	0.0	0.0	0.0	0.0	0.0
Oak and maple hardwood flooring.....		321918-73	-0.1	0.3	-0.2	-0.2	0.2	0.0
Secondary products and miscellaneous receipts.....		321918-SM						
Secondary products.....		321918-S	-	-0.7	-	-	-	-
Wood container and pallet manufacturing.....	32192		-2.5	0.6	-0.2	0.0	0.3	0.0
Wood container and pallet manufacturing.....	321920		-2.5	0.6	-0.2	0.0	0.3	0.0
Primary products.....		321920-P	-2.8	0.6	-0.2	0.0	0.3	0.0
Nailed and lock-corner wood boxes.....		321920-1	0.1	0.0	0.0	0.0	0.4	0.0
Wood box and crate shook.....		321920-3	-2.3	0.5	0.0	0.4	-1.9	0.0
Wood pallets and pallet containers, wood and metal combination.....		321920-5	-3.8	0.5	-0.3	0.0	-0.2	0.0
Other wood container parts and wood containers.....		321920-7	-	2.1	0.0	0.0	9.9	-
Secondary products and miscellaneous receipts.....		321920-SM						
Miscellaneous receipts.....		321920-M	-8.9	-0.9	-0.9	-1.7	-0.7	0.0
All other wood product manufacturing.....	32199		2.8	0.3	0.0	0.0	1.1	0.2
Manufactured home, mobile home, manufacturing.....	321991		1.8	0.1	0.0	0.0	0.1	0.2
Primary products.....		321991-P	1.8	0.1	0.0	0.0	0.1	0.2
Manufactured (mobile) homes, incl. multi-section & and nonresidential mobile buildings.....		321991-3	1.8	0.1	0.0	0.0	0.1	0.2
Secondary products and miscellaneous receipts.....		321991-SM						
Prefabricated wood building manufacturing.....	321992		3.7	1.1	0.2	0.1	2.0	0.4
Primary products.....		321992-P	3.7	1.1	0.1	0.1	2.0	0.4
Prefabricated stationary wood buildings, components (not sold as complete units).....		321992-1	-	0.0	0.0	0.0	7.2	-
Prefabricated stationary wood buildings, shipped in panel form (complete units).....		321992-5	3.3	0.3	0.5	-0.2	5.0	-0.1
Prefabricated stationary wood buildings, precut packages (complete units).....		321992-6	0.3	0.1	-0.2	0.1	-1.6	0.7
Prefabricated stationary wood buildings, shipped in three-dimensional assemblies.....		321992-7	5.5	3.1	0.0	0.4	0.0	0.8
Prefabricated stationary wood buildings, three-dimensional assemblies, residential.....		321992-71	6.0	3.4	0.0	0.4	0.0	0.8
Prefabricated stationary wood buildings, three-dimensional assemblies, nonresidential.....		321992-72	0.9	0.0	0.0	0.0	0.0	0.8
Secondary products and miscellaneous receipts.....		321992-SM						
Miscellaneous receipts.....		321992-M	7.3	-	2.1	0.2	0.0	3.4
Secondary products.....		321992-S	-0.1	0.0	0.1	0.0	0.4	0.0
Miscellaneous wood product manufacturing.....	321999		3.0	-0.1	-0.1	0.0	1.2	-0.1
Primary products.....		321999-P	3.8	0.0	0.0	0.0	1.3	0.0
All other miscellaneous wood products.....		321999-0	3.8	0.0	0.0	0.0	1.3	0.0
Secondary products and miscellaneous receipts.....		321999-SM						
Paper manufacturing.....	322		3.1	0.4	0.0	-0.1	0.2	0.3
Pulp, paper & paperboard mills.....	3221		3.2	0.4	-0.1	-0.7	0.0	0.5
Pulp mills.....	32211		5.3	-0.1	-0.6	-2.1	-2.4	-1.3
Pulp mills.....	322110		5.3	-0.1	-0.6	-2.1	-2.4	-1.3
Primary products.....		322110-P	5.3	-0.1	-0.6	-2.1	-2.4	-1.3
Special alpha and dissolving wood pulp, incl. sulfite and sulfate and other wood pulp.....		322110-6	7.4	-0.1	-0.7	-2.3	-2.4	-1.4
All other miscellaneous pulp, other than wood, and pulp mill by-products, incl. turpentine.....		322110-9	-9.9	-0.4	0.0	0.0	-3.1	-0.6
Paper mills.....	32212		0.7	0.3	-0.3	-0.6	-0.3	0.4
Paper mills.....	322120		0.7	0.3	-0.3	-0.6	-0.3	0.4
Primary products.....		322120-P	0.4	0.4	-0.2	-0.8	-0.2	0.5
Bleached bristol, clay-coated, uncoated, and industrial converted paper.....		322120-1	1.9	1.3	-0.2	-0.1	-0.5	1.0
Sanitary tissue paper products, made in paper mills.....		322120-4	-0.3	-0.2	0.1	-1.3	0.0	0.1
Newsprint and uncoated ground-wood paper.....		322120-5	-0.6	0.3	0.0	0.0	0.0	0.0
Secondary products and miscellaneous receipts.....		322120-SM						
Paperboard mills.....	32213		5.8	0.6	0.2	-0.6	0.6	0.7
Paperboard mills.....	322130		5.8	0.6	0.2	-0.6	0.6	0.7
Primary products.....		322130-P	6.4	0.8	0.3	-0.4	0.6	0.8

See footnotes at end of table.

Table 12. Producer price index percentage changes for the net output of selected industries and their products, not seasonally adjusted — Continued
 [February 2025]

Title ¹	Industry code	Product code	Unadjusted 12-month percent change ²	Unadjusted 1-month percent change ²				
				Feb. 2024 to Feb. 2025 ^P	Sept. to Oct.	Oct. to Nov. ^P	Nov. to Dec. ^P	Dec. to Jan. ^P
Paperboard mills - Continued								
Bleached packaging and industrial converting paperboard.....		322130-B	0.5	0.0	0.0	0.0	0.0	0.0
Unbleached kraft packaging and industrial converting paperboard.....		322130-1	8.0	1.3	0.4	-1.0	0.9	1.4
Recycled paperboard.....		322130-7	8.0	0.3	0.3	0.5	0.5	0.0
Secondary products and miscellaneous receipts.....		322130-SM						
Converted paper product mfg.....	3222		3.4	0.4	0.1	0.1	0.4	0.2
Paper container mfg.....	32221		4.5	0.7	0.1	0.2	0.5	0.0
Corrugated and solid fiber box manufacturing.....	322211		6.6	0.9	-0.1	0.3	0.7	0.0
Primary products.....		322211-P	6.8	1.0	-0.1	0.3	0.7	0.0
Corrugated and solid fiber boxes, including pallets.....		322211-0	6.8	1.0	-0.1	0.3	0.7	0.0
Corrugated shipping containers for food and beverages and carryout boxes for retail food.....		322211-01	7.4	1.9	0.0	0.2	0.6	0.0
Corrugated shipping containers for paper and allied products.....		322211-02	5.5	0.1	0.0	0.0	0.0	0.0
Corrugated shipping containers for metal and electrical machinery.....		322211-03	7.5	0.0	0.0	0.0	3.2	0.0
Corrugated shipping containers for all other end uses.....		322211-04	7.2	1.6	0.0	0.0	0.0	0.0
Corrugated paperboard in sheets and rolls, lined and unlined.....		322211-05	5.8	0.1	0.0	1.6	1.6	0.0
Other corrugated and solid fiber products, including containers, pallets, pads, etc.....		322211-09	6.6	0.3	-0.4	0.0	0.0	0.0
Secondary products and miscellaneous receipts.....		322211-SM						
Miscellaneous receipts.....		322211-M	-	0.4	0.0	-0.5	0.0	-
Secondary products.....		322211-S	-0.3	0.2	-1.0	0.0	0.1	0.2
Folding paperboard box manufacturing.....	322212		0.3	0.2	0.9	0.1	-1.0	0.1
Primary products.....		322212-P	0.4	0.2	0.9	0.1	-1.1	0.1
Folding paperboard boxes, packaging, and packaging components.....		322212-0	0.4	0.2	0.9	0.1	-1.1	0.1
Secondary products and miscellaneous receipts.....		322212-SM						
Other paperboard container manufacturing.....	322219		0.5	-0.2	0.1	0.0	1.9	-0.1
Primary products.....		322219-P	0.6	-0.2	0.1	0.0	2.1	-0.1
Setup (rigid) paperboard boxes.....		322219-1	-4.5	-3.9	-0.1	0.0	0.0	-1.4
Paperboard fiber drums with ends of any material.....		322219-7	5.6	-0.9	0.8	0.0	0.0	-0.1
Fiber cans, tubes, and similar fiber products.....		322219-8	1.2	0.0	0.0	-0.1	0.1	-0.1
Fiber cans, all fiber and composite.....		322219-81	0.6	0.0	-0.1	-0.2	-0.1	-0.6
Fiber cores and tubes.....		322219-82	2.3	0.0	0.2	0.0	0.4	0.7
Paperboard cones, reels, spools, bobbins, blocks, and all vulcanized fiber products.....		322219-83	0.0	0.0	0.0	0.0	0.0	0.0
Secondary products and miscellaneous receipts.....		322219-SM						
Paper bag and coated and treated paper mfg.....	32222		2.4	0.1	0.0	0.0	0.3	0.6
Paper bag and coated and treated paper manufacturing.....	322220		2.4	0.1	0.0	0.0	0.3	0.6
Primary products.....		322220-P	2.4	0.1	0.0	0.0	0.4	0.6
Uncoated single-web paper grocers' bags and sacks and variety and shopping bags.....		322220-D	0.8	0.5	-0.2	0.3	0.1	-0.9
Shipping sacks and multiwall bags, all materials, except textiles.....		322220-E	-	-	-0.2	0.0	-0.2	0.0
Laminated aluminum foil rolls and sheets for flexible packaging uses.....		322220-F	0.2	0.0	0.3	0.1	0.1	-0.1
Pasted, lined, laminated, or surface-coated paperboard.....		322220-G	1.2	0.0	0.0	0.0	1.1	0.0
Single-web paper, rolls and sheets, including waxed, for flexible packaging uses.....		322220-H	-1.1	-1.3	0.0	0.1	0.1	0.0
Multiweb laminated rolls and sheets, except foil, for flexible packaging uses.....		322220-J	0.9	0.4	0.0	0.7	-0.4	-0.1
Printing paper, coated at establishments other than where paper was produced.....		322220-K	-	-	0.0	0.0	0.0	-
Pressure-sensitive products.....		322220-N	1.6	0.2	0.5	-0.1	0.6	-0.4
Wallcoverings.....		322220-7	1.9	-	-	0.0	0.0	0.0
Other coated and processed papers, except for packaging uses.....		322220-9	9.8	0.1	-1.0	-0.5	1.3	3.5
Secondary products and miscellaneous receipts.....		322220-SM						
Miscellaneous receipts.....		322220-M	6.2	0.0	-1.3	0.0	0.0	0.0
Secondary products.....		322220-S	-	-	0.0	0.0	0.0	0.2
Stationery product mfg.....	32223		2.4	-1.0	0.4	0.3	-0.1	1.3
Stationery product manufacturing.....	322230		2.4	-1.0	0.4	0.3	-0.1	1.3
Primary products.....		322230-P	2.4	-1.1	0.5	0.4	-0.1	1.3
Die-cut paper and paperboard office supplies.....		322230-4	4.6	0.0	0.0	0.0	1.2	3.6
Envelopes, commercial, all types and materials.....		322230-5	5.6	0.2	-0.2	-0.1	3.0	1.3
Tablets, pads and related products.....		322230-9	-1.9	-0.2	0.0	0.0	0.0	0.0
Secondary products and miscellaneous receipts.....		322230-SM						
Miscellaneous receipts.....		322230-M	-0.4	-0.3	-0.1	-0.2	0.2	0.0
Other converted paper product mfg.....	32229		0.9	0.4	0.0	-0.1	0.0	0.1
Sanitary paper product manufacturing.....	322291		1.2	0.6	0.0	-0.2	0.1	0.1

See footnotes at end of table.

Table 12. Producer price index percentage changes for the net output of selected industries and their products, not seasonally adjusted — Continued
 [February 2025]

Title ¹	Industry code	Product code	Unadjusted 12-month percent change ²	Unadjusted 1-month percent change ²				
				Feb. 2024 to Feb. 2025 ^P	Sept. to Oct.	Oct. to Nov. ^P	Nov. to Dec. ^P	Dec. to Jan. ^P
Sanitary paper product manufacturing - Continued								
Primary products.....		322291-P	1.2	0.6	0.0	-0.2	0.1	0.1
Disposable diapers and similar disposable products, made from purchased sanitary paper stock.....		322291-2	1.2	0.0	0.0	0.0	0.0	0.0
Sanitary tissue paper products, made from purchased sanitary paper stock or wadding.....		322291-5	1.2	1.1	0.0	-0.4	0.1	0.2
Secondary products and miscellaneous receipts.....		322291-SM						
Miscellaneous receipts.....		322291-M	7.1	0.1	4.1	-28.3	28.5	1.7
All other converted paper product mfg.....	322299		0.3	-0.2	0.1	0.2	-0.3	0.2
Primary products.....		322299-P	0.5	-0.2	0.0	0.1	-0.2	0.2
Molded pulp goods, including egg cartons, florist pots, food trays, etc.....		322299-1	3.2	-0.3	1.2	-0.4	-0.9	0.8
Miscellaneous converted paper and paperboard products.....		322299-3	-0.4	-0.2	-0.4	0.3	0.1	0.0
Secondary products and miscellaneous receipts.....		322299-SM						
Secondary products.....		322299-S	-	0.0	0.0	0.0	-0.1	-
Printing and related support activities.....	323		2.5	0.3	0.0	0.0	0.5	0.3
Printing and related support activities.....	3231		2.5	0.3	0.0	0.0	0.5	0.3
Printing.....	32311		2.5	0.3	0.0	0.0	0.5	0.4
Commercial screen printing.....	323113		2.7	0.1	0.0	0.0	0.1	0.8
Primary products.....		323113-P	2.7	0.0	0.0	0.0	0.1	0.8
Screen printing on garments, apparel accessories, and other fabric articles, excluding labels.....		323113-4	2.8	0.0	0.1	0.0	0.1	1.1
Screen printing (excluding on textiles, apparel, apparel accessories, and labels) ...		323113-6	2.5	0.0	0.0	0.0	0.1	0.0
Secondary products and miscellaneous receipts.....		323113-SM						
Miscellaneous receipts.....		323113-M	4.1	0.0	0.4	0.8	0.0	1.0
Secondary products.....		323113-S	2.5	0.4	-0.1	0.0	0.1	0.5
Books printing.....	323117		2.2	0.2	-0.1	1.1	0.7	0.3
Primary products.....		323117-P	2.0	0.0	-0.2	1.3	0.8	0.0
Other book and pamphlet printing and binding.....		323117-E	2.4	0.0	0.0	0.0	2.1	0.0
Textbook printing and binding.....		323117-1	2.4	0.0	-0.3	0.0	2.2	0.0
Technical, scientific, & professional book printing & binding.....		323117-3	5.3	-0.3	-0.9	1.2	0.0	0.0
Religious book printing and binding.....		323117-5	2.3	0.0	-0.2	0.7	0.4	0.0
General book (trade, etc.) printing & binding.....		323117-7	1.1	0.0	0.0	2.5	0.0	0.0
Secondary products and miscellaneous receipts.....		323117-SM						
Commercial printing, except screen and books.....	32311K		2.6	0.4	0.0	0.0	0.5	0.3
Primary products.....		32311K-P	2.7	0.2	0.0	0.0	0.6	0.4
Commercial lithographic printing.....		32311K-0	1.1	-0.1	0.0	0.1	-0.2	0.5
Other commercial and general job printing (lithographic).....		32311K-0B	5.0	-0.1	0.0	0.1	0.2	3.1
Magazine and periodical printing (lithographic).....		32311K-01	1.7	-0.4	0.0	0.0	-0.4	2.9
Label and wrapper printing (lithographic).....		32311K-03	2.0	0.6	0.0	0.0	0.0	0.0
Catalog and directory printing (lithographic).....		32311K-05	0.0	-1.1	0.0	1.1	-0.1	0.0
Advertising printing (lithographic).....		32311K-09	1.2	-0.1	0.0	0.1	-0.3	0.0
Commercial flexographic printing.....		32311K-2	1.6	0.2	0.0	0.0	1.0	0.0
Label and wrapper printing (flexographic).....		32311K-21	1.1	0.1	0.0	0.0	0.6	0.0
Quick printing.....		32311K-4	-	0.0	0.0	0.0	-	-
Digital printing.....		32311K-5	5.7	0.6	0.0	-0.3	1.6	0.6
Manifold business forms printing.....		32311K-6	-	0.0	0.0	-	-	-
Other commercial printing.....		32311K-9	4.0	1.2	0.0	0.0	0.9	0.0
All other commercial and general job printing.....		32311K-9V	3.6	1.7	0.0	0.0	1.8	0.0
Secondary products and miscellaneous receipts.....		32311K-SM						
Miscellaneous receipts.....		32311K-M	12.3	0.1	0.0	0.0	3.1	0.6
Support activities for printing.....	32312		2.4	0.3	0.1	0.1	0.1	0.1
Support activities for printing.....	323120		2.4	0.3	0.1	0.1	0.1	0.1
Primary products.....		323120-P	2.5	0.3	0.2	0.1	0.1	0.1
Softcover, pamphlet, sample book, and other binding of books and materials printed elsewhere.....		323120-3	2.6	0.3	0.0	0.2	0.1	0.2
Miscellaneous binding and postpress work, incl collating, perforating, folding, gluing, etc.....		323120-5	0.6	0.5	0.0	0.0	0.0	0.0
Prepress services, excl platemaking (incl film, assembled flats, color sep., typesetting, etc.).....		323120-7	0.0	0.0	0.0	0.0	0.0	0.0
Printing plates and cylinders, prepared for printing (excl blank plates and blank cylinders).....		323120-9	0.0	0.0	0.0	0.0	0.0	0.0
Secondary products and miscellaneous receipts.....		323120-SM						
Petroleum and coal products manufacturing.....	324		-10.0	2.7	-3.4	-2.3	5.7	2.3

See footnotes at end of table.

Table 12. Producer price index percentage changes for the net output of selected industries and their products, not seasonally adjusted — Continued
 [February 2025]

Title ¹	Industry code	Product code	Unadjusted 12-month percent change ²	Unadjusted 1-month percent change ²				
			Feb. 2024 to Feb. 2025 ^P	Sept. to Oct.	Oct. to Nov. ^P	Nov. to Dec. ^P	Dec. to Jan. ^P	Jan. to Feb. ^P
Petroleum and coal products mfg.	3241		-10.0	2.7	-3.4	-2.3	5.7	2.3
Petroleum refineries.	32411		-11.1	2.9	-3.7	-2.5	5.8	2.5
Petroleum refineries.	324110		-11.1	2.9	-3.7	-2.5	5.8	2.5
Primary products.		324110-P	-11.3	3.0	-3.8	-2.6	6.0	2.5
Kerosene, except jet fuel.		324110-B	-14.1	4.0	-0.5	-2.3	10.8	1.9
Light fuel oils.		324110-C	-18.1	9.7	-1.9	-5.3	4.2	2.1
Home heating oil and other distillates, NEC.		324110-C1	-12.2	3.4	0.4	-1.6	12.1	-0.8
Diesel fuel.		324110-C2	-18.5	10.1	-2.0	-5.6	3.7	2.3
Heavy fuel oils, including No. 5, No. 6, heavy diesel, gas enrichment oils, etc.		324110-E	-1.5	-6.3	1.0	-5.0	-0.4	4.9
Unfinished oils and lubricating oil base stock.		324110-J	-8.8	1.6	-8.6	-3.5	0.1	1.6
Liquefied refinery gases, including other aliphatics (feed stock and other uses).		324110-R	-0.6	13.4	0.7	8.0	13.9	-16.9
Other finished petroleum products, including waxes.		324110-T	13.0	-9.9	-4.6	-0.4	18.0	20.6
Gasoline, including finished base stocks and blending agents.		324110-1	-8.2	-0.1	-5.8	-2.0	5.9	2.7
Motor gasoline, including finished base stocks and blending agents.		324110-12	-8.3	0.0	-5.9	-2.0	6.0	2.7
Regular gasoline.		324110-121	-7.9	0.2	-6.1	-2.3	6.4	2.8
Mid-premium gasoline.		324110-122	-8.5	1.1	-7.8	-2.1	8.2	2.5
Premium gasoline.		324110-123	-9.5	-0.8	-5.1	-1.1	4.5	2.4
Jet fuel.		324110-6	-13.8	0.6	-1.1	1.2	8.2	4.0
Asphalt.		324110-9	10.5	0.0	5.4	3.0	6.9	-1.1
Secondary products and miscellaneous receipts.		324110-SM1						
Asphalt paving and roofing materials mfg.	32412		4.4	0.9	-0.8	0.1	8.5	0.0
Asphalt paving mixture & block manufacturing.	324121		7.6	-0.1	-0.4	0.3	15.3	0.6
Primary products.		324121-P	7.8	-0.1	-0.4	0.3	15.9	0.6
Asphalt paving mixtures & blocks.		324121-0	7.8	-0.1	-0.4	0.3	15.9	0.6
Emulsified asphalt, including liquid additives.		324121-0111	3.6	-0.1	-0.6	0.4	1.4	0.0
Other liquid asphalt and tar paving materials, including cut-backs.		324121-0121	-3.3	-1.2	-1.1	0.4	0.5	0.0
Asphalt and tar paving mixt. (excl liquid), incl bitum. or asph. concrete, asph. paving cement.		324121-0131	12.0	0.0	-0.2	0.2	30.1	1.1
Secondary products and miscellaneous receipts.		324121-SM						
Miscellaneous receipts.		324121-M	1.0	0.0	0.0	0.0	0.2	0.0
Asphalt shingle and coating materials manufacturing.	324122		-0.1	2.3	-1.4	-0.1	-0.2	-0.8
Primary products.		324122-P	-0.2	2.4	-1.5	-0.1	-0.2	-0.8
Roofing asphalts and pitches, coatings, and cements.		324122-1	1.2	0.0	0.0	0.0	0.2	0.0
Prepared asphalt and tar roofing and siding products, incl. saturated felts for nonbuilding use.		324122-2	-0.3	2.5	-1.6	-0.1	-0.2	-0.9
Asphalt smooth-surfaced roll roofing and cap sheets, organic and fiberglass base.		324122-21	0.3	0.0	-1.0	1.0	0.0	0.0
Asphalt mineral-surfaced roll roofing and cap sheets, organic and fiberglass base.		324122-22	-1.3	-2.2	0.2	0.1	0.8	0.0
Other prepared asphalt and tar products for roofing and siding.		324122-27	1.4	-0.2	-0.2	-0.8	-0.4	1.6
Secondary products and miscellaneous receipts.		324122-SM						
Other petroleum and coal products mfg.	32419		-1.5	-0.2	0.4	0.0	-0.3	-0.1
Petroleum lubricating oil and grease mfg.	324191		-1.4	0.0	0.1	0.0	-0.3	-0.1
Primary products.		324191-P	-1.5	0.0	0.1	0.0	-0.3	-0.1
Petroleum lubricating oils and greases, refined petroleum.		324191-0	-1.5	0.0	0.1	0.0	-0.3	-0.1
Lubricating oils (incl. hydraulic fluids, etc.), refined petroleum.		324191-011	-1.7	0.0	0.2	0.0	-0.4	-0.1
Lubricating greases, made from refined petroleum.		324191-012	0.0	0.0	0.0	0.0	0.0	0.0
Secondary products and miscellaneous receipts.		324191-SM						
Miscellaneous receipts.		324191-M	-4.3	1.1	0.0	0.1	1.0	0.0
All other petroleum and coal products mfg.	324199		-2.1	-0.8	1.2	0.1	-0.1	-0.2
Primary products.		324199-P	-2.1	-0.9	1.4	0.1	-0.1	-0.2
Coke oven and blast furnace products, made in coke oven establishments.		324199-3	-7.6	-0.2	-0.1	1.1	-0.2	-4.3
All other petroleum and coal products (excl. coke oven products), made in coke oven estab.		324199-9	-1.7	-0.9	1.5	0.0	-0.1	0.1
Secondary products and miscellaneous receipts.		324199-SM						
Secondary products.		324199-S	-3.2	0.0	-10.1	0.0	-0.3	0.0
Chemical mfg.	325		1.6	-0.2	-0.3	0.0	0.4	0.6
Basic chemical mfg.	3251		2.4	-2.0	-0.7	-0.4	1.1	1.3
Petrochemical mfg.	32511		11.9	-4.0	-4.0	-0.3	2.6	3.8
Petrochemical manufacturing.	325110		11.9	-4.0	-4.0	-0.3	2.7	3.7
Primary products.		325110-P	12.1	-3.5	-6.0	-0.4	4.0	1.2
Secondary products and miscellaneous receipts.		325110-SM						

See footnotes at end of table.

Table 12. Producer price index percentage changes for the net output of selected industries and their products, not seasonally adjusted — Continued
[February 2025]

Title ¹	Industry code	Product code	Unadjusted 12-month percent change ²	Unadjusted 1-month percent change ²				
			Feb. 2024 to Feb. 2025 ^P	Sept. to Oct.	Oct. to Nov. ^P	Nov. to Dec. ^P	Dec. to Jan. ^P	Jan. to Feb. ^P
Industrial gas mfg.	32512		7.1	-3.7	0.8	-4.3	6.9	-0.2
Industrial gas manufacturing.	325120		7.1	-3.7	0.8	-4.3	6.9	-0.2
Primary products.		325120-P	7.1	-3.7	0.8	-4.3	7.0	-0.2
Oxygen.		325120-A	12.7	-0.1	0.0	0.3	6.9	0.0
Argon and hydrogen.		325120-C	6.3	-3.3	-0.1	0.0	14.0	0.0
Other industrial gases (including fluorocarbon and acetylene).		325120-T	3.9	-6.7	1.5	-8.5	9.8	0.0
Carbon dioxide.		325120-4	1.2	0.5	0.0	-1.1	-1.5	-1.9
Nitrogen.		325120-7	15.4	-0.8	0.5	-0.5	0.0	0.0
Secondary products and miscellaneous receipts.		325120-SM						
Synthetic dye and pigment mfg.	32513		1.7	-0.3	1.1	0.4	-1.1	0.4
Synthetic dye and pigment manufacturing.	325130		1.7	-0.3	1.1	0.4	-1.1	0.4
Primary products.		325130-P	1.7	-0.3	1.1	0.4	-1.2	0.4
All other inorganic pigments, including TiO ₂ , chrome colors, and other white opaque pigments.		325130-N	1.4	-0.2	1.4	0.6	-1.5	0.0
Synthetic organic dyes, pigments, lakes, and toners.		325130-R	2.8	-0.3	0.1	0.0	-0.1	1.7
Synthetic organic dyes.		325130-R8	1.4	-0.7	0.3	-0.1	-0.3	1.4
Synthetic organic pigments, lakes, and toners.		325130-R9	4.0	0.0	0.0	0.0	0.0	2.0
Secondary products and miscellaneous receipts.		325130-SM						
Secondary products.		325130-S	2.9	1.1	0.0	0.0	0.0	0.0
Other basic inorganic chemical manufacturing.	32518		0.6	-0.6	0.9	0.1	0.0	0.3
Other basic inorganic chemical manufacturing.	325180		0.6	-0.6	0.9	0.1	0.0	0.3
Primary products.		325180-P	0.7	-0.7	1.1	0.1	-0.3	0.3
Potassium and sodium compounds, excluding bleaches, alkalis, and alum.		325180-A	2.0	0.4	0.5	-0.4	0.0	-0.3
All other inorganic chemicals.		325180-H	3.2	-1.8	0.4	0.1	0.5	0.5
Inorganic acids, excluding nitric, sulfuric and phosphoric.		325180-3	2.8	-0.8	-0.4	-0.7	0.2	0.1
Sodium hydroxide (caustic soda).		325180-4	1.6	2.1	2.1	-0.1	-0.2	0.0
Carbon black, all processes.		325180-6	-8.6	0.2	-2.2	2.6	-9.5	0.0
Other alkalis.		325180-7	-8.4	-3.7	-0.4	0.3	0.8	0.7
Sulfuric acid.		325180-9	23.9	0.2	16.3	0.0	0.0	0.0
Secondary products and miscellaneous receipts.		325180-SM						
Miscellaneous receipts.		325180-M	-	0.0	0.0	-1.6	1.7	-
Secondary products.		325180-S	0.0	0.0	-2.2	1.3	2.9	0.7
Other basic organic chemical mfg.	32519		-0.2	-1.6	-0.5	-0.3	0.7	0.9
Ethyl alcohol manufacturing.	325193		3.0	-4.9	-0.2	-0.9	0.7	2.3
Primary products.		325193-P	6.9	-6.1	-0.4	-1.4	0.8	2.5
Ethyl alcohol.		325193-0	10.1	-7.1	-0.5	-1.6	0.8	2.9
Distillers' dried grains (dark and light) and dried solubles.		325193-2	-13.6	2.4	0.1	0.1	1.2	-0.8
Secondary products and miscellaneous receipts.		325193-SM						
Secondary products.		325193-S	-14.5	2.6	1.3	1.6	0.1	1.2
Cyclic crude, intermediate, and gum and wood chemical mfg.	325194		-2.6	0.0	-0.6	-1.0	-0.8	0.8
Primary products.		325194-P	-3.6	0.2	0.1	-1.2	-1.0	0.8
Gum and wood chemicals, including wood distillation products.		325194-1	-2.0	1.1	-2.5	0.3	0.7	-1.6
Cyclic crude and intermediate chemicals.		325194-2	-4.1	-0.2	1.0	-1.7	-1.6	1.6
Secondary products and miscellaneous receipts.		325194-SM						
All other basic organic chemical manufacturing.	325199		-1.1	-0.4	-0.6	0.0	0.8	0.3
Primary products.		325199-P	-1.9	-0.5	-0.9	0.0	1.1	0.4
Natural organic chemicals.		325199-E	-6.4	-1.8	0.4	0.0	-1.0	-1.3
Synthetic organic chemicals for use as flavor and perfume materials.		325199-H	6.6	-0.5	0.0	0.4	-0.2	0.3
Synthetic organic rubber-processing chemicals.		325199-K	-0.8	0.0	0.0	-0.2	1.3	0.0
Synthetic organic plasticizers.		325199-N	0.2	1.4	-1.8	-1.3	1.9	-1.4
Other synthetic organic chemicals.		325199-R	3.3	0.4	-2.7	1.4	3.9	1.0
Miscellaneous end use chemicals and chemical products, excluding urea.		325199-T	-1.3	0.7	0.2	-0.2	-0.8	-0.3
Miscellaneous cyclic and acyclic chemicals and chemical products, excluding fatty acid esters.		325199-V	-5.7	-1.6	-0.6	-1.6	0.0	1.0
Fatty acids.		325199-1	-14.9	-2.7	0.6	-0.5	2.1	1.1
Industrial organic flavor oil mixtures and blends.		325199-7	-8.9	0.2	-1.5	-0.2	-1.1	0.1
Secondary products and miscellaneous receipts.		325199-SM						
Resin, synthetic rubber, and artificial/synthetic fiber/filaments mfg.	3252		0.4	1.7	-1.6	-0.1	0.2	0.6
Resin and synthetic rubber mfg.	32521		0.4	1.6	-1.1	-0.6	-0.1	1.1
Plastics material and resin manufacturing.	325211		-0.5	1.7	-1.1	-0.5	-0.1	1.1
Primary products.		325211-P	-0.3	1.8	-0.9	-0.6	-0.5	2.0
Thermoplastic resins and plastics materials.		325211-1	0.4	1.6	-0.9	-0.6	-0.9	3.3

See footnotes at end of table.

Table 12. Producer price index percentage changes for the net output of selected industries and their products, not seasonally adjusted — Continued
[February 2025]

Title ¹	Industry code	Product code	Unadjusted 12-month percent change ²	Unadjusted 1-month percent change ²				
				Feb. 2024 to Feb. 2025 ^P	Sept. to Oct.	Oct. to Nov. ^P	Nov. to Dec. ^P	Dec. to Jan. ^P
Plastics material and resin manufacturing - Continued								
Thermosetting resins and plastics materials.....		325211-4	-4.4	3.1	-0.6	-0.8	2.2	-6.7
Secondary products and miscellaneous receipts.....		325211-SM						
Synthetic rubber manufacturing.....	325212		11.8	0.9	-1.4	-1.6	-0.1	0.5
Primary products.....		325212-P	11.9	0.9	-1.4	-1.6	0.0	0.5
Synthetic rubber (vulcanizable elastomers).....		325212-0	11.9	0.9	-1.4	-1.6	0.0	0.5
Secondary products and miscellaneous receipts.....		325212-SM						
Artificial fibers and filaments manufacturing.....	32522		0.4	3.2	-6.6	5.9	3.5	-4.8
Artificial fibers and filaments manufacturing.....	325220		0.4	3.3	-6.6	5.9	3.5	-4.9
Primary products.....		325220-P	0.4	3.4	-6.9	6.2	3.6	-5.1
Polyester manufactured fibers.....		325220-7	7.3	-0.6	0.0	0.0	3.5	0.0
Other noncellulosic organic fibers, incl. polyamide, polyolefin, and producer-textured.....		325220-9	-2.5	5.4	-10.2	9.6	3.9	-7.5
Secondary products and miscellaneous receipts.....		325220-SM						
Pesticide, fertilizer, and other agricultural chemical mfg.....	3253		2.4	0.7	0.1	1.5	-0.1	0.8
Fertilizer mfg.....	32531		3.4	1.2	0.2	2.7	-0.2	1.3
Nitrogenous fertilizer manufacturing.....	325311		6.3	3.5	-0.5	7.8	-2.0	1.6
Primary products.....		325311-P	6.2	3.6	-0.6	7.9	-2.1	1.7
Synthetic ammonia, nitric acid, ammonium compounds, and urea.....		325311-A	6.9	4.0	-0.7	8.9	-2.3	1.9
Fertilizer materials of organic origin.....		325311-7	-	0.0	0.0	0.0	0.0	-
Secondary products and miscellaneous receipts.....		325311-SM						
Secondary products.....		325311-S	17.6	0.0	2.6	0.0	2.0	0.0
Phosphatic fertilizer manufacturing.....	325312		1.9	0.5	1.0	-0.1	0.9	0.8
Primary products.....		325312-P	1.9	0.5	1.0	-0.1	0.8	0.9
Phosphoric acid, superphosphates, and other phosphatic fertilizer materials.....		325312-A	1.4	0.7	1.5	-0.1	0.7	1.2
Mixed fertilizers, made in plants which manufacture fertilizer materials.....		325312-7	3.3	0.0	0.0	0.0	1.1	0.0
Secondary products and miscellaneous receipts.....		325312-SM						
Fertilizer, mixing only, manufacturing (including compost).....	325314		2.1	-0.7	-0.3	0.6	0.5	1.9
Primary products.....		325314-P	2.1	-0.7	-0.4	0.6	0.5	1.8
Mixed fertilizers, mixing only.....		325314-0	2.1	-0.7	-0.4	0.6	0.5	1.8
Mixed fertilizers, dry, mixing only.....		325314-01	2.1	-0.9	-0.3	0.0	0.2	1.7
Mixed fertilizers, liquid, mixing only.....		325314-02	1.8	-0.1	-0.6	3.5	2.0	2.2
Secondary products and miscellaneous receipts.....		325314-SM						
Miscellaneous receipts.....		325314-M	2.7	0.3	1.8	0.6	-1.4	4.0
Pesticide and other agricultural chemical mfg.....	32532		1.2	0.1	0.0	0.0	0.0	0.0
Pesticide and other agricultural chemical manufacturing.....	325320		1.2	0.1	0.0	0.0	0.0	0.0
Primary products.....		325320-P	1.2	0.1	0.0	0.0	0.0	0.0
Agricultural and commercial pesticides and chemicals.....		325320-1	0.9	0.0	0.0	0.0	0.0	0.0
Lawn and garden pesticides and chemicals.....		325320-4	3.8	0.0	0.0	0.0	-1.6	0.4
Household and institutional pesticides and chemicals.....		325320-7	4.8	1.0	0.0	0.0	1.5	0.0
Secondary products and miscellaneous receipts.....		325320-SM						
Secondary products.....		325320-S	-	-	-	-	-	0.0
Pharmaceutical and medicine mfg.....	3254		1.0	0.0	0.0	0.0	-0.2	0.3
Pharmaceutical and medicine mfg.....	32541		1.0	0.0	0.0	0.0	-0.2	0.3
Medicinal and botanical manufacturing.....	325411		0.5	0.0	0.1	0.2	0.1	0.0
Primary products.....		325411-P	0.5	-0.1	0.1	0.2	0.1	0.0
Synthetic organic medicinal chemicals, medicinal & botanical drugs, & other products.....		325411-0	0.5	-0.1	0.1	0.2	0.1	0.0
Secondary products and miscellaneous receipts.....		325411-SM1						
Pharmaceutical preparation manufacturing.....	325412		0.9	0.0	0.0	0.1	-0.5	0.4
Primary products.....		325412-P	0.9	0.0	0.0	0.1	-0.6	0.4
Pharmaceuticals acting on the respiratory system, for human use.....		325412-A	-14.2	0.0	0.0	0.0	-15.3	0.0
Antihistamines and bronchodilators, including antiasthmatics.....		325412-A111	-25.6	0.0	0.0	0.0	-25.6	0.0
Other respiratory preparations.....		325412-A112	4.5	0.0	0.0	0.0	0.9	0.0
Other respiratory preparations, over-the-counter.....		325412-A112OC	6.5	0.0	0.0	0.0	0.0	0.0
Other respiratory preparations, prescription.....		325412-A112RX	-	0.0	0.0	0.0	2.1	0.0
Pharmaceuticals acting on the digestive or the genito-urinary systems, for human use.....		325412-D	2.4	0.0	0.0	0.0	0.8	0.0
Other digestive or genito-urinary preparations.....		325412-D112	2.7	0.0	0.0	0.0	0.9	0.0
Other digestive or genito-urinary preparations, prescription.....		325412-D112RX	3.2	0.0	0.0	0.0	1.0	0.0
Pharmaceuticals acting on the skin, for human use.....		325412-G	-0.7	0.0	0.0	0.0	1.1	0.0

See footnotes at end of table.

Table 12. Producer price index percentage changes for the net output of selected industries and their products, not seasonally adjusted — Continued
 [February 2025]

Title ¹	Industry code	Product code	Unadjusted 12-month percent change ²	Unadjusted 1-month percent change ²				
				Feb. 2024 to Feb. 2025 ^P	Sept. to Oct.	Oct. to Nov. ^P	Nov. to Dec. ^P	Dec. to Jan. ^P
Pharmaceutical preparation manufacturing - Continued								
Other pharmaceutical preparations acting on the skin		325412-G311	1.3	0.0	0.0	0.0	1.1	0.0
Anti-acne preparations		325412-G611	-18.1	0.0	0.0	0.0	0.9	0.0
Vitamin, nutrient, and hematonic preparations, for human use		325412-L	1.9	0.0	-0.1	0.0	-0.2	-0.1
Multivitamins		325412-L111	1.1	0.0	0.0	0.0	0.0	0.0
Other vitamins and nutrients		325412-L112	0.0	0.0	0.0	0.0	-0.2	-0.2
Pharmaceuticals affecting parasitic and infective diseases, for human use		325412-Q	0.8	0.0	0.1	0.0	0.7	0.0
Broad and medium spectrum antibiotics		325412-Q111	0.0	0.0	0.0	0.0	0.0	0.0
Systemic antivirals		325412-Q112	3.0	0.0	0.0	0.0	3.0	0.0
Other parasitic and infective diseases		325412-Q113	1.2	0.0	0.3	0.0	0.9	0.0
Pharmaceuticals for veterinary use, incl medicinal premixes/pet care products		325412-W	2.9	0.0	0.0	0.0	1.1	0.0
Pharmaceuticals affecting neoplasms, the endocrine system, & metabolic diseases, for human use		325412-1	0.3	0.0	0.0	0.0	0.2	0.0
Cancer therapy products		325412-1111	2.1	0.0	0.0	0.0	1.2	0.0
Insulin/antidiabetes products		325412-1112	-7.6	0.0	0.0	0.0	-7.6	0.0
Other neoplasms, endocrine system, and metabolic diseases		325412-1113	0.9	0.0	0.0	0.0	0.9	0.0
Hormones and oral contraceptives		325412-1114	0.2	0.0	0.0	0.0	0.1	0.0
Pharmaceuticals acting on the central nervous system and the sense organs, for human use		325412-4	2.8	0.0	0.0	0.0	2.1	0.6
Analgesics		325412-4111	2.2	0.0	0.0	0.1	0.1	2.1
Psychotherapeutics		325412-4112	1.0	0.0	0.0	0.0	1.0	0.0
Antidepressants		325412-41121	1.1	0.0	0.0	0.0	1.1	0.0
Other psychotherapeutics, including tranquilizers		325412-41123	0.1	0.0	0.0	0.0	0.1	0.0
Other central nervous system and sense organs		325412-4113	3.3	0.0	0.0	0.0	3.3	0.0
Anticonvulsants		325412-4114	0.3	0.0	0.0	0.0	0.3	0.0
Analgesics, over-the-counter		325412-4111OC	0.3	0.0	0.0	0.0	0.0	0.0
Analgesics, prescription		325412-4111RX	2.4	0.0	0.0	0.1	0.1	2.3
Pharmaceuticals acting on the cardiovascular system, for human use		325412-7	0.4	0.0	0.0	0.0	0.3	0.0
Other cardiovascular preparations		325412-7113	0.0	0.0	0.0	0.0	0.0	0.0
Secondary products and miscellaneous receipts		325412-SM						
Miscellaneous receipts		325412-M	0.0	0.0	0.0	0.0	0.0	0.0
Secondary products		325412-S	2.9	0.0	0.0	0.0	2.3	0.0
In-vitro diagnostic substance manufacturing	325413		2.7	0.0	0.1	-0.1	2.7	0.0
Primary products		325413-P	2.8	0.0	0.1	-0.1	2.9	0.0
In-vitro diagnostic substances		325413-0	2.8	0.0	0.1	-0.1	2.9	0.0
Secondary products and miscellaneous receipts		325413-SM						
Secondary products		325413-S	2.2	0.0	0.1	-0.1	1.8	0.3
Other biological product manufacturing	325414		1.1	0.1	-0.2	0.0	0.8	0.0
Primary products		325414-P	1.3	0.3	-0.2	0.0	0.7	0.0
Biological products, excluding diagnostic, for veterinary, industrial, and all other misc. uses		325414-A	-	0.7	-0.7	0.0	-	-
Biological products, excluding diagnostic, for human use		325414-T	2.9	0.1	0.0	0.0	1.1	0.0
Secondary products and miscellaneous receipts		325414-SM1						
Paint, coating & adhesive mfg.	3255		1.2	0.0	0.1	0.0	0.0	0.2
Paint and coating mfg.	32551		0.8	0.1	0.1	0.0	0.2	0.1
Paint and coating manufacturing	325510		0.8	0.1	0.1	0.0	0.2	0.1
Primary products		325510-P	0.8	0.1	0.1	0.0	0.2	0.1
Miscellaneous allied paint products including paint and varnish removers, thinners, etc.		325510-B	2.2	-0.1	-0.1	0.5	1.0	-0.3
Architectural coatings		325510-1	0.3	0.0	0.0	0.0	0.0	0.0
Exterior architectural coatings		325510-11	1.0	0.0	0.0	0.0	0.0	0.0
Interior architectural coatings		325510-12	0.0	0.0	0.0	0.0	0.0	0.0
Product finishes for original equipment manufacturers (OEM), excluding marine coatings		325510-4	1.8	0.0	0.2	-0.3	0.4	0.2
Transportation finishes, except powdered and high-solids coatings		325510-41	8.6	0.1	0.4	0.0	0.4	0.9
All other product finishes for original equipment manufacturers (OEM), excluding marine coating		325510-42	0.0	0.0	0.1	-0.3	0.4	0.0
Special purpose coatings incl. marine, industrial, construction and maintenance coatings, etc.		325510-7	0.8	0.2	0.2	-0.2	0.4	0.6
Automotive, other transportation and machinery refinish paints and enamels, including primers		325510-71	-4.0	0.4	-0.9	0.2	1.3	1.6
Special purpose coatings, including all marine coatings and traffic marking paints		325510-72	1.1	0.2	0.2	-0.2	0.4	0.5
Secondary products and miscellaneous receipts		325510-SM						
Secondary products		325510-S	0.0	0.0	0.0	0.0	-0.2	0.2
Adhesive mfg.	32552		2.0	-0.1	0.0	0.0	-0.3	0.3

See footnotes at end of table.

Table 12. Producer price index percentage changes for the net output of selected industries and their products, not seasonally adjusted — Continued
[February 2025]

Title ¹	Industry code	Product code	Unadjusted 12-month percent change ²	Unadjusted 1-month percent change ²				
				Feb. 2024 to Feb. 2025 ^P	Sept. to Oct.	Oct. to Nov. ^P	Nov. to Dec. ^P	Dec. to Jan. ^P
Adhesive manufacturing.....	325520		2.0	-0.1	0.0	0.0	-0.3	0.3
Primary products.....		325520-P	2.0	-0.1	0.0	0.0	-0.3	0.3
Nonstructural caulking compounds and sealants.....		325520-A	2.3	0.0	0.0	0.0	0.4	0.0
Structural sealants (load bearing).....		325520-B	1.5	0.0	0.0	0.0	0.0	0.0
Synthetic resin & rubber adhesives, incl all types of bonding & laminating adhesives.....		325520-4	2.3	-0.1	0.0	0.0	-0.7	0.4
Epoxy adhesives.....		325520-41	0.9	0.0	0.0	0.0	-0.9	0.3
Other synthetic resin and rubber adhesives.....		325520-46	3.2	-0.2	0.1	0.0	0.2	0.2
Secondary products and miscellaneous receipts.....		325520-SM						
Secondary products.....		325520-S	1.0	0.0	0.0	0.0	0.9	0.2
Soap, cleaners, and toilet preparation mfg.....	3256		1.2	0.0	0.0	0.3	0.5	0.1
Soap & cleaning compound mfg.....	32561		1.6	0.0	-0.1	0.6	0.4	0.1
Soap and other detergent manufacturing.....	325611		1.9	0.0	0.0	1.0	0.2	0.0
Primary products.....		325611-P	1.7	0.0	0.0	1.1	0.2	0.0
Soaps and detergents, commercial, industrial, and institutional.....		325611-1	5.1	0.0	0.0	3.4	0.5	0.0
Commercial, industrial, and institutional hard surface cleaners.....		325611-11	4.1	0.0	0.0	0.0	0.4	0.0
Commercial, industrial, and institutional laundry detergents.....		325611-12	8.7	0.0	0.0	0.0	4.1	0.0
Commercial, industrial, and institutional dishwashing detergents.....		325611-13	7.9	0.0	0.0	7.9	0.0	0.0
Commercial, industrial, and institutional metal cleaners.....		325611-14	6.9	0.0	0.0	0.0	3.1	0.0
Commercial, industrial, and institutional soaps, excluding specialty cleaners.....		325611-17	2.0	0.0	0.0	0.0	1.3	0.0
Household detergents.....		325611-4	-1.6	0.0	0.0	0.0	0.0	0.0
Household alkaline detergents and cleaners.....		325611-45	-7.8	0.1	0.0	0.1	0.0	0.0
Household dry and liquid laundry detergents.....		325611-46	0.0	0.0	0.0	0.0	0.0	0.0
Soaps, excluding specialty cleaners, household.....		325611-7	0.8	0.0	0.0	0.0	0.0	0.0
Secondary products and miscellaneous receipts.....		325611-SM						
Miscellaneous receipts.....		325611-M	3.7	0.0	0.0	0.0	0.0	0.0
Secondary products.....		325611-S	4.1	0.0	0.0	0.0	0.1	0.0
Polish and other sanitation good mfg.....	325612		0.6	0.0	0.0	0.0	0.2	0.0
Primary products.....		325612-P	0.6	0.0	0.0	0.0	0.2	0.0
Polishing preparations and related products.....		325612-7	0.3	0.3	0.0	0.0	0.0	0.0
Specialty cleaning and sanitation products.....		325612-8	1.2	0.0	0.0	0.0	0.4	0.0
Disinfectants, nonagricultural, industrial and institutional.....		325612-81	2.1	0.0	0.0	0.0	0.7	0.0
Air and room fresheners.....		325612-83	0.1	0.0	0.0	0.0	0.1	0.0
Laundry fabric softeners and rinses, liquid and dry.....		325612-88	2.0	0.0	0.0	0.0	0.5	0.0
Other specialty cleaning and sanitation products.....		325612-89	1.1	0.0	0.0	0.0	0.4	0.0
Secondary products and miscellaneous receipts.....		325612-SM						
Miscellaneous receipts.....		325612-M	0.5	0.0	0.0	0.0	0.5	0.0
Surface active agent manufacturing.....	325613		1.3	0.0	-0.7	0.0	1.3	0.6
Primary products.....		325613-P	1.2	0.0	-0.7	0.0	1.2	0.7
Surfactants, finishing agents, and assistants.....		325613-0	1.2	0.0	-0.7	0.0	1.2	0.7
Surfactants (bulk surface active agents).....		325613-02	0.8	0.0	-1.0	0.0	0.9	0.9
Secondary products and miscellaneous receipts.....		325613-SM						
Toilet preparation mfg.....	32562		0.9	0.0	0.0	0.0	0.7	0.0
Toilet preparation manufacturing.....	325620		0.9	0.0	0.0	0.0	0.7	0.0
Primary products.....		325620-P	0.9	0.0	0.0	0.0	0.6	0.0
Denture cleaners, mouthwashes, gargles, and rinses.....		325620-A	-	0.0	0.0	0.0	0.0	-
Creams, lotions, and oils, excluding shaving, hair, and deodorant.....		325620-D	1.6	0.0	0.0	0.0	1.6	0.0
Other cosmetics and toilet preparations.....		325620-G	0.6	0.0	0.1	0.0	0.4	0.0
Shaving preparations.....		325620-1	0.5	0.8	0.0	0.0	0.0	0.0
Perfumes, toilet waters, and colognes.....		325620-4	1.3	0.0	0.0	0.0	0.0	0.0
Hair preparations (including shampoos).....		325620-7	0.8	0.0	0.0	0.0	0.3	0.0
Hair preparations incl professional, consumer, and cream/gel shampoos.....		325620-71	0.4	0.0	0.0	0.0	0.3	0.0
Hair tonics and hair dressings incl professional and consumer use.....		325620-72	1.9	0.0	0.0	0.0	0.1	0.0
Secondary products and miscellaneous receipts.....		325620-SM						
Other chemical product & preparation mfg.....	3259		4.1	-0.4	0.7	-0.6	2.0	0.4
Printing ink mfg.....	32591		-0.9	-0.5	0.5	0.1	0.2	0.0
Printing ink manufacturing.....	325910		-0.9	-0.5	0.5	0.1	0.2	0.0
Primary products.....		325910-P	-0.9	-0.5	0.6	0.1	0.2	0.0
Flexographic printing inks.....		325910-A	1.5	0.0	1.5	0.0	0.0	0.0
Nonimpact/digital inks.....		325910-E	-8.3	-2.0	0.1	0.3	-0.3	-0.2
All other printing inks.....		325910-H	3.2	0.0	0.1	-0.1	2.9	0.6
Lithographic and offset inks.....		325910-6	0.4	0.0	0.0	0.0	0.0	0.0

See footnotes at end of table.

Table 12. Producer price index percentage changes for the net output of selected industries and their products, not seasonally adjusted — Continued
 [February 2025]

Title ¹	Industry code	Product code	Unadjusted 12-month percent change ²	Unadjusted 1-month percent change ²				
				Feb. 2024 to Feb. 2025 ^P	Sept. to Oct.	Oct. to Nov. ^P	Nov. to Dec. ^P	Dec. to Jan. ^P
Printing ink manufacturing - Continued								
News and nonheat web offset printing inks.....		325910-61	4.8	0.0	0.0	0.0	0.0	0.0
Publication and commercial web inks.....		325910-62	0.0	0.0	0.0	0.0	0.0	0.0
Sheet-fed general inks.....		325910-63	-0.2	0.0	0.0	0.0	0.0	0.0
Sheet-fed packaging inks.....		325910-64	0.3	0.0	0.0	0.0	0.0	0.0
Gravure printing inks.....		325910-7	0.0	0.0	0.0	0.0	0.0	0.0
Secondary products and miscellaneous receipts.....		325910-SM						
Miscellaneous receipts.....		325910-M	0.1	0.0	0.0	0.0	0.0	0.0
Explosives mfg.....	32592		5.9	0.1	0.4	0.2	4.8	0.1
Explosives manufacturing.....	325920		5.9	0.1	0.4	0.2	4.8	0.1
Primary products.....		325920-P	6.5	0.1	0.5	0.2	5.1	0.1
Explosives and blasting accessories.....		325920-0	6.5	0.1	0.5	0.2	5.1	0.1
Secondary products and miscellaneous receipts.....		325920-SM						
All other chemical product & preparation mfg.....	32599		4.5	-0.4	0.7	-0.7	2.0	0.5
Custom compounding of purchased resins.....	325991		2.1	0.9	0.2	-0.1	0.6	-0.9
Primary products.....		325991-P	1.8	0.7	0.2	-0.1	0.7	-0.9
Custom compounding of purchased resins and color concentrates.....		325991-0	1.8	0.7	0.2	-0.1	0.7	-0.9
Secondary products and miscellaneous receipts.....		325991-SM						
Photographic Film, Paper, Plate, Chemical, and Copy Toner Manufacturing.....	325992		10.6	-3.0	4.7	-4.2	-1.3	5.1
Primary products.....		325992-P	11.2	-3.3	5.2	-4.6	-1.3	5.5
Photographic sensitized film, plates, paper, & cloth.....		325992-T	15.3	-4.4	7.0	-6.1	-1.7	7.5
Photographic sensitized film, plates, paper & cloth, other than silver-halide-type (incl X-ray).....		325992-T3	2.8	0.0	0.0	0.0	0.0	0.0
Prepared photographic chemicals.....		325992-5	0.5	0.0	0.0	0.0	0.0	0.0
Secondary products and miscellaneous receipts.....		325992-SM						
Other miscellaneous chemical product manufacturing.....	325998		4.2	-0.4	-0.2	0.1	3.9	-0.1
Primary products.....		325998-P	4.2	-0.3	-0.2	0.1	3.8	-0.1
Water treating compounds.....		325998-A	9.6	0.6	-0.4	0.6	2.2	0.4
Automotive chemicals.....		325998-E	-	-	0.3	0.0	0.0	0.0
All other chemical preparations, including essential oils, matches, and gelatin.....		325998-J	1.9	0.0	-0.6	0.0	5.0	-0.2
Evaporated salt (bulk, pressed blocks, and packaged), excluding table salt.....		325998-1	-	-	3.0	0.4	0.3	0.0
Secondary products and miscellaneous receipts.....		325998-SM						
Miscellaneous receipts.....		325998-M	12.1	0.0	0.0	0.0	11.9	0.0
Plastics and rubber products mfg.....	326		0.7	-0.1	-0.2	0.0	0.3	-0.3
Plastics product mfg.....	3261		0.7	-0.1	-0.2	0.0	0.2	-0.4
Unsupported plastics film, sheet, and bag mfg.....	32611		1.2	0.0	-0.8	-0.2	-0.4	0.7
Plastics bag and pouch manufacturing.....	326111		-0.8	0.2	-1.6	-0.5	-0.2	0.5
Primary products.....		326111-P	-1.0	0.2	-1.6	-0.5	-0.2	0.4
Single-web film specialty bags, pouches, and liners.....		326111-1	-0.9	0.2	-1.6	-0.5	-0.2	0.5
Polyethylene grocery and variety bags and pouches.....		326111-11	7.3	0.0	-0.2	0.0	0.0	4.4
Polyethylene refuse bags.....		326111-12	1.8	1.4	-0.1	-0.2	-1.0	0.1
Other polyethylene bags, pouches, and liners.....		326111-15	-7.5	-0.9	-5.0	-1.1	0.2	-1.0
Coextruded single-web film specialty bags, pouches, & liners.....		326111-16	-0.2	1.8	0.0	-1.0	-1.0	0.0
Multiweb film/film combination specialty bags, pouches, and liners.....		326111-3	-6.6	-1.1	0.0	0.0	0.0	0.0
Secondary products and miscellaneous receipts.....		326111-SM						
Plastics packaging film and sheet mfg.....	326112		1.9	0.2	-0.5	0.0	-1.1	1.6
Primary products.....		326112-P	1.8	0.2	-0.5	0.0	-1.2	1.6
Single-web film, rolls, and sheets, including coextruded, for flexible packaging uses.....		326112-1	2.2	0.4	-0.6	0.0	-1.1	2.1
Single-web film, rolls, and sheets for flexible packaging uses.....		326112-11	2.3	0.5	-0.5	0.0	-1.2	2.4
Coextruded single-web film, for flexible packaging uses.....		326112-12	2.1	0.0	-1.3	0.0	-0.8	0.9
Film/film multiweb laminated rolls and sheets, excluding foil, for flexible packaging uses.....		326112-3	-0.3	-0.6	0.0	-0.2	-1.4	-0.9
Secondary products and miscellaneous receipts.....		326112-SM						
Secondary products.....		326112-S	4.2	-0.1	-0.1	-0.1	0.1	1.6
Nonpackaging plastics film and sheet mfg.....	326113		2.0	-0.2	-0.6	-0.2	0.0	-0.1
Primary products.....		326113-P	2.3	0.0	-0.5	-0.2	0.0	-0.1
Unlaminated plastics film and sheet, excluding packaging.....		326113-0	2.3	0.0	-0.5	-0.2	0.0	-0.1
Unlaminated polyethylene film and sheet.....		326113-01	1.9	0.3	-1.0	0.2	-0.5	0.0
Unlaminated vinyl and vinyl copolymer film and sheet.....		326113-03	5.7	0.0	0.0	0.0	0.0	0.0
Miscellaneous unlaminated plastics film and sheet.....		326113-04	4.7	-0.5	0.3	-0.4	0.7	0.0
Secondary products and miscellaneous receipts.....		326113-SM						

See footnotes at end of table.

Table 12. Producer price index percentage changes for the net output of selected industries and their products, not seasonally adjusted — Continued
 [February 2025]

Title ¹	Industry code	Product code	Unadjusted 12-month percent change ²	Unadjusted 1-month percent change ²				
				Feb. 2024 to Feb. 2025 ^P	Sept. to Oct.	Oct. to Nov. ^P	Nov. to Dec. ^P	Dec. to Jan. ^P
Nonpackaging plastics film and sheet mfg. - Continued								
Secondary products.....		326113-S	-5.8	-3.6	-1.9	-0.8	0.0	0.5
Plastics pipe/fitting/unsupported shapes mfg.....	32612		-3.4	-1.1	-0.1	0.0	1.1	-3.1
Unlaminated plastics profile shape mfg.....	326121		2.8	0.0	0.0	0.1	2.4	-1.4
Primary products.....		326121-P	3.3	0.0	0.0	0.2	2.7	-1.6
Unlaminated plastics profile shapes.....		326121-0	3.3	0.0	0.0	0.2	2.7	-1.6
Secondary products and miscellaneous receipts.....		326121-SM						
Plastics pipe and pipe fitting manufacturing.....	326122		-6.4	-1.6	-0.2	-0.1	0.4	-4.0
Primary products.....		326122-P	-6.5	-1.6	-0.2	-0.1	0.5	-4.1
Plastics pipe.....		326122-1	-7.9	-1.8	-0.1	-0.2	0.5	-4.9
Plastics drain, waste, and vent pipe.....		326122-11	-18.4	-3.4	-0.7	2.6	1.4	-16.1
Plastics water pipe.....		326122-13	-7.3	-1.6	0.4	-2.0	0.5	-1.9
Plastics sewer, stormdrain, and water main pipe.....		326122-18	-4.5	-1.3	-0.3	-0.4	-0.1	-1.7
Other plastics pipe.....		326122-1B	0.2	0.0	0.0	0.0	0.0	0.0
Plastics pipe fittings and unions.....		326122-3	0.2	-0.7	-0.4	0.3	0.2	-0.1
Secondary products and miscellaneous receipts.....		326122-SM						
Miscellaneous receipts.....		326122-M	-7.0	0.7	-2.5	2.2	-1.6	-4.5
Secondary products.....		326122-S1	4.9	0.4	0.1	0.3	0.0	0.8
Laminated plastics plate, sheet, and shape mfg.....	32613		0.8	0.0	0.0	-0.1	0.1	0.1
Laminated plastics plate, sheet (except packaging), and shape manufacturing.....	326130		0.8	0.0	0.0	-0.1	0.1	0.1
Primary products.....		326130-P	0.7	0.0	0.0	-0.1	0.2	0.0
Laminated plastics plates, sheet (except packaging), and shapes.....		326130-0	0.7	0.0	0.0	-0.1	0.2	0.0
Secondary products and miscellaneous receipts.....		326130-SM						
Polystyrene foam product mfg.....	32614		1.1	0.0	-0.1	0.1	0.0	0.1
Polystyrene foam product manufacturing.....	326140		1.1	0.0	-0.1	0.1	0.0	0.1
Primary products.....		326140-P	-1.0	0.0	-0.1	0.2	0.0	0.0
Packaging, polystyrene foam products.....		326140-2	-0.2	0.0	-0.3	0.2	0.1	0.0
Polystyrene foam food containers.....		326140-21	-0.8	0.0	-0.4	0.4	0.2	0.1
Polystyrene foam protective shipping pads, shaped cushioning, etc.....		326140-22	0.9	0.0	0.0	0.0	0.0	-0.3
Building and construction polystyrene foam products.....		326140-3	-0.3	0.0	0.0	0.0	0.0	0.0
Consumer and institutional polystyrene foam products.....		326140-5	-2.6	-0.1	0.0	0.3	-0.2	0.0
All other polystyrene foam products incl. transportation application uses.....		326140-9	0.0	0.0	0.0	0.0	0.0	0.0
Secondary products and miscellaneous receipts.....		326140-SM						
Foam product (ex polystyrene) mfg.....	32615		1.2	0.2	0.0	0.0	1.0	0.0
Urethane and other foam product mfg.....	326150		1.2	0.2	0.0	0.0	1.0	0.0
Primary products.....		326150-P	1.2	0.2	0.1	0.0	1.0	0.0
Packaging polyurethane foam products.....		326150-2	0.9	0.0	0.0	0.0	0.9	0.0
Furniture and furnishings polyurethane foam products.....		326150-4	1.8	0.0	0.1	0.0	1.7	0.0
Polyurethane foam formed and slab stock for pillows, seating, and cushioning.....		326150-41	2.1	0.0	0.5	0.0	1.7	0.0
Consumer and institutional polyurethane foam products.....		326150-5	0.0	0.0	0.0	0.0	0.0	0.0
All other miscellaneous polyurethane foam products.....		326150-6	1.0	-0.1	0.0	0.0	0.2	0.0
Products made of foam other than polystyrene or polyurethane.....		326150-9	1.1	1.1	0.0	0.0	0.0	0.0
Secondary products and miscellaneous receipts.....		326150-SM						
Secondary products.....		326150-S	1.6	0.0	0.0	0.0	0.8	-0.1
Plastics bottle mfg.....	32616		0.4	0.3	-0.1	-0.1	0.5	-0.9
Plastics bottle manufacturing.....	326160		0.4	0.3	-0.1	-0.1	0.5	-0.9
Primary products.....		326160-P	0.3	0.3	-0.1	-0.1	0.6	-0.9
Plastics bottles.....		326160-0	0.3	0.3	-0.1	-0.1	0.6	-0.9
Secondary products and miscellaneous receipts.....		326160-SM						
Other plastics product mfg.....	32619		1.3	0.1	0.0	0.0	0.2	-0.2
Plastics plumbing fixture manufacturing.....	326191		1.8	0.7	0.0	0.0	0.0	0.0
Primary products.....		326191-P	1.7	0.7	0.0	0.0	0.0	0.0
Plastics plumbing fixtures.....		326191-0	1.7	0.7	0.0	0.0	0.0	0.0
Secondary products and miscellaneous receipts.....		326191-SM						
Miscellaneous receipts.....		326191-M	2.2	1.4	0.0	0.0	0.7	0.0
All other plastics product manufacturing.....	326199		1.3	0.0	0.0	0.0	0.2	-0.2
Primary products.....		326199-P	1.2	0.0	0.0	0.0	0.2	-0.3
All other reinforced and fiberglass plastics products.....		326199-A	6.7	0.0	0.0	1.1	0.6	0.0
Consumer/institutional/commercial fabricated plastics products (excl. foam and wire coated).....		326199-C	1.4	-0.4	0.0	0.0	-0.1	0.4

See footnotes at end of table.

Table 12. Producer price index percentage changes for the net output of selected industries and their products, not seasonally adjusted — Continued
 [February 2025]

Title ¹	Industry code	Product code	Unadjusted 12-month percent change ²	Unadjusted 1-month percent change ²				
				Feb. 2024 to Feb. 2025 ^P	Sept. to Oct.	Oct. to Nov. ^P	Nov. to Dec. ^P	Dec. to Jan. ^P
All other plastics product manufacturing - Continued								
Transportation fabricated plastics products (excluding foam and reinforced plastics).....		326199-1	0.0	0.0	0.4	0.0	0.0	-2.0
Electrical and electronic fabricated plastics (excluding foam and reinforced plastics).....		326199-2	1.0	0.0	0.0	-1.0	0.5	0.0
Industrial machinery plastics products, excluding foam (incl. gears, bearings, etc.).....		326199-3	0.8	0.0	0.0	0.0	0.0	0.0
Plastics packaging (excluding film, sheet, foam, and bottles).....		326199-4	1.2	0.6	-0.1	-0.4	1.1	-0.2
Building & construction fabricated plastics products (excl foam, plumbing fixtures, hardware).....		326199-8	0.5	0.0	-0.6	0.1	-0.1	0.5
Secondary products and miscellaneous receipts.....		326199-SM						
Miscellaneous receipts.....		326199-M	0.8	0.0	0.0	0.0	0.5	0.0
Secondary products.....		326199-S	3.7	0.1	0.0	-0.2	-0.8	0.2
Rubber product mfg.....	3262		0.4	-0.1	-0.1	0.0	0.5	0.3
Tire mfg.....	32621		-0.5	-0.1	-0.2	-0.1	0.4	0.3
Tire manufacturing, except retreading.....	326211		-0.5	-0.1	-0.2	-0.1	0.4	0.3
Primary products.....		326211-P	-0.5	-0.1	-0.2	-0.1	0.4	0.3
Tread rubber, tire sundries, and repair materials.....		326211-H	-0.3	0.3	-0.3	0.0	0.0	0.0
Pneumatic tires (including passenger, truck, bus, tractor, industrial, and other tires).....		326211-0	-0.5	-0.2	-0.2	-0.1	0.4	0.3
Passenger car pneumatic tires (casings).....		326211-01	-0.8	-0.1	-0.3	-0.2	0.3	0.7
Truck and bus (including off-the-highway) pneumatic tires.....		326211-03	-0.3	-0.4	0.0	0.1	1.2	-0.8
Secondary products and miscellaneous receipts.....		326211-SM						
Rubber and plastics hose and belting.....	32622		2.6	0.0	0.5	0.7	0.7	0.1
Rubber and plastics hose and belting mfg.....	326220		2.6	0.0	0.5	0.7	0.7	0.1
Primary products.....		326220-P	2.7	0.0	0.6	0.7	0.7	0.1
Rubber and plastics belt and belting mfg.....		326220-D	2.9	0.0	1.0	0.3	1.3	0.2
Rubber and plastics transmission belts and belting (excluding flat).....		326220-D2	2.4	0.0	0.0	0.9	1.0	0.4
Rubber and plastic hose mfg.....		326220-H	2.3	0.0	0.0	1.1	0.0	0.0
Rubber and plastics hose for on- and off-highway motor vehicles.....		326220-H3	6.4	0.0	0.0	3.2	0.0	0.0
Industrial rubber and plastics hose without fittings.....		326220-H4	0.0	0.0	0.0	0.0	0.0	0.0
Rubber and plastics water hose (incl. fire, irrigation, etc.).....		326220-H5	0.7	0.2	0.0	0.0	-0.2	0.0
Secondary products and miscellaneous receipts.....		326220-SM						
Other rubber product mfg.....	32629		0.8	0.0	0.0	0.0	0.5	0.3
Rubber product mfg. for mechanical use.....	326291		0.6	0.0	0.0	0.0	0.4	0.0
Primary products.....		326291-P	0.7	0.0	0.0	0.0	0.4	0.0
Other extruded rubber mechanical goods (excl. auto)(excl. tubing).....		326291-C	6.1	0.0	0.0	0.0	0.2	0.0
Molded rubber mechanical goods, automotive.....		326291-1	0.1	0.1	0.0	0.0	0.0	0.0
Molded rubber mechanical goods, transportation (excluding automotive)/off-highway machinery.....		326291-2	1.2	0.0	0.0	0.0	1.3	0.0
Other molded rubber mechanical goods (excluding tubing).....		326291-9	1.1	0.0	0.0	0.0	0.9	0.0
Secondary products and miscellaneous receipts.....		326291-SM						
Secondary products.....		326291-S	-0.6	-1.1	-0.1	0.0	0.4	0.0
All other rubber product manufacturing.....	326299		1.0	0.0	-0.1	0.0	0.6	0.5
Primary products.....		326299-P	0.6	0.0	-0.1	0.0	0.6	0.2
All other miscellaneous rubber goods.....		326299-B	3.5	0.0	0.0	0.0	2.4	1.1
Rubber compounds or mixtures for sale or interplant transfer.....		326299-6	4.0	0.9	0.0	0.0	0.8	0.0
All other industrial rubber products.....		326299-7	-3.1	-1.1	-0.3	-0.1	0.1	0.0
Secondary products and miscellaneous receipts.....		326299-SM						
Nonmetallic mineral product manufacturing.....	327		2.6	0.1	0.4	-0.1	0.8	0.3
Clay product and refractory manufacturing.....	3271		1.1	0.1	0.4	-0.3	0.5	0.0
Pottery, ceramics, and plumbing fixture mfg.....	32711		1.0	0.1	0.1	0.4	0.1	-0.2
Pottery, ceramics, and plumbing fixture mfg.....	327110		1.0	0.1	0.1	0.4	0.1	-0.2
Primary products.....		327110-P	0.8	0.1	0.1	0.3	0.1	-0.2
Vitreous china, porcelain, and earthenware (semivitreous) table and kitchenware..		327110-5	3.1	0.0	0.0	-0.7	2.5	0.8
All other pottery products (including china decorated for the trade).....		327110-6	0.0	0.0	0.0	0.0	0.0	0.0
Porcelain, steatite, and other ceramic electrical products.....		327110-7	1.6	0.3	0.1	0.7	0.1	-0.4
Secondary products and miscellaneous receipts.....		327110-SM						
Clay building material and refractories mfg.....	32712		1.1	0.1	0.5	-0.6	0.7	0.0
Clay building material and refractories mfg.....	327120		1.1	0.1	0.5	-0.6	0.7	0.0
Primary products.....		327120-P	1.1	0.1	0.6	-0.6	0.7	0.0
Brick and structural clay tile.....		327120-1	2.2	0.0	0.0	0.0	0.8	0.0

See footnotes at end of table.

Table 12. Producer price index percentage changes for the net output of selected industries and their products, not seasonally adjusted — Continued
 [February 2025]

Title ¹	Industry code	Product code	Unadjusted 12-month percent change ²	Unadjusted 1-month percent change ²				
				Feb. 2024 to Feb. 2025 ^P	Sept. to Oct.	Oct. to Nov. ^P	Nov. to Dec. ^P	Dec. to Jan. ^P
Clay building material and refractories mfg. - Continued								
Building or common brick.....		327120-11	2.2	0.0	0.0	0.0	0.8	0.0
Glazed brick and other brick (paving, floor, and sewer).....		327120-12	5.0	0.0	0.0	0.0	4.3	0.0
Clay floor and wall tile, glazed and unglazed (including quarry tile and ceramic mosaic tile).....		327120-2	-3.2	0.6	2.0	-2.2	0.4	-0.5
Nonclay refractories (excluding dead-burned magnesia).....		327120-6	2.9	0.0	1.1	-1.2	1.5	1.0
Clay refractories.....		327120-7	1.7	0.0	0.0	0.0	0.6	0.0
All other structural clay products, excluding clay refractories.....		327120-9	5.8	0.0	0.0	0.0	0.0	0.0
Secondary products and miscellaneous receipts.....		327120-SM						
Miscellaneous receipts.....		327120-M	3.7	0.0	0.0	0.0	0.1	0.0
Glass and glass product manufacturing.....	3272		3.1	0.1	0.7	-0.1	1.0	0.5
Glass and glass product manufacturing.....	32721		3.1	0.1	0.7	-0.1	1.0	0.5
Flat glass manufacturing.....	327211		4.0	0.1	-0.3	0.1	1.0	1.5
Primary products.....		327211-P	3.9	0.1	-0.3	0.1	1.1	1.4
Flat glass (float, sheet, and plate process), made by flat glass producers.....		327211-1	2.8	0.2	-0.4	0.2	0.8	0.7
Other glass products, made by flat glass producers.....		327211-4	5.9	0.0	0.0	0.0	1.5	2.5
Secondary products and miscellaneous receipts.....		327211-SM						
Other pressed and blown glass and glassware.....	327212		2.3	-0.1	-0.3	0.3	2.0	0.0
Primary products.....		327212-P	2.3	-0.1	-0.3	0.3	2.0	0.0
Glass fiber and machine-made pressed and blown glass and glassware, made by glass producers.....		327212-B	2.4	-0.1	-0.3	0.3	2.1	0.0
Handmade pressed and blown glass and glassware, made by glass producers.....		327212-9	0.9	0.0	0.0	0.0	0.9	0.0
Secondary and miscellaneous receipts.....		327212-SM						
Glass container manufacturing.....	327213		4.5	0.4	0.0	0.1	1.5	0.0
Primary products.....		327213-P	4.6	0.4	0.0	0.1	1.5	0.0
Glass containers (including value of packaging).....		327213-0	4.6	0.4	0.0	0.1	1.5	0.0
Secondary products and miscellaneous receipts.....		327213-SM1						
Glass product mfg. made of purchased glass.....	327215		2.3	0.0	1.6	-0.3	0.4	0.6
Primary products.....		327215-P	2.4	0.0	1.6	-0.3	0.4	0.6
Pressed and blown glassware, made from purchased glass.....		327215-E	1.0	0.8	0.4	-0.4	1.1	-0.6
Other glass products, made from purchased glass.....		327215-F	0.5	0.1	0.1	0.3	0.5	-0.1
Mirrors (decorated and undecorated), made from purchased glass.....		327215-9	9.0	-0.8	7.2	-1.8	-0.2	3.5
Secondary products and miscellaneous receipts.....		327215-SM						
Secondary products.....		327215-S	2.3	0.1	0.2	0.0	2.1	0.0
Cement and concrete product manufacturing.....	3273		2.5	0.1	0.4	-0.2	1.0	0.2
Cement manufacturing.....	32731		2.3	-0.1	0.0	-0.1	1.2	-0.1
Cement manufacturing.....	327310		2.3	-0.1	0.0	-0.1	1.2	-0.1
Primary products.....		327310-P	2.2	-0.1	0.0	-0.1	1.2	-0.1
Cement, hydraulic (including cost of shipping containers).....		327310-0	2.2	-0.1	0.0	-0.1	1.2	-0.1
Secondary products and miscellaneous receipts.....		327310-SM						
Ready-mix concrete manufacturing.....	32732		2.5	0.1	0.5	-0.4	1.0	0.0
Ready-mix concrete manufacturing.....	327320		2.5	0.1	0.5	-0.4	1.0	0.0
Primary products.....		327320-P	2.5	0.1	0.6	-0.4	1.0	0.0
Northeast region ready-mix concrete.....		327320-A	0.5	0.2	0.0	-0.8	1.0	0.0
Midwest region ready-mix concrete.....		327320-B	4.6	-0.7	0.7	-0.4	2.1	-0.5
South region ready-mix concrete.....		327320-C	2.4	0.9	0.6	-0.5	0.4	0.2
West region ready-mix concrete.....		327320-D	1.5	-0.6	0.5	0.0	1.1	0.0
Secondary products and miscellaneous receipts.....		327320-SM						
Miscellaneous receipts.....		327320-M	-	0.1	0.0	0.0	-	-
Secondary products.....		327320-S	1.4	0.0	0.0	0.0	0.0	1.2
Concrete pipe, brick, and block manufacturing.....	32733		4.5	0.3	0.2	0.3	2.1	0.1
Concrete block and brick manufacturing.....	327331		3.6	0.1	0.0	0.0	2.1	0.1
Primary products.....		327331-P	3.6	0.2	0.0	0.0	2.1	0.1
Concrete block and brick.....		327331-0	3.6	0.2	0.0	0.0	2.1	0.1
Structural concrete block, lightweight units (weighing less than 105 lb/cubic ft.) (dry weight).....		327331-01	4.1	0.0	0.0	0.0	2.1	0.4
Structural concrete block, mediumweight units (weighing 105 - 124 lb/cubic ft.) (dry weight).....		327331-02	3.9	0.3	0.0	0.0	2.8	0.1
Structural concrete block, normalweight units (weighing 125 lb or more/cubic ft.) (dry weight).....		327331-03	1.6	1.2	0.0	0.0	0.9	0.1
Decorative concrete block (including screen, split, slump, shadowal block, etc.).....		327331-04	3.5	0.0	0.0	0.1	1.4	0.0

See footnotes at end of table.

Table 12. Producer price index percentage changes for the net output of selected industries and their products, not seasonally adjusted — Continued
 [February 2025]

Title ¹	Industry code	Product code	Unadjusted 12-month percent change ²	Unadjusted 1-month percent change ²				
				Feb. 2024 to Feb. 2025 ^P	Sept. to Oct.	Oct. to Nov. ^P	Nov. to Dec. ^P	Dec. to Jan. ^P
Concrete block and brick manufacturing - Continued								
Concrete pavers (including grid, interlocking, etc.).....		327331-05	3.6	0.0	0.0	0.0	2.3	0.0
Concrete brick.....		327331-06	5.3	0.0	0.0	0.0	3.5	0.0
Secondary products and miscellaneous receipts.....		327331-SM						
Miscellaneous receipts.....		327331-M	2.9	0.0	0.0	0.0	0.9	0.0
Secondary products.....		327331-S	-0.2	-2.4	0.2	0.1	1.3	1.1
Concrete pipe manufacturing.....	327332		6.9	1.0	0.6	0.9	2.2	0.0
Primary products.....		327332-P	8.0	1.1	0.8	0.9	2.3	0.0
Concrete pipe.....		327332-0	8.0	1.1	0.8	0.9	2.3	0.0
Concrete storm sewer pipe.....		327332-02	5.3	0.1	0.9	1.0	2.5	0.0
Concrete pipe, except concrete culvert and storm sewer pipe.....		327332-03	1.0	0.0	0.0	0.0	0.9	0.0
Secondary products and miscellaneous receipts.....		327332-SM1						
Other concrete product manufacturing.....	32739		1.8	0.0	0.3	0.0	0.6	0.8
Other concrete product manufacturing.....	327390		1.8	0.0	0.3	0.0	0.6	0.8
Primary products.....		327390-P	1.7	0.0	0.3	0.0	0.6	0.8
Precast concrete products.....		327390-1	2.4	0.0	0.4	0.1	0.7	0.9
Precast concrete slabs and tile, roof and floor units.....		327390-11	4.0	0.0	0.0	0.0	0.0	0.0
Precast concrete architectural wall panels.....		327390-12	2.3	0.0	0.5	0.0	1.7	1.4
Burial vaults and boxes, precast concrete.....		327390-13	5.0	0.0	0.0	0.0	4.2	0.0
Precast concrete products (excl burial vaults and boxes, slabs and tile, and arch. wall panels).....		327390-14	2.0	0.0	0.4	0.1	0.3	1.0
Prestressed concrete products.....		327390-4	-1.5	0.0	0.0	-0.3	0.1	0.0
Prestressed concrete products (excl bridge beams and solid and hollow cored slabs and panels).....		327390-43	-1.1	0.0	0.0	0.0	0.0	0.0
Prestressed concrete bridge beams.....		327390-46	-0.4	0.0	0.0	-0.5	0.0	0.0
Prestressed concrete solid and hollow cored slabs and panels.....		327390-47	-5.1	0.0	0.0	-0.7	0.7	0.0
Secondary products and miscellaneous receipts.....		327390-SM						
Secondary products.....		327390-S	2.9	0.0	0.1	0.1	0.0	1.7
Lime and gypsum product manufacturing.....	3274		4.0	0.0	0.4	0.2	0.7	0.0
Lime manufacturing.....	32741		5.2	0.3	0.1	0.4	2.4	0.1
Lime manufacturing.....	327410		5.2	0.3	0.1	0.4	2.4	0.1
Primary products.....		327410-P	5.2	0.3	0.1	0.4	2.5	0.1
Lime.....		327410-0	5.2	0.3	0.1	0.4	2.5	0.1
Secondary products and miscellaneous receipts.....		327410-SM1						
Gypsum product manufacturing.....	32742		3.3	-0.1	0.5	0.1	-0.1	0.0
Gypsum product manufacturing.....	327420		3.3	-0.1	0.5	0.1	-0.1	0.0
Primary products.....		327420-P	3.4	-0.1	0.5	0.1	-0.1	0.0
Gypsum building materials.....		327420-1	3.0	-0.1	0.1	0.2	-0.2	0.0
Other gypsum products.....		327420-5	5.4	0.0	2.6	0.0	0.0	0.0
Secondary products and miscellaneous receipts.....		327420-SM						
Other nonmetallic mineral products.....	3279		2.3	0.1	-0.1	0.1	0.4	0.6
Abrasive product manufacturing.....	32791		2.1	0.0	0.2	0.0	1.5	0.6
Abrasive product manufacturing.....	327910		2.1	0.0	0.2	0.0	1.5	0.6
Primary products.....		327910-P	2.1	0.0	0.2	0.0	1.5	0.6
Nonmetallic sized grains, powders, and flour abrasives (incl. graded only).....		327910-1	1.0	0.0	0.0	0.0	1.0	0.0
Nonmetallic abrasive products (including diamond abrasives).....		327910-4	3.6	0.1	0.0	0.0	3.0	0.0
Nonmetallic coated abrasive products and buffing wheels, polishing wheels, and laps.....		327910-7	4.4	0.0	0.0	0.0	1.7	0.8
Secondary products and miscellaneous receipts.....		327910-SM						
Miscellaneous receipts.....		327910-M	1.2	0.0	0.0	0.0	0.5	0.4
All other nonmetallic mineral product mfg.....	32799		2.4	0.1	-0.1	0.2	0.2	0.6
Cut stone and stone product manufacturing.....	327991		0.4	0.7	0.2	0.0	-0.7	0.2
Primary products.....		327991-P	0.3	0.6	0.2	0.0	-0.7	0.2
Dressed dimension granite (including gneiss, syenite, diorite, and cut granite).....		327991-1	2.1	1.1	0.4	0.0	0.4	0.3
Dressed dimension limestone (including dolomite, travertine, calcareous, tufa, & cut limestone).....		327991-4	0.3	0.3	0.0	0.0	0.0	0.0
Dressed dimension marble and other stone.....		327991-7	-2.4	0.1	0.0	0.0	-2.5	0.0
Secondary products and miscellaneous receipts.....		327991-SM						
Ground or treated mineral and earths manufacturing.....	327992		2.6	-0.8	-0.2	0.2	1.2	2.0
Primary products.....		327992-P	2.6	-0.8	-0.2	0.2	1.2	2.0
Ground or treated minerals and earths.....		327992-0	2.6	-0.8	-0.2	0.2	1.2	2.0

See footnotes at end of table.

Table 12. Producer price index percentage changes for the net output of selected industries and their products, not seasonally adjusted — Continued
 [February 2025]

Title ¹	Industry code	Product code	Unadjusted 12-month percent change ²	Unadjusted 1-month percent change ²				
				Feb. 2024 to Feb. 2025 ^P	Sept. to Oct.	Oct. to Nov. ^P	Nov. to Dec. ^P	Dec. to Jan. ^P
Ground or treated mineral and earths manufacturing - Continued								
Treated lightweight aggregate and crushed slag, minerals and earths.....		327992-04	7.7	0.4	0.4	0.4	1.0	3.1
Treated clays, artificially activated with acid or other materials.....		327992-05	—	0.0	0.0	0.0	0.5	0.0
Other minerals or earths, treated.....		327992-06	-2.3	-2.3	-0.9	0.1	1.6	1.6
Secondary products and miscellaneous receipts.....		327992-SM						
Mineral wool manufacturing.....	327993		4.3	0.1	-0.5	0.4	0.5	0.5
Primary products.....		327993-P	4.3	0.1	-0.5	0.4	0.5	0.5
Mineral wool for thermal and acoustical envelope insulation.....		327993-1	6.0	-0.3	-0.2	-0.4	0.6	0.8
Mineral wool for industrial, equipment, and appliance insulation.....		327993-4	2.0	0.7	-1.0	1.5	0.4	0.0
Secondary products and miscellaneous receipts.....		327993-SM						
Miscellaneous nonmetallic mineral products manufacturing.....	327999		1.4	0.0	0.0	0.0	0.0	0.0
Primary products.....		327999-P	1.3	0.0	0.0	0.0	0.0	0.0
All other nonmetallic mineral products.....		327999-0	1.3	0.0	0.0	0.0	0.0	0.0
Dry-mixed concrete materials (prepackaged sand, gravel, mortar, and cement premixes).....		327999-02	—	—	0.0	0.0	0.0	0.0
Other nonmetallic mineral products.....		327999-09	1.9	0.0	0.0	0.0	0.0	0.0
Secondary products and miscellaneous receipts.....		327999-SM						
Primary metal mfg.....	331		-6.9	0.5	1.0	-1.8	-0.7	2.1
Iron & steel mills & ferroalloy mfg.....	3311		-19.6	-0.1	1.7	-4.0	-2.6	3.4
Iron & steel mills & ferroalloy mfg.....	33111		-19.6	-0.1	1.7	-4.0	-2.6	3.4
Iron and steel mills and ferroalloy mfg.....	331110		-19.6	-0.1	1.7	-4.0	-2.6	3.5
Primary products.....		331110-P	-20.0	1.5	1.9	-4.3	-2.5	3.7
Steel ingots and semifinished products.....		331110-3	-19.8	-2.0	0.4	-3.2	-1.9	1.1
Ferroalloys and related products.....		331110-6	1.4	0.0	0.8	2.1	-1.4	-0.4
Hot rolled steel bars, plates, and structural shapes.....		331110-7	-12.6	0.2	-1.8	0.2	-1.1	-2.3
Hot rolled steel bars, plates, and structural shapes, carbon.....		331110-71	-13.3	0.3	-2.0	0.3	-1.0	-2.6
Secondary products and miscellaneous receipts.....		331110-SM						
Steel product mfg from purchased steel.....	3312		-12.0	-0.1	0.3	-1.0	-0.8	0.1
Iron & steel pipe and tube mfg from purchased steel.....	33121		-11.6	0.3	0.0	-0.8	-1.4	-0.8
Iron and steel pipe and tube manufacturing from purchased steel.....	331210		-11.7	0.3	0.0	-0.8	-1.4	-0.8
Primary products.....		331210-P	-11.2	0.3	0.0	-0.8	-1.3	-0.7
Iron and steel pipes and tubes, from purchased iron and steel.....		331210-0	-11.2	0.3	0.0	-0.8	-1.3	-0.7
Pipe and tube, carbon.....		331210-02	-13.1	0.4	0.1	-0.9	-1.4	-1.1
Pipe and tube, stainless.....		331210-04	-4.7	0.2	0.1	0.3	-1.4	1.2
Secondary products and miscellaneous receipts.....		331210-SM1						
Rolling & drawing of purchased steel.....	33122		-12.3	-0.5	0.7	-1.1	-0.1	1.0
Rolled steel shape mfg.....	331221		-19.1	-0.7	1.3	-2.8	0.3	1.8
Primary products.....		331221-P	-20.8	-1.0	1.4	-3.1	0.3	1.8
Cold rolled steel sheet and strip, made from purchased steel.....		331221-1	-26.7	-1.1	2.1	-4.8	1.0	2.9
Cold finished steel bars and bar shapes, made from purchased steel.....		331221-3	-8.5	-0.8	0.3	-0.4	-0.8	-0.1
Secondary products and miscellaneous receipts.....		331221-SM						
Steel wire drawing.....	331222		-5.0	-0.2	0.2	0.4	-0.4	0.2
Primary products.....		331222-P	-5.4	-0.2	0.2	0.4	-0.4	0.2
Steel wire, including galvanized and other coated wire.....		331222-5	-6.2	-0.1	0.2	0.2	-0.6	0.4
Carbon steel wire.....		331222-5A	-5.9	-0.2	0.2	0.1	0.2	0.4
Secondary products and miscellaneous receipts.....		331222-SM						
Miscellaneous receipts.....		331222-M	-1.2	0.0	-1.0	0.0	0.0	2.6
Alumina & aluminum production & processing.....	3313		10.5	1.8	2.1	0.7	0.1	1.3
Alumina & aluminum production & processing.....	33131		10.5	1.8	2.1	0.7	0.1	1.3
Secondary smelting and alloying of aluminum.....	331314		7.5	1.0	0.8	0.0	-0.4	1.8
Primary products.....		331314-P	7.8	1.0	0.9	0.0	-0.4	1.9
Aluminum ingot, including billet, made by secondary smelters.....		331314-2	7.4	1.1	1.0	0.0	-0.5	0.7
Aluminum and aluminum-base alloys powders, paste, and flakes.....		331314-5	11.3	-0.2	0.0	0.1	0.6	13.2
Secondary products and miscellaneous receipts.....		331314-SM						
Aluminum sheet, plate, and foil mfg.....	331315		—	2.1	3.0	0.6	0.0	—
Primary products.....		331315-P	—	2.2	3.1	0.6	0.0	—
Aluminum sheet, plate, and foil.....		331315-0	—	2.2	3.1	0.6	0.0	—
Secondary products and miscellaneous receipts.....		331315-SM2						
Other aluminum rolling, drawing, and extruding.....	331318		7.8	0.9	1.7	1.0	0.3	0.7

See footnotes at end of table.

Table 12. Producer price index percentage changes for the net output of selected industries and their products, not seasonally adjusted — Continued
 [February 2025]

Title ¹	Industry code	Product code	Unadjusted 12-month percent change ²	Unadjusted 1-month percent change ²				
				Feb. 2024 to Feb. 2025 ^P	Sept. to Oct.	Oct. to Nov. ^P	Nov. to Dec. ^P	Dec. to Jan. ^P
Other aluminum rolling, drawing, and extruding - Continued								
Primary products.....		331318-P	7.6	0.9	1.7	1.0	0.3	0.7
Other extruded aluminum shapes, including rod, bar, and wire.....		331318-0	7.6	0.9	1.7	1.0	0.3	0.7
Secondary products and miscellaneous receipts.....		331318-SM						
Nonferrous (exc alum) production & processing.....	3314		14.1	2.1	-0.5	-0.5	1.4	2.8
Nonferrous metal (except aluminum) smelting and refining.....	33141		—	1.7	-2.2	0.3	0.5	—
Nonferrous metal (except aluminum) smelting and refining.....	331410		—	1.7	-2.2	0.3	0.5	—
Primary products.....		331410-P	—	1.6	-2.2	0.3	0.5	—
Secondary products and miscellaneous receipts.....		331410-SM1						
Copper rolling/drawing/extruding & alloying.....	33142		11.6	2.2	0.2	-1.7	0.9	2.0
Copper rolling, drawing, extruding, and alloying.....	331420		11.6	2.2	0.2	-1.7	0.9	2.0
Primary products.....		331420-P	12.0	2.4	0.2	-1.7	1.0	1.9
Copper wire and cable.....		331420-A	8.9	2.9	-2.0	-2.0	0.9	2.0
Copper and copper alloy mill shapes, except wire and cable.....		331420-B	14.5	2.0	2.2	-1.8	1.3	1.8
Secondary products and miscellaneous receipts.....		331420-SM						
Secondary products.....		331420-S	—	-1.8	0.5	-0.4	-2.0	4.9
Other nonferrous roll/draw/extruding/alloying.....	33149		16.2	2.2	-0.8	0.9	2.5	2.1
Nonferrous metal (except copper and aluminum) rolling, drawing, and extruding.....	331491		7.7	-0.2	-0.1	0.5	3.2	0.3
Primary products.....		331491-P	7.8	-0.1	-0.1	0.5	3.3	0.3
All other nonferrous metal mill shapes.....		331491-D	3.6	0.0	0.4	-0.1	-0.1	0.7
Nickel and nickel-base alloy mill shapes.....		331491-2	-3.0	-1.7	-1.0	1.3	-1.1	-1.4
Titanium and titanium-base alloy mill shapes.....		331491-3	10.8	0.7	0.0	0.0	7.6	-0.9
Secondary products and miscellaneous receipts.....		331491-SM						
Secondary products.....		331491-S	1.1	0.0	0.5	0.0	0.1	0.0
Secondary smelting, refining, and alloying of nonferrous metal (except copper and aluminum).....	331492		23.5	4.1	-1.3	1.2	1.9	3.4
Primary products.....		331492-P	23.3	3.9	-1.2	1.3	2.0	3.6
All other miscellaneous secondary nonferrous metals, including secondary lead and zinc.....		331492-B	-0.2	3.8	-1.0	1.1	-5.5	-1.5
Nonferrous metal powders, paste, and flakes (excluding aluminum and copper).....		331492-1	18.8	0.8	0.4	-0.6	9.5	1.3
Secondary products and miscellaneous receipts.....		331492-SM						
Foundries.....	3315		1.7	0.0	0.1	0.0	0.9	0.6
Ferrous metal foundries.....	33151		0.0	-0.3	0.1	0.1	0.4	1.0
Iron foundries.....	331511		0.4	0.0	0.2	0.0	0.6	0.9
Primary products.....		331511-P	0.4	0.0	0.2	0.0	0.6	0.9
Cast iron pressure and soil pipe and fittings, all sizes.....		331511-B	0.3	0.0	0.3	0.0	0.1	0.0
Standard and pearlitic malleable iron castings.....		331511-T	-2.2	0.0	0.0	0.0	2.4	0.0
Other ductile iron castings.....		331511-3	-1.2	0.2	0.1	0.0	0.2	0.4
Other gray iron castings (including molds and stools for heavy steel ingots).....		331511-9	0.6	-0.1	0.1	0.0	0.2	0.5
Secondary products and miscellaneous receipts.....		331511-SM						
Steel investment foundries.....	331512		2.8	0.0	0.1	0.6	0.1	2.1
Primary products.....		331512-P	2.8	0.0	0.1	0.6	0.1	2.0
Steel investment castings.....		331512-0	2.8	0.0	0.1	0.6	0.1	2.0
Secondary products and miscellaneous receipts.....		331512-SM						
Secondary products.....		331512-S	—	0.0	—	—	—	—
Steel foundries, except investment.....	331513		-4.4	-1.4	0.1	0.0	0.2	0.1
Primary products.....		331513-P	-4.4	-1.5	0.1	0.0	0.2	0.1
Carbon steel castings, except investment.....		331513-1	-1.9	-0.8	0.0	0.0	0.9	0.0
Alloy steel castings, excluding investment.....		331513-4	-5.3	-1.7	0.1	0.0	0.0	0.1
High alloy steel castings, except investment.....		331513-41	-8.2	-2.7	0.1	0.0	0.0	0.1
Other alloy steel castings, except investment.....		331513-43	0.0	0.0	0.0	0.0	0.0	0.0
Secondary products and miscellaneous receipts.....		331513-SM						
Nonferrous metal foundries.....	33152		4.0	0.4	0.0	-0.2	1.7	-0.1
Nonferrous metal die-casting foundries.....	331523		1.2	0.2	0.1	-0.1	-0.1	-0.1
Primary products.....		331523-P	1.2	0.2	0.1	-0.1	-0.1	-0.1
Aluminum die-castings.....		331523-1	1.8	0.2	-0.1	-0.1	-0.1	0.0
Nonferrous (except aluminum) die-castings.....		331523-3	-0.8	0.4	0.6	-0.2	0.1	-0.7
Secondary products and miscellaneous receipts.....		331523-SM						
Aluminum foundries, except die-casting.....	331524		5.1	0.3	0.0	0.0	3.0	0.1
Primary products.....		331524-P	5.8	0.0	0.0	0.0	3.6	0.1

See footnotes at end of table.

Table 12. Producer price index percentage changes for the net output of selected industries and their products, not seasonally adjusted — Continued
 [February 2025]

Title ¹	Industry code	Product code	Unadjusted 12-month percent change ²	Unadjusted 1-month percent change ²				
				Feb. 2024 to Feb. 2025 ^P	Sept. to Oct.	Oct. to Nov. ^P	Nov. to Dec. ^P	Dec. to Jan. ^P
Aluminum foundries, except die-casting - Continued								
Aluminum castings, excluding die-castings.....		331524-0	5.8	0.0	0.0	0.0	3.6	0.1
Secondary products and miscellaneous receipts.....		331524-SM						
Secondary products.....		331524-S1	1.8	1.7	0.0	0.0	0.0	0.0
Other nonferrous metal foundries, except die-casting.....	331529		9.2	0.7	-0.1	-0.6	4.1	0.0
Primary products.....		331529-P	9.5	0.8	-0.1	-0.6	4.3	-0.2
Copper foundries (excluding die-casting).....		331529-5	10.8	1.5	-0.2	-1.1	0.7	-0.3
Secondary products and miscellaneous receipts.....		331529-SM						
Fabricated metal product mfg.....	332		2.2	0.2	0.0	0.1	0.3	0.4
Forging & stamping.....	3321		-3.4	-0.5	-0.1	-0.3	0.3	0.5
Forging & stamping.....	33211		-3.4	-0.5	-0.1	-0.3	0.3	0.5
Iron and steel forging.....	332111		-3.0	-0.1	0.0	-1.2	0.6	0.2
Primary products.....		332111-P	-3.2	-0.1	0.0	-1.3	0.6	0.2
Hot impression die impact, press and upset steel forgings.....		332111-1	-3.0	0.0	0.0	-1.4	1.2	0.2
Hot impression die impact, press and upset carbon steel forgings.....		332111-11	-7.1	0.4	0.0	-2.8	0.4	0.5
Hot impression die impact, press and upset alloy steel forgings.....		332111-12	0.7	-0.3	0.1	-0.2	1.9	0.0
Secondary products and miscellaneous receipts.....		332111-SM						
Nonferrous forging.....	332112		6.4	0.1	0.0	0.0	0.8	3.3
Primary products.....		332112-P	6.6	0.1	0.0	0.0	0.9	3.4
Hot impression die impact, press and upset nonferrous forgings.....		332112-4	7.4	0.2	0.0	0.0	1.0	3.8
Hot impression die impact, press, and upset aluminum and aluminum alloy forgings.....		332112-41	8.5	0.1	0.0	0.0	1.5	4.2
Hot impression die impact, press, and upset titanium and titanium alloy forgings.....		332112-42	5.6	0.0	0.0	0.0	0.0	4.2
Other nonferrous hot impression die impact, press, and upset forgings.....		332112-43	6.3	1.2	0.0	0.0	0.3	0.0
Secondary products and miscellaneous receipts.....		332112-SM						
Custom roll forming.....	332114		-10.1	-0.8	0.0	0.3	0.0	0.0
Primary products.....		332114-P	-11.6	-0.9	0.0	0.3	0.0	0.0
Custom roll formed products (steel, aluminum and other metal).....		332114-0	-11.6	-0.9	0.0	0.3	0.0	0.0
Secondary products and miscellaneous receipts.....		332114-SM						
Powder metallurgy part mfg.....	332117		-	-0.9	0.3	0.0	-	-
Primary products.....		332117-P	-	-0.9	0.3	0.0	-	-
Powder metallurgy parts.....		332117-0	-	-0.9	0.3	0.0	-	-
Other metal stamping, except automotive.....	332119		-1.4	-0.6	-0.2	-0.2	0.2	0.4
Primary products.....		332119-P	-1.8	-0.5	-0.2	-0.3	-0.1	-0.2
Metal job stampings, except automotive.....		332119-3	-0.3	-0.1	-0.1	-0.6	-0.5	-0.6
Recreational vehicle metal job stampings.....		332119-31	-0.9	0.0	0.0	-3.9	-1.2	-0.3
Other metal job stampings.....		332119-33	0.2	-0.1	0.1	-0.4	-0.4	-0.7
Other metal stampings, n.e.c., incl. stamped and pressed metal, and crowns and closures.....		332119-9	-3.9	-1.1	-0.4	0.1	0.5	0.2
Secondary products and miscellaneous receipts.....		332119-SM						
Miscellaneous receipts.....		332119-M	0.5	0.0	-0.6	0.4	2.2	4.4
Secondary products.....		332119-S	1.1	-3.0	0.1	0.0	-0.5	-0.1
Cutlery & handtool mfg.....	3322		2.4	0.5	0.1	0.5	0.0	0.0
Cutlery & handtool mfg.....	33221		2.4	0.5	0.1	0.5	0.0	0.0
Metal cookware, cutlery, and flatware mfg.....	332215		1.7	1.0	0.0	0.0	0.0	0.0
Primary products.....		332215-P	1.8	1.1	0.0	0.0	0.0	0.0
Secondary products and miscellaneous receipts.....		332215-SM						
Miscellaneous receipts.....		332215-M	-3.8	-4.3	0.5	0.0	0.0	0.0
Secondary products.....		332215-S	0.6	0.0	0.0	0.0	0.0	0.6
Saw blade, handsaw, and hand and edge tool mfg.....	332216		2.8	0.3	0.1	0.8	0.0	0.1
Primary products.....		332216-P	2.6	0.4	0.1	0.8	0.0	0.1
Edge tools, hand-operated.....		332216-4	1.8	0.0	0.0	0.0	0.0	0.0
All other miscellaneous hand tools, except handsaws.....		332216-7	4.2	1.2	0.0	2.6	0.0	0.0
Secondary products and miscellaneous receipts.....		332216-SM						
Miscellaneous receipts.....		332216-M	0.8	0.0	0.0	0.8	0.0	0.0
Secondary products.....		332216-S	7.5	-0.3	0.3	0.5	0.1	0.0
Architectural & structural metals mfg.....	3323		1.5	0.2	0.0	-0.1	0.1	0.7
Plate work & fabricated structural prod mfg.....	33231		0.3	0.2	0.1	0.0	0.1	0.6
Prefabricated metal buildings and components mfg.....	332311		-1.7	0.2	0.0	0.3	-0.3	0.4

See footnotes at end of table.

Table 12. Producer price index percentage changes for the net output of selected industries and their products, not seasonally adjusted — Continued
 [February 2025]

Title ¹	Industry code	Product code	Unadjusted 12-month percent change ²	Unadjusted 1-month percent change ²				
				Feb. 2024 to Feb. 2025 ^P	Sept. to Oct.	Oct. to Nov. ^P	Nov. to Dec. ^P	Dec. to Jan. ^P
Prefabricated metal buildings and components mfg - Continued								
Primary products.....		332311-P	-1.7	0.2	0.0	0.2	-0.2	0.3
Prefabricated metal bldg & component systems (excl. farm service bldgs, resid. bldgs, & parts).....		332311-1	-0.8	0.3	0.0	0.0	0.0	0.2
Other prefabricated and portable metal buildings and parts.....		332311-3	-4.2	0.1	0.2	0.9	-0.7	0.6
Secondary products and miscellaneous receipts.....		332311-SM						
Fabricated structural metal mfg.....	332312		-1.5	0.2	0.1	0.0	0.0	0.7
Primary products.....		332312-P	-2.1	0.1	0.1	0.0	0.0	0.7
Fabricated structural metal bar joists and concrete reinforcing bars.....		332312-1	-10.2	-1.3	-0.4	-0.6	0.1	0.2
Fabricated structural iron and steel for industrial buildings metal bar joists, short span.....		332312-11	-0.8	-0.6	0.3	-0.4	0.9	-1.4
Fabricated structural iron & steel for commercial, residential, institutional, & public bldgs.....		332312-12	-12.9	-1.6	-0.6	-0.6	-0.2	0.8
Other fabricated structural metal.....		332312-5	4.9	1.8	0.6	0.0	-0.1	1.1
Fabricated structural metal for bridges.....		332312-6	-0.5	-4.7	-2.1	5.1	0.0	0.7
Secondary products and miscellaneous receipts.....		332312-SM						
Plate work mfg.....	332313		11.7	0.0	0.0	0.0	1.0	0.1
Primary products.....		332313-P	12.7	0.0	0.0	0.0	0.0	0.0
Fabricated plate work (stacks and weldments).....		332313-0	12.7	0.0	0.0	0.0	0.0	0.0
Secondary products and miscellaneous receipts.....		332313-SM1						
Ornamental & architectural metal prod mfg.....	33232		2.8	0.3	-0.1	-0.2	0.2	0.8
Metal window and door mfg.....	332321		1.8	1.1	-0.2	0.0	0.1	0.1
Primary products.....		332321-P	1.8	1.1	-0.2	0.0	0.0	0.1
Metal molding and trim and store fronts.....		332321-B	0.0	0.0	0.0	0.0	0.0	0.0
Metal windows (except storm sash).....		332321-D	-0.6	0.1	-1.1	0.0	0.0	0.0
Metal doors (except storm doors).....		332321-1	2.7	1.6	0.0	0.0	-0.1	0.1
Metal window and door screens (except combination screens) and metal weather strip.....		332321-9	-	0.0	0.0	0.0	0.0	-
Secondary products and miscellaneous receipts.....		332321-SM						
Secondary products.....		332321-S	1.1	0.0	0.0	0.0	0.5	0.0
Sheet metal work mfg.....	332322		0.7	-0.2	-0.1	-0.3	0.3	0.9
Primary products.....		332322-P	0.7	-0.2	-0.1	-0.4	0.4	1.0
Sheet metal electronic enclosures.....		332322-C	2.8	0.0	0.0	0.1	0.0	2.3
Steel sheet metal computer & peripheral equipment enclosures.....		332322-C1	1.9	-0.1	0.0	0.0	0.0	2.2
Aluminum sheet metal computer & peripheral equipment enclosures.....		332322-C2	6.4	0.0	-0.4	0.0	0.0	6.6
Other sheet metal electronic enclosures (excluding computers).....		332322-C3	2.4	0.0	0.0	0.1	-0.1	0.9
Other sheet metal work.....		332322-G	2.0	-0.1	0.4	-0.1	0.2	0.6
Aluminum and other sheet metal work.....		332322-G3	1.0	-0.3	0.7	-0.1	0.3	1.1
Sheet metal air-conditioning ducts and stove pipe.....		332322-1	-0.1	0.0	0.0	0.0	0.1	0.0
Secondary products and miscellaneous receipts.....		332322-SM						
Secondary products.....		332322-S	2.5	-0.1	0.0	0.0	0.1	1.2
Ornamental and architectural metal work mfg.....	332323		9.1	0.1	0.2	0.0	0.0	1.4
Primary products.....		332323-P	9.3	0.1	0.2	0.0	0.0	1.4
Ornamental and architectural metal work.....		332323-8	17.6	0.1	0.1	0.0	0.0	0.9
Iron, steel, and aluminum stairs, staircases, and fire escapes.....		332323-81	22.8	0.1	0.1	0.0	0.0	1.0
Steel and aluminum fences, gates (not wire), and railings and window guards.....		332323-82	6.9	0.0	0.1	0.0	0.0	0.6
Other architectural and ornamental work.....		332323-9	1.2	0.0	0.0	0.0	0.0	0.3
Other aluminum and metal architectural and ornamental work.....		332323-91	1.7	0.0	0.0	0.0	0.0	0.4
Other iron and steel architectural and ornamental work.....		332323-92	-	0.0	0.0	0.0	0.0	0.3
Secondary products and miscellaneous receipts.....		332323-SM						
Secondary products.....		332323-S	0.9	0.2	0.4	0.0	0.0	0.8
Boiler, tank & shipping container mfg.....	3324		5.3	0.0	0.0	0.1	0.8	0.2
Power boiler & heat exchanger mfg.....	33241		7.3	0.8	0.2	0.4	0.4	0.4
Power boiler and heat exchanger mfg.....	332410		7.3	0.8	0.2	0.4	0.4	0.4
Primary products.....		332410-P	7.7	0.8	0.3	0.4	0.4	0.4
Fabricated heat exchangers and steam condensers (excluding nuclear applications).....		332410-1	5.3	1.3	0.2	0.5	0.7	0.6
Secondary products and miscellaneous receipts.....		332410-SM						
Secondary products.....		332410-S	-	0.1	-	-	-	-
Metal tank (heavy gauge) mfg.....	33242		10.4	0.0	0.0	0.0	0.4	0.0
Metal tanks, heavy gauge, mfg.....	332420		10.4	0.0	0.0	0.0	0.4	0.0
Primary products.....		332420-P	11.1	0.0	0.0	0.0	0.3	0.0
Metal tanks, heavy gauge.....		332420-0	11.1	0.0	0.0	0.0	0.3	0.0

See footnotes at end of table.

Table 12. Producer price index percentage changes for the net output of selected industries and their products, not seasonally adjusted — Continued
[February 2025]

Title ¹	Industry code	Product code	Unadjusted 12-month percent change ²	Unadjusted 1-month percent change ²					
				Feb. 2024 to Feb. 2025 ^P	Sept. to Oct.	Oct. to Nov. ^P	Nov. to Dec. ^P	Dec. to Jan. ^P	Jan. to Feb. ^P
Metal tanks, heavy gauge, mfg - Continued									
Secondary products and miscellaneous receipts.....		332420-SM							
Light gauge metal container mfg.....	33243		1.3	-0.4	-0.2	0.1	1.4	0.2	
Metal can mfg.....	332431		1.5	-0.3	-0.2	0.1	1.7	0.0	
Primary products.....		332431-P	1.4	-0.3	-0.2	0.1	1.7	0.0	
Steel cans and tinware products.....		332431-1	0.5	0.0	-0.4	0.1	2.0	0.0	
Aluminum cans (including lids, ends, and parts shipped separately).....		332431-3	2.1	-0.5	0.0	0.0	1.5	0.0	
Secondary products and miscellaneous receipts.....		332431-SM							
Other metal container mfg.....	332439		0.5	-0.8	-0.4	0.0	0.0	1.0	
Primary products.....		332439-P	0.4	-0.9	-0.5	0.0	0.0	1.2	
All other metal containers.....		332439-6	2.3	0.0	0.0	0.0	0.0	2.0	
Secondary products and miscellaneous receipts.....		332439-SM							
Secondary products.....		332439-S	1.0	0.0	0.0	0.0	0.0	0.0	
Hardware mfg.....	3325		0.5	0.3	0.1	0.0	0.2	0.4	
Hardware mfg.....	33251		0.5	0.3	0.1	0.0	0.2	0.4	
Hardware mfg.....	332510		0.5	0.3	0.1	0.0	0.2	0.4	
Primary products.....		332510-P	0.3	0.3	0.1	0.0	0.2	0.5	
All other miscellaneous hardware.....		332510-A	-6.8	0.0	0.0	0.0	0.0	0.9	
Furniture hardware (excluding cabinet hardware).....		332510-2	2.0	0.8	1.1	0.4	-0.8	0.1	
Builders' hardware, including fabricated metal safe and vault locks, & cabinet hardware.....		332510-4	1.0	0.0	0.0	0.0	0.0	0.7	
Secondary products and miscellaneous receipts.....		332510-SM							
Miscellaneous receipts.....		332510-M	1.0	-0.9	0.2	0.0	0.0	2.7	
Secondary products.....		332510-S	9.9	0.0	0.0	0.0	1.3	-2.8	
Spring & wire product mfg.....	3326		4.6	-0.1	0.4	0.0	0.1	0.0	
Spring & wire product mfg.....	33261		4.6	-0.1	0.4	0.0	0.1	0.0	
Spring mfg.....	332613		5.2	-0.1	0.5	-0.1	-0.1	0.0	
Primary products.....		332613-P	5.8	-0.1	0.6	0.0	-0.1	0.0	
Cold formed steel springs, except wire.....		332613-3	0.5	0.0	0.1	-0.1	-0.2	0.0	
Precision mechanical wire springs.....		332613-5	-1.6	0.3	0.0	0.0	0.0	0.1	
Precision mechanical extension- and torsion-type wire springs.....		332613-51	-2.2	0.6	0.0	0.0	0.0	0.3	
Precision mechanical compression-type wire springs.....		332613-52	-1.2	0.2	0.0	0.0	0.0	0.0	
Secondary products and miscellaneous receipts.....		332613-SM							
Secondary products.....		332613-S	-6.1	-0.4	0.0	-0.6	-0.3	0.0	
Other fabricated wire product mfg.....	332618		3.9	0.0	0.2	0.0	0.4	0.0	
Primary products.....		332618-P	4.1	0.0	0.0	0.0	0.0	0.1	
Other ferrous wire products, excluding springs, made from purchased wire.....		332618-B	0.6	0.0	0.0	0.0	0.0	0.0	
Other fabricated wire products, made from purchased wire.....		332618-2	7.7	0.0	0.0	0.0	0.0	0.0	
Ferrous wire cloth and other ferrous woven wire products, made from purchased wire.....		332618-3	2.0	0.0	0.0	0.0	0.0	1.2	
Steel fencing and fence gates, made from purchased wire.....		332618-7	-1.4	-0.4	0.0	-0.3	-0.3	-0.1	
Secondary products and miscellaneous receipts.....		332618-SM							
Secondary products.....		332618-S	0.4	0.9	0.0	-1.0	0.0	0.0	
Mach shops, turn prod, screw, nut, bolt mfg.....	3327		3.7	0.5	0.0	0.0	0.7	0.4	
Machine shops.....	33271		2.5	-0.2	0.0	0.0	1.3	0.0	
Machine shops.....	332710		2.5	-0.2	0.0	0.0	1.3	0.0	
Primary products.....		332710-P	0.6	-0.2	0.0	0.0	0.2	0.0	
Machine shop job work and job order repairs.....		332710-0	0.6	-0.2	0.0	0.0	0.2	0.0	
Secondary products and miscellaneous receipts.....		332710-SM							
Turned product & screw, nut & bolt mfg.....	33272		5.0	1.1	0.0	0.0	0.2	0.8	
Precision turned product mfg.....	332721		5.1	2.0	0.1	0.0	0.0	0.0	
Primary products.....		332721-P	5.8	2.2	0.1	-0.1	0.0	0.0	
Precision turned products, automotive.....		332721-1	9.7	0.0	0.7	0.0	0.0	0.0	
Precision turned products, except automotive.....		332721-3	4.4	3.0	-0.1	-0.1	0.0	0.0	
Secondary products and miscellaneous receipts.....		332721-SM							
Bolt, nut, screw, rivet, and washer mfg.....	332722		4.8	-0.1	0.0	0.0	0.3	1.9	
Primary products.....		332722-P	5.4	-0.1	0.2	0.0	0.4	2.1	
Nonthreaded metal fasteners (except aircraft types).....		332722-B	3.4	0.0	0.0	0.0	3.4	0.0	
Aircraft fasteners, except plastics (including aerospace).....		332722-1	-	0.0	-0.1	0.0	0.0	-	
Externally threaded metal fasteners (except aircraft types).....		332722-3	0.4	-0.1	0.5	0.0	0.1	0.0	

See footnotes at end of table.

Table 12. Producer price index percentage changes for the net output of selected industries and their products, not seasonally adjusted — Continued
 [February 2025]

Title ¹	Industry code	Product code	Unadjusted 12-month percent change ²	Unadjusted 1-month percent change ²				
				Feb. 2024 to Feb. 2025 ^P	Sept. to Oct.	Oct. to Nov. ^P	Nov. to Dec. ^P	Dec. to Jan. ^P
Bolt, nut, screw, rivet, and washer mfg - Continued								
Hex bolts, including heavy, tap-and-joint (excluding high-strength structural & aircraft types).....		332722-3122	2.2	-0.5	0.0	0.0	0.0	0.0
Other metal bolts, including square, round, plow, high-strength structural, & bent bolts.....		332722-3133	0.2	0.0	0.0	0.0	0.2	0.0
Cap, set, machine, lag, flange, and self-locking screws (except aircraft types) ...		332722-3144	1.9	-0.3	3.2	0.0	0.0	0.2
Other externally threaded metal fasteners, including studs (except aircraft types).....		332722-3199	-0.7	-0.1	-0.2	0.0	0.1	0.0
Internally threaded fasteners (except aircraft types).....		332722-5	2.6	0.0	0.5	0.0	0.6	0.0
Secondary products and miscellaneous receipts.....		332722-SM						
Miscellaneous receipts.....		332722-M	-27.6	-0.3	-16.0	0.0	0.0	-13.7
Coating/engrave/heat treating & other activity.....	3328		2.3	0.6	-0.3	0.2	0.5	0.0
Coating/engrave/heat treating & other activity.....	33281		2.3	0.6	-0.3	0.2	0.5	0.0
Metal heat treating.....	332811		6.1	2.0	-0.2	0.0	0.0	0.6
Primary products.....		332811-P	5.2	2.0	-0.2	0.0	0.0	0.6
Heat treating of metal for the trade (pickling, annealing, etc.).....		332811-0	5.2	2.0	-0.2	0.0	0.0	0.6
Secondary products and miscellaneous receipts.....		332811-SM						
Metal coating and nonprecious engraving.....	332812		0.4	0.2	-1.7	0.3	0.9	-0.4
Primary products.....		332812-P	-0.4	-0.2	-1.9	0.3	1.0	-0.4
Metal coating, engraving, and allied services.....		332812-0	-0.4	-0.2	-1.9	0.3	1.0	-0.4
Secondary products and miscellaneous receipts.....		332812-SM						
Electroplating, anodizing and coloring metal.....	332813		2.2	-0.2	2.3	0.4	0.2	0.0
Primary products.....		332813-P	2.1	-0.3	2.4	0.4	0.2	0.0
Electroplating, plating, polishing, anodizing and coloring metal.....		332813-0	2.1	-0.3	2.4	0.4	0.2	0.0
Secondary products and miscellaneous receipts.....		332813-SM						
Other fabricated metal product mfg.....	3329		2.0	-0.1	-0.1	0.3	-0.1	0.3
Metal valve mfg.....	33291		3.8	0.1	0.0	0.3	-0.6	0.3
Industrial valve mfg.....	332911		3.7	0.3	0.0	0.5	0.8	0.7
Primary products.....		332911-P	3.8	0.3	0.0	0.5	0.8	0.8
Automatic regulating and control valves and parts (except nuclear), power operated.....		332911-F	4.3	3.1	0.0	0.0	0.0	0.2
Industrial valves for water works and municipal equipment (IBBM, AWWA, and UL).....		332911-N	3.9	0.0	0.0	1.9	1.5	0.2
Industrial ball valves (all metals, pressures, and types), incl. manual & power operated.....		332911-Q	6.5	0.0	0.0	0.0	0.0	3.0
Industrial butterfly valves (all metals, pressures, and types), incl. manual & power operated.....		332911-R	5.2	-	-	-	-	3.2
All other miscellaneous industrial valves.....		332911-X	2.2	0.0	0.0	-0.1	0.6	0.0
Gates, globes, angles and other industrial valves.....		332911-1	3.7	0.0	0.0	0.0	1.2	0.7
Secondary products and miscellaneous receipts.....		332911-SM						
Miscellaneous receipts.....		332911-M	4.9	0.0	0.0	0.2	0.0	0.0
Secondary products.....		332911-S	2.0	0.0	0.0	0.0	0.6	0.1
Fluid power valve and hose fitting mfg.....	332912		4.3	0.0	0.1	0.4	-3.6	0.2
Primary products.....		332912-P	4.3	0.0	0.1	0.3	-3.7	0.2
Nonaerospace type hydraulic and pneumatic assemblies of hose.....		332912-N	3.5	0.0	0.0	0.0	1.9	1.2
Nonaerospace type flared (metal) fittings, couplings and assemblies.....		332912-T	1.5	0.0	0.0	0.0	0.9	0.0
Nonaerospace type flareless fittings and couplings (incl. nonmetal fittings).....		332912-U	0.0	0.0	0.0	0.0	0.0	0.0
Aerospace type hydraulic fluid power valves.....		332912-1	2.5	0.0	0.0	1.9	0.0	0.0
Nonaerospace type hydraulic directional control valves.....		332912-5	3.2	0.0	0.6	0.4	1.5	0.0
Nonaerospace type hydraulic valves, except directional control.....		332912-7	4.1	0.0	0.0	0.0	0.0	1.9
Nonaerospace type pneumatic directional control valves.....		332912-9	1.3	0.0	0.0	0.6	0.0	0.0
Secondary products and miscellaneous receipts.....		332912-SM						
Plumbing fixture fitting and trim mfg.....	332913		2.7	0.0	0.0	0.0	2.2	0.0
Primary products.....		332913-P	2.6	0.0	0.0	0.0	2.1	0.0
Miscellaneous metal and nonmetal plumbing fixtures, fittings, and trim.....		332913-6	5.2	0.0	0.0	0.0	4.7	0.0
Metal and nonmetal lavatory and sink fittings, excluding single control.....		332913-7	0.4	0.0	0.0	0.0	0.3	0.0
Secondary products and miscellaneous receipts.....		332913-SM						
Other metal valve and pipe fitting mfg.....	332919		4.2	-0.3	-0.3	-0.3	0.7	0.0
Primary products.....		332919-P	4.3	-0.3	-0.4	-0.3	0.7	0.0
Metal fittings, flanges, and unions for pipe fittings.....		332919-4	4.8	-0.3	-0.4	-0.4	0.7	0.0
Secondary products and miscellaneous receipts.....		332919-SM						
Secondary products.....		332919-S	2.2	0.0	0.0	0.0	1.7	0.0
All other fabricated metal product mfg.....	33299		0.4	-0.2	-0.2	0.3	0.3	0.2

See footnotes at end of table.

Table 12. Producer price index percentage changes for the net output of selected industries and their products, not seasonally adjusted — Continued
 [February 2025]

Title ¹	Industry code	Product code	Unadjusted 12-month percent change ²	Unadjusted 1-month percent change ²				
				Feb. 2024 to Feb. 2025 ^P	Sept. to Oct.	Oct. to Nov. ^P	Nov. to Dec. ^P	Dec. to Jan. ^P
Ball and roller bearing mfg.	332991		2.9	-0.1	0.0	2.1	0.4	0.0
Primary products.		332991-P	2.8	-0.2	0.0	2.1	0.4	0.0
Ball bearings, complete, unmounted.		332991-1	2.7	0.0	0.0	1.0	0.6	0.0
Tapered roller bearings (including cups & cones), unmounted.		332991-3	—	0.0	0.0	3.0	0.0	—
Other roller bearings, unmounted.		332991-5	0.5	0.0	0.0	2.0	0.8	0.0
Mounted bearings (excluding plain).		332991-7	5.5	0.0	0.5	2.3	1.9	0.0
Parts and components for ball and roller bearings (including balls and rollers) sold separately.		332991-9	-0.5	-2.0	0.0	1.7	0.0	0.0
Secondary products and miscellaneous receipts.		332991-SM						
Secondary products.		332991-S	1.0	0.0	0.0	1.0	0.0	0.0
Small arms ammunition mfg.	332992		4.0	0.0	0.0	0.0	2.8	0.0
Primary products.		332992-P	4.4	0.0	0.0	0.0	3.0	0.0
Other ammunition products.		332992-08	—	0.0	0.0	0.0	2.2	—
Secondary products and miscellaneous receipts.		332992-SM						
Ammunition, except small arms, manufacturing.	332993		-3.1	0.0	-3.1	0.0	0.0	0.0
Primary products.		332993-P	-3.1	0.0	-3.1	0.0	0.0	0.0
Ammunition (excluding small arms), more than 30 mm (1.18 in.).		332993-0	-3.1	0.0	-3.1	0.0	0.0	0.0
Fabricated pipe and pipe fitting mfg.	332996		-4.3	0.1	0.2	-0.1	0.3	0.4
Primary products.		332996-P	-5.0	0.1	0.3	-0.1	0.4	0.5
Fabricated pipe and pipe fittings made from purchased pipe.		332996-0	-5.0	0.1	0.3	-0.1	0.4	0.5
Secondary products and miscellaneous receipts.		332996-SM						
Miscellaneous fabricated metal product mfg.	332999		1.4	-0.6	0.0	0.1	-0.3	0.4
Primary products.		332999-P	1.5	-0.8	0.0	0.2	-0.4	0.5
All other miscellaneous fabricated metal products.		332999-N	1.2	-0.8	0.0	0.0	-0.6	0.5
Secondary products and miscellaneous receipts.		332999-SM						
Secondary products.		332999-S	7.7	0.3	0.1	0.0	-4.2	0.0
Small arms, ordnance, and ordnance accessories mfg.	33299T		0.0	0.0	0.0	0.0	0.0	0.0
Primary products.		33299T-P	0.0	0.0	0.0	0.0	0.0	0.0
Single barrel shotguns, other small firearms n.e.c., and parts & attachments for small arms.		33299T-45	0.0	0.0	0.0	0.0	0.0	0.0
Secondary products and miscellaneous receipts.		33299T-SM						
Machinery manufacturing.	333		2.2	0.2	0.1	0.1	0.6	0.2
Agricultural, construction, and mining machinery mfg.	3331		0.7	0.1	0.2	0.0	0.0	0.0
Agricultural implement manufacturing.	33311		0.8	0.1	0.1	0.2	0.0	0.1
Farm machinery and equipment mfg.	333111		0.9	0.2	0.1	0.3	0.0	0.2
Primary products.		333111-P	0.8	0.2	0.1	0.2	0.0	0.2
Haying machinery and attachments.		333111-A	0.7	0.0	0.0	0.0	-1.4	0.0
Parts for farm machinery, for sale separately.		333111-C	-1.5	-0.3	-0.2	0.0	0.2	0.1
Farm plows, harrows, rollers, pulverizers, etc., and attachments.		333111-E	1.0	0.0	0.0	0.0	0.0	0.7
All other farm machinery and equipment, excluding parts, including attachments.		333111-G	0.3	0.0	-0.2	0.2	0.0	0.0
Commercial turf and grounds care equipment, including parts and attachments.		333111-J	1.9	0.0	1.3	0.0	-0.8	0.0
Farm dairy equipment, sprayers and dusters, farm blowers, and attachments.		333111-4	0.1	0.0	0.0	0.0	0.0	0.0
Planting, seeding, and fertilizing machinery and attachments.		333111-7	1.6	1.5	0.0	1.3	1.5	1.3
Harvesting machinery (except hay and straw) and attachments.		333111-9	1.7	0.0	0.0	0.0	0.0	0.0
Secondary products and miscellaneous receipts.		333111-SM						
Miscellaneous receipts.		333111-M	2.6	0.1	0.0	0.0	0.0	0.0
Secondary products.		333111-S	1.2	-0.1	-0.1	1.9	-1.2	-0.4
Lawn and garden equipment mfg.	333112		0.3	-0.1	0.1	0.0	0.1	0.0
Primary products.		333112-P	0.3	-0.1	0.1	0.0	0.2	0.0
Consumer nonriding lawn, garden, and snow equipment.		333112-1	0.9	0.0	0.3	0.0	0.1	0.0
Consumer riding lawn, garden, and snow equipment.		333112-3	-0.5	-0.2	0.0	0.0	0.0	0.0
Parts and attachments for consumer lawn, garden, and snow equipment.		333112-7	1.6	-0.2	-0.1	0.0	1.3	0.0
Secondary products and miscellaneous receipts.		333112-SM						
Secondary products.		333112-S	1.0	0.0	0.3	0.0	-0.6	0.0
Construction machinery manufacturing.	33312		0.2	0.0	0.2	-0.2	0.0	-0.3
Construction machinery mfg.	333120		0.2	0.0	0.2	-0.2	0.0	-0.3
Primary products.		333120-P	0.2	0.0	0.2	-0.2	0.0	-0.2
Power cranes, loaders, dozers, tractors, off-highway trucks, mixers, pavers, backhoes, etc.		333120-1	-0.8	0.0	0.0	-0.3	-0.1	-0.8
Power cranes, draglines, & shovels (excavators) (incl. surface mining equip.) (excluding parts).		333120-11	-1.5	0.0	0.0	0.0	0.3	-1.9
Mixers, pavers, and related equipment (excluding parts).		333120-12	0.1	0.0	0.0	0.0	0.3	0.0

See footnotes at end of table.

Table 12. Producer price index percentage changes for the net output of selected industries and their products, not seasonally adjusted — Continued
[February 2025]

Title ¹	Industry code	Product code	Unadjusted 12-month percent change ²	Unadjusted 1-month percent change ²				
				Feb. 2024 to Feb. 2025 ^P	Sept. to Oct.	Oct. to Nov. ^P	Nov. to Dec. ^P	Dec. to Jan. ^P
Construction machinery mfg - Continued								
Tractor shovel loaders (skid steer, wheel, crawler, and integral design backhoes).....		333120-14	1.5	0.0	0.1	0.1	0.4	0.0
Construction wheel and crawler tractors, dozers, self-propelled log skidders, etc.....		333120-15	-	0.0	0.0	-2.1	-2.5	-
Graders, rollers and compactors, forklifts, scrapers, trenchers, etc. (excluding parts).....		333120-16	-0.3	0.0	0.0	-0.3	0.0	0.0
Construction machinery for mounting (excluding parts, winches, snow clearing attachments).....		333120-17	-1.6	0.0	-0.8	0.0	0.2	0.0
Other construction machinery and equipment (excluding parts).....		333120-8	2.8	0.1	1.8	0.2	0.0	0.0
Parts for construction machinery and equipment, sold separately.....		333120-9	4.1	0.1	-0.1	0.1	0.9	3.5
Parts for cranes, draglines, and shovels (including surface mining equipment) (sold separately).....		333120-91	9.1	0.0	0.0	0.0	2.2	6.9
Parts for off-highway wheel tractors and shovel loaders (sold separately).....		333120-92	0.2	0.0	0.0	0.0	0.2	0.0
Parts for other construction machinery (sold separately).....		333120-93	0.2	0.2	-0.2	0.2	-0.1	0.9
Secondary products and miscellaneous receipts.....		333120-SM						
Miscellaneous receipts.....		333120-M	0.5	0.0	0.0	0.0	1.1	-0.4
Mining and oil and gas field machinery mfg.....	33313		1.2	0.1	0.1	-0.2	0.1	0.0
Mining machinery and equipment mfg.....	333131		2.2	0.0	0.4	-0.6	0.2	0.1
Primary products.....		333131-P	2.2	0.0	0.4	-0.6	0.2	0.1
Mining machinery and equipment (except parts sold separately).....		333131-2	2.5	0.0	0.5	0.0	-0.1	0.2
Underground mining machinery (except parts sold separately).....		333131-21	1.3	0.0	0.0	0.0	0.0	0.5
Crushing, pulverizing & screening machinery (except parts sold separately).....		333131-25	1.4	0.0	1.4	0.0	0.0	0.0
Drills and other mining machinery (except parts sold separately).....		333131-27	-	0.0	0.0	0.0	-0.7	-
Parts and attachments for mining machinery and equipment (sold separately).....		333131-9	1.5	0.0	0.1	-2.9	1.3	0.0
Secondary products and miscellaneous receipts.....		333131-SM						
Miscellaneous receipts.....		333131-M	2.0	0.0	0.0	0.0	0.8	0.4
Oil and gas field machinery and equipment mfg.....	333132		0.7	0.1	0.0	0.0	0.0	0.0
Primary products.....		333132-P	0.7	0.2	0.0	0.0	0.0	0.0
Oil and gas field production machinery and equipment (except pumps).....		333132-A	1.4	0.0	0.0	0.0	0.0	0.0
Oil and gas field production machinery and equipment (except pumps and parts sold separately).....		333132-A1	0.7	0.0	0.0	0.0	0.0	0.0
Rotary oil and gas field drilling machinery and equipment.....		333132-1	0.6	0.6	0.0	0.0	0.0	0.0
Secondary products and miscellaneous receipts.....		333132-SM						
Industrial machinery manufacturing.....	3332		2.7	0.0	0.0	0.0	0.6	0.0
Other industrial machinery manufacturing.....	33324		2.7	0.0	0.0	0.0	0.6	0.0
Food product machinery mfg.....	333241		1.5	0.0	0.0	0.0	1.0	0.0
Primary products.....		333241-P	1.2	0.1	0.0	0.0	0.7	0.0
Commercial food products machinery (except packaging and cooking equipment).....		333241-3	1.1	0.0	0.0	0.0	1.0	0.0
Industrial food products machinery for processing foods, beverages, & animal & fowl feed.....		333241-5	1.2	0.1	0.1	0.0	0.5	0.1
Other industrial food and feed machinery.....		333241-51	2.6	0.3	0.2	0.0	1.2	0.1
Machinery for sorting, grading, and cleaning fruits, vegetables, eggs, and for processing meat.....		333241-52	0.1	0.0	0.0	0.0	0.0	0.0
Parts and attachments for industrial food and feed products machinery.....		333241-53	1.8	0.0	0.1	0.0	0.3	0.5
Secondary products and miscellaneous receipts.....		333241-SM						
Miscellaneous receipts.....		333241-M	11.3	0.0	0.1	0.1	8.9	0.1
Secondary products.....		333241-S	0.6	-4.2	0.2	0.0	0.1	0.1
Semiconductor machinery mfg.....	333242		7.1	0.0	0.0	0.0	-0.6	-0.4
Primary products.....		333242-P	7.1	0.0	0.0	0.0	-0.6	-0.4
Semiconductor machinery and parts.....		333242-0	7.1	0.0	0.0	0.0	-0.6	-0.4
Secondary products and miscellaneous receipts.....		333242-SM						
Miscellaneous receipts.....		333242-M	2.4	0.0	0.0	0.0	0.0	0.0
Sawmill, woodworking and paper machinery mfg.....	333243		2.5	0.0	-0.2	0.0	1.2	0.6
Primary products.....		333243-P	2.2	0.0	-0.2	0.0	1.2	0.3
Sawmill and woodworking machinery.....		333243-A	3.2	0.0	0.1	0.0	2.3	0.0
Sawmill and woodworking machinery, excluding parts & attachments.....		333243-A3	3.6	0.0	0.2	0.0	2.6	0.0
Parts, attachments & accessories for sawmill & woodworking machinery.....		333243-A4	0.9	0.0	0.0	0.0	0.3	0.0
Paper industry machinery.....		333243-B	1.6	0.1	-0.4	0.1	0.5	0.5
Paper industry machinery, excluding parts & attachments.....		333243-B1	1.9	0.1	0.0	0.0	0.0	0.6
Parts and attachments for paper industry machinery.....		333243-B2	0.9	0.0	-1.2	0.2	1.7	0.3
Secondary and miscellaneous receipts.....		333243-SM						
Miscellaneous receipts.....		333243-M	-	0.0	0.0	0.0	0.1	-
All other industrial machinery mfg.....	333248		1.5	0.0	0.1	0.0	0.9	0.1

See footnotes at end of table.

Table 12. Producer price index percentage changes for the net output of selected industries and their products, not seasonally adjusted — Continued
 [February 2025]

Title ¹	Industry code	Product code	Unadjusted 12-month percent change ²	Unadjusted 1-month percent change ²				
				Feb. 2024 to Feb. 2025 ^P	Sept. to Oct.	Oct. to Nov. ^P	Nov. to Dec. ^P	Dec. to Jan. ^P
All other industrial machinery mfg - Continued								
Primary products.....		333248-P	1.5	0.0	0.1	0.0	0.9	0.1
Printing machinery and equipment mfg.		333248-4	1.7	0.2	0.5	-0.1	-0.7	1.1
All other miscellaneous printing trades machinery, including parts.		333248-4A	1.5	0.0	0.7	-0.1	-1.1	0.9
Other printing machinery and equipment, including pre-press preparation and typesetting.		333248-4A7	1.9	0.0	1.4	-0.3	-2.1	1.7
Parts, attachments, and accessories for printing trades machinery.		333248-4A8	1.1	0.0	0.0	0.0	0.0	0.0
Other industrial machinery.		333248-9	1.5	0.0	0.0	0.0	1.0	0.0
Plastics-working machinery and equipment and parts, excluding patterns and molds.		333248-91	1.6	0.0	0.0	0.0	1.6	0.0
Plastics-working machinery and equipment, excluding patterns, molds, and parts sold separately.		333248-919	1.7	0.0	0.0	0.0	1.7	0.0
Textile machinery (except parts, attachments, and accessories).		333248-95	0.0	0.0	0.0	0.0	0.0	0.0
Parts and attachments for textile machinery.		333248-97	0.0	0.0	0.0	0.0	0.0	0.0
All other industrial machinery.		333248-98	1.5	0.0	0.1	0.0	1.0	0.0
Secondary products and miscellaneous receipts.		333248-SM						
Commercial and service industry machinery manufacturing.	3333		1.0	0.5	0.3	0.0	0.1	0.1
Commercial and service industry machinery manufacturing.	33331		1.0	0.5	0.3	0.0	0.1	0.1
Commercial and service industry machinery mfg.	333310		1.0	0.5	0.3	0.0	0.1	0.1
Primary products.		333310-P	1.0	0.6	0.3	0.0	0.1	0.1
Optical instruments and lenses (incl. parts).		333310-4	5.0	1.1	2.1	-0.2	0.2	0.1
Sighting, tracking, and fire-control equipment, optical type.		333310-41	1.7	0.0	0.0	0.0	0.5	0.0
All other miscellaneous optical instruments and lenses (incl. binoculars and astronomical).		333310-43	6.2	1.4	2.8	-0.3	0.1	0.1
Commercial cooking and food warming equipment (incl. parts).		333310-5	0.0	1.8	-0.2	0.2	0.5	0.0
Other commercial and service industry machinery.		333310-9	0.4	0.0	0.0	0.0	-0.2	0.1
Commercial laundry and drycleaning machinery (incl. parts).		333310-93	0.2	0.0	0.0	0.0	0.2	0.0
Commercial and industrial floor and carpet cleaning machines, ex. vacuum cleaners.		333310-95	-0.6	0.0	0.0	0.0	-0.6	0.0
Electronic teaching machines, teaching aids, etc., (incl. kits).		333310-97	-	0.0	0.0	0.0	0.0	-
All other parts and attachments for service industry equipment.		333310-98	4.3	0.0	0.0	0.0	0.3	0.4
Other service industry equipment.		333310-99	0.8	0.0	0.0	0.0	0.1	0.1
Secondary products and miscellaneous receipts.		333310-SM						
Miscellaneous receipts.		333310-M	1.1	0.0	0.0	0.0	1.0	0.0
Secondary products.		333310-S	4.1	0.0	0.0	0.0	0.0	0.8
HVAC and commercial refrigeration equipment.	3334		1.5	-0.2	-0.3	-0.1	0.1	0.9
HVAC and commercial refrigeration equipment.	33341		1.5	-0.2	-0.3	-0.1	0.1	0.9
Fan, blower, air purification equipment mfg.	333413		0.6	0.0	-0.1	0.0	0.3	0.2
Primary products.		333413-P	1.0	0.0	-0.1	0.0	0.3	0.1
Air purification equipment.		333413-1	0.1	0.0	-0.2	0.0	0.5	-0.1
Dust collection and other air purification equipment for industrial gas cleaning systems.		333413-11	0.6	0.0	0.0	0.0	0.6	0.0
Dust collection and other air purification equipment for cleaning incoming air.		333413-13	-0.1	0.0	-0.3	0.0	0.4	-0.1
Air filters for air-conditioners and furnaces, etc. of 2400 CFM or less, except parts.		333413-131	0.4	0.0	0.0	0.0	0.4	0.0
Other dust collection and air purification equipment, except parts.		333413-132	1.3	0.0	0.0	0.0	1.2	0.0
Parts for dust collection and air purification equipment.		333413-133	-2.6	0.0	-1.4	0.0	-0.3	-0.4
Industrial and commercial fans and blowers.		333413-2	2.1	0.0	0.0	0.0	0.0	0.4
Centrifugal blower filter units, and classes I-IV centrifugal fans, except parts.		333413-22	1.2	0.0	0.0	0.0	0.0	0.8
Other centrifugal fans and blowers, except parts.		333413-23	2.4	0.0	0.0	0.0	0.0	0.4
Parts and accessories for fans and blowers.		333413-29	3.2	0.0	0.0	0.0	0.0	0.2
Secondary products and miscellaneous receipts.		333413-SM						
Secondary products.		333413-S	-6.7	0.0	0.5	0.0	0.9	0.0
Heating equipment (except warm air furnaces) mfg.	333414		2.9	0.2	0.0	0.0	0.5	0.2
Primary products.		333414-P	2.9	0.2	0.0	0.0	0.5	0.2
Other heating equipment, except electric (incl. parts for nonelectric equipment & oil burners).		333414-D	3.5	0.5	0.0	0.1	1.0	0.3
Cast iron heating boilers, radiators, and convectors (except parts).		333414-1	7.4	0.0	0.0	0.1	0.3	0.1
Domestic heating stoves (except electric and parts).		333414-3	0.0	0.0	0.0	0.0	0.0	0.0
Floor and wall furnaces, unit heaters, infrared heaters, and mechanical stokers.		333414-7	0.0	-0.3	0.0	0.0	0.0	0.1
Secondary products and miscellaneous receipts.		333414-SM						
Miscellaneous receipts.		333414-M	-	0.0	0.0	0.0	0.1	0.0
Secondary products.		333414-S	4.4	0.0	0.9	0.0	0.1	0.2
Air-conditioning, refrigeration, and forced air heating equipment mfg.	333415		1.5	-0.2	-0.4	-0.1	0.1	1.1
Primary products.		333415-P	1.4	-0.3	-0.4	-0.1	0.1	1.1

See footnotes at end of table.

Table 12. Producer price index percentage changes for the net output of selected industries and their products, not seasonally adjusted — Continued
 [February 2025]

Title ¹	Industry code	Product code	Unadjusted 12-month percent change ²	Unadjusted 1-month percent change ²				
			Feb. 2024 to Feb. 2025 ^P	Sept. to Oct.	Oct. to Nov. ^P	Nov. to Dec. ^P	Dec. to Jan. ^P	Jan. to Feb. ^P
Air-conditioning, refrigeration, and forced air heating equipment mfg - Continued								
Warm air furnaces, including duct furnaces and humidifiers, and electric comfort heating.....		333415-C	-1.0	-1.0	-0.1	-0.5	1.0	-1.9
Parts and accessories for air conditioning and heat transfer equipment.....		333415-D	-0.3	-1.1	0.0	0.0	0.2	0.2
Unitary air-conditioners, except air source heat pumps.....		333415-E	2.1	-0.4	-1.3	-0.5	-1.0	4.4
Heat pumps.....		333415-H	2.1	-0.1	0.2	0.0	0.5	0.0
Heat transfer equipment (except elec dehumidifiers), mechanically refrigerated, self-contained.....		333415-2	-0.4	0.1	-0.4	-0.5	0.3	0.2
Commercial refrigerators and related equipment.....		333415-3	2.6	0.0	0.0	0.6	0.7	0.0
Refrigeration condensing units, all refrigerants, except ammonia (complete).....		333415-5	0.4	0.0	0.0	0.0	0.4	0.0
All other miscellaneous refrigeration and air-conditioning equipment.....		333415-9	3.1	0.0	0.4	0.0	0.0	0.0
Secondary products and miscellaneous receipts.....		333415-SM						
Miscellaneous receipts.....		333415-M	-	0.0	0.0	0.1	0.2	-
Secondary products.....		333415-S	-	0.0	2.2	0.0	0.1	0.0
Metalworking machinery manufacturing.....	3335		3.2	0.7	0.1	0.1	0.9	0.1
Metalworking machinery manufacturing.....	33351		3.2	0.7	0.1	0.1	0.9	0.1
Industrial mold mfg.....	333511		2.7	1.8	0.0	0.4	0.1	0.0
Primary products.....		333511-P	2.6	2.0	0.0	0.4	0.0	0.0
Industrial molds and mold boxes.....		333511-0	2.6	2.0	0.0	0.4	0.0	0.0
Other industrial molds and mold boxes.....		333511-06	3.8	2.9	0.0	0.6	0.0	0.0
Secondary products and miscellaneous receipts.....		333511-SM						
Special tool, die, jig, and fixture mfg.....	333514		3.4	1.0	0.7	0.0	0.0	0.0
Primary products.....		333514-P	2.2	1.1	-0.2	0.0	0.0	0.0
Special dies, tools, jigs, and fixtures.....		333514-0	2.2	1.1	-0.2	0.0	0.0	0.0
Jigs and fixtures, including parts.....		333514-0A	3.9	3.3	0.2	0.0	0.0	0.0
Metalworking die and die sets.....		333514-0B	1.8	0.0	0.0	0.0	0.0	0.0
Standard punches, industrial prototypes, die parts & other special tooling for dies.....		333514-0C	1.0	0.0	-0.7	0.0	0.0	0.0
Secondary products and miscellaneous receipts.....		333514-SM						
Miscellaneous receipts.....		333514-M	-	0.0	0.0	-	-	-
Secondary products.....		333514-S	-	0.7	-	-	-	-
Cutting tool and machine tool accessory mfg.....	333515		3.7	0.2	0.1	0.0	0.4	0.0
Primary products.....		333515-P	3.7	0.2	0.1	0.0	0.4	0.0
Cutting tools for machine tools and metalworking machinery.....		333515-4	4.1	0.2	0.1	0.0	0.2	0.0
Other cutting tools for machine tools, excluding tips and blanks.....		333515-41	5.2	0.0	0.0	0.0	0.1	0.0
End mills and milling cutters.....		333515-44	1.7	0.2	0.0	0.3	0.8	0.1
Threading tools, including blanks, tips and inserts.....		333515-45	2.1	0.0	1.5	0.0	0.5	0.0
Carbon and high-speed steel shank, solid, tipped carbide twist drills for machine tools.....		333515-48	1.9	1.4	0.0	0.0	0.5	0.0
Taps, carbide indexable, and throwaway inserts for machine tools.....		333515-49	2.0	1.2	0.0	0.0	0.3	0.0
Other attachments and accessories for machine tools and metalworking machinery.....		333515-5	1.6	0.0	0.0	0.0	1.5	0.0
Secondary products and miscellaneous receipts.....		333515-SM						
Secondary products.....		333515-S	7.4	0.1	0.0	0.0	1.6	0.0
Machine tool mfg.....	333517		2.3	0.2	-0.1	0.2	1.5	0.1
Primary products.....		333517-P	2.5	0.2	0.0	0.2	1.5	0.1
Metal cutting machine tools.....		333517-2	2.5	0.1	0.0	0.3	1.9	0.0
Parts for metal cutting machine tools (sold separately) & rebuilt machine tools.....		333517-26	3.6	0.0	0.0	2.3	0.0	0.0
Metal machining centers (multifunction numerically controlled machines).....		333517-27	4.5	0.0	0.0	0.0	4.5	0.0
Other metal cutting machine tools.....		333517-2B	0.7	0.0	0.0	0.0	0.7	0.0
Metal forming machine tools.....		333517-3	2.4	0.6	0.0	0.0	0.0	0.7
Metal punching and shearing (power & manual), and bending and forming machines (power only).....		333517-31	0.0	0.0	0.0	0.0	0.0	0.0
Parts for metal forming machine tools (sold separately) and rebuilt metal forming machine tools.....		333517-37	4.8	0.0	0.0	0.0	0.0	1.0
Secondary products and miscellaneous receipts.....		333517-SM						
Miscellaneous receipts.....		333517-M	3.8	0.0	0.0	0.0	2.6	0.1
Secondary products.....		333517-S	-2.1	0.0	-1.4	0.0	0.1	0.0
Rolling mill and other metalworking machinery mfg.....	333519		4.6	0.0	-0.4	0.0	3.5	0.9
Primary products.....		333519-P	4.3	0.0	-0.4	0.0	3.9	0.4
Rolling mill and other metalworking machinery, including assembly machines.....		333519-0	4.3	0.0	-0.4	0.0	3.9	0.4
Secondary products and miscellaneous receipts.....		333519-SM						
Miscellaneous receipts.....		333519-M	8.5	0.0	0.0	0.0	0.0	7.2
Turbine and power transmission equipment mfg.....	3336		3.7	0.2	0.2	0.2	1.7	0.1

See footnotes at end of table.

Table 12. Producer price index percentage changes for the net output of selected industries and their products, not seasonally adjusted — Continued
 [February 2025]

Title ¹	Industry code	Product code	Unadjusted 12-month percent change ²	Unadjusted 1-month percent change ²				
				Feb. 2024 to Feb. 2025 ^P	Sept. to Oct.	Oct. to Nov. ^P	Nov. to Dec. ^P	Dec. to Jan. ^P
Turbine and power transmission equipment mfg.	33361		3.7	0.2	0.2	0.2	1.7	0.1
Turbine and turbine generator set units mfg.	333611		4.6	0.3	0.6	0.5	1.1	0.3
Primary products.		333611-P	4.2	0.3	0.5	0.5	1.0	0.3
Turbines and turbine generator sets.		333611-0	4.2	0.3	0.5	0.5	1.0	0.3
Steam, gas, and other turbines and turbine generators.		333611-05	5.4	0.3	1.0	0.9	0.2	0.2
Parts & accessories for turbines, turbine generators, and turbine generator sets.		333611-07	—	0.0	0.0	0.0	—	—
Speed changer, drive, and gear mfg.	333612		3.7	0.0	0.3	0.3	0.1	0.0
Primary products.		333612-P	3.5	0.0	0.3	0.4	0.1	0.0
Speed changers, industrial high speed drives, and parts other than loose gearing.		333612-7	4.9	0.0	0.6	0.7	0.1	0.0
Secondary products and miscellaneous receipts.		333612-SM	—	0.0	0.0	0.0	—	—
Secondary products.		333612-S	—	0.0	0.0	0.0	—	—
Mechanical power transmission equipment mfg.	333613		4.3	0.1	0.4	0.0	1.5	0.1
Primary products.		333613-P	4.2	0.1	0.4	0.0	1.3	0.1
Mechanical power transmission equipment, except speed changers, drives, & gears.		333613-3	4.7	0.2	0.5	0.0	1.2	0.2
Secondary products and miscellaneous receipts.		333613-SM	—	—	—	—	—	—
Other engine equipment mfg.	333618		3.1	0.3	0.0	0.0	2.3	0.0
Primary products.		333618-P	3.1	0.3	0.0	0.0	2.2	0.0
Parts & accessories for internal combustion engines, ex. aircraft & gasoline automotive engines.		333618-F	3.1	0.4	0.0	0.0	1.1	0.0
Diesel, semidiesel, and dual-fuel engines (except automotive).		333618-3	—	0.0	0.0	0.0	4.6	—
Diesel, semidiesel, and dual-fuel engines for automobiles, trucks, and buses.		333618-5	2.7	0.5	0.0	0.0	1.9	0.1
Secondary products and miscellaneous receipts.		333618-SM	—	—	—	—	—	—
Other general purpose machinery manufacturing.	3339		3.1	0.2	0.1	0.2	0.8	0.0
Pump and compressor manufacturing.	33391		3.8	0.1	0.3	0.4	1.4	-0.6
Air and gas compressor mfg.	333912		4.9	0.2	0.8	1.0	0.8	0.0
Primary products.		333912-P	5.0	0.4	0.8	1.1	0.7	0.0
Air and gas compressors and vacuum pumps.		333912-1	4.2	0.0	0.5	1.2	0.8	0.0
Parts & attachments for air & gas compressors, ex. refrigeration, ice making, & a/c.		333912-6	4.9	2.9	0.7	1.4	0.6	0.0
Secondary products and miscellaneous receipts.		333912-SM	—	—	—	—	—	—
Miscellaneous receipts.		333912-M	1.4	0.0	1.4	0.0	1.0	-1.0
Measuring, dispensing, and other pumping equipment mfg.	333914		3.2	0.0	0.0	0.0	1.8	-0.9
Primary products.		333914-P	4.1	0.0	0.0	0.0	1.9	-0.2
Pumps and pumping equipment, excluding measuring and dispensing pumps.		333914-1	4.2	0.0	0.0	0.0	1.9	-0.2
Pumps and pumping equipment, complete, excluding measuring and dispensing pumps.		333914-11	4.7	0.0	0.0	0.0	1.9	0.0
Domestic water systems.		333914-111	—	0.0	0.0	0.0	2.1	—
Oil-well and oil-field pumps, except boiler feed.		333914-113	1.1	0.0	0.0	0.0	1.1	0.0
Industrial pumps, excluding hydraulic fluid power pumps, automatic circulating pumps, etc.		333914-114	5.8	0.0	0.0	0.0	2.4	0.0
Other pumps, except automotive circulating pumps, and measuring and dispensing pumps.		333914-115	1.9	0.0	0.0	0.0	0.3	0.0
Parts and attachments for pumps and pumping equipment, excluding measuring and dispensing.		333914-15	1.1	0.0	0.0	0.0	1.7	-1.5
Secondary products and miscellaneous receipts.		333914-SM	—	—	—	—	—	—
Miscellaneous receipts.		333914-M	—	0.0	0.0	0.0	—	—
Secondary products.		333914-S	-11.3	0.0	0.0	0.0	0.7	-12.4
Material handling equipment manufacturing.	33392		3.0	0.3	0.1	0.2	0.7	0.1
Elevator and moving stairway mfg.	333921		1.5	0.0	0.0	0.0	0.4	0.1
Primary products.		333921-P	1.7	0.0	0.0	0.0	0.4	0.1
Elevators and moving stairways.		333921-1	2.1	0.0	0.0	0.0	0.5	0.0
Parts and attachments for elevators and moving stairways (sold separately).		333921-3	-0.6	-0.2	0.0	0.0	-0.2	0.9
Secondary products and miscellaneous receipts.		333921-SM	—	—	—	—	—	—
Conveyor and conveying equipment mfg.	333922		6.8	0.4	0.0	0.0	1.7	0.1
Primary products.		333922-P	6.5	0.4	0.0	0.0	1.7	0.1
Unit handling conveyors and conveying systems.		333922-1	8.3	0.0	0.0	0.0	0.2	0.2
Unit handling gravity and trolley conveyors and conveying systems.		333922-12	12.1	0.0	0.0	0.1	0.4	0.0
Unit handling tow, belt, roller, pneumatic, portable, carousel, and other nonbelt conveyors.		333922-14	2.4	0.0	0.0	0.0	0.0	0.4
Parts and accessories for unit handling conveyors and conveying systems, sold separately.		333922-7	2.6	0.4	0.0	-0.1	0.2	0.0
Bulk material handling conveyors and conveying systems.		333922-8	5.6	1.0	0.0	0.0	3.1	0.2

See footnotes at end of table.

Table 12. Producer price index percentage changes for the net output of selected industries and their products, not seasonally adjusted — Continued
 [February 2025]

Title ¹	Industry code	Product code	Unadjusted 12-month percent change ²	Unadjusted 1-month percent change ²				
				Feb. 2024 to Feb. 2025 ^P	Sept. to Oct.	Oct. to Nov. ^P	Nov. to Dec. ^P	Dec. to Jan. ^P
Conveyor and conveying equipment mfg - Continued								
Parts and accessories for bulk material handling conveyors and conveying systems.....		333922-9	3.8	0.0	0.0	0.0	4.1	0.0
Secondary products and miscellaneous receipts.....		333922-SM						
Miscellaneous receipts.....		333922-M	25.1	3.3	0.0	0.4	2.6	0.0
Secondary products.....		333922-S	14.0	0.0	0.0	0.0	2.9	0.0
Overhead cranes, hoists and monorail systems mfg.....	333923		1.1	0.2	0.0	0.6	0.0	0.1
Primary products.....		333923-P	1.0	0.1	0.0	0.6	0.0	0.1
Hoists and parts and attachments for hoists (sold separately).....		333923-1	1.7	0.0	0.2	0.0	0.0	-0.7
Overhead traveling cranes and monorail systems, including parts and attachments sold separately.....		333923-3	3.1	-0.1	0.0	1.8	0.0	0.4
Winches, aerial work platforms, and automotive wrecker hoists, including parts and attachments.....		333923-7	0.2	0.2	0.0	0.5	0.0	0.2
Secondary products and miscellaneous receipts.....		333923-SM						
Secondary products.....		333923-S	-0.8	0.4	0.0	0.0	0.0	0.0
Industrial truck, trailer, and stacker mfg.....	333924		1.0	0.3	0.3	0.0	0.4	0.0
Primary products.....		333924-P	1.0	0.3	0.3	0.0	0.4	0.0
Industrial trucks, tractors, mobile straddle carriers & cranes, & automatic stacking machines.....		333924-2	1.2	0.3	0.4	0.0	0.5	0.0
Work trucks with lifting & handling equipment, operator riding, electric, self-propelled.....		333924-21	2.1	0.3	0.3	0.0	1.7	0.1
Work trucks, not fitted with lifting and handling equipment.....		333924-25	0.7	0.4	0.0	0.0	0.3	0.0
Bulk powered material moving equipment, dock boards and metal pallets and skids.....		333924-26	0.1	0.0	0.0	0.0	0.0	0.0
Other work trucks with lifting & handling equipment, non-riding electric or any non-electric.....		333924-27	2.8	0.1	2.4	0.1	0.4	0.0
Parts and attachments for industrial trucks and tractors (sold separately).....		333924-3	0.5	0.3	0.0	0.0	0.0	0.2
Secondary products and miscellaneous receipts.....		333924-SM						
Secondary products.....		333924-S	-	0.1	0.1	0.0	0.1	-
All other general purpose machinery mfg.....	33399		2.7	0.1	0.1	0.1	0.5	0.4
Power-driven handtool mfg.....	333991		3.6	0.0	0.0	0.0	0.2	0.0
Primary products.....		333991-P	3.6	0.0	0.0	0.0	0.2	0.0
Power-driven handtools, pneumatic, hydraulic, and powder-actuated.....		333991-6	4.4	0.0	0.0	0.0	0.3	0.0
Power-driven handtools, electric (except battery powered), including parts.....		333991-9	2.4	0.0	0.0	0.0	0.0	0.0
Secondary products and miscellaneous receipts.....		333991-SM						
Welding and soldering equipment mfg.....	333992		2.6	0.0	0.1	0.1	0.3	0.0
Primary products.....		333992-P	2.6	0.0	0.1	0.1	0.3	0.0
Other welding equipment, components, and accessories (excluding arc, resistance, and gas).....		333992-A	3.2	-0.1	0.0	1.5	0.6	0.0
Arc welding machines, components, and accessories, excluding electrodes and stud welding equip.....		333992-1	2.6	0.0	0.1	0.0	0.0	0.0
Resistance welders, components, accessories, and electrodes.....		333992-7	4.7	0.0	0.0	0.0	1.4	0.0
Gas welding and cutting equipment, parts, attachments, and accessories.....		333992-9	1.2	0.0	0.0	0.0	1.6	0.0
Secondary products and miscellaneous receipts.....		333992-SM						
Miscellaneous receipts.....		333992-M	-0.4	0.0	0.0	0.0	0.4	0.0
Packaging machinery mfg.....	333993		3.2	0.0	-0.1	0.0	0.0	0.6
Primary products.....		333993-P	3.0	0.0	-0.1	0.0	0.0	0.6
Packing, packaging, and bottling machinery, excluding parts.....		333993-1	2.6	0.0	-0.1	0.0	0.0	0.6
Parts for packing, packaging, and bottling machinery.....		333993-5	4.1	0.0	0.0	0.0	0.0	0.5
Secondary products and miscellaneous receipts.....		333993-SM						
Industrial process furnace and oven mfg.....	333994		4.4	0.0	0.0	1.4	0.2	0.0
Primary products.....		333994-P	4.9	0.0	0.0	1.4	0.2	0.0
Industrial process furnaces & ovens, & industrial electrical heating equipment.....		333994-0	4.9	0.0	0.0	1.4	0.2	0.0
Industrial process furnaces & ovens, & industrial electrical heating equipment, except parts.....		333994-0A	3.6	0.0	0.0	1.4	0.2	0.0
Parts and attachments for industrial process furnaces and ovens.....		333994-0B	8.5	0.0	0.0	1.6	0.0	0.0
Secondary products and miscellaneous receipts.....		333994-SM						
Miscellaneous receipts.....		333994-M	4.0	0.0	0.0	1.3	0.5	0.0
Fluid power cylinder and actuator mfg.....	333995		2.2	-0.1	0.0	0.1	-0.1	0.9
Primary products.....		333995-P	2.9	-0.2	0.0	0.1	0.1	1.1
Nonaerospace-type hydraulic & all aerospace fluid power cylinders & actuators, linear & rotary.....		333995-2	0.7	0.0	0.0	0.2	0.0	0.5
Parts for hydraulic & pneumatic fluid power cylinders & actuators, incl accumulators & cushions.....		333995-8	9.2	-0.6	0.0	0.0	0.4	2.7
Secondary products and miscellaneous receipts.....		333995-SM						

See footnotes at end of table.

Table 12. Producer price index percentage changes for the net output of selected industries and their products, not seasonally adjusted — Continued
[February 2025]

Title ¹	Industry code	Product code	Unadjusted 12-month percent change ²	Unadjusted 1-month percent change ²				
				Feb. 2024 to Feb. 2025 ^P	Sept. to Oct.	Oct. to Nov. ^P	Nov. to Dec. ^P	Dec. to Jan. ^P
Fluid power pump and motor mfg.	333996		1.5	0.0	0.1	0.0	0.0	0.4
Primary products.		333996-P	1.6	0.0	0.1	0.0	0.0	0.3
Fluid power pumps and motors, including parts.		333996-0	1.6	0.0	0.1	0.0	0.0	0.3
Secondary products and miscellaneous receipts.		333996-SM						
Secondary products.		333996-S2	—	0.0	0.0	0.0	0.0	1.7
All other miscellaneous general purpose machinery mfg.	333998		2.6	0.3	0.2	0.0	1.1	0.5
Primary products.		333998-P	2.6	0.3	0.2	0.0	1.2	0.5
Scale and balance mfg.		333998-7	2.9	0.1	0.1	0.5	1.9	0.0
Retail, commercial, household, and mailing scales and balances.		333998-74	6.5	0.0	0.0	0.2	5.0	0.0
Parts, attachments, and accessories for scales and balances.		333998-76	4.1	0.2	0.2	1.2	1.9	0.0
Vehicle and industrial scales.		333998-77	2.4	0.1	0.1	0.3	1.8	0.0
Motor truck and railroad track scales.		333998-771	1.4	0.0	0.0	0.1	1.3	0.0
Industrial scales (including automatic checkweigher and bulkweighter scales).		333998-772	3.5	0.4	0.4	1.2	1.1	0.0
Miscellaneous non-vehicle scales (crane, susp, tank, hopper, meas. devices, lab, bulk conveyor).		333998-773	—	0.0	0.0	0.0	3.7	0.0
All other miscellaneous general purpose machinery mfg.		333998-9	2.6	0.3	0.2	0.0	1.1	0.6
Filters and strainers, except fluid power.		333998-91	2.7	1.4	-0.1	-0.3	1.2	0.0
Industrial filters and strainers and reusable media, except fluid power.		333998-911	2.6	1.8	-0.1	-0.4	1.3	0.0
Nonreusable media for filters and strainers, except fluid power.		333998-912	2.5	0.0	0.0	0.0	1.2	0.0
Parts and accessories for filters and strainers, except fluid power.		333998-913	—	0.0	0.0	0.0	0.4	—
All other miscellaneous general industrial machinery.		333998-97	3.1	0.1	0.3	0.1	1.3	0.8
Secondary products and miscellaneous receipts.		333998-SM						
Miscellaneous receipts.		333998-M	2.0	0.0	0.0	0.0	0.6	0.0
Secondary products.		333998-S	2.8	0.0	0.0	0.1	1.3	0.8
Computer & electronic product mfg.	334		2.9	0.3	0.4	0.5	0.8	0.1
Computer & peripheral equipment mfg.	3341		0.4	0.0	0.2	0.0	-0.1	0.0
Computer & peripheral equipment mfg.	33411		0.4	0.0	0.2	0.0	-0.1	0.0
Electronic computer mfg.	334111		0.6	0.1	-0.4	0.0	-0.9	0.0
Primary products.		334111-P	0.7	0.1	-0.5	0.0	-1.0	0.0
Host computers, multiusers (mainframes, medium-scale systems, UNIX and PC servers).		334111-5	0.7	0.0	-0.6	0.0	-1.1	0.0
Single user computers, microprocessor based, general purpose.		334111-7	0.4	0.4	0.0	0.1	0.0	0.0
Portable computers, laptops, tablets and other single user computers.		334111-72	-1.2	0.0	0.0	0.4	0.0	0.0
Personal computers and workstations (excluding portable computers).		334111-73	1.1	0.5	0.0	-0.1	0.0	0.0
Secondary products and miscellaneous receipts.		334111-SM						
Computer storage device mfg.	334112		-0.9	0.0	1.5	0.0	1.0	0.0
Primary products.		334112-P	-0.9	0.0	1.5	0.0	1.0	0.0
Computer storage devices (except parts, attachments and accessories).		334112-1	-0.9	0.0	1.5	0.0	1.0	0.0
Secondary products and miscellaneous receipts.		334112-SM						
Computer terminal and other computer peripheral equipment mfg.	334118		1.1	0.0	0.0	0.0	0.0	0.0
Primary products.		334118-P	1.0	0.0	0.0	0.0	0.0	0.0
Computer terminals (including POS and funds-transfer devices) and other computer peripherals.		334118-D	2.0	0.0	0.0	0.0	0.0	0.0
Secondary products and miscellaneous receipts.		334118-SM						
Miscellaneous receipts.		334118-M	—	0.0	0.0	0.0	0.0	0.0
Secondary products.		334118-S	1.3	-2.4	0.2	-0.4	0.8	0.0
Communications equipment mfg.	3342		3.8	0.3	0.0	0.0	0.4	0.1
Telephone apparatus mfg.	33421		0.5	0.0	0.0	0.0	0.0	0.8
Telephone apparatus mfg.	334210		0.5	0.0	0.0	0.0	0.0	0.8
Primary products.		334210-P	0.4	0.0	0.0	0.0	0.0	0.7
Telephone and wireline data networking equipment.		334210-0	0.4	0.0	0.0	0.0	0.0	0.7
Secondary products and miscellaneous receipts.		334210-SM						
Radio/TV broadcast & wireless comm equip mfg.	33422		4.7	0.6	0.0	0.1	0.6	0.0
Broadcast and wireless communications equipment mfg.	334220		4.7	0.6	0.0	0.1	0.6	0.0
Primary products.		334220-P	4.7	0.5	0.0	0.0	0.5	0.0
Radio station equipment.		334220-5	14.3	0.0	0.0	0.0	0.1	0.0
Other broadcast and wireless communications systems and equipment.		334220-9	3.9	0.5	0.0	0.0	0.0	0.0
Secondary products and miscellaneous receipts.		334220-SM						
Other communications equipment mfg.	33429		3.0	-0.9	0.0	0.0	0.0	0.3
Other communications equipment mfg.	334290		3.0	-0.9	0.0	0.0	0.0	0.3
Primary products.		334290-P	3.8	-0.4	0.0	0.0	0.0	0.3

See footnotes at end of table.

Table 12. Producer price index percentage changes for the net output of selected industries and their products, not seasonally adjusted — Continued
 [February 2025]

Title ¹	Industry code	Product code	Unadjusted 12-month percent change ²	Unadjusted 1-month percent change ²				
				Feb. 2024 to Feb. 2025 ^P	Sept. to Oct.	Oct. to Nov. ^P	Nov. to Dec. ^P	Dec. to Jan. ^P
Other communications equipment mfg - Continued								
Alarm systems, including electric sirens and horns.....		334290-1	-	-0.6	0.0	0.0	0.0	-
Intercommunications systems, incl inductive paging systems, excl telephone & telegraph.....		334290-3	9.1	0.0	0.0	0.0	0.0	0.0
Secondary products and miscellaneous receipts.....		334290-SM						
Secondary products.....		334290-S	-	6.0	0.0	0.0	-	-
Audio & video equipment mfg.....	3343		2.1	0.0	0.0	0.0	0.0	0.0
Audio and video equipment mfg.....	33431		2.1	0.0	0.0	0.0	0.0	0.0
Audio and video equipment mfg.....	334310		2.1	0.0	0.0	0.0	0.0	0.0
Primary products.....		334310-P	1.7	0.0	0.0	0.0	0.0	0.0
Speakers and commercial sound equipment.....		334310-4	3.2	0.0	0.0	0.0	0.1	0.0
Other consumer audio and video equipment.....		334310-5	0.0	0.0	0.0	0.0	0.0	0.0
Secondary products and miscellaneous receipts.....		334310-SM						
Miscellaneous receipts.....		334310-M	14.2	0.0	0.0	0.0	0.2	0.0
Semiconductor and other electronic component mfg.....	3344		0.5	0.8	1.6	0.1	-0.6	-0.4
Semiconductor and other electronic component mfg.....	33441		0.5	0.8	1.6	0.1	-0.6	-0.4
Bare printed circuit board mfg.....	334412		3.2	0.0	0.1	0.0	0.0	0.0
Primary products.....		334412-P	3.2	0.0	0.0	0.0	0.0	0.0
Bare printed circuit boards.....		334412-0	3.2	0.0	0.0	0.0	0.0	0.0
Secondary products and miscellaneous receipts.....		334412-SM2						
Semiconductor and related device mfg.....	334413		-3.4	0.8	0.0	0.0	-0.4	0.0
Primary products.....		334413-P	-3.3	0.7	0.0	0.0	-0.4	0.0
Other semiconductor devices, incl. transistors, diodes, and semiconductor parts such as wafers.....		334413-A	-0.2	-0.6	0.0	0.0	0.2	0.1
Secondary products and miscellaneous receipts.....		334413-SM						
Electronic connector mfg.....	334417		5.9	1.6	0.4	0.0	0.2	0.1
Primary products.....		334417-P	5.5	1.7	0.4	0.0	0.3	0.0
Electronic connectors, including parts.....		334417-0	5.5	1.7	0.4	0.0	0.3	0.0
Secondary products and miscellaneous receipts.....		334417-SM						
Secondary products.....		334417-S1	10.4	-0.2	0.0	0.0	0.2	1.1
Printed circuit assembly mfg.....	334418		5.6	2.0	8.5	0.3	-3.3	-3.4
Primary products.....		334418-P	6.1	2.2	9.1	0.3	-3.5	-3.6
Printed circuit assemblies, loaded boards, modules, and consumer external modems.....		334418-9	6.1	2.2	9.1	0.3	-3.5	-3.6
Secondary products and miscellaneous receipts.....		334418-SM						
Other electronic component mfg.....	334419		3.1	0.0	1.1	0.2	0.5	0.4
Primary products.....		334419-P	2.6	0.0	0.1	0.2	0.6	0.4
Other electronic components.....		334419-0	2.6	0.0	0.1	0.2	0.6	0.4
Secondary products and miscellaneous receipts.....		334419-SM						
Secondary products.....		334419-S	4.5	0.0	-0.1	0.0	0.0	0.1
Capacitor, resistor, coil, transformer, and other inductor mfg.....	33441K		2.1	0.0	1.0	0.0	0.5	0.0
Primary products.....		33441K-P	2.0	0.0	1.1	0.0	0.5	0.0
Capacitors for electronic circuitry.....		33441K-4	1.9	-0.4	1.8	-0.1	0.5	0.1
Electronic coils, transformers, and other inductors.....		33441K-6	2.7	0.4	0.7	0.0	0.7	0.0
Secondary products and miscellaneous receipts.....		33441K-SM						
Nav/measuring/medical/control instruments mfg.....	3345		4.2	0.2	0.1	0.8	1.7	0.3
Nav/measuring/medical/control instruments mfg.....	33451		4.2	0.2	0.1	0.8	1.7	0.3
Electromedical apparatus mfg.....	334510		2.1	0.2	0.0	0.0	0.6	0.2
Primary products.....		334510-P	1.0	0.1	0.0	0.0	0.5	0.1
Electromedical equipment, excluding ionizing radiation equipment.....		334510-2	1.1	0.1	0.0	0.0	0.5	0.1
Secondary products and miscellaneous receipts.....		334510-SM						
Miscellaneous receipts.....		334510-M	4.4	0.0	0.0	0.0	4.4	0.0
Search, detection, and navigation instruments.....	334511		6.9	0.4	0.0	2.0	3.3	0.1
Primary products.....		334511-P	6.6	0.1	0.0	2.1	3.2	0.1
Aeronautical, nautical & navigational instruments, not sending or receiving radio signals.....		334511-1	13.3	0.7	0.0	9.8	0.0	0.0
Search, detection, navigation, and guidance systems and equipment.....		334511-3	4.8	0.0	0.0	0.0	4.2	0.2
Secondary products and miscellaneous receipts.....		334511-SM						
Automatic environmental control mfg.....	334512		2.4	0.2	0.0	0.2	0.0	0.0
Primary products.....		334512-P	2.7	0.3	0.0	0.3	0.0	0.0

See footnotes at end of table.

Table 12. Producer price index percentage changes for the net output of selected industries and their products, not seasonally adjusted — Continued
 [February 2025]

Title ¹	Industry code	Product code	Unadjusted 12-month percent change ²	Unadjusted 1-month percent change ²				
				Feb. 2024 to Feb. 2025 ^P	Sept. to Oct.	Oct. to Nov. ^P	Nov. to Dec. ^P	Dec. to Jan. ^P
Automatic environmental control mfg - Continued								
Automatic environmental controls for monitoring residential, commercial, and appliance use.....		334512-0	2.7	0.3	0.0	0.3	0.0	0.0
Secondary products and miscellaneous receipts.....		334512-SM						
Miscellaneous receipts.....		334512-M	—	0.0	0.0	0.0	—	—
Industrial process variable instruments.....	334513		5.3	-0.2	1.1	0.3	1.1	0.3
Primary products.....		334513-P	5.1	0.4	1.2	0.3	1.1	0.2
Process control instruments.....		334513-0	5.1	0.4	1.2	0.3	1.1	0.2
Secondary products and miscellaneous receipts.....		334513-SM						
Miscellaneous receipts.....		334513-M	9.0	-7.2	0.0	0.0	1.1	0.9
Totalizing fluid meters and counting devices mfg.....	334514		2.0	0.0	0.1	0.1	0.1	0.0
Primary products.....		334514-P	1.8	0.0	0.1	0.1	-0.1	0.0
Integrating and totalizing fluid meters, counting devices, and motor vehicle instruments.....		334514-0	1.8	0.0	0.1	0.1	-0.1	0.0
Secondary products and miscellaneous receipts.....		334514-SM						
Electricity and signal testing instruments mfg.....	334515		2.8	0.1	0.1	0.0	0.0	-0.2
Primary products.....		334515-P	2.0	0.1	0.1	0.0	0.0	-0.2
Test equipment for testing electrical, radio, and communication circuits, and motors.....		334515-4	2.0	0.1	0.1	0.0	0.0	-0.2
Secondary products and miscellaneous receipts.....		334515-SM						
Analytical laboratory instrument mfg.....	334516		2.6	-0.1	0.2	-0.2	1.8	0.7
Primary products.....		334516-P	2.6	-0.1	0.2	-0.2	1.8	0.7
Analytical and scientific instruments, excluding optical.....		334516-0	2.6	-0.1	0.2	-0.2	1.8	0.7
Secondary products and miscellaneous receipts.....		334516-SM						
Irradiation apparatus mfg.....	334517		0.0	0.0	0.0	0.0	0.0	0.0
Primary products.....		334517-P	0.0	0.0	0.0	0.0	0.0	0.0
Irradiation (ionizing radiation) equipment.....		334517-0	0.0	0.0	0.0	0.0	0.0	0.0
Secondary products and miscellaneous receipts.....		334517-SM						
Other measuring and controlling device mfg.....	334519		3.2	0.0	0.2	0.0	0.5	1.2
Primary products.....		334519-P	3.1	0.0	0.2	0.0	0.5	1.3
Commercial, geophysical, meteorological, surveying & all other measuring & controlling devices.....		334519-B	—	—	—	—	—	0.0
Aircraft engine instruments, excluding flight.....		334519-2	—	—	—	—	—	—
Physical properties testing & inspection equipment and kinematic testing & measuring equipment.....		334519-4	1.1	0.0	0.0	0.0	0.0	0.2
Nuclear radiation detection and monitoring instruments.....		334519-5	—	0.0	0.0	0.0	2.3	—
Secondary products and miscellaneous receipts.....		334519-SM						
Miscellaneous receipts.....		334519-M	3.6	0.0	0.1	0.0	0.1	0.1
Secondary products.....		334519-S	—	—	—	—	—	—
Manufacturing and reproducing magnetic and optical media.....	3346		5.0	0.4	0.0	0.0	0.0	0.0
Manufacturing and reproducing magnetic and optical media.....	33461		5.0	0.4	0.0	0.0	0.0	0.0
Manufacturing and reproducing magnetic and optical media.....	334610		5.0	0.4	0.0	0.0	0.0	0.0
Primary products.....		334610-P	5.0	0.4	0.0	0.0	0.0	0.0
Electrical equipment and appliance mfg.....	335		2.1	-0.2	0.1	0.1	0.2	0.6
Electric lighting equipment mfg.....	3351		3.0	0.1	0.4	0.0	0.4	0.3
Electric lighting equipment mfg.....	33513		3.0	0.1	0.4	0.0	0.4	0.3
Residential electric lighting fixture mfg.....	335131		2.0	0.0	0.0	0.0	0.0	0.0
Primary products.....		335131-P	1.8	0.0	0.0	0.0	0.0	0.0
Residential-type electric lighting fixtures (except portable), including parts and accessories.....		335131-1	2.9	0.0	0.0	0.0	0.0	0.0
Secondary products and miscellaneous receipts.....		335131-SM						
Nonresidential electric lighting fixture mfg.....	335132		4.9	0.0	0.8	0.0	0.7	0.5
Primary products.....		335132-P	4.6	0.0	0.9	0.0	0.7	0.5
Commercial and institutional-type electric lighting fixtures, including parts and accessories.....		335132-1	5.2	0.0	0.8	0.0	0.9	0.6
Industrial-type electric lighting fixtures, including parts and accessories.....		335132-5	—	0.0	1.2	0.0	0.0	—
Secondary products and miscellaneous receipts.....		335132-SM						
Other lighting equipment, including lamps and bulbs mfg.....	335139		0.7	0.3	0.0	0.0	0.0	0.0
Primary products.....		335139-P	0.8	0.3	0.0	0.0	0.0	0.0
Electric lamp bulb, tubes, and components.....		335139-1	1.3	1.3	0.0	0.0	0.0	0.0
Outdoor lighting equipment (including parts and accessories).....		335139-2	—	0.0	—	—	—	—
Secondary products and miscellaneous receipts.....		335139-SM						

See footnotes at end of table.

Table 12. Producer price index percentage changes for the net output of selected industries and their products, not seasonally adjusted — Continued
 [February 2025]

Title ¹	Industry code	Product code	Unadjusted 12-month percent change ²	Unadjusted 1-month percent change ²				
				Feb. 2024 to Feb. 2025 ^P	Sept. to Oct.	Oct. to Nov. ^P	Nov. to Dec. ^P	Dec. to Jan. ^P
Household appliance mfg.	3352		1.0	0.0	0.0	-0.5	0.1	0.9
Small electrical appliance mfg.	33521		1.4	0.0	0.1	0.2	-0.1	0.2
Small electrical appliance mfg.	335210		1.4	0.0	0.1	0.2	-0.1	0.2
Primary products.		335210-P	1.3	0.0	0.1	0.2	-0.2	0.2
Parts and attachments for small electric household appliances, including fan parts.		335210-5	1.9	0.0	0.0	0.0	0.0	0.0
Household vacuum cleaners and other floor care machines (including parts and attachments).		335210-6	0.1	0.0	0.3	0.1	-0.6	1.1
Other small electric household appliances, including fans.		335210-7	1.7	0.0	0.1	0.2	0.0	0.0
Secondary products and miscellaneous receipts.		335210-SM						
Secondary products.		335210-S	9.4	0.0	0.5	-0.1	0.2	-0.3
Major household appliance mfg.	33522		1.0	0.0	0.0	-0.6	0.2	1.1
Major household appliance mfg.	335220		0.9	0.0	0.0	-0.6	0.2	1.1
Primary products.		335220-P	0.7	0.0	0.0	-0.7	0.2	1.2
Household cooking appliances.		335220-1	-0.3	-0.1	0.1	-1.9	0.5	2.2
Electric household ranges, ovens (including microwave), surface cooking units, and equipment.		335220-11	-3.7	-0.8	1.0	-1.7	0.1	-1.3
Gas household ranges, ovens, surface cooking units, and equipment (incl. parts and accessories).		335220-13	4.9	-0.6	-0.2	-3.3	0.2	10.0
Other household ranges and cooking equipment, including outdoor equipment.		335220-15	-2.8	2.0	-1.2	0.0	1.8	-4.3
Household refrigerators and home freezers.		335220-2	0.9	0.2	-0.2	0.5	0.1	0.1
Household refrigerators, including combination refrigerator-freezers.		335220-21	0.9	0.2	-0.3	0.6	0.0	0.2
Other major household appliances.		335220-8	2.3	0.2	0.0	-0.1	0.0	0.8
Household water heaters, electric, for permanent installation.		335220-81	4.0	0.0	0.0	0.0	0.1	0.0
Household water heaters, excluding electric.		335220-83	3.4	0.0	0.0	0.0	0.2	0.0
Secondary products and miscellaneous receipts.		335220-SM						
Miscellaneous receipts.		335220-M	0.0	0.0	0.0	0.0	0.0	0.0
Electrical equipment mfg.	3353		4.1	0.0	0.3	0.6	0.2	0.0
Electrical equipment mfg.	33531		4.1	0.0	0.3	0.6	0.2	0.0
Electric power and specialty transformer mfg.	335311		1.1	0.7	0.0	0.0	0.1	0.0
Primary products.		335311-P	1.1	0.7	0.0	0.0	0.1	0.0
Secondary products and miscellaneous receipts.		335311-SM						
Motor and generator mfg.	335312		4.5	0.0	1.5	0.0	0.1	0.1
Primary products.		335312-P	6.1	0.0	1.4	0.0	0.1	0.1
Parts, supplies for motors, generators, generator sets, and other rotating equipment.		335312-C	-	0.1	0.0	-0.2	0.5	-
Other motors and generators n.e.c.		335312-F	-	0.0	3.1	0.0	0.0	-
Fractional horsepower motors (rated at less than 746 watts) (except hermetics). ...		335312-1	-	0.0	0.0	0.0	0.0	-
Integral horsepower motors & generators other than for land transport equipment (exc hermetics).		335312-3	-	0.0	0.0	0.0	0.0	-
Secondary products and miscellaneous receipts.		335312-SM						
Miscellaneous receipts.		335312-M	-	0.0	0.1	0.0	0.0	-
Secondary products.		335312-S	7.5	-0.1	0.0	0.5	1.6	0.0
Switchgear and switchboard apparatus mfg.	335313		4.8	-0.2	0.0	1.1	0.0	-0.2
Primary products.		335313-P	5.0	-0.2	0.0	1.1	0.0	-0.2
Switchgear, excluding ducts and relays.		335313-A	7.3	-0.4	0.0	1.5	0.0	0.0
Low voltage panelboards and distribution boards, 1000 volts or less.		335313-3	1.3	0.0	0.0	0.3	0.0	-1.1
Secondary products and miscellaneous receipts.		335313-SM						
Relay and industrial control mfg.	335314		4.9	0.0	0.0	0.9	0.6	0.3
Primary products.		335314-P	4.0	0.0	0.0	0.9	0.6	0.2
Specific-purpose industrial controls.		335314-C	3.2	0.0	0.0	0.0	0.2	0.2
General-purpose industrial controls.		335314-F	4.6	0.0	0.0	1.7	0.5	0.0
Parts for industrial controls and motor-control accessories.		335314-7	5.3	0.0	0.4	0.1	0.3	1.7
Secondary products and miscellaneous receipts.		335314-SM						
Miscellaneous receipts.		335314-M	19.4	0.0	0.0	0.0	0.0	2.6
Other electrical equipment & component mfg.	3359		0.9	-0.5	-0.1	-0.1	0.1	1.1
Storage battery mfg.	33591		0.6	0.2	0.4	0.1	0.1	0.1
Battery mfg.	335910		0.6	0.2	0.4	0.1	0.1	0.1
Primary products.		335910-P	0.6	0.2	0.4	0.1	0.1	0.0
Storage batteries.		335910-1	1.0	0.2	0.6	0.0	0.1	0.0
Storage batteries, lead acid type, BCI dimensional size group 8D or smaller. ...		335910-11	1.8	0.3	0.9	0.0	0.1	0.0
Storage batteries, lead acid type, larger than BCI dimensional size group 8D. ...		335910-12	-1.3	0.0	0.0	0.0	0.2	0.5

See footnotes at end of table.

Table 12. Producer price index percentage changes for the net output of selected industries and their products, not seasonally adjusted — Continued
 [February 2025]

Title ¹	Industry code	Product code	Unadjusted 12-month percent change ²	Unadjusted 1-month percent change ²					
				Feb. 2024 to Feb. 2025 ^P	Sept. to Oct.	Oct. to Nov. ^P	Nov. to Dec. ^P	Dec. to Jan. ^P	Jan. to Feb. ^P
Battery mfg - Continued									
Secondary products and miscellaneous receipts.....		335910-SM							
Secondary products.....		335910-S	2.1	0.0	0.0	0.0	0.0	2.1	
Communication & energy wire & cable mfg.....	33592		2.7	0.0	-0.3	-0.7	-0.2	1.7	
Fiber optic cable mfg.....	335921		-0.3	0.0	0.0	-0.8	0.0	0.0	
Primary products.....		335921-P	-0.3	0.0	0.0	-0.7	0.0	0.0	
Fiber optic cable, made from purchased fiber optic strand.....		335921-0	-0.3	0.0	0.0	-0.7	0.0	0.0	
Secondary products and miscellaneous receipts.....		335921-SM							
Other communication and energy wire mfg.....	335929		3.4	0.0	-0.3	-0.6	-0.2	2.1	
Primary products.....		335929-P	3.6	0.1	-0.3	-0.6	-0.3	2.1	
Electronic wire and cable, made of nonferrous metals (purchased wire).....		335929-A	4.6	0.9	-1.1	-2.5	-0.7	6.8	
Other insulated wire & cable, incl control & signal, made of nonferrous metals (purchased wire).....		335929-F	4.8	-0.5	0.8	2.4	-1.4	-0.5	
Power wire and cable, made from nonferrous metals (purchased wire).....		335929-1	0.6	-0.2	-0.2	-0.5	0.6	-0.5	
Secondary products and miscellaneous receipts.....		335929-SM							
Wiring device mfg.....	33593		-1.7	-1.8	-0.3	0.3	0.0	0.8	
Current-carrying wiring device mfg.....	335931		-0.1	-1.3	0.1	0.8	-0.4	0.4	
Primary products.....		335931-P	-0.1	-1.3	0.1	0.8	-0.4	0.5	
Current-carrying wiring devices n.e.c.....		335931-A	-1.8	-2.4	0.0	1.7	-0.4	0.4	
Current-carrying switches for electrical circuitry (including vehicular switches).....		335931-1	0.4	-0.7	0.0	0.3	-0.4	0.3	
Current-carrying wire connectors for electrical circuitry.....		335931-9	4.3	1.0	0.7	-0.8	-0.2	0.8	
Secondary products and miscellaneous receipts.....		335931-SM							
Miscellaneous receipts.....		335931-M	-	-	0.0	0.0	0.0	-	
Secondary products.....		335931-S	-0.1	-1.4	0.0	1.3	0.2	-0.4	
Noncurrent-carrying wiring device mfg.....	335932		-3.7	-2.3	-0.7	-0.3	0.4	1.4	
Primary products.....		335932-P	-5.0	-2.7	-0.8	-0.3	0.4	1.1	
Noncurrent-carrying electrical conduit and conduit fittings, incl. plastic conduit & fittings.....		335932-4	-13.6	-6.1	-1.9	-0.6	-0.6	1.8	
Other noncurrent-carrying wiring devices and supplies (boxes, covers, bar hangers, etc.).....		335932-6	2.6	0.0	-0.1	-0.2	0.1	1.2	
Secondary products and miscellaneous receipts.....		335932-SM							
All other electrical equipment & component mfg.....	33599		2.4	0.1	-0.1	0.0	0.4	1.4	
Carbon and graphite product mfg.....	335991		3.2	0.3	-0.2	-0.2	1.5	0.0	
Primary products.....		335991-P	3.2	0.3	-0.2	-0.2	1.5	0.0	
Carbon and graphite products, including electrodes for electric arc furnaces.....		335991-0	3.2	0.3	-0.2	-0.2	1.5	0.0	
Secondary products and miscellaneous receipts.....		335991-SM							
Miscellaneous receipts.....		335991-M	-	0.0	0.0	-	-	-	
Miscellaneous electrical equipment mfg.....	335999		2.1	0.0	0.0	0.0	0.0	1.9	
Primary products.....		335999-P	2.5	0.0	0.0	0.0	0.0	2.2	
Rectifying apparatus.....		335999-3	1.0	0.0	0.0	0.0	0.0	0.0	
All miscellaneous electrical equipment except rectifying apparatus.....		335999-4	2.7	0.0	0.0	0.0	0.0	2.5	
Secondary products and miscellaneous receipts.....		335999-SM							
Transportation equipment manufacturing.....	336		1.6	0.3	0.1	0.2	0.2	0.2	
Motor vehicle manufacturing.....	3361		1.9	1.0	0.4	0.4	0.0	0.3	
Automobile and light truck manufacturing.....	33611		1.9	1.1	0.4	0.4	0.0	0.2	
Automobile, light truck and utility vehicle mfg.....	336110		1.9	1.1	0.4	0.4	0.0	0.2	
Primary products.....		336110-P	1.9	1.1	0.4	0.4	0.0	0.2	
Passenger cars and chassis.....		336110-1	1.6	1.4	0.3	0.0	0.0	0.1	
Trucks, truck tractors, & bus chassis 14,000 lb or less, incl. minivans & suvs.....		336110-2	2.0	1.0	0.4	0.5	0.0	0.3	
Secondary products and miscellaneous receipts.....		336110-SM							
Heavy duty truck manufacturing.....	33612		1.5	0.0	0.0	0.1	0.0	0.4	
Heavy duty truck mfg.....	336120		1.5	0.0	0.0	0.1	0.0	0.4	
Primary products.....		336120-P	1.4	0.0	0.0	0.1	0.0	0.3	
Trucks, truck tractors, and bus chassis (chassis of own manufacture) 14,001 to 33,000 lbs.....		336120-1	1.7	0.0	0.0	0.3	0.0	0.0	
Secondary products and miscellaneous receipts.....		336120-SM							
Motor vehicle body and trailer manufacturing.....	3362		1.4	0.0	-0.1	0.0	0.2	0.2	
Motor vehicle body and trailer manufacturing.....	33621		1.4	0.0	-0.1	0.0	0.2	0.2	
Motor vehicle body mfg.....	336211		3.5	0.0	-0.1	0.0	0.3	0.4	
Primary products.....		336211-P	3.6	0.0	-0.2	0.0	0.3	0.4	

See footnotes at end of table.

Table 12. Producer price index percentage changes for the net output of selected industries and their products, not seasonally adjusted — Continued
 [February 2025]

Title ¹	Industry code	Product code	Unadjusted 12-month percent change ²	Unadjusted 1-month percent change ²				
				Feb. 2024 to Feb. 2025 ^P	Sept. to Oct.	Oct. to Nov. ^P	Nov. to Dec. ^P	Dec. to Jan. ^P
Motor vehicle body mfg - Continued								
Other truck and vehicle bodies, sold separately.....		336211-5	6.1	0.0	0.0	0.0	0.5	0.9
Dump truck bodies, for sale separately.....		336211-5A	—	0.0	0.0	0.0	—	—
All other truck and vehicle bodies, sold separately.....		336211-5B	6.7	0.0	0.0	0.0	0.0	1.0
Buses and firefighting vehicles, complete, produced on purchased chassis.....		336211-7	0.9	0.0	0.1	0.1	0.0	0.0
Other trucks and vehicles, complete, produced on purchased chassis.....		336211-9	1.4	0.2	0.0	0.0	0.3	0.0
Other trucks and vehicles, complete, produced on purchased chassis, except upfitting trucks.....		336211-91	3.5	0.4	0.1	0.1	0.7	0.1
Secondary products and miscellaneous receipts.....		336211-SM						
Secondary products.....		336211-S	2.6	0.0	0.0	0.0	0.0	0.0
Truck trailer mfg.....	336212		0.6	0.0	-0.1	0.1	0.4	0.6
Primary products.....		336212-P	0.6	0.0	-0.1	0.1	0.4	0.6
Truck trailers and chassis, axle rating 10,000 lbs or more.....		336212-1	0.7	0.0	-0.1	0.1	0.5	0.6
Truck trailers and chassis, axle rating less than 10,000 lbs.....		336212-3	0.0	0.0	0.0	0.0	0.0	0.0
Secondary products and miscellaneous receipts.....		336212-SM						
Secondary products.....		336212-S1	0.6	0.0	0.0	0.0	0.0	0.0
Motor home mfg.....	336213		2.7	0.0	0.0	0.0	0.0	0.4
Primary products.....		336213-P	2.7	0.0	0.0	0.0	0.0	0.5
Motor homes built on purchased chassis.....		336213-0	2.7	0.0	0.0	0.0	0.0	0.5
Secondary products and miscellaneous receipts.....		336213-SM1						
Travel trailer and camper mfg.....	336214		-0.3	0.0	-0.1	0.0	-0.2	-0.4
Primary products.....		336214-P	-0.2	0.0	-0.1	0.0	-0.2	-0.4
Travel trailers.....		336214-1	-0.1	0.0	0.0	0.0	0.0	-0.6
Conventional travel trailers.....		336214-19	-0.1	0.0	0.0	0.0	0.0	0.0
Automobile and light truck trailers.....		336214-3	-0.9	0.0	0.0	0.0	-1.0	0.0
Camping trailers, campers, pick-up covers, and parts.....		336214-5	-0.3	0.0	-0.3	0.0	0.0	0.0
Other parts and components, excluding appliances and furnishings.....		336214-53	0.0	0.0	0.0	0.0	0.0	0.0
Truck campers, caps, box covers, and fold-down camping trailers.....		336214-56	-0.9	0.0	-0.9	0.0	0.0	0.0
Secondary products and miscellaneous receipts.....		336214-SM						
Secondary products.....		336214-S	0.5	0.0	0.0	0.0	0.0	0.4
Motor vehicle parts manufacturing.....	3363		0.6	-0.1	0.0	0.0	0.3	0.0
Motor vehicle gasoline engine and parts mfg.....	33631		0.8	0.0	0.1	0.0	0.0	0.0
Motor vehicle gasoline engine and engine parts mfg.....	336310		0.8	0.0	0.1	0.0	0.0	0.0
Primary products.....		336310-P	0.8	0.0	0.1	0.0	0.0	0.0
Gasoline engines and engine parts (excluding carburetors).....		336310-2	0.6	0.0	0.1	0.0	0.0	0.0
Carburetors, pistons, piston rings, and valves.....		336310-3	2.4	0.0	0.5	0.0	0.3	0.0
Secondary products and miscellaneous receipts.....		336310-SM						
Miscellaneous receipts.....		336310-M1	0.0	0.0	0.0	0.0	0.0	0.0
Secondary products.....		336310-S	2.6	-0.1	0.1	0.0	0.6	-0.1
Motor vehicle electric equipment.....	33632		0.8	0.0	0.0	0.0	0.2	0.3
Motor vehicle electrical and electronic equipment mfg.....	336320		0.8	0.0	0.0	0.0	0.2	0.3
Primary products.....		336320-P	1.0	0.0	0.0	0.0	0.3	0.2
Vehicular lighting equipment.....		336320-1	1.0	-0.1	0.0	0.0	0.3	0.1
Other motor vehicle electrical and electronic equipment.....		336320-2	1.0	0.0	0.0	0.0	0.2	0.3
Battery charging alternators, generators, and regulators.....		336320-23	2.9	0.0	0.0	0.0	0.0	1.4
Parts for engine electrical and electronic equipment.....		336320-2A	8.0	0.0	0.0	0.0	1.9	0.0
All other miscellaneous non-engine electrical and electronic equipment.....		336320-2D	0.1	0.0	0.0	0.0	0.0	0.0
All other miscellaneous complete engine electrical equipment, including spark plugs.....		336320-2U	0.6	0.0	0.0	0.0	0.6	0.0
Secondary products and miscellaneous receipts.....		336320-SM						
Miscellaneous receipts.....		336320-M	4.7	-0.1	0.0	0.0	1.4	0.0
Motor vehicle steering and suspension parts.....	33633		-1.8	-1.6	0.0	0.0	-1.1	0.0
Motor vehicle steering and suspension components (except spring) manufacturing.....	336330		-1.8	-1.6	0.0	0.0	-1.1	0.0
Primary products.....		336330-P	-1.9	-1.6	0.0	0.0	-1.2	0.0
Motor vehicle steering and suspension components (excluding spring), new and rebuilt.....		336330-0	-1.9	-1.6	0.0	0.0	-1.2	0.0
Secondary and miscellaneous receipts.....		336330-SM						
Motor vehicle brake system manufacturing.....	33634		-2.0	-0.3	-0.2	0.2	0.3	0.0
Motor vehicle brake system mfg.....	336340		-2.0	-0.3	-0.2	0.2	0.3	0.0
Primary products.....		336340-P	-2.1	-0.3	-0.2	0.2	0.3	0.0
Motor vehicle brake parts and assemblies, new.....		336340-1	-2.2	-0.4	-0.3	0.2	0.3	0.0
Motor vehicle drum brake assemblies and parts, new.....		336340-1E	—	-0.1	-0.9	0.7	—	—

See footnotes at end of table.

Table 12. Producer price index percentage changes for the net output of selected industries and their products, not seasonally adjusted — Continued
 [February 2025]

Title ¹	Industry code	Product code	Unadjusted 12-month percent change ²	Unadjusted 1-month percent change ²				
				Feb. 2024 to Feb. 2025 ^P	Sept. to Oct.	Oct. to Nov. ^P	Nov. to Dec. ^P	Dec. to Jan. ^P
Motor vehicle brake system mfg - Continued								
Other motor vehicle brake parts and assemblies, new.....		336340-1G	0.4	-0.5	0.0	0.0	0.5	0.0
Secondary products and miscellaneous receipts.....		336340-SM						
Motor vehicle power train components mfg.....	33635		1.1	-0.1	0.0	-0.1	1.7	-0.3
Motor vehicle transmission and power train parts manufacturing.....	336350		1.1	-0.1	0.0	-0.1	1.7	-0.3
Primary products.....		336350-P	1.1	-0.1	0.0	-0.1	1.7	-0.3
Motor vehicle drive train components, excluding wheels and brakes, new.....		336350-2	0.9	-0.1	0.1	-0.1	1.6	-0.3
Motor vehicle transmissions (except auxiliary and parts), new.....		336350-20	2.0	0.1	0.0	0.0	2.9	-0.6
Parts for manual and automatic transmissions, new.....		336350-23	-0.3	0.0	0.0	-0.1	0.0	0.0
Other motor vehicle drive train components, except wheels and brakes, new.....		336350-25	0.2	-0.5	0.2	-0.3	0.8	0.0
Motor vehicle drive train components, rebuilt.....		336350-3	5.2	0.0	0.0	0.0	4.1	0.0
Secondary products and miscellaneous receipts.....		336350-SM						
Secondary products.....		336350-S	1.2	-0.3	-0.1	1.5	0.6	0.0
Motor vehicle seating and interior trim mfg.....	33636		-0.3	-0.3	-0.3	-0.2	0.5	-0.1
Motor vehicle seating and interior trim mfg.....	336360		-0.3	-0.3	-0.3	-0.2	0.5	-0.1
Primary products.....		336360-P	0.0	-0.5	-0.1	0.0	0.4	-0.1
Automobile trimmings.....		336360-1	-1.2	-1.0	-0.2	0.0	0.0	0.0
Seats for public conveyance and aircraft.....		336360-3	0.8	0.0	-0.1	0.0	0.3	-0.2
Secondary products and miscellaneous receipts.....		336360-SM						
Secondary products.....		336360-S	-	-	-2.3	-3.2	-	-
Motor vehicle metal stamping.....	33637		0.5	0.1	0.2	0.2	0.1	-0.3
Motor vehicle metal stamping.....	336370		0.5	0.1	0.2	0.2	0.1	-0.3
Primary products.....		336370-P	0.5	0.1	0.3	0.2	0.1	-0.3
Automotive job stampings (truck, bus, and passenger car).....		336370-0	0.5	0.1	0.3	0.2	0.1	-0.3
Secondary products and miscellaneous receipts.....		336370-SM						
Secondary products.....		336370-S	-0.5	0.1	0.0	0.0	-1.1	-0.1
Other motor vehicle parts manufacturing.....	33639		1.5	0.0	-0.1	0.0	0.1	0.2
Other motor vehicle parts mfg.....	336390		1.5	0.0	-0.1	0.0	0.1	0.2
Primary products.....		336390-P	1.2	0.0	-0.1	0.0	0.1	0.1
All other motor vehicle parts and accessories, including trailer hitches.....		336390-8	0.6	0.1	0.1	0.0	-0.1	0.0
Secondary products and miscellaneous receipts.....		336390-SM						
Aerospace product and parts manufacturing.....	3364		2.1	0.0	0.0	0.1	0.4	0.3
Aerospace product and parts manufacturing.....	33641		2.1	0.0	0.0	0.1	0.4	0.3
Aircraft mfg.....	336411		2.2	0.0	0.0	0.2	0.4	0.4
Primary products.....		336411-P	2.1	0.0	0.0	0.2	0.3	0.4
Civilian aircraft.....		336411-3	3.1	0.1	0.0	0.3	0.6	0.6
Secondary products and miscellaneous receipts.....		336411-SM						
Secondary products.....		336411-S	3.8	0.0	0.0	0.0	3.3	0.3
Aircraft engine and engine parts mfg.....	336412		1.6	0.1	0.0	0.0	0.5	0.0
Primary products.....		336412-P	1.9	0.0	0.0	0.0	0.7	0.1
Aeronautical services on aircraft engines.....		336412-5	-	0.3	0.0	-	-	-
Aircraft engine parts and accessories.....		336412-7	2.7	0.0	0.1	0.0	1.1	0.1
Parts and accessories for military aircraft engines.....		336412-75	2.9	0.0	0.1	0.0	0.6	0.2
Parts and accessories for civilian aircraft engines.....		336412-77	2.7	0.0	0.0	0.0	1.3	0.1
Secondary products and miscellaneous receipts.....		336412-SM						
Secondary products.....		336412-S	2.0	0.0	0.0	0.0	0.1	-0.1
Other aircraft parts and equipment mfg.....	336413		2.5	0.1	0.2	-0.2	0.5	0.0
Primary products.....		336413-P	2.4	0.1	0.2	-0.2	0.4	0.0
Aircraft propellers and helicopter rotors.....		336413-1	1.5	0.0	0.2	0.0	0.4	0.0
Aircraft parts and auxiliary equipment.....		336413-7	2.5	0.1	0.2	-0.3	0.4	0.0
Aircraft landing gear for civilian and military aircraft.....		336413-72	3.5	0.0	0.0	0.0	3.5	0.0
Other aircraft subassemblies and parts for military aircraft.....		336413-73	1.4	0.0	0.1	-0.1	0.8	0.6
Other aircraft subassemblies and parts for civilian aircraft.....		336413-74	2.7	0.1	0.3	-0.3	0.1	-0.1
Secondary products and miscellaneous receipts.....		336413-SM						
Secondary products.....		336413-S	-	0.9	-0.1	-0.2	0.8	-
Railroad rolling stock manufacturing.....	3365		1.8	0.0	0.2	0.0	-0.1	0.9
Railroad rolling stock manufacturing.....	33651		1.8	0.0	0.2	0.0	-0.1	0.9
Railroad rolling stock mfg.....	336510		1.8	0.0	0.2	0.0	-0.1	0.9
Primary products.....		336510-P	1.6	0.0	0.2	0.0	-0.2	0.8

See footnotes at end of table.

Table 12. Producer price index percentage changes for the net output of selected industries and their products, not seasonally adjusted — Continued
 [February 2025]

Title ¹	Industry code	Product code	Unadjusted 12-month percent change ²	Unadjusted 1-month percent change ²				
				Feb. 2024 to Feb. 2025 ^P	Sept. to Oct.	Oct. to Nov. ^P	Nov. to Dec. ^P	Dec. to Jan. ^P
Railroad rolling stock mfg - Continued								
Street, subway, trolley, and rapid transit cars, and railway maintenance equipment and parts.....		336510-5	2.4	0.1	0.4	0.0	-0.4	0.8
Railway maintenance of way equipment & parts, parts for all railcars, & other railway vehicles.....		336510-54	2.8	0.1	0.5	0.0	-0.5	0.8
Secondary products and miscellaneous receipts.....		336510-SM						
Miscellaneous receipts.....		336510-M	0.0	0.0	0.0	0.0	0.0	0.0
Secondary products.....		336510-S1	0.7	0.0	0.0	0.0	0.4	0.2
Ship and boat building.....	3366		2.2	0.1	0.3	0.1	0.1	0.1
Ship and boat building.....	33661		2.2	0.1	0.3	0.1	0.1	0.1
Ship building and repairing.....	336611		2.3	0.0	0.3	0.1	0.0	0.1
Primary products.....		336611-P	2.3	0.0	0.3	0.1	0.0	0.1
Ship repair, nonmilitary.....		336611-A	5.8	0.0	0.4	0.2	0.0	0.0
Military self-propelled ships, new construction.....		336611-5	0.9	0.0	0.5	-0.1	0.0	0.2
Ship repair, military.....		336611-8	1.6	0.0	0.0	0.0	0.0	0.0
Nonmilitary self-propelled ships, new construction.....		336611-9	5.6	0.0	0.2	0.8	0.0	0.1
Secondary products and miscellaneous receipts.....		336611-SM2						
Boat building.....	336612		2.0	0.2	0.1	0.1	0.3	0.1
Primary products.....		336612-P	2.0	0.2	0.1	0.1	0.3	0.1
Outboard motorboats, including commercial and military (except sailboats and lifeboats).....		336612-1	2.1	0.2	0.1	0.1	0.3	0.1
Outboard motorboats, wood or metal, incl. comm. and military (exc. sailboats and lifeboats).....		336612-11	0.9	0.3	0.3	0.3	0.3	0.3
Outboard motorboats, plastics/fiberglass, incl. comm. and mil. (exc. sailboats and lifeboats).....		336612-14	2.7	0.2	0.0	0.0	0.4	0.0
Inboard motorboats, including commercial and military (except sailboats and lifeboats).....		336612-3	2.9	0.6	0.1	0.0	0.0	0.3
Inboard cabin cruisers, including commercial and military (except sailboats and lifeboats).....		336612-31	2.9	0.6	0.1	0.0	0.0	0.4
Other inboard motorboats, including commercial and military (except sailboats and lifeboats).....		336612-32	2.8	0.7	0.0	0.0	0.0	0.0
Inboard-outdrive boats, including commercial and military (except sailboats and lifeboats).....		336612-5	1.9	0.0	0.1	0.0	0.0	0.1
All other inboard-outdrive boats, incl. comm. and military (except sailboats and lifeboats).....		336612-52	1.5	0.0	0.1	0.0	0.0	0.1
All other boats (excluding military and commercial).....		336612-8	-	0.0	0.1	-	-	-
Secondary products and miscellaneous receipts.....		336612-SM						
Miscellaneous receipts.....		336612-M	1.1	0.0	0.0	0.0	0.0	0.0
Other transportation equipment manufacturing.....	3369		0.2	0.0	-0.1	0.1	-0.1	0.0
Other transportation equipment manufacturing.....	33699		0.2	0.0	-0.1	0.1	-0.1	0.0
Motorcycle, bicycle, and parts mfg.....	336991		3.1	0.0	0.0	0.3	0.1	0.0
Primary products.....		336991-P	3.1	0.0	0.0	0.3	0.1	0.0
Motorcycles, including three-wheel motorbikes, motorscooters, mopeds, and parts.....		336991-3	3.5	0.0	0.0	0.4	0.1	0.0
Bicycles, including parts (excluding children's 2-wheel sidewalk cycles).....		336991-4	1.0	0.1	0.1	0.1	0.0	0.1
Cycles, all types, tubular construction.....		336991-42	1.1	0.0	0.0	0.1	0.0	0.1
Parts for bicycles, unicycles, and adult tricycles.....		336991-45	0.9	0.1	0.3	0.0	0.0	0.0
Secondary products and miscellaneous receipts.....		336991-SM						
All other transportation equipment mfg.....	336999		-1.9	0.0	-0.1	0.0	-0.1	0.0
Primary products.....		336999-P	-2.0	0.0	-0.1	0.0	-0.1	0.0
All-terrain vehicles and parts.....		336999-4	-1.0	0.0	-0.4	0.0	0.1	0.0
All other miscellaneous transportation equipment.....		336999-6	-2.7	0.0	0.0	0.0	-0.3	0.0
Secondary products and miscellaneous receipts.....		336999-SM						
Secondary products.....		336999-S	0.7	0.0	0.0	0.0	0.0	0.0
Furniture & related product mfg.....	337		2.4	0.1	0.1	0.1	0.2	0.6
HH & institutional furniture & kitchen cabinet mfg.....	3371		2.4	0.1	0.2	0.1	0.2	0.6
Wood kitchen cabinet & countertop mfg.....	33711		1.2	0.0	0.2	0.0	0.0	0.8
Wood kitchen cabinet and countertop mfg.....	337110		1.2	0.0	0.2	0.0	0.0	0.8
Primary products.....		337110-P	1.1	0.0	0.1	0.0	0.0	0.7
Custom wood kitchen cabinets, bathroom vanities, and related cabinet sold directly to customers.....		337110-H	1.7	0.0	0.6	0.0	0.0	0.4
Stock wood kitchen cabinets and related cabinetwork for permanent installation. ...		337110-1	0.4	0.0	0.0	0.0	0.0	0.0
Secondary products and miscellaneous receipts.....		337110-SM						
Household & institutional furniture mfg.....	33712		3.1	0.2	0.2	0.1	0.2	0.6

See footnotes at end of table.

Table 12. Producer price index percentage changes for the net output of selected industries and their products, not seasonally adjusted — Continued
 [February 2025]

Title ¹	Industry code	Product code	Unadjusted 12-month percent change ²	Unadjusted 1-month percent change ²				
				Feb. 2024 to Feb. 2025 ^P	Sept. to Oct.	Oct. to Nov. ^P	Nov. to Dec. ^P	Dec. to Jan. ^P
Upholstered household furniture mfg.	337121		4.2	0.1	0.3	0.2	0.3	0.5
Primary products.....		337121-P	3.6	0.1	0.3	0.2	0.1	0.6
Upholstered household furniture, excl. dual-purpose sleep furniture.....		337121-1	3.7	0.2	0.2	0.2	0.1	0.7
Upholstered household sofas, davenports, settees, and loveseats, except custom.....		337121-11	3.7	0.2	0.3	0.2	0.1	0.7
Upholstered household sectional sofa pieces, except custom.....		337121-12	1.6	0.0	0.2	0.0	0.0	0.0
Upholstered household rocking chairs, including swivel rockers, except custom.....		337121-13	1.2	0.0	0.3	0.0	0.0	0.0
Other upholstered household furniture, including custom sold at retail.....		337121-15	8.4	0.5	0.1	0.6	0.5	2.0
Dual-purpose sleep furniture incl. futon, conv. sofa, jackknife & chair beds, except custom.....		337121-4	2.9	0.0	1.0	0.0	0.0	0.0
Secondary products and miscellaneous receipts.....		337121-SM						
Nonupholstered wood household furniture mfg.....	337122		4.1	1.0	-0.8	0.0	0.0	0.9
Primary products.....		337122-P	6.8	1.2	0.0	0.0	0.0	0.9
Wood dining room, kitchen, outdoor, and ready-to-assemble furniture, excl. cabinets and custom.....		337122-G	11.4	1.3	0.0	0.0	0.0	0.9
Wood household den, family room, library, and living room furniture, except custom.....		337122-1	4.8	0.4	0.0	0.0	0.0	2.4
Wood bedroom furniture, including infants' and children's, except custom.....		337122-8	0.3	0.7	0.0	0.0	0.0	0.7
Secondary products and miscellaneous receipts.....		337122-SM						
Secondary products.....		337122-S	3.3	0.9	0.1	0.0	0.1	2.0
Household furniture (except wood and upholstered) mfg.....	337126		0.6	0.3	-0.1	0.2	0.1	0.1
Primary products.....		337126-P	0.8	0.2	-0.1	0.0	0.1	0.1
Metal dining room and kitchen furniture, incl. padded and plain chairs and stools..		337126-1	0.9	-0.1	-1.4	0.0	2.0	1.0
Metal outdoor and casual furniture, incl. beach, lawn, garden and porch.....		337126-3	2.7	0.8	0.0	0.0	0.0	0.0
Secondary products and miscellaneous receipts.....		337126-SM						
Secondary products.....		337126-S	-1.0	1.1	0.0	2.6	-0.5	0.8
Institutional furniture mfg.....	337127		1.5	-0.2	0.8	0.0	0.4	0.6
Primary products.....		337127-P	1.5	-0.3	0.8	0.0	0.4	0.6
Other institutional furniture.....		337127-B	4.4	-0.8	3.1	0.0	0.1	1.3
School furniture (except stone and concrete), excl. library furniture.....		337127-1	-	0.0	-0.9	0.0	0.4	-
Public building and related furniture, excl. bar, bowling, cafeteria, restaurant and school.....		337127-5	1.7	0.0	0.1	0.0	0.7	0.2
Public furniture (bar, bowling center, cafeteria, and restaurant).....		337127-8	-1.4	0.0	0.1	0.0	0.0	1.2
Secondary products and miscellaneous receipts.....		337127-SM						
Miscellaneous receipts.....		337127-M	-	0.0	-	-	-	-
Secondary products.....		337127-S	1.6	0.0	1.7	-1.5	1.5	0.2
Office furniture (including fixtures) mfg.....	3372		3.0	-0.1	0.1	0.1	0.4	0.6
Office furniture (including fixtures) mfg.....	33721		3.0	-0.1	0.1	0.1	0.4	0.6
Wood office furniture mfg.....	337211		6.7	5.1	0.1	0.0	-0.9	1.8
Primary products.....		337211-P	7.1	5.6	0.1	0.0	-1.2	1.9
Wood office furniture panel systems, desking systems, and other wood office furniture.....		337211-A	19.1	24.7	0.0	0.0	-6.4	1.8
Wood office seating, including upholstered.....		337211-1	5.5	0.0	0.0	0.0	1.4	3.3
Wood office desks and desk extensions.....		337211-4	3.5	0.0	0.1	0.0	0.2	2.0
Wood office files, storage units, and tables.....		337211-7	3.2	1.7	0.1	0.0	0.0	0.7
Secondary products and miscellaneous receipts.....		337211-SM						
Secondary products.....		337211-S	3.0	0.0	0.0	0.0	1.8	0.5
Custom architectural woodwork and millwork.....	337212		4.1	0.0	0.0	0.0	0.7	1.0
Primary products.....		337212-P	4.1	0.0	0.0	0.0	0.7	0.9
Custom architectural woodwork, millwork, and fixtures.....		337212-0	4.1	0.0	0.0	0.0	0.7	0.9
Secondary products and miscellaneous receipts.....		337212-SM						
Office furniture, except wood, mfg.....	337214		1.6	-0.2	0.3	0.5	-0.4	0.7
Primary products.....		337214-P	1.7	-0.2	0.3	0.5	-0.4	0.7
Office furniture, other types, except wood, including panel systems.....		337214-A	2.1	0.1	0.4	0.3	-1.9	1.3
Office seating, including upholstered, except wood.....		337214-1	2.0	0.0	0.0	0.0	0.9	0.9
Office desk and desk extensions, except wood.....		337214-4	2.4	0.0	0.1	0.0	-0.1	2.3
Office files, storage units, and tables, except wood.....		337214-7	0.5	-1.1	0.6	1.4	0.4	-1.1
Secondary products and miscellaneous receipts.....		337214-SM						
Showcases, partitions, shelving, and lockers mfg.....	337215		2.4	-1.7	0.0	-0.3	1.5	-0.1
Primary products.....		337215-P	2.2	-1.8	0.0	-0.4	1.5	-0.1
Bookstacks and other shelving, except wood.....		337215-A2	0.2	-1.6	0.0	0.0	4.1	-0.4
Storage racks and accessories, except wood.....		337215-E	-3.9	0.0	0.0	0.0	1.1	0.0
Fixtures (bank, office, and store), except wood.....		337215-G	-0.5	-7.4	0.0	0.0	1.9	0.0

See footnotes at end of table.

Table 12. Producer price index percentage changes for the net output of selected industries and their products, not seasonally adjusted — Continued
 [February 2025]

Title ¹	Industry code	Product code	Unadjusted 12-month percent change ²	Unadjusted 1-month percent change ²				
				Feb. 2024 to Feb. 2025 ^P	Sept. to Oct.	Oct. to Nov. ^P	Nov. to Dec. ^P	Dec. to Jan. ^P
Showcases, partitions, shelving, and lockers mfg - Continued								
Secondary products and miscellaneous receipts.....		337215-SM						
Other furniture related product mfg.	3379		0.8	0.3	-0.3	0.0	0.0	0.2
Mattress mfg.	33791		0.1	0.4	-0.4	0.0	0.0	0.0
Mattress mfg.	337910		0.1	0.4	-0.4	0.0	0.0	0.0
Primary products.....		337910-P	0.1	0.4	-0.4	0.0	0.0	0.0
Mattress and foundation sets.....		337910-E	-1.0	0.0	0.0	0.0	0.0	0.0
Innerspring mattresses, excluding crib-size.....		337910-1	1.1	1.0	-0.9	0.0	0.0	0.0
Other mattresses, including crib, foam, waterbed mattresses and mattress inserts.....		337910-4	0.5	0.0	0.0	0.0	0.0	0.0
Foundations, excl. innerspring units, hybrid-type flotation, ensembles, and adjustable units.....		337910-7	-0.4	0.7	-0.7	0.0	0.0	0.0
Secondary products and miscellaneous receipts.....		337910-SM						
Blind & shade mfg.	33792		2.6	0.1	0.0	0.0	0.0	0.7
Blind and shade mfg.	337920		2.6	0.1	0.0	0.0	0.0	0.7
Primary products.....		337920-P	2.6	0.1	0.0	0.0	0.0	0.7
Other blinds and shades, including curtain and drapery fixtures, poles and rods. ...		337920-8	3.9	0.0	0.0	0.0	0.0	2.3
Secondary products and miscellaneous receipts.....		337920-SM						
Miscellaneous mfg.	339		3.3	0.3	-0.1	0.2	0.8	0.1
Medical equipment & supplies mfg.	3391		2.6	0.1	0.1	0.1	1.1	0.0
Medical equipment & supplies mfg.	33911		2.6	0.1	0.1	0.1	1.1	0.0
Surgical and medical instrument mfg.	339112		2.5	0.4	0.0	0.0	1.2	0.0
Primary products.....		339112-P	2.5	0.5	0.0	0.0	1.2	0.0
Surgical and medical instruments.....		339112-0	2.5	0.5	0.0	0.0	1.2	0.0
Surgical and orthopedic instruments.....		339112-01	2.3	0.0	0.0	0.0	0.2	0.0
Surgical and medical catheters.....		339112-05	4.5	1.5	0.0	0.0	1.4	0.0
Other surgical and medical apparatus and instruments, excluding parts.....		339112-06	3.8	0.4	0.0	0.0	3.0	0.0
Parts for surgical and medical apparatus and instruments.....		339112-09	-0.1	0.0	-0.1	0.1	0.6	0.0
Secondary products and miscellaneous receipts.....		339112-SM						
Secondary products.....		339112-S	0.2	-0.4	0.1	0.0	0.1	-0.1
Surgical appliance and supplies mfg.	339113		3.4	-0.2	0.3	0.2	1.1	0.0
Primary products.....		339113-P	3.6	-0.2	0.4	0.2	1.2	0.0
Medical and surgical appliances and supplies, incl. orthopedic, prosthetic, and therapeutic.....		339113-2	1.7	-0.4	0.0	0.1	1.1	-0.1
Artificial joints and limbs.....		339113-21	-	1.0	-0.2	0.0	0.7	-
Other orthopedic and prosthetic appliances.....		339113-22	3.4	0.6	0.1	0.7	1.3	0.2
Other medical and surgical appliances and supplies.....		339113-27	1.4	-1.0	0.1	0.0	1.1	-0.1
Hospital beds and specialized hospital furniture.....		339113-4	18.7	1.1	3.3	1.6	2.1	0.0
Personal industrial and nonindustrial safety equipment and clothing.....		339113-6	4.2	0.1	0.0	0.0	1.1	0.0
Secondary products and miscellaneous receipts.....		339113-SM						
Secondary products.....		339113-S	-	-0.2	0.0	0.0	0.8	-
Dental equipment and supplies mfg.	339114		1.6	0.0	0.0	0.1	1.1	0.1
Primary products.....		339114-P	1.7	0.0	-0.1	0.2	1.1	0.1
Dental professional equipment and supplies.....		339114-1	1.8	0.0	0.0	0.2	1.3	0.0
Professional dental equipment.....		339114-11	1.8	0.0	0.0	0.0	1.2	0.2
Professional dental supplies.....		339114-12	1.7	-0.1	0.0	0.5	1.5	-0.3
Secondary products and miscellaneous receipts.....		339114-SM						
Miscellaneous receipts.....		339114-M	1.0	0.1	1.4	-0.3	0.5	0.3
Ophthalmic goods mfg.	339115		0.1	0.1	-0.7	0.5	0.1	0.2
Primary products.....		339115-P	0.1	0.1	-0.7	0.5	0.1	0.2
Ophthalmic goods, other types, including prescription ground eyeglass lenses.....		339115-B	-	0.2	0.3	-0.1	0.0	0.0
Ophthalmic fronts, temples, and focal and contact lenses.....		339115-9	-	0.1	-0.9	0.7	0.1	0.3
Secondary products and miscellaneous receipts.....		339115-SM						
Other miscellaneous mfg.	3399		4.2	0.5	-0.2	0.2	0.5	0.3
Jewelry & silverware mfg.	33991		7.5	1.2	-1.7	1.2	0.2	1.7
Jewelry and silverware mfg.	339910		7.5	1.2	-1.7	1.2	0.2	1.7
Primary products.....		339910-P	7.6	1.2	-1.7	1.2	0.2	1.8
Jewelry, gold and platinum.....		339910-1	10.4	1.5	-2.2	1.9	0.3	2.4
Costume jewelry and novelties.....		339910-4	2.2	0.0	0.0	0.0	1.0	0.0
All other jewelry and personal goods (excluding costume).....		339910-8	2.8	1.3	-2.5	0.8	-0.8	1.3
Secondary products and miscellaneous receipts.....		339910-SM						

See footnotes at end of table.

Table 12. Producer price index percentage changes for the net output of selected industries and their products, not seasonally adjusted — Continued
 [February 2025]

Title ¹	Industry code	Product code	Unadjusted 12-month percent change ²	Unadjusted 1-month percent change ²				
				Feb. 2024 to Feb. 2025 ^P	Sept. to Oct.	Oct. to Nov. ^P	Nov. to Dec. ^P	Dec. to Jan. ^P
Jewelry and silverware mfg - Continued								
Miscellaneous receipts.....		339910-M	-	0.3	-0.1	0.2	0.0	-
Sporting & athletic goods mfg.....	33992		-0.6	0.1	0.0	0.4	-1.0	0.0
Sporting and athletic goods mfg.....	339920		-0.6	0.1	0.0	0.4	-1.0	0.0
Primary products.....		339920-P	-0.7	0.1	0.0	0.4	-1.1	0.0
Other sporting and athletic goods.....		339920-A	1.7	0.0	0.0	0.0	1.7	0.0
Golf equipment, excluding apparel and shoes.....		339920-4	-	0.0	0.0	0.0	-	-
Playground equipment.....		339920-5	3.7	0.6	0.0	3.1	0.0	0.0
Gymnasium and exercise equipment.....		339920-7	0.0	0.0	0.0	0.0	0.0	0.0
Secondary products and miscellaneous receipts.....		339920-SM						
Secondary products.....		339920-S	2.1	1.4	0.0	0.7	0.0	0.0
Doll, toy & game mfg.....	33993		0.8	0.0	0.0	0.0	-0.3	0.0
Doll, toy, and game mfg.....	339930		0.8	0.0	0.0	0.0	-0.3	0.0
Primary products.....		339930-P	0.6	0.0	0.0	0.0	0.0	0.0
Models (operating & static), craft kits/supply, natural science kits, & collectors' miniatures.....		339930-6	-0.2	0.0	0.0	0.0	0.0	0.0
Other nonelectronic toys, including parts.....		339930-8	0.4	0.0	0.0	0.0	0.4	0.0
Secondary products and miscellaneous receipts.....		339930-SM						
Office supplies (exc paper) mfg.....	33994		1.4	0.1	-0.2	0.1	-0.1	-0.1
Office supplies, except paper, mfg.....	339940		1.4	0.1	-0.2	0.1	-0.1	-0.1
Primary products.....		339940-P	1.5	0.1	-0.2	0.2	-0.1	-0.1
Lead pencils, art goods, office supplies & small office equipment, excluding paper.....		339940-2	2.3	0.0	0.0	0.0	0.4	0.0
Marking devices.....		339940-3	1.0	0.0	0.0	0.0	0.7	0.0
Secondary products and miscellaneous receipts.....		339940-SM						
Miscellaneous receipts.....		339940-M	0.0	0.0	0.0	0.0	0.0	0.0
Secondary Products.....		339940-S	0.0	0.0	0.0	0.0	0.0	0.0
Sign mfg.....	33995		6.2	0.4	0.0	0.0	0.4	0.0
Sign mfg.....	339950		6.2	0.4	0.0	0.0	0.4	0.0
Primary products.....		339950-P	6.6	0.3	0.0	0.0	0.3	0.0
Nonelectric signs and displays, including trade show exhibits.....		339950-4	4.2	0.6	0.0	0.0	0.6	0.0
Secondary products and miscellaneous receipts.....		339950-SM						
All other misc mfg.....	33999		4.6	0.5	0.0	0.0	1.3	0.2
Gasket, packing, and sealing device mfg.....	339991		3.4	0.2	0.0	0.0	1.1	0.3
Primary products.....		339991-P	3.3	0.0	0.0	0.0	1.0	0.2
Molded packing and seals.....		339991-2	2.0	0.0	0.0	0.0	1.1	0.0
Nonmetallic gaskets and gasketing.....		339991-3	3.8	0.0	0.0	0.0	1.6	0.7
Metallic gaskets and machined seals.....		339991-7	5.1	0.0	0.0	0.0	0.0	0.0
Rotary oil seals.....		339991-9	1.6	0.0	0.0	0.0	1.6	0.0
Secondary products and miscellaneous receipts.....		339991-SM						
Miscellaneous receipts.....		339991-M	5.9	3.7	0.0	0.0	1.2	0.0
Musical instrument mfg.....	339992		3.9	0.0	1.3	0.0	0.2	0.0
Primary products.....		339992-P	3.9	0.0	1.3	0.0	0.2	0.0
Other musical instruments and parts.....		339992-7	3.7	0.0	1.5	0.0	0.2	0.0
Other electronic musical instruments, excluding electronic organs.....		339992-71	6.4	0.0	3.0	0.0	0.0	0.0
Other nonelectronic musical instruments.....		339992-72	1.7	0.0	0.0	0.0	1.2	0.0
Secondary products and miscellaneous receipts.....		339992-SM						
Miscellaneous receipts.....		339992-M	1.8	0.0	0.0	0.0	0.0	0.0
Fastener, button, needle, and pin mfg.....	339993		4.2	0.0	0.0	0.0	4.2	0.0
Primary products.....		339993-P	4.2	0.0	0.0	0.0	4.2	0.0
Fasteners, zippers, buttons, needles, pins, and buckles (except precious metal) ..		339993-0	4.2	0.0	0.0	0.0	4.2	0.0
Secondary products and miscellaneous receipts.....		339993-SM						
Broom, brush, and mop mfg.....	339994		6.7	0.0	0.0	0.0	3.9	0.9
Primary products.....		339994-P	6.8	0.0	0.0	0.0	3.9	0.9
Brooms, mops and dusters.....		339994-1	1.1	0.0	0.0	0.0	1.1	0.0
Brooms.....		339994-11	1.1	0.0	0.0	0.0	1.1	0.0
Mops and dusters, including refills.....		339994-13	1.0	0.0	0.0	0.0	1.0	0.0
Paint and varnish brushes, paint holders, pads, roller frames and rollers.....		339994-3	2.0	0.0	0.0	0.0	0.2	1.8
Paint and varnish brushes.....		339994-31	3.9	0.0	0.0	0.0	0.3	3.6
Paint holders, pads, roller frames and rollers.....		339994-32	0.3	0.0	0.0	0.0	0.2	0.1
Other types of brushes.....		339994-5	11.0	0.0	0.0	0.0	6.3	1.1

See footnotes at end of table.

Table 12. Producer price index percentage changes for the net output of selected industries and their products, not seasonally adjusted — Continued
 [February 2025]

Title ¹	Industry code	Product code	Unadjusted 12-month percent change ²	Unadjusted 1-month percent change ²				
			Feb. 2024 to Feb. 2025 ^P	Sept. to Oct.	Oct. to Nov. ^P	Nov. to Dec. ^P	Dec. to Jan. ^P	Jan. to Feb. ^P
Broom, brush, and mop mfg - Continued								
All other types of brushes, except personal.....		339994-52	7.2	0.0	0.0	0.0	0.0	1.9
Secondary and miscellaneous receipts.....		339994-SM						
Burial casket mfg.....	339995		5.1	2.4	0.2	0.2	1.3	0.7
Primary products.....		339995-P	5.2	2.5	0.2	0.2	1.3	0.8
Wood burial caskets and coffins, completely lined and trimmed, adult sizes only ..		339995-4	–	0.0	0.8	0.8	2.1	0.0
Other burial caskets and coffins, including burial boxes and vaults (except concrete and stone).....		339995-5	–	1.9	0.0	0.0	1.4	4.7
Secondary products and miscellaneous receipts.....		339995-SM						
All other miscellaneous mfg.....	339999		4.9	0.8	-0.2	0.1	0.9	0.0
Primary products.....		339999-P	5.2	0.7	-0.2	0.1	1.0	0.0
Mirror and picture frames and framed pictures.....		339999-E	5.9	5.9	0.0	0.0	0.0	0.0
All other miscellaneous fabricated products, incl. fire extinguishers and umbrellas.....		339999-L	6.2	0.1	-0.3	0.1	1.2	0.1
Candles, including tapers.....		339999-5	0.6	0.0	0.0	0.0	0.7	0.0
Secondary products and miscellaneous receipts.....		339999-SM						
Secondary products.....		339999-S	0.1	0.2	0.0	0.2	-0.1	-0.8
Services industries								
Merchant wholesalers, durable goods.....	423		4.1	3.8	-3.4	0.8	3.5	0.9
Motor vehicle and parts merchant wholesalers.....	4231		1.7	10.4	-12.8	3.6	6.4	0.4
Motor vehicle and parts merchant wholesalers.....	42310		1.7	10.4	-12.8	3.6	6.4	0.4
Motor vehicle and parts merchant wholesalers.....	423100		1.7	10.4	-12.8	3.6	6.4	0.4
Primary services.....		423100-P	1.6	10.7	-13.6	2.7	8.7	-0.4
Motor vehicle and parts wholesaler services.....		423100-1	1.6	10.7	-13.6	2.7	8.7	-0.4
Furniture and home furnishing merchant wholesalers.....	4232		5.5	1.6	1.7	0.2	2.1	0.7
Furniture and home furnishing merchant wholesalers.....	42320		5.5	1.6	1.7	0.2	2.1	0.7
Furniture and home furnishing merchant wholesalers.....	423200		5.5	1.6	1.7	0.2	2.1	0.7
Primary services.....		423200-P	5.5	1.6	1.7	0.2	2.1	0.7
Furniture and home furnishing wholesaler services.....		423200-1	5.5	1.6	1.7	0.2	2.1	0.7
Lumber and other construction materials merchant wholesalers.....	4233		0.6	-0.5	-0.2	-1.7	-1.1	1.5
Lumber and other construction materials merchant wholesalers.....	42330		0.6	-0.5	-0.2	-1.7	-1.1	1.5
Lumber and other construction materials merchant wholesalers.....	423300		0.8	-0.5	-0.2	-1.7	-1.1	1.4
Primary services.....		423300-P	0.4	-0.5	-0.2	-1.8	-1.1	1.5
Lumber and other construction material wholesaler services.....		423300-1	0.4	-0.5	-0.2	-1.8	-1.1	1.5
Other receipts.....		423300-SM	15.8	-0.2	2.4	0.0	0.7	0.0
Professional and commercial equipment and supplies merchant wholesalers.....	4234		1.5	0.3	1.4	3.1	2.5	0.3
Professional and commercial equipment and supplies merchant wholesalers.....	42340		1.5	0.3	1.4	3.1	2.5	0.3
Professional and commercial equipment and supplies merchant wholesalers.....	423400		1.5	0.3	1.4	3.1	2.5	0.3
Primary services.....		423400-P	1.3	0.9	1.3	4.0	1.8	0.3
Professional and commercial equipment and supplies wholesaler services.....		423400-1	1.3	0.9	1.3	4.0	1.8	0.3
Wholesaling of new and used computer equipment.....		423400-11	5.7	3.2	2.8	9.1	2.5	0.0
Wholesaling of surgical, medical, dental, and hospital equipment and supplies...		423400-12	–	0.0	0.3	0.7	0.9	0.9
Wholesaling of other professional equipment and supplies and all other goods...		423400-13	2.3	-1.3	0.3	0.8	1.9	-0.1
Other receipts.....		423400-SM	2.2	–	–	–	–	0.0
Metal and mineral (except petroleum) merchant wholesalers.....	4235		-15.1	2.7	-4.9	2.4	-5.3	1.2
Metal and mineral (except petroleum) merchant wholesalers.....	42350		-15.1	2.7	-4.9	2.4	-5.3	1.2
Metal and mineral (except petroleum) merchant wholesalers.....	423500		-15.1	2.7	-4.9	2.4	-5.3	1.2
Primary services.....		423500-P	-15.2	2.8	-5.0	2.5	-5.7	1.3
Metals and minerals wholesaler services.....		423500-1	-15.2	2.8	-5.0	2.5	-5.7	1.3
Household appliances and electrical and electronic goods merchant wholesalers.....	4236		15.4	3.3	2.7	-2.5	5.0	2.1
Household appliances and electrical and electronic goods merchant wholesalers.....	42360		15.4	3.3	2.7	-2.5	5.0	2.1
Household appliances and electrical and electronic goods merchant wholesalers.....	423600		15.4	3.3	2.7	-2.5	5.0	2.1
Primary services.....		423600-P	15.3	3.9	3.2	-4.6	5.7	2.5
Household appliances, electrical, and electronics wholesaler services.....		423600-1	15.3	3.9	3.2	-4.6	5.7	2.5
Wholesaling of household appliances and electrical and electronic goods.....		423600-11	15.2	3.9	3.2	-4.8	6.0	2.6
Wholesaling of all other goods, except appliances and electrical and electronic goods.....		423600-12	16.1	2.4	3.1	0.6	-0.6	0.7
Hardware, plumbing and heating equipment and supplies merchant wholesalers.....	4237		-0.7	-1.6	-1.9	-2.8	0.2	0.8

See footnotes at end of table.

Table 12. Producer price index percentage changes for the net output of selected industries and their products, not seasonally adjusted — Continued
[February 2025]

Title ¹	Industry code	Product code	Unadjusted 12-month percent change ²	Unadjusted 1-month percent change ²				
			Feb. 2024 to Feb. 2025 ^P	Sept. to Oct.	Oct. to Nov. ^P	Nov. to Dec. ^P	Dec. to Jan. ^P	Jan. to Feb. ^P
Hardware, plumbing and heating equipment and supplies merchant wholesalers.	42370		-0.7	-1.6	-1.9	-2.8	0.2	0.8
Hardware, plumbing, and heating equipment and supplies merchant wholesalers.	423700		-0.7	-1.6	-1.9	-2.8	0.2	0.8
Primary services.		423700-P	-0.7	-1.6	-1.9	-2.8	0.2	0.8
Hardware, plumbing, and heating equipment and supplies wholesaler services.		423700-1	-0.7	-1.6	-1.9	-2.8	0.2	0.8
Wholesaling of hardware, plumbing, heating, and cooling equipment and supplies.		423700-11	-0.6	-1.9	-2.6	-3.3	0.3	0.9
Wholesaling of all other goods.		423700-12	-1.1	0.7	2.7	0.6	-0.8	0.1
Machinery, equipment, and supplies merchant wholesalers.	4238		5.8	1.8	-0.9	0.8	3.7	-0.2
Machinery, equipment, and supplies merchant wholesalers.	42380		5.8	1.8	-0.9	0.8	3.7	-0.2
Machinery and supply merchant wholesalers.	423800		5.8	1.8	-1.0	0.8	3.7	-0.2
Primary services.		423800-P	6.1	0.9	-1.2	1.4	4.4	-0.5
Machinery and supply wholesaler services.		423800-1	6.1	0.9	-1.2	1.4	4.4	-0.5
Wholesaling of machinery and equipment.		423800-11	5.7	-1.1	-1.1	2.2	3.4	0.0
Wholesaling of parts, supplies, and all other goods.		423800-12	6.7	3.8	-1.3	0.2	5.8	-1.2
Other receipts.		423800-SM	4.0	6.1	0.0	-1.7	0.2	1.3
Miscellaneous durable goods merchant wholesalers (except materials recyclers).	4239		7.1	1.3	-6.1	0.9	3.4	3.4
Miscellaneous durable goods merchant wholesalers (except materials recyclers).	42390		7.1	1.3	-6.1	0.9	3.4	3.4
Miscellaneous durable goods, except recyclable material, merchant wholesalers.	423900		7.1	1.3	-6.1	0.9	3.3	3.4
Primary services.		423900-P	7.0	1.3	-6.3	0.9	3.4	3.5
Miscellaneous durable goods wholesaler services.		423900-1	7.0	1.3	-6.3	0.9	3.4	3.5
Merchant wholesalers, nondurable goods.	424		3.5	-0.7	2.1	-0.5	-1.3	-0.2
Paper and paper product merchant wholesalers.	4241		-2.8	1.0	-1.6	0.6	-0.1	-0.7
Paper and paper product merchant wholesalers.	42410		-2.8	1.0	-1.6	0.6	-0.1	-0.7
Paper and paper product merchant wholesalers.	424100		-2.9	1.0	-1.6	0.6	-0.1	-0.7
Primary services.		424100-P	-2.9	1.0	-1.6	0.7	-0.1	-0.7
Paper wholesaler services.		424100-1	-2.9	1.0	-1.6	0.7	-0.1	-0.7
Wholesaling of paper and paper products.		424100-11	-2.4	1.2	-1.6	1.3	-0.3	-0.8
Wholesaling of all other goods, except paper and paper products.		424100-12	-6.7	-0.1	-2.3	-3.9	1.5	0.3
Drugs and druggists' sundries merchant wholesalers.	4242		-5.8	-2.6	6.4	-3.0	-5.0	-1.9
Drugs and druggists' sundries merchant wholesalers.	42420		-5.8	-2.6	6.4	-3.0	-5.0	-1.9
Drugs and druggists' sundries merchant wholesalers.	424200		-5.8	-2.6	6.4	-3.0	-5.0	-1.9
Primary products.		424200-P	-5.8	-2.6	6.4	-3.0	-5.0	-1.9
Wholesaling of pharmaceuticals.		424200-1	-8.0	-3.1	7.7	-1.9	-9.8	-3.7
Wholesaling of all other goods, except pharmaceuticals.		424200-2	-3.0	-2.0	4.4	-4.5	2.1	0.5
Apparel and piece goods merchant wholesalers.	4243		1.0	2.5	-2.0	-3.0	-2.2	-1.9
Apparel and piece goods merchant wholesalers.	42430		1.0	2.5	-2.0	-3.0	-2.2	-1.9
Apparel and piece goods merchant wholesalers.	424300		1.0	2.5	-2.0	-3.0	-2.2	-1.9
Primary services.		424300-P	1.0	2.5	-2.0	-3.0	-2.2	-1.9
Apparel wholesaler services.		424300-1	1.0	2.5	-2.0	-3.0	-2.2	-1.9
Wholesaling of apparel.		424300-11	-1.3	1.9	-0.9	-3.7	-3.5	-3.7
Wholesaling of footwear, accessories, and all other goods, except apparel.		424300-12	8.2	4.2	-5.3	-0.9	1.9	3.4
Other receipts.		424300-SM	-	-	-2.8	-0.6	-0.8	0.2
Grocery and related product merchant wholesalers.	4244		13.8	-0.2	0.7	1.3	-0.7	0.6
Grocery and related product merchant wholesalers.	42440		13.8	-0.2	0.7	1.3	-0.7	0.6
Grocery and related product merchant wholesalers.	424400		13.8	-0.2	0.7	1.3	-0.7	0.6
Primary services.		424400-P	13.9	-0.2	0.7	1.3	-0.7	0.6
Grocery and related product wholesaler services.		424400-1	13.9	-0.2	0.7	1.3	-0.7	0.6
Wholesaling of fresh meat, seafood, dairy, and fruits and vegetables.		424400-11	5.2	2.0	1.4	-1.0	0.7	-2.9
Wholesaling of packaged frozen and canned foods.		424400-12	3.0	-0.1	0.7	1.5	0.4	1.0
Wholesaling of baked goods, non-alcoholic beverages, and all other groceries.		424400-13	16.6	-0.5	1.0	2.5	-0.3	2.3
Wholesaling of all other goods, except groceries.		424400-14	48.8	-3.1	-1.2	2.0	-5.5	1.8
Farm product raw material merchant wholesalers.	4245		-5.1	-14.1	-5.5	-6.3	-1.4	-2.1
Farm product raw material merchant wholesalers.	42450		-5.1	-14.1	-5.5	-6.3	-1.4	-2.1
Farm product raw material merchant wholesalers.	424500		-5.1	-14.1	-5.5	-6.3	-1.4	-2.1
Primary services.		424500-P	-4.9	-14.7	-5.8	-6.7	-1.6	-2.3
Farm product raw material wholesaler services.		424500-1	-4.9	-14.7	-5.8	-6.7	-1.6	-2.3
Wholesaling of grain and field beans.		424500-11	-6.2	-19.7	-11.9	-13.5	-0.3	-0.2

See footnotes at end of table.

Table 12. Producer price index percentage changes for the net output of selected industries and their products, not seasonally adjusted — Continued
 [February 2025]

Title ¹	Industry code	Product code	Unadjusted 12-month percent change ²	Unadjusted 1-month percent change ²				
				Feb. 2024 to Feb. 2025 ^P	Sept. to Oct.	Oct. to Nov. ^P	Nov. to Dec. ^P	Dec. to Jan. ^P
Farm product raw material merchant wholesalers - Continued								
Wholesaling of all other goods.....		424500-13	-3.2	-5.5	3.6	2.3	-3.0	-4.6
Chemicals and allied products merchant wholesalers.....	4246		1.1	-2.7	11.1	-0.9	-3.0	-1.0
Chemicals and allied products merchant wholesalers.....	42460		1.1	-2.7	11.1	-0.9	-3.0	-1.0
Chemicals and allied products merchant wholesalers.....	424600		1.1	-2.7	11.1	-0.9	-3.0	-1.0
Primary services.....		424600-P	1.3	-2.7	11.4	-0.9	-3.0	-1.0
Wholesaling of chemicals, plastics, and allied products.....		424600-1	-2.6	-3.4	9.4	-1.2	-3.8	-1.7
Wholesaling of all other goods, except chemicals, plastics, and allied products.		424600-2	20.5	0.6	20.7	0.0	0.2	1.8
Petroleum and petroleum products merchant wholesalers.....	4247		4.4	0.9	2.2	0.6	0.7	1.0
Petroleum and petroleum products merchant wholesalers.....	42470		4.4	0.9	2.2	0.6	0.7	1.0
Petroleum and petroleum products merchant wholesalers.....	424700		4.6	0.9	2.2	0.6	0.7	1.0
Primary services.....		424700-P	3.0	0.9	2.2	0.6	0.7	1.0
Wholesaling of petroleum products.....		424700-1	3.0	0.8	1.5	0.6	1.0	1.1
Wholesaling of all other goods, except petroleum products.....		424700-2	3.7	7.7	33.6	-0.6	-10.1	0.5
Other receipts.....		424700-SM	185.7	-1.2	0.0	2.8	0.0	0.0
Beer, wine, and distilled alcoholic beverage merchant wholesalers.....	4248		5.1	1.5	-0.5	0.1	-0.6	0.6
Beer, wine, and distilled alcoholic beverage merchant wholesalers.....	42480		5.1	1.5	-0.5	0.1	-0.6	0.6
Beer, wine, and distilled alcoholic beverage merchant wholesalers.....	424800		5.1	1.5	-0.5	0.1	-0.6	0.6
Primary services.....		424800-P	5.1	1.5	-0.5	0.1	-0.6	0.6
Alcoholic beverage wholesaler services.....		424800-1	5.1	1.5	-0.5	0.1	-0.6	0.6
Wholesaling of beer, wine, and distilled alcoholic beverages.....		424800-11	4.9	1.5	-0.5	0.0	-0.6	0.6
Wholesaling of all other goods, except alcoholic beverages.....		424800-12	10.9	2.8	-0.2	2.4	1.1	0.6
Miscellaneous nondurable goods merchant wholesalers.....	4249		1.4	0.9	0.0	-0.8	0.1	-1.0
Miscellaneous nondurable goods merchant wholesalers.....	42490		1.4	0.9	0.0	-0.8	0.1	-1.0
Miscellaneous nondurable goods merchant wholesalers.....	424900		1.4	0.9	0.0	-0.8	0.1	-1.0
Primary services.....		424900-P	1.5	1.0	0.0	-0.8	0.1	-1.0
Miscellaneous nondurable good wholesaler services.....		424900-1	1.5	1.0	0.0	-0.8	0.1	-1.0
Material recyclers.....	429930		2.0	-0.5	-0.9	-2.6	4.1	8.5
Primary products.....		429930-P	-0.5	-0.4	-0.9	-3.0	4.6	8.2
Ferrous metal scrap.....		429930-1	0.6	2.0	0.3	-2.6	5.8	10.9
Carbon steel scrap.....		429930-11	0.2	2.2	0.3	-2.9	6.3	11.8
Heavy melting scrap.....		429930-111	1.4	-1.0	2.6	-2.8	7.7	13.0
Carbon steel scrap bundles.....		429930-112	-2.1	3.5	-0.6	-3.6	5.2	9.7
Shredded carbon steel scrap.....		429930-113	-3.7	2.6	0.2	-2.9	5.4	10.6
Cut plate and structural scrap.....		429930-114	2.7	6.4	-2.8	-2.9	5.5	10.7
Stainless and alloy steel scrap.....		429930-12	2.4	0.0	0.9	-0.9	-0.2	0.0
Cast iron scrap.....		429930-13	-	-1.5	0.6	1.5	5.7	7.3
Nonferrous metal scrap.....		429930-2	18.9	4.3	-1.3	1.6	0.3	2.8
Copper base scrap.....		429930-21	14.9	5.0	-4.3	2.0	0.5	3.5
No 1 copper wire, heavy.....		429930-211	18.5	4.6	-5.3	3.0	1.1	5.3
No 2 copper wire, mixed.....		429930-212	15.1	6.3	-4.2	0.1	0.8	2.6
Yellow brass scrap.....		429930-213	-	5.0	-1.4	1.0	-1.4	-
Used beverage can scrap.....		429930-223	56.8	5.9	4.8	1.4	1.4	2.6
Other nonferrous scrap (including lead, zinc and precious metals).....		429930-23	24.4	1.9	-3.1	2.8	-1.7	5.3
Recyclable paper.....		429930-3	-	-13.4	-7.3	-9.2	2.4	-
News and other low grade recyclable paper.....		429930-31	-	-	-	-11.4	0.0	-
Corrugated recyclable paper.....		429930-33	-	-12.0	-5.8	-9.7	4.0	-
High grade recyclable paper (including pulp substitutes and deinking).....		429930-34	-	-17.6	-12.8	-7.1	-0.7	-
Recyclable materials, excluding metals and paper.....		429930-4	-	0.2	0.7	-0.9	2.7	-
Recyclable plastics.....		429930-42	-	1.3	4.5	-5.7	2.6	-
Other receipts.....		429930-SM1						
Motor vehicle and parts dealers.....	441		-2.5	0.6	-0.3	0.6	-0.9	-1.9
Automobile dealers.....	4411		-4.7	0.5	-0.3	-0.4	-1.0	-1.6
New car dealers.....	44111		-4.7	0.5	-0.3	-0.4	-1.0	-1.6
New car dealers.....	441110		-6.3	0.5	-0.5	-0.4	-1.0	-1.9
Primary services.....		441110-P	-10.0	0.4	-1.2	-0.5	-1.0	-2.5
Vehicle sales.....		441110-1	-18.8	0.4	-2.5	-0.9	-2.6	-4.2
New vehicle sales.....		441110-101	-21.5	1.6	-2.3	-0.7	-3.2	-5.2
Used vehicle sales.....		441110-102	-5.3	-4.9	-3.4	-1.7	0.0	0.0

See footnotes at end of table.

Table 12. Producer price index percentage changes for the net output of selected industries and their products, not seasonally adjusted — Continued
 [February 2025]

Title ¹	Industry code	Product code	Unadjusted 12-month percent change ²	Unadjusted 1-month percent change ²					
				Feb. 2024 to Feb. 2025 ^P	Sept. to Oct.	Oct. to Nov. ^P	Nov. to Dec. ^P	Dec. to Jan. ^P	Jan. to Feb. ^P
New car dealers - Continued									
Service labor and parts.....		441110-2	7.1	0.4	1.1	0.1	1.5	0.3	
Other receipts.....		441110-SM	6.6	0.8	1.5	-0.3	-1.0	0.0	
Recreational vehicle dealers.....	44121		6.7	-5.1	0.4	8.4	1.0	-0.1	
Recreational vehicle dealers.....	441210		6.7	-5.1	0.4	8.4	1.0	-0.1	
Primary services.....		441210-P	7.3	-5.6	0.3	9.4	1.3	-0.1	
Recreational vehicle dealer services.....		441210-1	7.3	-5.6	0.3	9.4	1.3	-0.1	
Boat dealers.....	441222		15.4	9.7	-5.7	7.2	0.7	0.0	
Primary services.....		441222-P	16.0	10.9	-6.3	8.0	-0.1	0.0	
Boat dealer services.....		441222-1	16.0	10.9	-6.3	8.0	-0.1	0.0	
Other receipts.....		441222-SM3	-	0.0	0.0	0.0	8.2	-	
Automotive parts, accessories and tire retailers.....	4413		-1.1	0.0	0.5	0.9	-1.4	-3.2	
Automotive parts and accessories retailers.....	44133		-1.5	-0.1	1.4	0.6	0.0	-4.6	
Automotive parts and accessories retailers.....	441330		-1.5	-0.1	1.4	0.6	0.0	-4.6	
Primary services.....		441330-P	-1.5	-0.1	1.4	0.6	0.0	-4.6	
Automotive parts and accessories store services, in-store retailing.....		441330-A	-1.5	-0.1	1.4	0.6	0.0	-4.6	
Tire dealers.....	44134		-0.1	0.2	-1.2	1.5	-4.1	-0.3	
Tire dealers.....	441340		-0.1	0.2	-1.2	1.5	-4.1	-0.3	
Primary services.....		441340-P	-0.1	0.2	-1.2	1.5	-4.1	-0.3	
Tire dealer services, in-store retailing.....		441340-A	-0.1	0.2	-1.2	1.5	-4.1	-0.3	
Building material & garden supply retailers.....	444		3.2	0.1	-1.0	0.8	0.5	1.2	
Building material and supplies dealers.....	4441		2.5	-0.1	-1.2	0.9	0.9	1.3	
Building material and supplies dealers.....	44410		2.5	-0.1	-1.2	0.9	0.9	1.3	
Building materials and supplies dealers.....	444100		2.5	-0.1	-1.2	0.9	0.9	1.3	
Primary services.....		444100-P	2.5	-0.1	-1.2	0.9	0.9	1.3	
Building materials and supplies dealer services, in-store retailing.....		444100-A	2.2	0.1	-1.5	1.5	1.5	0.0	
Retailing of building materials, paint, and hardware.....		444100-A1	3.2	-0.5	-1.3	2.4	1.2	0.8	
Retailing of all other goods.....		444100-A2	-1.2	2.3	-2.0	-1.7	2.5	-3.0	
Lawn and garden equip and supplies retailers.....	4442		6.7	1.1	0.2	0.0	-1.5	0.8	
Nursery, garden, and farm supply retailers.....	44424		6.7	1.1	0.2	0.0	-1.5	0.8	
Nursery, garden, and farm supply retailers.....	444240		6.7	1.1	0.2	0.0	-1.5	0.8	
Primary services.....		444240-P	6.7	1.1	0.2	0.0	-1.5	0.8	
Nursery, garden center, and farm supply store services, in-store retailing.....		444240-A	6.7	1.1	0.2	0.0	-1.5	0.8	
Food and beverage retailers.....	445		4.8	0.5	0.0	-0.3	4.9	-0.2	
Grocery retailers.....	4451		6.5	1.1	-0.2	-0.7	5.6	0.3	
Grocery (except convenience) retailers.....	44511		6.5	1.1	-0.2	-0.7	5.6	0.3	
Supermarkets and other grocery stores.....	445110		6.5	1.1	-0.2	-0.7	5.6	0.3	
Primary services.....		445110-P	6.5	1.1	-0.2	-0.7	5.6	0.3	
Supermarket and other grocery store services.....		445110-3	6.5	1.1	-0.2	-0.7	5.6	0.3	
Retailing of food and beverage products.....		445110-32	7.2	1.1	0.2	-0.9	6.5	0.4	
Retailing of fresh meats.....		445110-321	-4.4	1.3	1.2	-7.4	7.6	-5.0	
Retailing of fresh fruits and vegetables.....		445110-322	1.2	0.1	-1.2	-0.7	2.7	-0.6	
Retailing of bakery products.....		445110-323	7.9	-2.5	2.5	3.1	-3.4	1.2	
Retailing of dairy products.....		445110-324	11.4	2.9	-1.6	5.7	0.6	3.4	
Retailing of deli products.....		445110-325	-2.2	0.9	0.1	-0.2	0.6	0.2	
Retailing of frozen food products.....		445110-326	-3.0	1.0	0.5	0.5	-5.3	2.4	
Retailing of alcoholic beverages.....		445110-327	3.3	-0.3	2.5	2.9	0.9	-1.2	
Retailing of all other food and beverage products.....		445110-328	17.3	1.4	0.0	-0.9	13.3	1.8	
Retailing of nonfood products.....		445110-33	3.3	1.1	-2.0	0.4	1.0	-0.1	
Retailing of cleaning and paper products.....		445110-331	1.0	1.3	-4.3	-3.5	5.3	-1.4	
Retailing of health and beauty products.....		445110-332	6.0	1.6	-1.0	-0.2	0.8	-0.2	
Retailing of all other nonfood products.....		445110-333	1.4	0.4	-2.1	2.8	-0.7	0.7	
Specialty food retailers.....	4452		-8.4	-1.8	0.8	3.8	0.5	-3.8	
Specialty food retailers.....	445200		-8.4	-1.8	0.8	3.8	0.5	-3.8	
Primary services.....		445200-P	-8.4	-1.9	0.8	3.8	0.5	-3.8	
Specialty food retailer services, in-store retailing.....		445200-A	-8.4	-1.9	0.8	3.8	0.5	-3.8	
Meat retailers, in-store retailing.....		445200-A1	-	-	0.5	4.0	0.5	-1.1	
Fruit and vegetable retailers, in-store retailing.....		445200-A3	-	-	-4.5	8.8	1.5	-3.0	

See footnotes at end of table.

Table 12. Producer price index percentage changes for the net output of selected industries and their products, not seasonally adjusted — Continued
 [February 2025]

Title ¹	Industry code	Product code	Unadjusted 12-month percent change ²	Unadjusted 1-month percent change ²				
			Feb. 2024 to Feb. 2025 ^P	Sept. to Oct.	Oct. to Nov. ^P	Nov. to Dec. ^P	Dec. to Jan. ^P	Jan. to Feb. ^P
Specialty food retailers - Continued								
Other specialty food retailers, in-store retailing.....		445200-A4	-	-	0.6	2.3	0.3	0.6
Beer, wine, and liquor retailers.....	4453		-2.0	-3.3	1.3	1.0	2.0	-2.7
Beer, wine, and liquor retailers.....	44532		-2.0	-3.3	1.3	1.0	2.0	-2.7
Beer, wine, and liquor retailers.....	445320		-2.0	-3.3	1.3	1.0	2.0	-2.7
Primary services.....		445320-P	-2.0	-3.3	1.3	1.0	2.0	-2.7
Beer, wine, and liquor retailer services, in-store retailing.....		445320-A	-2.0	-3.3	1.3	1.0	2.0	-2.7
Retailing of beer, wine, and liquor.....		445320-A1	-2.2	-3.9	1.4	1.2	2.3	-3.3
Retailing of all other goods and sales of prepared foods.....		445320-A2	-0.9	0.1	0.8	-0.1	0.9	0.5
Furniture, home furnishings, electronics, and appliance retailers.....	449		-7.8	-2.9	-2.5	-0.3	-1.5	0.5
Furniture and Home Furnishings Retailers.....	4491		-9.2	-4.9	-3.0	0.8	-2.2	0.2
Furniture retailers.....	44911		-12.5	-6.7	-4.2	1.0	-3.0	0.4
Furniture retailers.....	449110		-12.5	-6.7	-4.2	1.0	-3.0	0.4
Primary services.....		449110-P	-12.9	-6.8	-4.4	0.9	-3.0	0.4
Furniture retailer services, in-store retailing.....		449110-A	-12.9	-6.8	-4.4	0.9	-3.0	0.4
Other receipts.....		449110-SM	-1.5	-4.3	1.0	2.6	-2.4	-0.2
Floor covering retailers.....	44912		-0.2	-0.1	0.0	0.4	-0.1	0.0
Floor covering retailers.....	449121		-0.2	-0.1	0.0	0.4	-0.1	0.0
Primary services.....		449121-P	-0.2	-0.1	0.0	0.4	-0.1	0.0
Floor covering retailer services, in-store retailing.....		449121-A	-0.2	-0.1	0.0	0.4	-0.1	0.0
Electronics and appliance retailers.....	4492		-5.3	1.0	-1.6	-2.3	-0.3	0.8
Electronics and appliance retailers.....	44921		-5.3	1.0	-1.6	-2.3	-0.3	0.8
Electronics and appliance retailers.....	449210		-5.3	1.0	-1.6	-2.3	-0.3	0.8
Primary products.....		449210-P	-5.3	1.0	-1.6	-2.3	-0.3	0.8
Electronics and appliance retailers services, in-store retailing.....		449210-A	-2.0	0.8	-1.9	-3.3	-0.2	1.1
Retailing of entertainment and communication products.....		449210-A1	-2.4	-1.4	-1.8	0.1	0.2	0.2
Retailing of computers, hardware, software, and supplies.....		449210-A2	2.0	4.9	-3.4	-3.6	0.2	3.2
Retailing of major household appliances.....		449210-A3	1.4	3.9	0.5	-0.4	2.1	0.0
Retailing of all other goods.....		449210-A4	-9.4	-2.5	1.0	-9.8	-1.9	-1.0
Electronic and appliance retailers services, online retailing.....		449210-B	-	1.5	-0.9	0.2	-0.7	-
General merchandise retailers.....	455		3.5	1.7	-2.4	1.3	2.4	-0.8
Department stores.....	4551		-0.5	0.0	-10.4	4.7	14.2	-1.2
Department stores.....	45511		-0.5	0.0	-10.4	4.7	14.2	-1.2
Department stores.....	455110		-0.5	0.0	-10.4	4.7	14.2	-1.2
Primary services.....		455110-P	-0.5	0.0	-10.4	4.7	14.2	-1.2
Department store services, in-store retailing.....		455110-A	-0.3	3.0	-9.3	5.2	6.5	0.5
Retailing of apparel.....		455110-A1	-11.9	-1.0	-13.2	16.6	-8.4	-7.1
Retailing of all other goods.....		455110-A2	6.8	5.8	-6.7	-1.7	17.2	4.8
Department store services, online retailing.....		455110-B	-0.5	-6.1	-12.9	3.5	32.4	-4.5
Other general merchandise retailers.....	4552		4.3	2.0	-1.1	0.7	0.6	-0.7
Other general merchandise retailers.....	45521		4.3	2.0	-1.1	0.7	0.6	-0.7
Warehouse clubs, supercenters, and other general merchandise retailers.....	455210		4.3	2.0	-1.1	0.7	0.6	-0.7
Primary services.....		455210-P	4.3	2.0	-1.1	0.7	0.6	-0.7
Warehouse clubs, supercenters, and other general merch. retailer services, in-store retailing.....		455210-A	2.4	4.3	-2.2	1.6	1.2	-1.5
Warehouse clubs and supercenters.....		455210-A1	2.7	4.9	-2.6	1.8	1.4	-1.7
All other general merchandise stores.....		455210-A2	0.1	-0.6	0.6	0.0	0.0	0.0
Health and personal care retailers.....	456		-2.1	-0.7	-0.1	-0.6	0.5	0.2
Health and personal care retailers.....	4561		-2.1	-0.7	-0.1	-0.6	0.5	0.2
Pharmacies and drug retailers.....	45611		-2.2	-0.8	-0.2	-0.4	0.5	0.2
Pharmacies and drug retailers.....	456110		-2.2	-0.8	-0.2	-0.4	0.5	0.2
Primary services.....		456110-P	-2.2	-0.8	-0.2	-0.4	0.5	0.2
Pharmacy and drug retailer services, in-store retailing.....		456110-A	-1.8	1.2	-0.3	-0.6	0.8	-0.2
Retailing of prescription drugs.....		456110-A1	-4.1	0.9	0.0	-1.1	2.2	-0.3
Retailing of over-the-counter drugs and all other goods.....		456110-A2	3.9	1.6	-0.9	0.5	-2.3	0.0
Retailing of over-the-counter drugs.....		456110-A21	1.1	0.0	4.6	0.0	-0.7	0.0
Retailing of all other goods.....		456110-A22	4.8	2.1	-2.6	0.6	-2.8	0.0

See footnotes at end of table.

Table 12. Producer price index percentage changes for the net output of selected industries and their products, not seasonally adjusted — Continued
 [February 2025]

Title ¹	Industry code	Product code	Unadjusted 12-month percent change ²	Unadjusted 1-month percent change ²				
				Feb. 2024 to Feb. 2025 ^P	Sept. to Oct.	Oct. to Nov. ^P	Nov. to Dec. ^P	Dec. to Jan. ^P
Optical goods retailers.....	45613		-1.2	0.5	0.6	-3.1	0.6	0.0
Optical goods retailers.....	456130		-1.0	0.7	0.6	-3.0	0.6	0.0
Primary services.....		456130-P	-2.2	-0.3	0.7	-3.5	0.7	0.0
Optical goods retailer services, in-store retailing.....		456130-A	-2.2	-0.3	0.7	-3.5	0.7	0.0
Food (health) supplement retailers.....	456191		-2.5	-0.2	0.0	-0.1	0.7	-0.3
Primary services.....		456191-P	-2.5	-0.2	0.0	-0.1	0.7	-0.3
Food (health) supplement store services, in-store retailing.....		456191-A	-2.5	-0.2	0.0	-0.1	0.7	-0.3
Gasoline Stations and Fuel Dealers.....	457		8.9	-4.8	3.1	4.2	-8.5	1.7
Gasoline stations.....	4571		10.3	-5.1	3.1	5.0	-9.5	1.6
Gasoline stations.....	45710		10.3	-5.1	3.1	5.0	-9.5	1.6
Gasoline stations.....	457100		10.3	-5.1	3.1	5.0	-9.5	1.6
Primary products.....		457100-P	10.6	-5.3	3.2	5.1	-9.8	1.6
Gasoline station services.....		457100-1	10.6	-5.3	3.2	5.1	-9.8	1.6
Retailing of automotive fuels and lubricants.....		457100-11	15.6	-8.3	5.3	6.7	-12.4	1.6
Retailing of all other goods, sales of prepared foods, and repair services.....		457100-12	1.2	1.9	-1.1	1.6	-3.5	1.7
Fuel dealers.....	4572		0.8	-2.9	3.0	-1.5	-1.6	2.3
Fuel dealers.....	45721		0.8	-2.9	3.0	-1.5	-1.6	2.3
Fuel dealers.....	457210		0.8	-2.9	3.0	-1.5	-1.6	2.3
Primary services.....		457210-P	0.9	-2.9	3.0	-1.5	-1.6	2.3
Fuel Dealer Services.....		457210-1	0.9	-2.9	3.0	-1.5	-1.6	2.3
Clothing and clothing accessories retailers.....	458		-8.2	-0.9	0.1	-1.1	-7.2	1.9
Clothing retailers.....	4581		-5.2	1.0	1.4	-1.5	-10.1	3.2
Clothing retailers.....	45811		-5.2	1.0	1.4	-1.5	-10.1	3.2
Clothing and clothing accessories retailers.....	458110		-5.2	1.0	1.4	-1.5	-10.1	3.2
Primary services.....		458110-P	-5.2	1.0	1.4	-1.5	-10.1	3.2
Clothing and clothing accessories retailer services, in-store retailing.....		458110-A	-3.0	3.5	1.1	0.5	-11.9	3.3
Retailing of apparel.....		458110-A1	-2.3	2.8	1.5	3.4	-13.1	4.2
Retailing of men's apparel.....		458110-A11	0.1	-1.9	1.1	-1.5	-5.0	4.9
Retailing of women's apparel.....		458110-A12	-5.0	5.5	1.0	6.1	-15.0	3.7
Retailing of children's apparel.....		458110-A13	4.8	1.3	4.2	1.8	-19.5	5.0
Retailing of all other goods.....		458110-A2	-4.7	5.6	0.2	-7.5	-8.3	0.8
Shoe retailers.....	4582		-29.0	-9.9	-4.2	-1.2	-7.3	-0.5
Shoe retailers.....	45821		-29.0	-9.9	-4.2	-1.2	-7.3	-0.5
Shoe retailers.....	458210		-29.0	-9.9	-4.2	-1.2	-7.3	-0.5
Primary services.....		458210-P	-29.0	-9.9	-4.2	-1.2	-7.3	-0.5
Shoe retailer services, in-store retailing.....		458210-A	-29.0	-9.9	-4.2	-1.2	-7.3	-0.5
Jewelry retailers.....	4583		5.3	1.2	-0.6	0.4	3.0	-0.2
Jewelry retailers.....	45831		5.3	1.2	-0.6	0.4	3.0	-0.2
Jewelry retailers.....	458310		5.3	1.2	-0.6	0.4	3.0	-0.2
Primary services.....		458310-P	5.3	1.2	-0.6	0.4	3.0	-0.2
Jewelry retailer services, in-store retailing.....		458310-A	6.4	1.5	-0.8	0.5	3.7	-0.2
Sporting goods and hobby retailers.....	4591		5.2	10.5	-1.6	-8.0	5.4	-4.7
Sporting goods retailers.....	45911		6.1	14.1	-2.1	-10.6	8.8	-6.4
Sporting goods retailers.....	459110		6.1	14.1	-2.1	-10.6	8.8	-6.4
Primary services.....		459110-P	6.2	14.4	-2.2	-10.8	9.0	-6.5
Sporting goods store services, in-store retailing.....		459110-A	8.1	20.1	-2.9	-14.5	12.6	-8.8
Retailing of sporting goods.....		459110-A1	0.8	3.3	1.1	-6.2	8.9	0.8
Retailing of all other goods.....		459110-A2	-	42.9	-6.8	-23.4	17.3	-20.4
Hobby, toy, and game retailers.....	45912		2.6	1.0	0.0	0.0	-3.7	0.5
Hobby, toy, and game retailers.....	459120		2.6	1.0	0.0	0.0	-3.7	0.5
Primary services.....		459120-P	2.6	1.0	0.0	0.0	-3.7	0.5
Hobby, toy, and game store services, in-store retailing.....		459120-A	0.8	0.2	0.0	0.0	0.0	0.7
Retailing of hobby and craft goods, toys, and games (including video games), in-store retailing.....		459120-A1	0.2	0.3	0.0	0.0	0.0	0.0
Retailing of all other goods, in-store retailing.....		459120-A2	1.8	0.0	0.0	0.0	0.0	1.8
Hobby, toy, and game store services, online retailing.....		459120-B	-	-	-	-	-	-

See footnotes at end of table.

Table 12. Producer price index percentage changes for the net output of selected industries and their products, not seasonally adjusted — Continued
 [February 2025]

Title ¹	Industry code	Product code	Unadjusted 12-month percent change ²	Unadjusted 1-month percent change ²				
				Feb. 2024 to Feb. 2025 ^P	Sept. to Oct.	Oct. to Nov. ^P	Nov. to Dec. ^P	Dec. to Jan. ^P
Hobby, toy, and game retailers - Continued								
Retailing of hobby and craft goods, toys, and games (including video games), online retailing.....		459120-B1	-	-	-	-	-	0.0
Book retailers and news dealers.....	4592		-0.2	-0.6	1.2	-0.4	-0.7	0.0
Book retailers and news dealers.....	45921		-0.2	-0.6	1.2	-0.4	-0.7	0.0
Book retailers and news dealers.....	459210		-0.2	-0.6	1.2	-0.4	-0.7	0.0
Primary services.....		459210-P	-0.2	-0.6	1.2	-0.4	-0.7	0.0
Book retailer and news dealer services, in-store retailing.....		459210-A	-0.3	-0.9	1.5	-0.5	-1.0	0.0
Retailing of books.....		459210-A1	0.0	-0.9	2.1	-0.7	-1.3	0.0
Retailing of all other goods.....		459210-A2	-1.0	-0.6	0.0	0.0	0.0	0.0
Office supplies, stationery, and gift retailers.....	4594		0.6	0.2	0.2	0.0	-0.4	0.0
Office supplies, stationery, and gift retailers.....	45940		0.6	0.2	0.2	0.0	-0.4	0.0
Office supplies, stationery, and gift retailers.....	459400		0.6	0.2	0.2	0.0	-0.4	0.0
Primary services.....		459400-P	0.6	0.2	0.2	0.0	-0.4	0.0
Office supplies, stationery, and gift retailer services, in-store retailing.....		459400-A	0.7	0.3	0.3	0.0	-0.6	0.0
Air transportation.....	481		1.8	7.0	-3.5	7.1	-1.4	-1.3
Scheduled air transportation.....	4811		1.7	7.9	-3.9	7.8	-1.7	-1.5
Scheduled air transportation.....	48111		1.7	7.9	-3.9	7.8	-1.7	-1.5
Scheduled passenger air transportation.....	481111		1.8	8.1	-4.0	8.1	-1.7	-1.5
Primary services.....		481111-P	1.8	8.1	-4.0	8.1	-1.7	-1.5
Domestic.....		481111-1	0.7	7.8	-3.1	6.3	-3.6	1.0
Domestic first class, including business.....		481111-101	1.3	11.6	-6.2	4.2	-2.2	8.4
Domestic coach.....		481111-102	0.7	7.5	-2.9	6.5	-3.7	0.3
International.....		481111-2	5.0	9.0	-6.7	13.6	3.6	-7.9
International first class, including business.....		481111-201	-8.0	12.9	-4.6	5.5	6.5	-5.7
International coach.....		481111-202	6.8	8.6	-7.0	14.6	3.3	-8.1
Scheduled freight air transportation.....	481112		-1.8	3.1	1.1	0.6	-1.3	-1.8
Primary services.....		481112-P	1.8	4.8	0.5	1.5	-2.6	-2.7
Scheduled freight air transportation services.....		481112-1	2.4	5.3	0.5	1.6	-2.7	-2.8
Domestic scheduled freight air transportation services.....		481112-101	-1.2	0.2	1.5	1.6	5.6	-6.5
International scheduled freight air transportation services.....		481112-102	5.6	9.5	-0.3	1.6	-9.1	0.6
Scheduled mail air transportation services.....		481112-2	-8.4	-4.5	0.6	-0.6	-0.2	-0.5
Nonscheduled air transportation.....	4812		3.4	-0.2	0.1	0.4	1.8	0.0
Nonscheduled air transportation.....	48121		3.4	-0.2	0.1	0.4	1.8	0.0
Nonscheduled air passenger chartering.....	481211		4.2	-0.3	0.7	0.0	2.7	0.0
Primary services.....		481211-P	4.5	-0.4	0.8	0.0	3.0	0.0
Domestic nonscheduled air passenger services.....		481211-1	3.8	-0.5	0.9	0.0	2.0	0.0
International nonscheduled air passenger services.....		481211-2	7.8	0.0	0.0	0.0	7.2	0.0
Nonscheduled air freight chartering.....	481212		1.5	0.2	-1.3	1.5	-0.4	0.0
Primary services.....		481212-P	1.4	0.5	-1.3	1.2	-0.7	0.0
Domestic nonscheduled air freight services.....		481212-1	-1.2	0.0	-1.5	0.5	0.0	0.0
International nonscheduled air freight services.....		481212-2	6.5	1.4	-0.9	2.3	-2.0	0.0
Other receipts.....		481212-SM	-	-6.3	-3.0	10.3	8.6	0.0
Rail transportation.....	482		2.9	-0.1	-0.1	0.1	1.4	0.0
Rail transportation.....	4821		2.9	-0.1	-0.1	0.1	1.4	0.0
Rail transportation.....	48211		2.9	-0.1	-0.1	0.1	1.4	0.0
Line-haul railroads.....	482111		2.9	-0.1	-0.1	0.1	1.4	0.0
Primary services.....		482111-P	2.9	-0.1	-0.1	0.1	1.4	0.0
Freight rail transportation.....		482111-4	3.0	-0.2	-0.1	0.1	1.4	0.0
Carload freight rail transportation.....		482111-411	3.6	0.2	-0.3	0.2	1.6	0.0
Carload rail transportation of farm products.....		482111-41101	-	-	-	-	-	0.0
Carload rail transportation of coal.....		482111-41102	-	-	-	-	-	0.1
Carload rail transportation of nonmetallic ores, minerals, excluding fuels.....		482111-41103	-	-	-	-	-	0.1
Carload rail transportation of food and kindred products.....		482111-41104	-	-	-	-	-	0.0
Carload rail transportation of lumber or wood products, excluding furniture....		482111-41105	-	-	-	-	-	0.0
Carload rail transportation of pulp, paper, or allied products.....		482111-41106	-	-	-	-	-	0.0
Carload rail transportation of petroleum or coal products.....		482111-41107	-	-	-	-	-	0.0
Carload rail transportation of clay, concrete, glass, or stone products.....		482111-41108	-	-	-	-	-	0.0
Carload rail transportation of primary metal products.....		482111-41109	-	-	-	-	-	0.0

See footnotes at end of table.

Table 12. Producer price index percentage changes for the net output of selected industries and their products, not seasonally adjusted — Continued
 [February 2025]

Title ¹	Industry code	Product code	Unadjusted 12-month percent change ²	Unadjusted 1-month percent change ²				
				Feb. 2024 to Feb. 2025 ^P	Sept. to Oct.	Oct. to Nov. ^P	Nov. to Dec. ^P	Dec. to Jan. ^P
Line-haul railroads - Continued								
Carload rail transportation of transportation equipment.....		482111-41110	-	-	-	-	-	-0.2
Carload rail transportation of all other carload rail transportation.....		482111-41111	-	-	-	-	-	0.0
Intermodal freight rail transportation.....		482111-412	0.3	-1.8	0.6	-0.2	0.5	0.1
Passenger rail transportation.....		482111-5	0.0	0.0	0.0	0.0	0.0	0.0
Passenger rail coach service.....		482111-506	0.0	0.0	0.0	0.0	0.0	0.0
All other passenger rail service classes.....		482111-507	0.0	0.0	0.0	0.0	0.0	0.0
Water transportation.....	483		1.2	-0.6	-1.2	-0.4	-0.4	2.0
Deep sea freight transportation.....	483111		-1.8	-1.2	-3.2	-0.6	-2.4	4.7
Primary services.....		483111-P	-1.8	-1.2	-3.2	-0.6	-2.4	4.7
Deep sea freight transportation services.....		483111-5	-1.8	-1.2	-3.2	-0.6	-2.4	4.7
Coastal and Great Lakes freight transport.....	483113		3.3	0.1	-0.1	-0.1	1.2	0.4
Primary services.....		483113-P	3.3	0.1	-0.1	-0.1	1.1	0.4
Coastal and intercoastal freight transportation.....		483113-1	3.7	0.4	0.1	-0.1	0.8	0.1
Great Lakes - St. Lawrence Seaway freight transportation.....		483113-2	3.1	-0.3	0.2	0.0	0.2	0.0
Coastal and intercoastal towing transportation.....		483113-3	2.1	-0.3	-0.5	-0.3	2.5	1.4
Inland water transportation.....	4832		3.2	-1.2	0.7	-0.8	0.2	0.2
Inland water transportation.....	48321		3.2	-1.2	0.7	-0.8	0.2	0.2
Inland water freight transportation.....	483211		3.2	-1.2	0.7	-0.8	0.2	0.2
Primary services.....		483211-P	3.3	-1.2	0.7	-0.8	0.2	0.2
Inland water freight transportation services.....		483211-3	3.3	-1.2	0.7	-0.8	0.2	0.2
Truck transportation.....	484		2.1	-1.5	-1.4	2.7	3.3	0.0
General freight trucking.....	4841		2.5	-2.0	-1.8	3.6	4.4	0.0
General freight trucking, local.....	48411		1.0	-0.2	0.0	-0.3	0.0	0.0
General freight trucking, local.....	484110		1.0	-0.2	0.0	-0.3	0.0	0.0
Primary services.....		484110-P	1.7	-0.4	0.0	0.2	0.0	0.0
General freight trucking services, local.....		484110-1	1.7	-0.4	0.0	0.2	0.0	0.0
General freight trucking, local, truckload.....		484110-15	-	-0.1	0.1	0.2	0.0	-
General freight trucking, local, less than truckload.....		484110-16	-	-0.9	-0.1	0.0	0.0	-
General freight trucking, long-distance.....	48412		2.9	-2.5	-2.3	4.8	5.7	0.0
General freight trucking, long-distance TL.....	484121		1.5	-3.6	-3.4	7.1	5.7	-0.3
Primary services.....		484121-P	0.9	0.3	0.7	1.7	-1.3	-0.4
General freight trucking, long-distance, truckload.....		484121-2	0.9	0.3	0.7	1.7	-1.3	-0.4
General freight trucking, long-distance LTL.....	484122		6.1	0.1	0.0	0.0	5.7	0.7
Primary services.....		484122-P	6.1	0.1	0.0	0.0	5.7	0.7
General freight trucking, long-distance less than truckload.....		484122-1	6.1	0.1	0.0	0.0	5.7	0.7
Specialized freight trucking.....	4842		0.9	-0.1	-0.3	0.1	0.2	-0.1
Used household and office goods moving.....	48421		1.8	0.9	-0.9	0.2	-0.2	-0.3
Used household and office goods moving.....	484210		1.8	0.9	-0.9	0.2	-0.2	-0.3
Primary services.....		484210-P	1.8	0.9	-0.9	0.2	-0.2	-0.3
Used household and office goods moving, except local.....		484210-2	3.2	1.3	-1.3	0.2	-0.3	-0.4
Residential moving services, except local.....		484210-21	-	1.5	-1.5	0.3	-0.4	-
Commercial and other goods moving services, except local.....		484210-22	-	0.0	-0.2	0.0	0.1	-
Used household and office goods moving, local.....		484210-4	-0.9	0.0	0.0	0.0	0.0	0.0
Residential moving services, local.....		484210-41	-	0.0	0.0	0.0	0.0	-
Commercial and other goods moving services, local.....		484210-42	-	0.0	0.0	0.0	0.0	-
Specialized freight (except used) trucking, local.....	48422		2.0	0.0	0.0	0.0	0.4	0.0
Specialized freight (except used goods) trucking, local.....	484220		2.0	0.0	0.0	0.0	0.4	0.0
Primary services.....		484220-P	2.4	0.0	-0.1	0.0	0.5	0.0
Specialized freight (except used goods) trucking, local.....		484220-6	2.4	0.0	-0.1	0.0	0.5	0.0
Local hazardous materials trucking (except waste).....		484220-601	0.0	0.0	0.0	0.0	0.0	0.0
Local agricultural products trucking without storage.....		484220-602	-1.9	0.0	-0.5	0.0	0.0	0.0
Dump trucking.....		484220-603	3.3	0.0	0.0	0.0	0.0	0.0
Local specialized trucking without storage.....		484220-604	0.8	0.0	0.0	0.0	0.8	0.0
Specialized freight (except used) trucking, long-distance.....	48423		-0.5	-0.6	-0.3	0.3	0.1	-0.1
Specialized freight (except used goods) trucking, long-distance.....	484230		-0.5	-0.6	-0.3	0.3	0.1	-0.1
Primary services.....		484230-P	-0.1	-0.7	-0.5	0.6	0.2	-0.1
Specialized freight (except used goods) trucking, long-distance.....		484230-6	-0.1	-0.7	-0.5	0.6	0.2	-0.1

See footnotes at end of table.

Table 12. Producer price index percentage changes for the net output of selected industries and their products, not seasonally adjusted — Continued
 [February 2025]

Title ¹	Industry code	Product code	Unadjusted 12-month percent change ²	Unadjusted 1-month percent change ²				
				Feb. 2024 to Feb. 2025 ^P	Sept. to Oct.	Oct. to Nov. ^P	Nov. to Dec. ^P	Dec. to Jan. ^P
Specialized freight (except used goods) trucking, long-distance - Continued								
Agricultural products trucking, long-distance.....		484230-602	8.3	-0.1	-0.1	0.7	0.1	-0.8
All other specialized trucking, long-distance.....		484230-603	-1.5	-0.8	-0.6	0.6	0.3	0.0
Pipeline Transportation.....	486		2.4	0.5	0.3	0.7	-0.3	-0.1
Pipeline transportation of crude oil.....	4861		3.9	1.2	0.1	0.0	-0.2	0.0
Pipeline transportation of crude oil.....	48611		3.9	1.2	0.1	0.0	-0.2	0.0
Pipeline transportation of crude oil.....	486110		3.9	1.2	0.1	0.0	-0.2	0.0
Primary services.....		486110-P	4.1	1.3	0.1	0.0	-0.2	0.0
Pipeline transportation of crude oil.....		486110-3	4.1	1.3	0.1	0.0	-0.2	0.0
Trans-Alaskan Pipeline System transportation.....		486110-311	13.4	0.0	0.0	0.0	1.9	0.0
Pipeline transportation of crude petroleum, except on the Trans-Alaskan Pipeline System.....		486110-312	3.5	1.4	0.1	0.0	-0.3	0.0
Pipeline transportation of natural gas.....	4862		1.5	0.0	0.4	1.3	-0.2	-0.2
Pipeline transportation of natural gas.....	48621		1.5	0.0	0.4	1.3	-0.2	-0.2
Pipeline transportation of natural gas.....	486210		1.5	0.0	0.4	1.3	-0.2	-0.2
Primary services.....		486210-P	1.5	0.0	0.4	1.3	-0.2	-0.2
Pipeline transportation of natural gas services.....		486210-1	1.5	0.0	0.4	1.3	-0.2	-0.2
Other pipeline transportation.....	4869		2.7	0.8	0.6	0.0	-0.5	0.0
Pipeline transportation of refined petroleum products.....	48691		2.7	0.8	0.6	0.0	-0.5	0.0
Refined petroleum product pipeline transport.....	486910		2.7	0.8	0.6	0.0	-0.5	0.0
Primary services.....		486910-P	2.7	0.8	0.6	0.0	-0.5	0.0
Pipeline transportation of refined petroleum products.....		486910-1	2.7	0.8	0.6	0.0	-0.5	0.0
Transportation support activities.....	488		2.7	0.4	-0.4	0.0	0.5	0.1
Air transportation support activities.....	4881		4.3	0.1	-1.1	0.0	0.7	0.3
Airport operations.....	48811		4.6	0.2	-1.8	0.1	-0.7	0.5
Other airport operations.....	488119		4.6	0.2	-1.8	0.1	-0.7	0.5
Primary services.....		488119-P	4.6	0.2	-1.8	0.1	-0.7	0.5
Aeronautical services.....		488119-5	4.2	1.1	0.1	-0.6	-0.1	0.9
Landing fees.....		488119-501	3.5	1.4	0.3	-1.9	3.7	5.1
Terminal rental.....		488119-502	5.6	1.2	0.1	-0.2	-2.3	-1.5
Other aeronautical services.....		488119-503	2.2	0.6	0.0	0.0	0.1	0.7
Non-aeronautical services.....		488119-6	5.0	-0.7	-3.7	0.9	-1.3	0.1
Airport parking.....		488119-601	5.9	0.0	1.2	0.0	1.4	0.0
Lease space for rental cars.....		488119-602	0.3	-5.3	-15.4	-0.7	-1.5	0.0
Lease space for concessions.....		488119-603	9.7	0.1	-4.5	7.0	-10.5	-0.3
Other non-aeronautical services.....		488119-604	4.7	2.6	0.0	0.0	0.1	0.8
Other air transportation support activities.....	48819		4.0	-0.1	-0.1	-0.2	2.8	0.0
Other support activities for air transport.....	488190		4.0	-0.1	-0.1	-0.2	2.8	0.0
Primary services.....		488190-P	4.1	-0.1	-0.2	-0.2	2.8	0.0
Other air transportation support activities.....		488190-5	4.1	-0.1	-0.2	-0.2	2.8	0.0
Water transportation support activities.....	4883		5.7	0.6	0.2	0.1	1.3	0.0
Port and harbor operations.....	48831		7.4	0.2	1.0	0.5	6.3	0.0
Port and harbor operations.....	488310		7.4	0.2	1.0	0.5	6.3	0.0
Primary services.....		488310-P	8.3	0.2	1.1	0.6	7.0	0.0
Port and harbor services.....		488310-1	8.3	0.2	1.1	0.6	7.0	0.0
Marine cargo handling.....	48832		4.3	0.6	0.0	0.0	-0.2	0.0
Marine cargo handling.....	488320		4.3	0.6	0.0	0.0	-0.2	0.0
Primary services.....		488320-P	4.3	0.6	0.0	0.0	-0.2	0.0
Movement of containers.....		488320-8	4.3	0.6	0.0	0.0	-0.2	0.0
Other marine cargo handling.....		488320-9	3.6	1.0	0.0	0.0	0.0	0.0
Navigational services to shipping.....	48833		6.9	0.8	0.1	-0.1	0.0	0.0
Navigational services to shipping.....	488330		6.9	0.8	0.1	-0.1	0.0	0.0
Primary services.....		488330-P	7.4	0.8	0.1	-0.1	0.0	0.0
Navigational services to shipping and salvage.....		488330-1	7.4	0.8	0.1	-0.1	0.0	0.0
Freight transportation arrangement.....	4885		0.5	0.5	0.0	0.0	0.0	0.0
Freight transportation arrangement.....	48851		0.5	0.5	0.0	0.0	0.0	0.0

See footnotes at end of table.

Table 12. Producer price index percentage changes for the net output of selected industries and their products, not seasonally adjusted — Continued
 [February 2025]

Title ¹	Industry code	Product code	Unadjusted 12-month percent change ²	Unadjusted 1-month percent change ²				
				Feb. 2024 to Feb. 2025 ^P	Sept. to Oct.	Oct. to Nov. ^P	Nov. to Dec. ^P	Dec. to Jan. ^P
Freight transportation arrangement.....	488510		0.5	0.5	0.0	0.0	0.0	0.0
Primary services.....		488510-P	0.5	0.6	0.0	0.0	0.0	0.0
Freight forwarding.....		488510-1	-8.6	0.0	0.0	0.0	0.0	0.0
Arrangement of freight and cargo n.e.c.....		488510-2	7.5	1.0	0.0	0.0	0.0	0.0
U.S. Postal Service.....	491		7.2	0.9	0.0	0.0	0.0	0.2
U.S. Postal Service.....	4911		7.2	0.9	0.0	0.0	0.0	0.2
U.S. Postal Service.....	49111		7.2	0.9	0.0	0.0	0.0	0.2
U.S. Postal Service.....	491110		7.2	0.9	0.0	0.0	0.0	0.2
Primary services.....		491110-P	7.2	0.9	0.0	0.0	0.0	0.2
Mailing services (market dominant services).....		491110-7	7.6	0.1	0.0	0.0	0.0	0.0
First class mail.....		491110-71	7.7	0.2	0.0	0.0	0.0	0.0
Retail letters.....		491110-711	7.4	0.0	0.0	0.0	0.0	0.0
Commercial letters.....		491110-712	8.0	0.0	0.0	0.0	0.0	0.0
Retail and commercial flats.....		491110-713	8.2	0.0	0.0	0.0	0.0	0.0
Other first class mail and fees.....		491110-714	6.2	2.6	0.0	0.0	0.0	-0.5
Periodicals mail.....		491110-72	9.5	0.0	0.0	0.0	0.0	0.0
Outside county.....		491110-721	9.5	0.0	0.0	0.0	0.0	0.0
Other periodicals mail and fees.....		491110-722	8.7	0.0	0.0	0.0	0.0	0.0
Standard class mail.....		491110-73	7.4	0.0	0.0	0.0	0.0	0.0
High density and saturation flats and parcels.....		491110-731	7.9	0.0	0.0	0.0	0.0	0.0
Carrier route basic mail.....		491110-732	9.7	0.0	0.0	0.0	0.0	0.0
Bulk letters.....		491110-733	5.7	0.0	0.0	0.0	0.0	0.0
Bulk flats.....		491110-734	10.9	0.0	0.0	0.0	0.0	0.0
Other standard mail and fees.....		491110-735	9.1	0.0	0.0	0.0	0.0	0.0
Package services mail.....		491110-74	8.4	0.0	0.0	0.0	0.0	0.0
Special services and fees.....		491110-75	6.8	0.0	0.0	0.0	0.0	0.0
Shipping services (competitive services).....		491110-8	6.3	3.0	0.0	0.0	0.0	0.6
Domestic priority mail.....		491110-81	3.1	5.3	0.0	0.0	0.0	-2.1
Other shipping services and shipping special services & fees.....		491110-82	8.7	1.5	0.0	0.0	0.0	2.6
Couriers and messengers.....	492		5.8	0.0	1.3	1.4	4.0	-0.7
Couriers and express delivery services.....	4921		6.1	0.0	1.3	1.4	4.2	-0.7
Couriers and express delivery services.....	49211		6.1	0.0	1.3	1.4	4.2	-0.7
Couriers and express delivery services.....	492110		6.1	0.0	1.3	1.4	4.2	-0.7
Primary services.....		492110-P	6.1	0.0	1.3	1.4	4.2	-0.7
Standard courier services.....		492110-1	6.2	0.0	1.4	1.4	3.7	-0.7
Expedited courier services.....		492110-2	6.1	-0.1	1.2	1.6	5.1	-0.7
Domestic expedited courier services.....		492110-201	6.2	-0.2	1.8	2.1	4.4	-1.2
International expedited courier services.....		492110-202	5.8	0.0	-0.2	0.3	6.7	0.3
Local messengers and local delivery.....	4922		0.0	0.0	0.0	0.0	0.0	0.0
Local messengers and local delivery.....	49221		0.0	0.0	0.0	0.0	0.0	0.0
Local messengers and local delivery.....	492210		0.0	0.0	0.0	0.0	0.0	0.0
Primary services.....		492210-P	0.0	0.0	0.0	0.0	0.0	0.0
Local messengers and local delivery services.....		492210-1	0.0	0.0	0.0	0.0	0.0	0.0
Warehousing and storage.....	493		7.0	0.2	0.2	0.1	3.4	1.6
Warehousing and storage.....	4931		7.0	0.2	0.2	0.1	3.4	1.6
General warehousing and storage.....	49311		7.7	0.6	0.3	0.2	3.6	1.5
General warehousing and storage.....	493110		7.7	0.6	0.3	0.3	3.6	1.5
Primary services.....		493110-P	7.7	0.6	0.3	0.2	3.6	1.5
General warehousing and storage services.....		493110-1	7.7	0.6	0.3	0.2	3.6	1.5
Refrigerated warehousing and storage.....	49312		4.5	-1.7	-0.3	-0.4	2.8	2.3
Refrigerated warehousing and storage.....	493120		4.5	-1.7	-0.3	-0.4	2.7	2.3
Primary services.....		493120-P	4.5	-1.7	-0.3	-0.4	2.8	2.3
Warehousing and storage of refrigerated goods.....		493120-2	4.5	-1.7	-0.3	-0.4	2.7	2.3
Farm product warehousing and storage.....	49313		0.5	0.0	0.0	0.0	0.0	0.0
Farm product warehousing and storage.....	493130		0.5	0.0	0.0	0.0	0.0	0.0
Primary services.....		493130-P	0.5	0.0	0.0	0.0	0.0	0.0
Farm product warehousing and storage services.....		493130-1	0.5	0.0	0.0	0.0	0.0	0.0
Publishing industries.....	513		6.7	0.6	-0.1	-0.4	0.8	0.3

See footnotes at end of table.

Table 12. Producer price index percentage changes for the net output of selected industries and their products, not seasonally adjusted — Continued
 [February 2025]

Title ¹	Industry code	Product code	Unadjusted 12-month percent change ²	Unadjusted 1-month percent change ²				
			Feb. 2024 to Feb. 2025 ^P	Sept. to Oct.	Oct. to Nov. ^P	Nov. to Dec. ^P	Dec. to Jan. ^P	Jan. to Feb. ^P
Newspaper, book, and directory publishers.....	5131		4.4	0.0	-0.8	0.0	2.4	0.4
Newspaper publishers.....	51311		5.7	0.1	0.2	0.2	5.0	-0.1
Newspaper publishers.....	513110		5.7	0.1	0.2	0.2	5.0	-0.1
Primary services.....		513110-P	5.7	0.1	0.2	0.2	5.0	-0.1
Newspaper publishing.....		513110-1	5.7	0.1	0.2	0.2	5.0	-0.1
Newspaper publishing from print publishers.....		513110-11	5.7	0.1	0.2	0.2	5.0	-0.1
Newspaper advertising sales.....		513110-111	-6.2	-0.6	0.6	0.8	-0.2	-0.2
Newspaper advertising sales, print only.....		513110-1111	-7.6	-0.7	0.7	1.0	-0.2	-0.2
Newspaper advertising sales, digital only and print and digital bundled.....		513110-1112	0.0	0.0	0.0	0.0	0.0	0.0
Newspaper subscription and single copy sales.....		513110-112	10.6	0.3	0.0	0.0	7.0	0.0
Newspaper subscriptions, print only.....		513110-1121	11.3	0.0	0.0	0.0	7.7	0.0
Newspaper subscriptions, online only and print and online bundled.....		513110-1122	3.8	3.4	-0.1	-0.2	0.0	-0.1
Periodical publishers.....	51312		3.0	-1.6	-3.9	-0.1	1.2	0.4
Periodical publishers.....	513120		3.0	-1.6	-3.8	-0.1	1.2	0.3
Primary services.....		513120-P	1.5	0.0	0.0	0.0	1.8	0.0
Periodical publishing.....		513120-1	1.5	0.0	0.0	0.0	1.8	0.0
Periodical publishing from print publishers.....		513120-11	1.5	0.0	0.0	0.0	1.8	0.0
Periodicals, advertising sales.....		513120-111	2.7	0.0	0.0	0.0	3.4	0.0
Periodicals, subscriptions and single copy sales.....		513120-112	0.0	0.0	0.0	0.0	-0.2	0.1
Specialized business and professional periodicals, subscriptions and single copy sales.....		513120-1121	-0.3	0.0	0.0	0.0	-1.0	0.4
General and consumer periodicals, subscriptions and single copy sales.....		513120-1122	0.1	0.0	0.0	0.0	0.0	0.0
Book publishers.....	51313		3.8	1.2	0.3	-0.4	2.2	-0.3
Book publishers.....	513130		3.7	1.2	0.3	-0.4	2.1	-0.3
Primary services.....		513130-P	4.2	1.3	0.3	-0.4	2.4	-0.3
Book publishing from print publishers.....		513130-1	4.2	1.3	0.3	-0.4	2.4	-0.3
Print book publishing.....		513130-101	4.2	1.3	0.3	-0.4	2.4	-0.3
General adult and juvenile book publishing.....		513130-1011	0.1	-0.4	0.9	-1.8	2.3	-1.8
General adult book publishing.....		513130-10111	-0.6	1.4	0.6	-1.9	3.1	-3.5
Juvenile book publishing.....		513130-10112	0.8	-2.2	1.2	-1.7	1.5	0.1
Textbook publishing, including teachers' editions and workbooks.....		513130-1012	6.6	5.6	1.0	-0.1	-0.2	0.0
College textbook publishing.....		513130-10121	4.0	0.0	4.1	-0.4	-0.7	0.0
Elementary and high school textbook publishing.....		513130-10122	7.6	7.6	0.0	0.0	0.0	0.0
Technical, scientific, and professional book publishing.....		513130-1013	7.9	0.0	0.0	0.1	5.3	0.0
General reference book publishing.....		513130-1014	-0.1	1.3	-1.5	1.4	-0.6	2.0
Religious book publishing.....		513130-1015	0.5	1.1	-1.6	-0.5	0.4	2.5
Directory and mailing list publishers.....	51314		6.8	-0.1	-0.2	0.7	0.7	3.1
Directory and mailing list publishers.....	513140		6.8	-0.1	-0.2	0.7	0.7	3.1
Primary services.....		513140-P	7.2	-0.1	-0.2	0.8	0.7	3.2
Directory and mailing list publishing.....		513140-1	7.2	-0.1	-0.2	0.8	0.7	3.2
Directory and mailing list publishing from print publishers.....		513140-11	2.3	-0.6	0.3	3.4	0.2	-2.3
Directory and mailing list publishing from print - ad sales incl. phone directory listings.....		513140-111	6.7	0.0	4.3	2.3	0.0	0.0
Directory and mailing list publishing from print - subscription, content, and licensing sales.....		513140-112	-0.5	-0.9	-2.2	4.2	0.3	-3.8
Directory and mailing list publishing from Internet publishers.....		513140-12	8.6	0.0	-0.4	0.0	0.9	4.8
Other publishers.....	51319		1.0	0.0	0.0	0.1	1.0	0.0
Greeting card publishers.....	513191		1.5	0.0	-0.1	0.1	1.1	0.0
Primary services.....		513191-P	1.6	0.0	-0.1	0.1	1.2	0.0
Greeting card publishing.....		513191-1	1.6	0.0	-0.1	0.1	1.2	0.0
Greeting card publishing from print publishers.....		513191-101	1.6	0.0	-0.1	0.1	1.2	0.0
All other publishers.....	513199		-0.2	0.0	0.1	0.0	0.7	0.0
Primary services.....		513199-P	-0.9	0.0	0.1	0.0	0.3	0.0
All other publishing including yearbooks, art prints, patterns, and trading cards.....		513199-1	-0.9	0.0	0.1	0.0	0.3	0.0
All other publishing including yearbooks, art prints, patterns, and trading cards, from print.....		513199-11	-0.9	0.0	0.1	0.0	0.3	0.0
Software publishers.....	5132		8.6	1.0	0.3	-0.7	-0.4	0.3
Software publishers.....	51321		8.6	1.0	0.3	-0.7	-0.4	0.3
Software publishers.....	513210		8.6	1.0	0.3	-0.7	-0.4	0.3
Primary services.....		513210-P	9.1	1.1	0.3	-0.9	-0.5	0.4
Software publishing, except games.....		513210-5	9.9	1.2	0.3	-1.0	-0.5	0.5

See footnotes at end of table.

Table 12. Producer price index percentage changes for the net output of selected industries and their products, not seasonally adjusted — Continued
 [February 2025]

Title ¹	Industry code	Product code	Unadjusted 12-month percent change ²	Unadjusted 1-month percent change ²				
			Feb. 2024 to Feb. 2025 ^P	Sept. to Oct.	Oct. to Nov. ^P	Nov. to Dec. ^P	Dec. to Jan. ^P	Jan. to Feb. ^P
Software publishers - Continued								
System & application software publishing, excluding maintenance, tech support & games.....		513210-505	8.5	0.8	0.2	-1.1	-0.8	0.5
System software publishing.....		513210-50501	11.4	2.3	-0.5	-0.2	-3.4	0.0
Application software publishing.....		513210-50502	4.9	-1.1	1.3	-2.4	2.7	1.3
Desktop and portable device application software publishing.....		513210-505021	0.7	-3.9	0.1	0.0	0.0	3.4
Other application software publishing.....		513210-505022	7.6	0.6	2.0	-3.8	4.3	0.1
Software maintenance, technical support, and other services related to software publishing.....		513210-506	22.5	4.1	0.4	0.0	1.8	0.0
Game software publishing.....		513210-7	0.1	0.3	1.5	0.3	0.0	-0.5
Other receipts.....		513210-SM	-	0.0	0.0	0.8	1.0	-
Broadcasting, except Internet.....	516		-12.6	0.9	-2.5	-1.6	-5.0	-3.7
Radio and television broadcasting.....	5161		-17.0	8.2	-9.8	-6.3	-9.1	-4.6
Radio broadcasting.....	51611		-5.2	-2.4	5.1	-2.1	-12.4	5.8
Radio broadcasting stations.....	516110		-5.2	-2.4	5.1	-2.1	-12.4	5.8
Primary services.....		516110-P	-5.4	-2.5	5.2	-2.1	-12.7	5.9
Radio station services.....		516110-1	-5.4	-2.5	5.2	-2.1	-12.7	5.9
Radio station advertising sales.....		516110-101	-6.5	-3.0	6.4	-2.6	-15.3	7.3
Radio station advertising sales, local.....		516110-10101	-1.6	-5.2	6.4	-2.2	-14.2	12.0
Radio station advertising sales, national and regional.....		516110-10102	-17.6	2.5	6.4	-3.4	-17.8	-3.5
Other radio station services.....		516110-102	0.0	0.0	0.0	0.0	0.0	0.0
Other receipts.....		516110-SM	2.9	-0.1	-0.3	0.3	0.6	1.3
Television broadcasting.....	51612		-20.6	11.1	-13.5	-7.6	-8.1	-7.8
Television broadcasting stations.....	516120		-20.7	11.1	-13.5	-7.6	-8.1	-7.8
Primary services.....		516120-P	-19.7	10.2	-12.8	-7.1	-7.7	-7.3
Television station advertising sales.....		516120-3	-32.4	16.3	-19.3	-11.7	-13.3	-13.4
Other television station broadcasting services.....		516120-4	0.0	0.0	0.0	0.0	0.0	0.0
Other receipts.....		516120-SM	2.9	10.0	-6.2	-3.3	0.7	0.0
Cable and other subscription programming.....	5162		-10.4	-2.9	1.8	0.8	-3.1	-3.3
Cable and other subscription programming.....	51621		-10.4	-2.9	1.8	0.8	-3.1	-3.3
Media streaming dist svcs, social networks, and other media networks and content providers.....	516210		-10.4	-2.9	1.8	0.8	-3.1	-3.3
Primary services.....		516210-P	-10.4	-2.9	1.8	0.8	-3.1	-3.3
Cable networks.....		516210-1	-14.7	4.9	3.0	0.7	2.5	-8.5
Cable network advertising services.....		516210-11	-17.5	5.9	3.6	0.8	2.9	-10.0
Cable network programming services.....		516210-12	2.8	0.0	0.0	0.0	0.5	0.0
Radio network and national syndication services.....		516210-3	0.9	-30.9	0.2	3.3	-27.1	21.7
Telecommunications.....	517		4.5	0.7	0.3	0.0	1.0	0.6
Wired and wireless telecommunications carriers.....	5173		4.6	0.7	0.3	0.0	1.0	0.6
Wired and wireless telecommunications carriers.....	51731		4.6	0.7	0.3	0.0	1.0	0.6
Wired telecommunications carriers.....	517311		6.6	1.1	0.7	-0.1	1.6	1.0
Primary products.....		517311-P	6.6	1.1	0.7	-0.1	1.6	1.0
Local telephone service, except private lines.....		517311-1	3.2	-1.0	0.1	-0.3	0.3	0.5
Residence local telephone service.....		517311-111	2.6	0.0	0.0	0.0	0.0	0.0
Business and other local telephone service.....		517311-112	4.7	-3.1	0.3	-0.9	1.0	1.5
Public switched toll service.....		517311-2	4.4	-0.7	0.2	0.2	-0.2	0.0
Residence switched toll service.....		517311-21	4.7	-0.3	0.0	0.0	0.0	0.0
Business switched toll and other toll service.....		517311-22	4.0	-1.2	0.3	0.4	-0.3	-0.1
Private line telephone service.....		517311-3	16.0	0.8	0.7	0.7	1.6	5.1
All-distance telephone service.....		517311-4	6.3	-0.1	0.2	0.4	1.7	0.5
Residential all-distance telephone service.....		517311-401	9.1	-0.2	0.6	1.2	1.5	0.1
Business all-distance telephone service.....		517311-402	3.7	0.1	-0.1	-0.5	1.9	1.0
Video programming distribution.....		517311-5	4.9	4.9	0.7	-0.4	1.5	0.5
Video programming subscriber services.....		517311-501	5.3	5.3	0.7	-0.4	1.6	0.5
Advertising services.....		517311-502	0.0	0.0	0.0	0.0	0.0	0.0
Internet access services.....		517311-6	5.5	0.6	0.4	1.4	0.3	0.8
Residential Internet access services.....		517311-601	5.4	0.5	0.4	1.7	0.3	1.0
Business Internet access services.....		517311-602	5.9	0.7	0.2	0.8	0.5	0.3
Bundled access services.....		517311-7	7.8	0.4	1.2	-0.6	2.9	1.2
Other wired telecommunications services.....		517311-9	4.1	0.2	0.1	-0.2	0.1	-0.4
Wireless telecommunications carriers.....	517312		1.5	0.0	-0.4	0.0	0.0	0.0

See footnotes at end of table.

Table 12. Producer price index percentage changes for the net output of selected industries and their products, not seasonally adjusted — Continued
 [February 2025]

Title ¹	Industry code	Product code	Unadjusted 12-month percent change ²	Unadjusted 1-month percent change ²				
				Feb. 2024 to Feb. 2025 ^P	Sept. to Oct.	Oct. to Nov. ^P	Nov. to Dec. ^P	Dec. to Jan. ^P
Wireless telecommunications carriers - Continued								
Primary services.....		517312-P	1.5	0.0	-0.4	0.0	0.0	0.0
Wireless telecommunications services.....		517312-1	1.5	0.0	-0.4	0.0	0.0	0.0
Data processing and related services.....	5182		0.0	0.0	-0.2	0.0	1.2	-1.0
Data processing and related services.....	51821		0.0	0.0	-0.2	0.0	1.2	-1.0
Data processing, hosting and related services.....	518210		0.0	0.0	-0.2	0.0	1.2	-1.0
Primary services.....		518210-P	0.0	0.0	-0.2	0.0	1.5	-1.2
Business process management services.....		518210-1	0.2	0.0	0.0	0.0	0.1	0.0
Data management, information transformation, and related services.....		518210-4	0.0	0.0	0.0	0.0	0.0	0.0
Hosting, ASP, and other IT infrastructure provisioning services.....		518210-5	0.0	0.0	-0.4	-0.1	2.5	-2.1
Other receipts.....		518210-SM	0.0	0.0	0.0	0.0	0.0	0.0
Depository credit intermediation.....	5221		-4.2	-2.7	0.4	-1.8	0.4	-1.4
Commercial banking.....	52211		-4.6	-2.9	0.4	-1.9	0.6	-1.5
Commercial banking.....	522110		-4.6	-2.9	0.4	-1.9	0.6	-1.5
Primary services.....		522110-P	-4.6	-2.9	0.4	-1.9	0.6	-1.5
Loan services.....		522110-1	-16.3	-4.7	-0.3	-5.8	0.4	-3.3
Residential real estate loans, except home equity.....		522110-101	-19.4	-2.8	0.0	-12.8	5.1	0.3
Nonresidential real estate loans.....		522110-102	-17.1	-5.7	1.1	-9.6	3.4	-3.3
Home equity loans.....		522110-103	-24.2	-1.6	-3.2	-8.7	3.0	-10.3
Commercial, industrial, and agricultural loans, except real estate.....		522110-105	-17.6	-6.2	-2.3	2.7	-6.8	-4.9
New and used auto and truck loans.....		522110-106	9.1	-4.7	7.2	-6.1	7.8	2.3
Credit cards, overdraft credit, and related plans.....		522110-107	-6.7	-2.7	0.2	-3.0	1.8	0.7
Other loan services.....		522110-108	-0.7	0.6	0.9	-4.0	3.0	0.4
Deposit services.....		522110-2	21.8	0.5	1.1	5.1	0.9	1.1
Demand deposits.....		522110-201	19.2	0.6	-0.1	4.7	2.0	0.0
Time and other deposits.....		522110-202	24.7	0.4	2.4	5.5	-0.2	2.4
Trust services.....		522110-3	8.5	0.0	7.6	0.0	0.0	2.1
Other banking services.....		522110-4	-7.2	0.0	-0.1	0.0	0.3	-0.5
Savings institutions.....	52218		4.1	0.5	1.7	0.6	-2.8	1.3
Savings institutions and other depository credit intermediation.....	522180		4.1	0.5	1.7	0.6	-2.8	1.3
Primary services.....		522180-P	4.1	0.5	1.6	0.6	-2.8	1.3
Loan services.....		522180-1	1.0	-0.7	1.9	-0.5	-4.1	0.8
Residential real estate loans, except home equity.....		522180-101	-5.9	3.6	-2.3	-1.2	-2.9	-6.0
Nonresidential real estate loans.....		522180-102	-7.0	-1.2	3.7	1.8	-11.5	2.0
Home equity loans.....		522180-103	-3.1	-1.4	-2.8	-3.6	-1.9	-0.1
Commercial, industrial, and agricultural loans, except real estate.....		522180-105	-1.2	-0.2	2.7	-0.7	-5.3	3.2
New and used auto and truck loans.....		522180-106	11.3	-0.2	2.9	-1.1	-3.0	5.8
Credit cards, overdraft credit, and related plans.....		522180-109	15.1	0.2	2.0	-1.9	2.7	-0.6
Other loan services.....		522180-111	15.5	-8.2	5.6	0.1	3.4	3.2
Deposit services.....		522180-2	13.7	4.5	1.0	3.8	0.7	2.9
Demand deposits.....		522180-201	21.8	0.5	-0.4	-1.4	-0.4	2.2
Time and other deposits.....		522180-202	10.2	6.8	1.7	6.5	1.3	3.2
Trusts and other banking services.....		522180-3	0.8	0.0	0.0	0.0	0.8	0.0
Security, commodity contracts and like activity.....	523		6.4	-0.4	-0.3	1.3	-0.5	0.1
Securities and commodity contracts intermediation and brokerage.....	5231		-1.8	-4.0	0.3	0.6	-1.7	-0.4
Investment banking and securities intermediation.....	52315		-1.8	-4.0	0.3	0.6	-1.7	-0.4
Investment banking and securities intermediation.....	523150		-1.8	-4.0	0.3	0.6	-1.7	-0.4
Primary services.....		523150-P	-1.8	-4.0	0.3	0.6	-1.7	-0.4
Securities brokerage.....		523150-1	-2.1	-2.0	-0.9	0.1	-1.8	0.1
Brokerage services.....		523150-101	1.0	0.1	0.2	0.0	0.0	0.0
Brokerage services, equities and ETFs.....		523150-1011	2.2	0.2	0.3	0.0	0.0	0.0
Brokerage services, all other securities.....		523150-1012	-0.1	0.0	0.0	0.0	0.0	0.0
Other securities related services including margin lending and mutual fund sales.....		523150-102	-4.2	-3.3	-1.5	0.2	-2.8	0.1
Investment banking and securities dealing.....		523150-2	-1.7	-5.4	1.2	1.0	-1.6	-0.7
Dealer transactions.....		523150-201	1.7	-5.7	12.0	-2.1	0.0	-3.2
Dealer transactions, equity securities.....		523150-2011	3.3	-8.2	19.0	-3.2	0.0	-3.8
Dealer transactions, debt securities and all other trading.....		523150-2012	-1.4	-1.1	0.3	0.0	0.0	-2.1
Dealer transactions, Treasury securities.....		523150-20121	-	-	-	-	-	-
Dealer transactions, all other trading.....		523150-20122	-	-	-	-	-	-
Investment banking services.....		523150-202	19.2	-0.8	-0.1	4.4	3.6	0.0

See footnotes at end of table.

Table 12. Producer price index percentage changes for the net output of selected industries and their products, not seasonally adjusted — Continued
 [February 2025]

Title ¹	Industry code	Product code	Unadjusted 12-month percent change ²	Unadjusted 1-month percent change ²				
				Feb. 2024 to Feb. 2025 ^P	Sept. to Oct.	Oct. to Nov. ^P	Nov. to Dec. ^P	Dec. to Jan. ^P
Investment banking and securities intermediation - Continued								
Other securities dealing services.....		523150-203	-17.4	-8.5	-5.0	0.5	-7.2	0.6
Portfolio management and investment advice.....	52394		13.4	2.6	-0.7	1.8	0.5	0.4
Portfolio management and investment advice.....	523940		13.4	2.6	-0.7	1.8	0.5	0.4
Primary services.....		523940-P	13.4	2.6	-0.7	1.8	0.5	0.4
Portfolio management.....		523940-1	13.4	2.8	-0.7	1.8	0.5	0.5
Mutual fund and exchange traded fund management.....		523940-11	11.5	3.0	-1.0	4.6	-1.4	0.4
Management of equity funds.....		523940-1101	16.6	3.5	-1.3	7.1	-2.1	0.5
Management of bond funds.....		523940-1102	2.1	3.3	-0.9	0.5	-1.8	0.0
Management of other funds.....		523940-1103	4.3	1.1	0.0	0.2	1.0	0.0
Private portfolio management.....		523940-12	14.4	2.7	-0.5	0.4	1.5	0.5
Management of equity private portfolios.....		523940-1201	19.8	3.6	-0.7	0.3	2.2	0.8
Management of bond private portfolios.....		523940-1202	5.2	2.1	-0.2	0.1	-0.1	0.0
Management of other private portfolios.....		523940-1203	5.5	0.3	-0.2	1.0	0.4	0.1
Investment advice.....		523940-2	13.6	1.0	-0.7	1.7	0.4	0.3
Investment advisory services.....		523940-21	13.6	1.0	-0.7	1.7	0.4	0.3
Insurance carriers and related activities.....	524		3.2	0.1	0.0	0.0	0.6	0.2
Insurance carriers.....	5241		3.3	0.1	0.0	0.0	0.6	0.2
Direct life/health/medical insurance carriers.....	52411		1.6	0.0	0.0	0.0	0.9	0.0
Direct life insurance carriers.....	524113		0.7	0.0	0.1	0.0	0.0	0.0
Primary services.....		524113-P	0.7	0.0	0.1	0.0	0.0	0.0
Life insurance policies.....		524113-1	0.4	0.0	0.0	0.0	0.0	0.0
Individual life insurance policies.....		524113-101	0.3	0.1	0.0	0.0	0.0	0.0
Term life insurance policies.....		524113-10101	2.4	0.4	0.0	0.0	0.0	0.0
Whole life insurance policies.....		524113-10102	0.6	0.0	0.1	0.0	0.0	0.0
Universal life insurance policies.....		524113-10103	0.8	0.0	0.0	0.0	0.0	0.0
Variable-universal and other individual life insurance policies.....		524113-10105	-1.7	0.0	0.0	0.0	0.0	0.0
Group life insurance policies.....		524113-102	0.6	-0.3	0.0	0.0	-0.1	0.0
Annuities.....		524113-2	5.2	-0.1	1.0	0.1	0.0	0.0
Variable deferred annuities.....		524113-201	1.1	0.0	0.1	0.0	0.0	0.0
Fixed-rate deferred annuities.....		524113-202	13.2	0.0	2.5	0.0	0.0	0.0
Immediate annuities.....		524113-203	2.3	-0.8	1.2	0.7	-0.1	0.0
Disability insurance policies.....		524113-3	-0.1	0.0	0.0	0.0	-0.1	0.0
Direct health and medical insurance carriers.....	524114		2.0	0.0	0.0	0.0	1.2	0.0
Primary services.....		524114-P	2.0	0.0	0.0	0.0	1.2	0.0
Medical service plans.....		524114-1	2.0	0.0	0.0	0.0	1.2	0.0
Comprehensive medical service plans.....		524114-101	3.9	0.1	-0.1	0.0	1.7	0.1
Group managed care medical service plans.....		524114-10101	3.9	0.1	-0.1	-0.1	1.9	0.1
Group fee-for-service medical service plans.....		524114-10102	7.5	0.0	0.0	0.0	0.0	0.0
Individual comprehensive medical service plans.....		524114-10103	2.9	0.0	0.0	0.0	1.9	0.0
Non-comprehensive medical service plans.....		524114-103	0.3	0.0	0.0	0.0	0.8	0.0
Dental service plans.....		524114-10301	1.6	0.1	0.0	0.0	0.4	0.0
Supplemental Medicare service plans.....		524114-10302	0.5	0.0	0.0	0.0	2.4	0.0
Other medical service plans.....		524114-10303	-0.1	0.0	0.0	0.0	0.0	0.0
Indemnity health insurance plans.....		524114-2	0.0	0.0	0.0	0.0	0.0	0.0
Other direct insurance carriers.....	52412		6.9	0.1	0.1	-0.1	0.1	0.6
Direct property and casualty insurers.....	524126		6.9	0.1	0.1	-0.1	0.1	0.6
Primary services.....		524126-P	6.9	0.1	0.1	-0.1	0.1	0.6
Private passenger auto insurance.....		524126-1	7.3	0.1	0.2	-0.2	0.1	1.2
Homeowner's insurance.....		524126-2	11.0	0.1	0.1	0.1	0.0	0.2
Commercial auto insurance.....		524126-3	-	0.0	0.3	0.0	1.5	-
Non-auto liability insurance.....		524126-4	8.2	0.0	0.0	0.0	1.2	0.0
Medical malpractice insurance.....		524126-402	-	0.0	0.0	0.0	1.2	-
Product and other non-auto liability insurance.....		524126-403	9.3	0.0	0.0	0.0	1.2	0.0
Commercial multiple peril insurance.....		524126-5	-	0.0	0.0	0.0	0.0	-
Worker's compensation insurance.....		524126-6	0.8	0.5	0.1	-0.1	-0.6	-0.1
Other property and casualty insurance.....		524126-7	1.3	0.4	0.0	0.0	-0.7	0.1
Insurance agencies and brokerages.....	52421		0.6	0.2	0.0	0.0	-0.1	0.0
Insurance agencies and brokerages.....	524210		0.6	0.2	0.0	0.0	-0.1	0.0
Primary services.....		524210-P	0.6	0.2	0.0	0.0	-0.1	0.0
Sale of property and casualty insurance.....		524210-1	0.6	0.3	0.0	0.1	0.1	0.0

See footnotes at end of table.

Table 12. Producer price index percentage changes for the net output of selected industries and their products, not seasonally adjusted — Continued
 [February 2025]

Title ¹	Industry code	Product code	Unadjusted 12-month percent change ²	Unadjusted 1-month percent change ²				
				Feb. 2024 to Feb. 2025 ^P	Sept. to Oct.	Oct. to Nov. ^P	Nov. to Dec. ^P	Dec. to Jan. ^P
Insurance agencies and brokerages - Continued								
Sale of personal property and casualty insurance.....		524210-101	0.2	0.1	0.0	0.1	0.0	0.0
Sale of private passenger auto insurance.....		524210-10101	0.2	0.0	0.0	0.2	0.0	0.0
Sale of homeowner's insurance.....		524210-10102	0.1	0.1	0.0	0.0	0.0	0.0
Sale of other personal property and casualty insurance.....		524210-10103	0.3	0.3	0.0	0.0	0.0	0.0
Sale of commercial property and casualty insurance.....		524210-102	1.1	0.5	0.0	0.0	0.1	0.0
Sale of life insurance and annuities.....		524210-2	2.2	0.0	0.0	0.0	0.3	0.0
Sale of health and medical insurance.....		524210-3	1.3	0.0	0.0	0.0	0.3	0.0
Sale of other insurance.....		524210-4	-2.8	0.0	0.0	0.0	-2.8	0.0
Lessors of nonresidential buildings (except miniwarehouses).....	53112		-0.3	1.6	-2.3	3.0	0.0	-4.2
Lessors of nonresidential buildings.....	531120		-0.3	1.6	-2.3	3.0	0.0	-4.2
Primary services.....		531120-P	-0.3	1.6	-2.3	3.0	0.0	-4.2
Leasing of shopping centers and retail stores.....		531120-1	2.5	1.7	-3.6	7.1	1.0	-6.9
Leasing of professional and office buildings.....		531120-2	-4.9	2.2	-0.9	1.2	-0.6	-1.8
Leasing of manufacturing and industrial buildings.....		531120-3	2.5	0.3	0.1	0.4	0.5	-0.1
Leasing of other nonresidential buildings and facilities.....		531120-7	3.3	0.6	-4.3	-1.0	-1.0	-5.6
Lessors of miniwarehouse and self storage units.....	53113		-6.5	-1.0	0.3	-1.7	0.0	0.0
Miniwarehouse and self-storage unit operators.....	531130		-6.5	-1.0	0.3	-1.7	0.0	0.0
Primary services.....		531130-P	-6.5	-1.0	0.3	-1.7	0.0	0.0
Miniwarehouse and self-storage unit operation.....		531130-1	-6.5	-1.0	0.3	-1.7	0.0	0.0
Offices of real estate agents and brokers.....	5312		3.5	-0.1	-0.1	0.0	-0.1	-0.1
Offices of real estate agents and brokers.....	53121		3.5	-0.1	-0.1	0.0	-0.1	-0.1
Offices of real estate agents and brokers.....	531210		3.5	-0.1	-0.1	0.0	-0.1	-0.1
Primary services.....		531210-P	3.5	-0.1	-0.1	0.0	-0.1	-0.1
Real estate brokerage, residential property sales and leases.....		531210-1	3.8	0.0	-0.1	-0.1	-0.1	-0.1
Real estate brokerage, nonresidential property sales and leases including land sales and leases.....		531210-6	1.7	-0.3	-0.1	0.4	-0.2	0.0
Real estate brokerage, nonresidential property sales including land sales.....		531210-601	2.3	-0.5	-0.1	0.6	-0.3	0.0
Real estate brokerage, nonresidential property leases including land leases.....		531210-602	0.4	0.0	0.0	0.0	0.0	0.0
Real estate property managers.....	53131		-0.1	-0.4	-1.0	-0.2	0.6	-0.2
Residential property managers.....	531311		0.5	0.1	-1.1	0.1	0.3	-0.2
Primary services.....		531311-P	0.5	0.1	-1.1	0.1	0.3	-0.2
Residential property management services.....		531311-1	0.5	0.1	-1.1	0.1	0.3	-0.2
Nonresidential property managers.....	531312		-1.3	-1.2	-0.9	-0.6	1.1	-0.3
Primary services.....		531312-P	-1.3	-1.2	-0.9	-0.6	1.1	-0.3
Nonresidential property management services.....		531312-1	-1.3	-1.2	-0.9	-0.6	1.1	-0.3
Offices of real estate appraisers.....	531320		1.8	0.3	0.0	0.0	1.2	-0.2
Primary services.....		531320-P	1.8	0.3	0.0	0.0	1.2	-0.2
Real estate appraisal services.....		531320-1	1.8	0.3	0.0	0.0	1.2	-0.2
Automotive equipment rental and leasing.....	5321		3.2	0.2	-4.0	1.7	-2.2	-0.5
Passenger car rental and leasing.....	53211		2.0	-0.3	-5.9	2.7	-3.8	-1.2
Passenger car rental.....	532111		2.0	-0.3	-5.9	2.7	-3.8	-1.2
Primary services.....		532111-P	2.0	-0.3	-5.9	2.7	-3.8	-1.2
Standard passenger car rental.....		532111-2	0.6	-0.4	-7.8	3.6	-5.7	-2.0
Passenger car rental for business travel.....		532111-211	5.4	0.2	-1.6	2.0	-2.3	-7.2
Passenger car rental for leisure travel.....		532111-221	-1.0	-0.6	-10.1	4.3	-7.0	0.2
Replacement passenger car rental.....		532111-3	5.3	0.0	-0.6	0.3	1.2	0.7
Truck, utility trailer and RV rental and leasing.....	53212		5.4	1.1	-0.3	-0.1	0.8	0.6
Truck, utility trailer, and RV rental and leasing.....	532120		5.4	1.1	-0.3	-0.1	0.8	0.6
Primary services.....		532120-P	6.1	1.1	-0.3	-0.1	0.9	0.7
Rental of trucks, truck trailers, RVs.....		532120-1	4.6	1.7	0.5	-0.3	1.0	0.0
Leasing of trucks, truck trailers, and RVs.....		532120-4	7.0	0.8	-0.8	0.1	0.8	1.2
Other receipts.....		532120-SM	-0.4	0.5	-0.3	-0.2	0.0	0.0
Other heavy machinery rental and leasing.....	532412		0.7	-0.2	0.1	-0.3	-0.1	0.0
Primary services.....		532412-P	0.9	-0.2	0.1	-0.4	-0.1	0.0
Construction equipment rental and leasing.....		532412-1	1.3	-0.3	0.1	-0.5	-0.1	0.0
Oilfield and well drilling equipment rental and leasing.....		532412-2	0.0	0.0	0.0	0.0	0.0	0.0
Other receipts.....		532412-SM	-	0.0	0.0	0.0	0.0	-
Legal services.....	5411		7.5	1.3	-0.2	0.4	3.7	1.0

See footnotes at end of table.

Table 12. Producer price index percentage changes for the net output of selected industries and their products, not seasonally adjusted — Continued
 [February 2025]

Title ¹	Industry code	Product code	Unadjusted 12-month percent change ²	Unadjusted 1-month percent change ²				
				Feb. 2024 to Feb. 2025 ^P	Sept. to Oct.	Oct. to Nov. ^P	Nov. to Dec. ^P	Dec. to Jan. ^P
Offices of lawyers.....	54111		7.5	1.3	-0.2	0.4	3.7	1.0
Offices of lawyers.....	541110		7.5	1.3	-0.2	0.4	3.7	1.0
Primary services.....		541110-P	7.5	1.3	-0.2	0.4	3.7	1.0
Labor and employment legal services.....		541110-A	5.6	1.8	-0.9	-0.1	3.6	0.8
Other legal services.....		541110-C	0.6	0.0	0.0	0.0	0.6	0.0
Real estate legal services.....		541110-2	6.1	1.0	0.7	0.3	6.0	-0.1
Civil negligence legal services.....		541110-3	7.0	0.4	0.1	0.1	3.6	0.4
Defendant representation.....		541110-301	6.2	0.6	0.1	0.0	1.5	0.6
Plaintiff representation.....		541110-302	8.1	0.0	0.2	0.2	6.6	0.1
Wills, estate planning, and probate.....		541110-6	1.2	0.0	0.0	0.0	1.2	0.0
Business and commercial legal services.....		541110-9	10.9	2.0	-0.5	0.8	4.4	1.7
Tax legal services.....		541110-901	10.9	0.0	-0.1	0.0	10.2	0.2
Intellectual property legal services.....		541110-902	9.8	8.5	-2.4	2.9	6.5	2.4
Bankruptcy and other business and commercial legal services.....		541110-903	11.1	1.0	-0.2	0.4	3.7	1.7
Offices of certified public accountants.....	541211		-1.5	-1.3	-0.8	1.5	1.0	0.5
Primary services.....		541211-P	-1.6	-1.3	-1.3	1.7	1.0	0.5
Other accounting services.....		541211-A	0.1	-4.9	0.3	2.6	2.8	1.0
Financial auditing.....		541211-4	-2.3	0.1	0.1	0.2	-0.2	0.7
Tax preparation and planning.....		541211-5	-2.7	-1.6	-4.2	3.6	1.5	0.1
Bookkeeping and compilation.....		541211-9	5.7	-0.1	0.8	0.5	2.0	0.6
Other accounting services.....	541219		2.7	1.0	-0.2	1.9	-0.6	0.0
Primary services.....		541219-P	2.7	1.0	-0.2	1.9	-0.6	0.0
Other accounting services (non-CPA firms).....		541219-1	2.7	1.0	-0.2	1.9	-0.6	0.0
Architectural, engineering and related services.....	5413		1.7	0.1	0.0	0.0	1.2	0.2
Architectural services.....	54131		1.5	0.3	0.1	0.0	0.3	0.0
Architectural services.....	541310		1.5	0.3	0.1	0.0	0.3	0.0
Primary services.....		541310-P	1.7	0.3	0.2	0.0	0.3	0.0
Residential building projects.....		541310-1	2.3	1.3	0.6	0.0	0.0	0.0
Nonresidential building projects.....		541310-7	1.5	0.0	0.0	0.0	0.4	0.0
Commercial and industrial building projects.....		541310-71	0.8	0.0	0.1	0.0	0.3	0.0
Institutional building projects.....		541310-72	2.3	0.0	0.0	0.0	0.5	0.0
Other architectural services, incl. historic restoration & architectural consulting services.....		541310-8	0.8	0.0	0.0	0.0	0.8	0.0
Engineering services.....	54133		1.7	0.0	0.0	0.0	1.3	0.2
Engineering services.....	541330		1.7	0.0	0.0	0.0	1.3	0.2
Primary services.....		541330-P	1.9	0.0	0.0	0.0	1.5	0.2
Building related engineering projects.....		541330-1	1.6	0.0	0.0	0.0	1.2	0.1
Residential building engineering projects.....		541330-101	0.7	0.0	0.0	0.0	0.0	0.2
Commercial, public, and institutional building engineering projects.....		541330-102	1.6	0.0	0.0	0.0	0.7	0.3
Industrial and manufacturing plant and process engineering projects.....		541330-103	1.7	0.0	0.0	0.0	1.6	0.0
Non-building related engineering projects.....		541330-2	2.1	0.0	0.0	0.0	1.6	0.3
Transportation engineering projects.....		541330-201	0.7	0.1	0.0	0.0	-0.1	0.2
Highway and roadway engineering projects.....		541330-20101	0.9	0.3	0.0	0.0	-0.1	0.2
Other transportation engineering projects, including mass transit engineering projects.....		541330-20102	0.3	-0.1	0.0	0.0	-0.2	0.1
Municipal utility and power generation and distribution engineering projects.....		541330-202	2.0	0.0	0.0	0.0	1.7	0.4
All other non-building related engineering projects.....		541330-203	3.0	0.0	0.0	0.0	2.6	0.3
Other receipts.....		541330-SM	-0.1	0.1	-0.1	0.0	0.1	0.0
Management and technical consulting services.....	5416		2.2	-0.9	1.7	-0.7	0.5	0.3
Management consulting services.....	54161		2.2	-0.9	1.7	-0.7	0.5	0.3
Management consulting services.....	541610		2.4	-0.9	2.1	-0.8	0.3	0.2
Primary services.....		541610-P	2.6	-0.9	2.5	-0.9	0.2	0.1
Administrative and general management consulting services.....		541610-1	3.2	-1.3	3.8	-1.3	0.2	0.1
Marketing consulting services.....		541610-3	0.0	0.0	0.0	0.0	0.0	0.0
Process, physical distribution and logistics consulting services.....		541610-4	9.4	0.1	0.9	0.2	1.1	0.4
Human resources consulting services.....		541610-5	-	-1.3	0.9	-1.2	-0.1	-
Advertising agencies.....	54181		1.8	0.6	0.1	0.0	0.1	0.2
Advertising agencies.....	541810		1.8	0.7	0.1	0.0	0.1	0.2
Primary services.....		541810-P	1.3	0.1	0.1	0.0	0.1	0.2
Advertising agency services.....		541810-4	1.3	0.1	0.1	0.0	0.1	0.2
Advertising creative services billed separately.....		541810-401	0.6	0.6	0.0	0.0	0.0	0.0

See footnotes at end of table.

Table 12. Producer price index percentage changes for the net output of selected industries and their products, not seasonally adjusted — Continued
 [February 2025]

Title ¹	Industry code	Product code	Unadjusted 12-month percent change ²	Unadjusted 1-month percent change ²				
				Feb. 2024 to Feb. 2025 ^P	Sept. to Oct.	Oct. to Nov. ^P	Nov. to Dec. ^P	Dec. to Jan. ^P
Advertising agencies - Continued								
Advertising placement services, including bundled placement and creative services.....		541810-402	1.4	-0.5	0.1	0.1	0.1	0.3
Other advertising services billed separately.....		541810-403	2.9	2.9	0.0	0.0	0.0	0.0
Employment services.....	5613		1.5	0.2	0.0	0.1	0.4	0.0
Employee leasing services.....	56133		2.9	0.1	0.0	0.0	0.0	0.0
Professional employer organizations.....	561330		2.9	0.1	0.0	0.0	0.0	0.0
Primary services.....		561330-P	2.9	0.1	0.0	0.0	0.0	0.0
Co-employment staffing.....		561330-1	2.9	0.1	0.0	0.0	0.0	0.0
Staffing services (except PEOs).....	56138		0.5	0.4	0.0	0.2	0.8	0.0
Staffing services (except PEOs).....	561380		0.5	0.4	0.0	0.2	0.8	0.0
Primary services.....		561380-P	0.5	0.4	0.0	0.2	0.8	0.0
Temporary help services.....		561380-1	0.4	0.5	-0.1	0.3	0.8	0.1
Temporary help services, office and clerical.....		561380-101	4.0	0.3	0.3	0.6	0.4	0.4
Temporary help services, light and heavy industrial.....		561380-102	-2.7	0.1	-0.3	0.3	-0.5	0.7
Temporary help services, technical and professional.....		561380-103	2.4	0.4	0.0	0.0	2.0	0.0
Temporary help services, medical.....		561380-104	-3.5	1.1	-0.9	0.2	2.0	-1.1
Temporary help services, other.....		561380-105	2.8	1.2	0.2	0.4	0.1	-0.4
Employment placement services.....		561380-2	1.8	-0.7	0.7	0.9	-1.6	-0.2
Executive search services.....		561380-3	1.0	-0.4	2.1	-4.1	7.2	-3.5
Travel agencies.....	56151		-0.3	0.9	0.1	-0.4	0.0	0.2
Travel agencies.....	561510		-0.3	0.9	0.1	-0.4	0.0	0.2
Primary services.....		561510-P	-0.4	1.4	0.1	-0.6	0.0	0.4
Flight bookings.....		561510-1	-1.8	3.4	0.9	-0.9	0.6	0.3
Domestic flight bookings.....		561510-111	-7.7	12.4	0.2	-0.6	-1.7	-0.1
International flight bookings.....		561510-112	2.4	-1.9	1.4	-1.1	2.1	0.6
Other travel agency services, except flight bookings.....		561510-2	0.5	0.2	-0.3	-0.4	-0.4	0.4
Hotel and car rental bookings.....		561510-211	1.6	0.4	-0.1	0.1	-1.4	-0.1
Hotel bookings.....		561510-2111	1.6	0.4	-0.1	0.1	-1.4	-0.1
Car rental bookings.....		561510-2112	2.3	-6.3	0.4	-0.4	-4.6	2.4
Cruise and tour bookings.....		561510-222	-0.2	0.5	-1.1	-1.4	-0.1	1.4
Cruise bookings.....		561510-2221	-1.2	0.2	-1.6	-1.7	-0.2	1.7
Packaged tour bookings.....		561510-2222	5.4	2.2	1.5	0.4	0.3	-0.4
All other travel agency services.....		561510-233	0.3	0.0	0.0	0.0	0.0	0.0
Security guards and patrol services.....	561612		3.1	0.4	-0.1	0.2	1.0	0.8
Primary services.....		561612-P	3.1	0.4	-0.1	0.2	1.0	0.8
Security guard services.....		561612-1	3.1	0.4	-0.1	0.2	1.0	0.8
Janitorial services.....	56172		4.9	0.0	0.0	0.0	0.7	0.1
Janitorial services.....	561720		4.9	0.0	0.0	0.0	0.7	0.1
Primary services.....		561720-P	5.1	0.0	0.0	0.0	0.7	0.1
Janitorial cleaning services.....		561720-5	5.1	0.0	0.0	0.0	0.7	0.1
Nonresidential cleaning services.....		561720-51	5.4	0.0	0.0	0.0	0.8	0.0
Residential cleaning services.....		561720-52	1.9	0.0	0.0	0.0	0.0	1.9
Waste collection.....	5621		6.4	0.1	1.3	-1.2	0.1	0.8
Waste collection.....	56211		6.4	0.1	1.3	-1.2	0.1	0.8
Solid waste collection.....	562111		6.4	0.1	1.3	-1.2	0.1	0.8
Primary services.....		562111-P	7.1	0.1	1.6	-1.1	0.3	0.7
Solid waste collection services.....		562111-2	7.1	0.1	1.6	-1.1	0.3	0.7
Residential solid waste collection.....		562111-21	-	-	-	-	-	-
Nonresidential solid waste collection.....		562111-22	-	-	-	-	-	-
Operation of waste transfer facilities.....		562111-23	-	-	-	-	-	-
Other receipts.....		562111-SM	-	-	-	-	-	-
Offices of physicians.....	6211		1.8	0.5	0.0	0.2	0.0	0.0
Offices of physicians.....	62111		1.8	0.5	0.0	0.2	0.0	0.0
Offices of physicians, except mental health.....	621111		1.8	0.5	0.0	0.2	0.0	0.0
Primary services.....		621111-P	1.8	0.5	0.0	0.2	0.0	0.0
One and two physician practices and single specialty group practices.....		621111-4	2.1	0.6	0.0	0.2	0.0	0.0
General/family practice.....		621111-411	9.6	3.8	0.0	0.1	-0.3	0.0
Internal medicine.....		621111-412	-1.0	0.0	0.0	0.0	-1.0	0.0
General surgery and other surgical specialties.....		621111-413	-0.6	-0.1	0.0	0.3	-0.7	0.0

See footnotes at end of table.

Table 12. Producer price index percentage changes for the net output of selected industries and their products, not seasonally adjusted — Continued
 [February 2025]

Title ¹	Industry code	Product code	Unadjusted 12-month percent change ²	Unadjusted 1-month percent change ²					
				Feb. 2024 to Feb. 2025 ^P	Sept. to Oct.	Oct. to Nov. ^P	Nov. to Dec. ^P	Dec. to Jan. ^P	Jan. to Feb. ^P
Offices of physicians, except mental health - Continued									
Pediatrics.....		621111-414	6.9	0.0	0.0	0.0	3.3	0.0	
Obstetrics/gynecology.....		621111-415	-0.4	0.0	0.0	0.0	-0.1	0.0	
Other specialty.....		621111-419	0.4	0.0	0.0	0.4	-0.5	0.0	
Multispecialty group practice.....		621111-5	1.1	0.2	-0.1	0.2	0.0	0.0	
Offices of dentists.....	6212		4.2	0.0	0.0	0.0	1.4	0.1	
Offices of dentists.....	62121		4.2	0.0	0.0	0.0	1.4	0.1	
Offices of dentists.....	621210		4.2	0.0	0.0	0.0	1.4	0.1	
Primary services.....		621210-P	4.2	0.0	0.0	0.0	1.4	0.1	
Dental visits and consultations.....		621210-1	3.8	-0.1	0.0	0.0	2.2	0.2	
Private insurance patients: dental visits and consultations.....		621210-11	6.2	-0.2	0.0	0.0	3.4	0.0	
Medicare, Medicaid and all other patients: dental visits and consultations.....		621210-12	0.3	0.0	0.0	-0.1	0.4	0.6	
Dental surgical intervention services.....		621210-2	3.3	0.0	0.0	0.0	1.8	0.0	
Private insurance patients: dental surgical intervention services.....		621210-21	4.2	0.0	0.0	0.0	2.7	0.0	
Medicare, Medicaid and all other patients: dental surgical intervention services.....		621210-22	2.1	0.0	0.0	0.0	0.5	0.0	
Dental non-surgical intervention services.....		621210-3	4.7	0.0	0.0	0.0	0.8	0.0	
Private insurance patients: dental non-surgical intervention services.....		621210-31	8.1	0.0	0.0	0.0	1.4	0.0	
Medicare, Medicaid and all other patients: dental non-surgical intervention services.....		621210-32	0.5	0.0	0.0	0.0	0.1	0.0	
Medical and diagnostic laboratories.....	6215		0.6	-0.1	0.0	0.0	0.2	0.0	
Medical and diagnostic laboratories.....	62151		0.6	-0.1	0.0	0.0	0.2	0.0	
Medical laboratories.....	621511		0.3	0.0	0.0	0.0	0.2	0.0	
Primary services.....		621511-P	0.3	0.0	0.0	0.0	0.2	0.0	
Medical laboratory services.....		621511-2	0.3	0.0	0.0	0.0	0.2	0.0	
Medicare patients.....		621511-23	0.2	0.0	0.0	0.0	0.0	0.0	
Medicaid patients.....		621511-24	0.0	0.0	0.0	0.0	0.0	0.0	
Private insurance patients.....		621511-25	0.2	0.0	0.0	0.0	0.0	0.0	
All other patients.....		621511-26	0.7	0.0	0.0	0.0	1.0	0.0	
Diagnostic imaging centers.....	621512		1.2	-0.2	0.0	0.0	0.3	0.0	
Primary services.....		621512-P	1.2	-0.2	0.0	0.0	0.3	0.0	
Diagnostic imaging services.....		621512-4	1.2	-0.2	0.0	0.0	0.3	0.0	
Medicare and Medicaid patients.....		621512-41	-2.4	0.5	0.0	0.0	-0.5	0.0	
Private insurance and all other patients.....		621512-42	2.3	-0.4	0.0	0.0	0.6	0.0	
Home health care services.....	6216		2.6	1.2	-0.4	0.0	0.4	0.2	
Home health care services.....	62161		2.6	1.2	-0.4	0.0	0.4	0.2	
Home health care services.....	621610		2.6	1.2	-0.4	0.0	0.4	0.2	
Primary services.....		621610-P	2.5	1.2	-0.4	0.0	0.3	0.2	
Medicare and Medicaid patients.....		621610-3	3.4	1.1	0.0	0.0	0.2	0.2	
Medicare patients.....		621610-31	2.0	1.9	0.0	0.0	0.1	0.0	
Medicaid patients.....		621610-32	4.4	0.6	0.0	0.0	0.3	0.4	
Private insurance and all other patients.....		621610-4	0.4	1.2	-1.4	0.0	0.5	0.2	
Private insurance patients.....		621610-41	7.1	0.0	0.0	0.0	0.7	0.0	
All other patients.....		621610-42	-0.4	1.4	-1.6	0.0	0.5	0.3	
Other receipts.....		621610-SM	3.6	2.5	0.0	0.0	1.1	-0.1	
All other ambulatory health care services.....	62199		3.8	0.0	0.3	-0.1	2.1	0.2	
Blood and organ banks.....	621991		3.8	0.0	0.3	-0.1	2.1	0.2	
Primary services.....		621991-P	3.9	0.0	0.3	-0.1	2.2	0.2	
Human blood services.....		621991-1	3.3	0.1	0.3	0.1	1.1	0.3	
Human red blood and whole blood services.....		621991-12	3.1	0.8	0.1	-0.2	1.1	0.0	
Human blood plasma services.....		621991-13	3.9	-0.5	0.7	0.4	1.3	0.5	
Human blood platelet and other blood services.....		621991-14	2.0	0.6	-0.3	-0.3	0.5	0.3	
Human organ, bone, tissue, and other bank services.....		621991-2	5.1	-0.5	0.2	-0.5	4.5	0.0	
Other receipts.....		621991-SM	1.3	0.6	0.3	-0.2	0.4	0.2	
Hospitals.....	622		2.5	0.6	0.1	0.0	0.2	0.6	
General medical and surgical hospitals.....	6221		2.6	0.6	0.1	0.0	0.2	0.6	
General medical and surgical hospitals.....	62211		2.6	0.6	0.1	0.0	0.2	0.6	
General medical and surgical hospitals.....	622110		2.6	0.6	0.1	0.0	0.2	0.6	
Primary services.....		622110-P	2.6	0.6	0.1	0.0	0.2	0.6	
Certain infectious and parasitic diseases.....		622110-201	-4.3	-0.1	0.1	0.0	0.1	0.0	
Neoplasms.....		622110-202	0.8	0.0	0.0	-0.2	0.8	0.0	

See footnotes at end of table.

Table 12. Producer price index percentage changes for the net output of selected industries and their products, not seasonally adjusted — Continued
 [February 2025]

Title ¹	Industry code	Product code	Unadjusted 12-month percent change ²	Unadjusted 1-month percent change ²				
				Feb. 2024 to Feb. 2025 ^P	Sept. to Oct.	Oct. to Nov. ^P	Nov. to Dec. ^P	Dec. to Jan. ^P
General medical and surgical hospitals - Continued								
Diseases of the blood & blood-forming organs & certain disorders involving the immune mechanism.....		622110-203	-0.9	1.2	0.0	0.0	-0.6	0.0
Endocrine, nutritional and metabolic diseases.....		622110-204	2.0	0.1	0.3	-0.1	1.9	0.0
Mental and behavioural disorders.....		622110-205	1.7	0.5	0.1	0.0	0.3	-0.4
Diseases of the nervous system.....		622110-206	2.3	1.0	0.2	0.0	0.4	0.0
Diseases of the circulatory system.....		622110-209	0.7	1.5	0.0	0.0	-0.9	0.3
Diseases of the respiratory system.....		622110-210	7.4	1.0	-0.1	0.0	0.3	2.7
Diseases of the digestive system.....		622110-211	0.1	-0.1	0.0	0.0	-1.0	0.2
Diseases of the skin and subcutaneous tissue.....		622110-212	2.4	1.6	0.0	0.0	0.2	0.1
Diseases of the musculoskeletal system and connective tissue.....		622110-213	2.4	0.1	0.2	0.1	0.4	0.1
Diseases of the genitourinary system.....		622110-214	2.7	1.0	0.6	0.1	0.1	0.0
Pregnancy, childbirth and the puerperium.....		622110-215	4.2	0.0	0.0	-0.2	-0.9	1.8
Certain conditions originating in the perinatal period.....		622110-216	1.9	-3.2	0.1	0.0	0.0	0.1
Symptoms, signs and abnormal clinical and laboratory findings, not elsewhere classified.....		622110-218	2.8	-0.1	0.0	0.0	0.8	1.7
Injury, poisoning and certain other consequences of external causes.....		622110-219	6.4	0.4	0.0	0.0	1.3	2.6
Factors influencing health status and contact with health services.....		622110-221	3.6	1.7	0.0	0.1	0.0	0.1
Other diseases.....		622110-223	6.1	0.0	0.0	-0.2	3.4	0.6
Psychiatric and substance abuse hospitals.....	6222		0.8	0.0	0.0	0.0	0.1	0.0
Psychiatric and substance abuse hospitals.....	62221		0.8	0.0	0.0	0.0	0.1	0.0
Psychiatric and substance abuse hospitals.....	622210		0.8	0.0	0.0	0.0	0.1	0.0
Primary services.....		622210-P	0.8	0.0	0.0	0.0	0.1	0.0
Psychiatric hospitals.....		622210-3	1.0	0.0	0.0	0.0	0.1	0.0
Medicare patients: psychiatric hospitals.....		622210-31	0.8	0.0	0.1	0.0	0.0	0.0
Medicaid patients: psychiatric hospitals.....		622210-32	3.2	0.0	0.0	0.1	0.1	0.0
Private insurance and all other patients: psychiatric hospitals.....		622210-33	0.1	0.0	0.0	0.0	0.1	0.0
Other specialty hospitals.....	6223		1.2	1.5	0.3	0.1	-0.2	0.0
Other specialty hospitals.....	62231		1.2	1.5	0.3	0.1	-0.2	0.0
Other specialty hospitals.....	622310		1.2	1.5	0.3	0.1	-0.2	0.0
Primary services.....		622310-P	0.0	1.7	0.3	0.1	-0.3	0.0
Specialty, except psychiatric and substance abuse, hospitals.....		622310-6	0.0	1.7	0.3	0.1	-0.3	0.0
Medicare patients.....		622310-61	0.8	2.0	0.9	-0.3	0.1	-0.1
Medicaid patients.....		622310-62	6.8	3.3	1.6	-0.5	-0.2	0.0
Private insurance and all other patients.....		622310-63	-2.0	1.1	-0.4	0.5	-0.5	0.0
Nursing care facilities.....	6231		2.5	1.3	0.1	0.7	0.6	-0.1
Nursing care facilities.....	62311		2.5	1.3	0.1	0.7	0.6	-0.1
Nursing care facilities.....	623110		2.5	1.3	0.1	0.7	0.6	-0.1
Primary services.....		623110-P	2.6	1.4	0.1	0.7	0.7	-0.1
Medicare and Medicaid patients.....		623110-1	5.4	2.1	-0.1	0.1	0.9	-0.1
Medicaid patients.....		623110-101	5.6	0.3	-0.1	0.2	1.5	-0.2
Medicare patients.....		623110-102	5.1	5.1	0.0	0.0	0.0	0.0
Private insurance and all other patients.....		623110-3	-0.9	0.4	0.3	1.6	0.3	-0.1
Private insurance patients.....		623110-301	-14.6	0.0	0.0	0.0	0.0	0.0
All other patients.....		623110-302	1.8	0.4	0.4	1.9	0.4	-0.1
Residential developmental disability homes.....	62321		12.8	0.8	0.0	0.1	0.3	0.9
Residential developmental disability homes.....	623210		12.8	0.8	0.0	0.1	0.3	0.9
Primary services.....		623210-P	9.8	1.0	0.0	0.1	0.4	1.0
Residential intellectual and developmental disability services.....		623210-1	9.8	1.0	0.0	0.1	0.4	1.0
Medicaid patients.....		623210-11	9.9	1.2	0.0	0.1	0.4	0.1
Non-Medicaid patients.....		623210-12	9.2	0.0	0.0	0.0	0.0	4.6
Amusement and theme parks.....	7131		2.1	4.8	-1.4	2.7	-0.3	1.6
Amusement and theme parks.....	71311		2.1	4.8	-1.4	2.7	-0.3	1.6
Amusement and theme parks.....	713110		2.1	4.8	-1.4	2.7	-0.3	1.6
Primary services.....		713110-P	2.1	5.2	-1.5	2.8	-0.3	1.7
Amusement and theme park admissions.....		713110-1	2.3	7.1	0.3	3.3	-1.3	2.6
Amusement and theme park food and beverage sales.....		713110-2	1.0	0.0	-6.4	4.2	0.4	0.0
Amusement and theme park merchandise sales, games, and other services.....		713110-3	4.4	7.1	-1.2	-11.1	12.5	-2.0
Other receipts.....		713110-SM	3.1	0.1	0.4	1.7	-0.6	-0.7
Golf courses and country clubs.....	71391		4.2	0.1	1.8	1.1	1.4	0.2

See footnotes at end of table.

Table 12. Producer price index percentage changes for the net output of selected industries and their products, not seasonally adjusted — Continued
 [February 2025]

Title ¹	Industry code	Product code	Unadjusted 12-month percent change ²	Unadjusted 1-month percent change ²				
				Feb. 2024 to Feb. 2025 ^P	Sept. to Oct.	Oct. to Nov. ^P	Nov. to Dec. ^P	Dec. to Jan. ^P
Golf courses and country clubs.....	713910		4.2	0.1	1.8	1.1	1.4	0.2
Primary services.....		713910-P	4.4	0.1	1.9	1.2	1.5	0.2
Membership dues and fees.....		713910-1	4.6	0.0	0.0	0.1	3.0	0.0
Greens and guest fees.....		713910-2	3.3	0.5	9.6	4.5	-0.4	1.0
Food and beverage sales.....		713910-3	5.2	0.0	-0.1	0.8	0.0	0.0
Equipment rentals and all other golf services.....		713910-4	2.0	-0.1	0.4	0.0	0.0	0.0
Fitness and recreational sports centers.....	71394		6.1	0.0	-0.1	0.0	4.8	0.8
Fitness and recreational sports centers.....	713940		6.1	0.0	-0.1	0.0	4.8	0.8
Primary services.....		713940-P	6.6	0.0	-0.1	0.0	5.2	0.9
Fitness and recreational facility memberships.....		713940-1	8.3	0.0	0.0	0.0	7.4	1.2
Recreational facility admissions, classes, and other fitness center services.....		713940-2	2.6	0.0	-0.3	0.0	0.2	0.0
Other receipts.....		713940-SM	-	0.0	0.0	0.0	1.7	-
Accommodation.....	721		7.4	1.7	-2.9	-1.1	3.7	1.7
Accommodation.....	7211		7.4	1.7	-2.9	-1.1	3.7	1.7
Hotels (exc casino hotels) and motels.....	72111		11.1	1.7	-2.7	-1.3	4.2	2.8
Hotels and motels, except casino hotels.....	721110		11.1	1.7	-2.7	-1.3	4.2	2.8
Primary services.....		721110-P	11.2	1.7	-2.7	-1.3	4.3	2.9
Guestroom rental.....		721110-1	14.2	2.0	-3.3	-1.5	5.2	4.3
Limited service hotels and motels guestroom rental.....		721110-101	-2.2	-1.1	0.6	-9.7	0.4	2.4
Full service hotels and motels guestroom rental.....		721110-102	17.4	0.7	-3.4	-1.4	-7.1	2.2
Luxury and resort hotels guestroom rental.....		721110-103	18.8	5.5	-5.4	2.8	23.3	7.1
Hotel and motel food and beverage and related services.....		721110-2	2.5	0.5	-0.1	-0.2	0.8	0.1
Hotel and motel food and nonalcoholic beverage and related services.....		721110-201	2.9	0.7	-0.3	-0.3	1.0	0.0
Hotel and motel alcoholic beverage and related services.....		721110-202	1.1	-0.7	0.6	0.2	0.3	0.2
Other hotel and motel services.....		721110-5	-6.4	0.7	0.1	-0.1	1.3	-9.7
Other receipts.....		721110-SM1	1.8	0.4	-2.3	-0.4	-0.5	-3.0
Casino hotels.....	72112		-3.1	1.6	-3.5	-0.6	2.2	-2.0
Casino hotels.....	721120		-3.1	1.6	-3.5	-0.6	2.2	-2.0
Primary services.....		721120-P	-3.1	1.6	-3.5	-0.7	2.2	-2.0
Casino hotel guestroom rental.....		721120-1	-16.7	17.1	-21.4	-4.7	10.3	-9.9
Casino hotel food and beverage and related services.....		721120-2	4.8	0.0	0.3	0.8	0.1	1.5
Casino hotel food and nonalcoholic beverage and related services.....		721120-201	5.8	0.0	0.5	1.1	0.1	2.2
Casino hotel alcoholic beverage and related services.....		721120-202	2.7	0.0	0.0	0.0	0.0	0.0
Casino gaming receipts.....		721120-5	-1.3	-2.7	1.9	0.1	0.7	-0.8
Other casino hotel services.....		721120-6	2.3	0.0	0.2	0.0	0.0	0.0
Other receipts.....		721120-SM1	0.6	1.6	-0.4	-0.1	-0.2	-1.4
Commercial machinery repair and maintenance.....	8113		8.5	0.0	0.2	0.6	1.7	0.0
Commercial machinery repair and maintenance.....	81131		8.5	0.0	0.2	0.6	1.7	0.0
Commercial machinery repair and maintenance.....	811310		8.5	0.0	0.2	0.6	1.7	0.0
Primary services.....		811310-P	8.8	0.0	0.2	0.6	1.7	0.0
Maintenance and repair services for agricultural, construction, and mining machinery.....		811310-5	4.4	0.0	0.0	1.2	0.3	0.0
Maintenance and repair services for commercial and service industry machinery.....		811310-6	8.8	0.0	0.7	0.0	0.0	0.0
Maintenance and repair services for industrial machinery.....		811310-7	7.0	0.0	0.0	0.8	0.0	0.0
Maintenance and repair services for general purpose machinery.....		811310-8	24.2	0.0	0.0	0.0	14.5	0.0
Special indexes								
New nonresidential building construction by contractor type/region.....	236400		1.5	-0.2	0.0	0.2	0.4	-0.1
General contractors.....		236400-1	2.8	0.0	0.0	0.1	0.5	0.1
General contractors, Northeast.....		236400-11	2.2	0.3	0.0	0.2	0.8	0.0
General contractors, South.....		236400-12	1.0	0.0	0.0	0.1	0.3	0.0
General contractors, Midwest.....		236400-13	0.5	-0.5	0.0	0.0	0.7	0.1
General contractors, West.....		236400-14	7.2	0.2	0.1	0.0	0.5	0.2
Plumbing, heating, and air conditioning contractors.....		236400-221	-1.2	-1.4	0.0	0.3	-0.1	0.2
Plumbing, heating, and air conditioning contractors, Northeast.....		236400-2211	-0.2	-1.3	0.0	0.0	0.1	0.1
Plumbing, heating, and air conditioning contractors, South.....		236400-2212	-0.5	-1.2	0.1	0.6	-0.5	0.2
Plumbing, heating, and air conditioning contractors, Midwest.....		236400-2213	-1.5	-1.8	0.0	0.1	0.1	0.1
Plumbing, heating, and air conditioning contractors, West.....		236400-2214	-2.9	-1.6	-0.3	0.3	0.3	0.4
Electrical contractors.....		236400-222	0.6	-0.2	-0.1	0.0	0.5	-0.2
Electrical contractors, Northeast.....		236400-2221	1.8	0.0	0.0	0.2	0.3	-0.5
Electrical contractors, South.....		236400-2222	0.0	-0.5	-0.2	0.1	0.6	-0.3
Electrical contractors, Midwest.....		236400-2223	0.5	0.7	0.0	0.0	0.5	0.0

See footnotes at end of table.

Table 12. Producer price index percentage changes for the net output of selected industries and their products, not seasonally adjusted — Continued
 [February 2025]

Title ¹	Industry code	Product code	Unadjusted 12-month percent change ²	Unadjusted 1-month percent change ²				
				Feb. 2024 to Feb. 2025 ^p	Sept. to Oct.	Oct. to Nov. ^p	Nov. to Dec. ^p	Dec. to Jan. ^p
New nonresidential building construction by contractor type/region - Continued								
Electrical contractors, West.....		236400-2224	0.8	-0.5	-0.1	-0.2	0.3	-0.1
Roofing contractors.....		236400-223	4.1	0.6	0.4	-0.1	2.8	0.1
Roofing contractors, Northeast.....		236400-2231	10.9	1.1	0.5	0.0	11.5	-0.5
Roofing contractors, South.....		236400-2232	—	0.2	1.0	0.0	0.0	0.6
Roofing contractors, Midwest.....		236400-2233	-4.1	-1.3	0.0	-0.5	-1.5	-0.1
Roofing contractors, West.....		236400-2234	12.2	2.8	0.0	0.0	6.6	0.0
Poured concrete foundation and structure contractors.....		236400-224	2.6	1.0	0.0	-0.1	0.1	0.3
Poured concrete foundation and structure contractors, Northeast.....		236400-2241	0.5	1.8	-0.1	0.1	0.1	-0.1
Poured concrete foundation and structure contractors, South.....		236400-2242	3.7	1.1	-0.2	-0.2	0.1	0.0
Poured concrete foundation and structure contractors, Midwest.....		236400-2243	1.6	-1.4	0.0	0.0	1.1	1.2
Poured concrete foundation and structure contractors, West.....		236400-2244	2.7	2.7	0.2	0.0	-0.7	0.0
New nonresidential building construction by region.....	236500		1.6	-0.2	0.0	0.1	0.3	-0.1
New nonresidential building construction, Northeast.....		236500-1	2.3	-0.1	0.0	0.2	0.5	-0.4
New nonresidential building construction, South.....		236500-2	0.5	-0.2	0.0	0.3	0.2	-0.2
New nonresidential building construction, Midwest.....		236500-3	-0.2	-0.7	0.0	0.0	0.5	0.1
New nonresidential building construction, West.....		236500-4	3.5	0.0	0.0	0.0	0.4	0.1
Nonresidential building maintenance & repair.....	2381MR		5.4	0.0	0.0	0.1	1.5	-0.4
General medical and surgical hospitals by patient type.....	62211A							
Medicare patients.....		62211A-2	2.0	1.4	0.0	0.0	0.8	0.0
Medicaid patients.....		62211A-4	-0.1	0.1	0.0	0.0	0.0	0.0
Private insurance and all other patients.....		62211A-6	3.0	0.1	0.1	0.0	-0.5	1.1
Private insurance patients.....		62211A-61	3.8	0.1	0.1	0.0	0.0	1.2
All other patients.....		62211A-62	-3.7	0.0	0.0	0.0	-4.6	0.8
Premiums for property and casualty insurance ³	924126		3.8	0.1	0.1	-0.1	0.0	0.2
Primary services.....		924126-P	3.8	0.1	0.1	-0.1	0.0	0.2
Premiums for private passenger auto insurance.....		924126-1	3.9	0.1	0.2	-0.1	0.1	0.4
Premiums for homeowner's insurance.....		924126-2	8.9	0.1	0.1	0.0	0.0	0.2
Premiums for commercial auto insurance.....		924126-3	—	0.0	0.2	0.0	0.4	—
Premiums for non-auto liability insurance.....		924126-4	3.4	0.0	0.0	0.0	0.4	0.1
Premiums for medical malpractice insurance.....		924126-402	—	0.0	0.0	0.0	0.5	—
Premiums for product and other non-auto liability insurance.....		924126-403	3.8	0.0	0.0	0.0	0.4	0.1
Premiums for commercial multiple peril insurance.....		924126-5	—	0.0	0.0	0.0	0.0	—
Premiums for worker's compensation insurance.....		924126-6	-1.3	0.0	0.1	-0.2	-0.7	-0.1
Premiums for other property and casualty insurance.....		924126-7	0.2	0.2	0.0	0.0	-0.3	0.0

¹ Industry and product class indexes may include products not shown separately.

² All indexes are subject to revision for 4 months after their originally scheduled publication to incorporate late reports and corrections by survey respondents.

³ The special index for 924126, in which prices reflect premiums only, contrasts with the index shown elsewhere in this table for NAICS 524126, where prices reflect premiums plus the amount of investment income earned on the invested portion of the premium.

^p Preliminary

"—" Data not available.

n.e.c. = Not elsewhere classified.

NOTE: Titles of some industries and products are not shown in this table because they fail to meet our publication criteria.

Table 13. Producer price indexes and percentage changes for special commodity groupings, not seasonally adjusted

[February 2025, Index base 1982=100, unless otherwise indicated]

Title	Other index base	Commodity code		Unadjusted index ¹					Unadjusted 1-month percent change ¹	Unadjusted 12-month percent change ¹
		Group code	Item code	Oct. 2024	Nov. 2024 ^P	Dec. 2024 ^P	Jan. 2025 ^P	Feb. 2025 ^P	Jan. to Feb. ^P	Feb. 2024 to Feb. 2025 ^P
All commodities except farm products.....		SI	006111	255.533	254.634	254.653	258.329	260.015	0.7	1.1
Industrial commodities less fuels.....		ILF	T15M05	260.728	260.891	260.690	262.038	263.320	0.5	1.6
Construction materials.....		SI	012011	325.428	326.759	324.957	326.280	329.020	0.8	-2.6
Chemicals and allied products, including synthetic rubber and synthetic fibers and yarns.....		SI	020011	336.998	335.308	335.575	338.408	339.049	0.2	1.6
Lumber and plywood.....		SI	004011	261.011	265.263	266.755	264.753	269.324	1.7	5.2
Foods										
All foods.....		SI	013011	271.970	281.151	280.224	281.072	290.887	3.5	9.7
Apples.....	06/08	SI	01102A	121.909	124.043	122.264	121.383	121.807	0.3	10.1
Berries.....	06/08	SI	01102B	110.068	243.308	299.382	200.222	230.984	15.4	71.9
Processed foods.....		SI	095011	273.533	275.697	275.342	276.240	278.726	0.9	5.5
Textiles										
Selected textile mill products.....		SI	134011	199.711	198.719	198.751	200.346	201.050	0.4	2.1
Hosiery.....		SI	092011	184.739	184.739	184.739	184.717	184.717	0.0	-0.2
Underwear and nightwear.....		SI	094011	159.977	159.977	159.977	161.323	161.323	0.0	0.9
Metals										
Steel mill products, including fabricated wire products.....		SI	STEEL1	279.510	283.405	274.139	269.271	276.048	2.5	-17.5
Finished steel mill products, excluding fabricated wire products.....		SI	STEEL2	267.823	272.347	261.978	256.748	264.512	3.0	-19.2
Finished steel mill products, including fabricated wire products.....		SI	STEEL3	274.992	279.211	269.602	264.727	271.969	2.7	-17.6
Special metals and metal products.....		SI	018011	243.636	244.075	243.060	243.914	246.555	1.1	0.3
Fabricated metal products.....		SI	017011	287.281	287.526	287.583	288.555	289.714	0.4	0.9
Copper and copper products.....		SI	019011	569.587	557.927	544.491	561.497	572.264	1.9	12.7
Machinery										
Machinery and motive products.....		SI	093011	192.113	192.459	192.852	193.566	193.887	0.2	2.0
Machinery and equipment, except electrical.....		SI	089011	217.000	217.243	217.901	218.917	219.441	0.2	2.6
Agricultural machinery, including tractors.....		SI	024011	335.622	336.045	336.866	336.836	337.492	0.2	1.3
Metalworking machinery.....		SI	021011	254.173	253.900	254.179	257.996	258.819	0.3	3.1
Total tractors.....		SI	023011	302.730	302.855	300.598	298.347	298.347	0.0	-0.6
Agriculture machinery and equipment, less parts.....		SI	021012	330.932	331.348	332.158	332.128	332.775	0.2	1.3
Agricultural machinery, excluding tractors.....		SI	024012	345.995	346.317	347.103	347.134	347.771	0.2	1.1
Medical										
Pharmaceutical preparations for human and veterinary use.....		SI	070011	878.152	878.130	878.175	872.744	874.385	0.2	0.0
Pharmaceuticals for human use, prescription.....	06/01	SI	07003	319.077	319.077	319.077	317.885	317.922	0.0	-0.4
Pharmaceuticals for human use, non-prescription.....	06/01	SI	07006	111.102	111.340	111.340	111.287	111.231	-0.1	0.9
Health care services, Medicare patients.....	06/14	SI	HCARE1	116.949	116.953	116.994	117.238	117.232	0.0	1.6
Health care services, Medicaid patients.....	06/14	SI	HCARE2	127.260	127.268	127.311	127.750	127.828	0.1	2.6
Health care services, private insurance patients.....	06/14	SI	HCARE3	131.162	131.174	131.231	131.697	132.549	0.6	3.6
Health care services, all other patients.....	06/14	SI	HCARE4	134.128	133.981	134.610	134.299	134.450	0.1	0.8

¹ All indexes are subject to revision for 4 months after their originally scheduled publication to incorporate late reports and corrections by survey respondents.

p Preliminary

NOTE: See next page for content of indexes on this table.

Table 13 commodity groupings include the following items:

All commodities except farm products: 02 through 15

Industrial commodities less fuels: 03, 04, and 06 through 15

Construction materials: 062101, 0721, 081105, 081106, 081107, 081203, 081204, 082, 0831, 0835, 086, 092, 101502, 101703, 101704, 10250162, 104101, 105, 106, 1071, 107301, 1074051, 107411, 10830225, 1142, 1147, 11490205, 11710143, 11710144, 11710147, 11710216, 11710217, 123101, 1232, 131108, 1321, 1322, 133, 134, 1361, 1362, 137, 1392, 1394, and 139501

Chemicals and allied products, including synthetic rubber and synthetic fibers: 031, 06 less 064, and 071102

Lumber and plywood: 081 and 083

All foods: 011, 017, and 02 less 0261, 0262, and 029

Apples: 01110208, 01110209, 01110211, 01110215, 01110216, 01110220, 01110229, 01110230

Berries: 01110222, 01110224, 01110225, 01110226, 01110227

Processed foods: 02 less 0261, 0262, and 029

Selected textile mill products: 0327, 03370104, 034, 038108083, 03820312, 038303214, 038303216, and 1231

Hosiery: 03810831

Underwear and nightwear: 03810647, 03810761, 038308083

Steel mill products, including fabricated wire products: 1017 and 1088

Finished steel mill products, excluding fabricated wire products: 101703, 101704, 101705, 101706, 101706, 101707, and 101708

Finished steel mill products, including fabricated wire products: 101703, 101704, 101705, 101706, 101706, 101707, 101708, and 1088

Special metals and metal products: 10, 111, and 141

Fabricated metal products: 103 through 108

Copper and copper products: 10210201, 10220131, 102301, 102403, 102502, 10260314, and 102807013

Machinery and motive products: 11 and 14

Machinery and equipment except electrical: 111, 112, 113, 114, 115, 116, 118, and 119

Agriculture machinery, including tractors: 1114 less 111409

Metalworking machinery: 113A, 1132, 113304, 1137, and 1138

Total tractors: 111410 and 112A less 112A03

Agricultural machinery and equipment, less parts (old commodity code 111): 111 less 111409

Agricultural machinery, excluding tractors (old commodity code 1112): 1114 less 111403

Pharmaceutical preparations for human and veterinary use: 0634 and 0638

Pharmaceuticals for human use, prescription: prescription pharmaceutical price quotes from 0638

Pharmaceuticals for human use, non-prescription: non-prescription pharmaceutical price quotes from 0638

Health care services, Medicare patients: Medicare price quotes from 511 and 512

Health care services, Medicaid patients: Medicaid price quotes from 511 and 512

Health care services, private insurance patients: Private insurance price quotes from 511 and 512

Health care services, all other patients: Price quotes from 511 and 512, less Medicare, Medicaid, and private insurance

Note: Weights for the above components are those used for the comprehensive All commodities index.

Table 14. Producer price indexes and percentage changes for net inputs to industries, excluding capital investment, labor, and imports; not seasonally adjusted
 [February 2025, Index base December 2014=100, unless otherwise indicated]

Title	Other index base	Commodity code		Unadjusted index ¹					Unadjusted 1-month percent change ¹	Unadjusted 12-month percent change ¹
		Group code	Item code	Oct. 2024	Nov. 2024 ^P	Dec. 2024 ^P	Jan. 2025 ^P	Feb. 2025 ^P	Jan. to Feb. ^P	Feb. 2024 to Feb. 2025 ^P
Construction										
Inputs to construction industries, excluding capital investment, labor, and imports.....		IP	230000	149.670	149.231	149.302	150.776	151.563	0.5	0.3
Inputs to construction industries, goods.....	06/86	IP	2300001	319.195	318.513	317.935	321.829	323.811	0.6	0.3
Inputs to construction industries, energy.....		IP	23000012	124.107	119.596	116.105	121.338	124.425	2.5	-9.5
Inputs to construction industries, goods less foods and energy....		IP	23000013	153.700	153.855	153.949	155.401	156.091	0.4	1.3
Inputs to construction industries, services.....		IP	2300002	148.399	147.730	148.471	149.242	149.741	0.3	0.3
Inputs to construction industries, trade services ²		IP	23000021	156.364	155.224	155.949	155.410	156.441	0.7	-1.1
Inputs to construction industries, transportation and warehousing services.....		IP	23000022	129.897	129.435	131.351	133.635	133.553	-0.1	2.2
Inputs to construction industries, services less trade, transportation, and warehousing.....		IP	23000023	136.580	136.454	136.651	138.345	138.400	0.0	1.6
New construction										
Inputs to new construction, excluding capital investment, labor, and imports.....		IP	231000	150.516	150.107	150.197	151.500	152.268	0.5	0.3
Inputs to new construction, goods.....	06/86	IP	2310001	320.045	319.468	319.025	322.377	324.297	0.6	0.3
Inputs to new construction, energy.....		IP	23100012	122.830	118.037	114.875	120.168	122.896	2.3	-10.4
Inputs to new construction, goods less foods and energy.....		IP	23100013	154.721	154.935	155.043	156.232	156.945	0.5	1.3
Inputs to new construction, services.....		IP	2310002	148.601	147.927	148.601	149.350	149.846	0.3	0.5
Inputs to new construction, trade services ²		IP	23100021	156.824	155.637	156.243	155.483	156.544	0.7	-1.2
Inputs to new construction, transportation and warehousing services.....		IP	23100022	129.897	129.435	131.351	133.635	133.553	-0.1	2.2
Inputs to new construction, services less trade, transportation, and warehousing.....		IP	23100023	136.727	136.569	136.749	138.438	138.525	0.1	1.8
Inputs to residential construction industries, excluding capital investment, labor, and imports.....		IP	231100	148.199	147.753	148.010	149.653	150.442	0.5	0.7
Inputs to residential construction industries, goods.....	06/86	IP	2311001	314.316	313.913	313.565	317.965	319.999	0.6	1.2
Inputs to residential construction industries, energy.....		IP	23110012	118.657	114.438	111.325	116.113	119.112	2.6	-8.5
Inputs to residential construction industries, goods less foods and energy.....		IP	23110013	153.164	153.368	153.491	155.328	156.100	0.5	2.0
Inputs to residential construction industries, services.....		IP	2311002	146.630	145.797	146.696	147.663	148.182	0.4	-0.1
Inputs to residential construction industries, trade services ²		IP	23110021	152.215	150.846	151.952	152.256	153.220	0.6	-1.5
Inputs to residential construction industries, transportation and warehousing services.....		IP	23110022	129.897	129.436	131.351	133.636	133.553	-0.1	2.2
Inputs to residential construction industries, services less trade, transportation, and warehousing.....		IP	23110023	139.061	139.069	139.127	140.702	140.656	0.0	1.6
Inputs to single family residential construction, excluding capital investment, labor, and imports.....		IP	231110	146.854	146.474	146.816	148.338	149.082	0.5	0.7
Inputs to single family residential construction, goods.....		IP	2311101	147.135	147.137	147.113	149.008	149.911	0.6	1.5
Inputs to single family residential construction, energy.....		IP	23111012	122.610	118.295	115.185	120.030	123.153	2.6	-8.0
Inputs to single family residential construction, goods less foods and energy.....		IP	23111013	152.265	152.581	152.781	154.504	155.266	0.5	2.1
Inputs to single family residential construction, services.....		IP	2311102	146.418	145.482	146.356	147.336	147.847	0.3	-0.3
Inputs to single family residential construction, trade services ²		IP	23111021	152.100	150.594	151.623	152.054	152.932	0.6	-1.6
Inputs to single family residential construction, transportation and warehousing services.....		IP	23111022	129.897	129.436	131.351	133.636	133.553	-0.1	2.2
Inputs to single family residential construction, services less trade, transportation, and warehousing.....		IP	23111023	141.932	142.096	142.049	143.640	143.598	0.0	1.6
Inputs to multifamily residential construction, excluding capital investment, labor, and imports.....		IP	231120	149.921	149.641	149.903	150.890	151.650	0.5	0.3
Inputs to multifamily residential construction, goods.....		IP	2311201	152.686	152.804	152.522	153.452	154.364	0.6	0.7
Inputs to multifamily residential construction, energy.....		IP	23112012	123.806	119.614	116.478	121.316	124.336	2.5	-8.2
Inputs to multifamily residential construction, goods less foods and energy.....		IP	23112013	157.518	157.993	157.942	158.564	159.317	0.5	1.4
Inputs to multifamily residential construction, services.....		IP	2311202	146.748	145.902	146.937	148.010	148.560	0.4	-0.3
Inputs to multifamily residential construction, trade services ²		IP	23112021	151.907	150.436	151.758	152.205	153.225	0.7	-1.8
Inputs to multifamily residential construction, transportation and warehousing services.....		IP	23112022	129.897	129.435	131.351	133.635	133.553	-0.1	2.2
Inputs to multifamily residential construction, services less trade, transportation, and warehousing.....		IP	23112023	132.481	132.553	132.679	134.165	134.172	0.0	1.6
Inputs to other residential construction, excluding capital investment, labor, and imports.....		IP	231130	147.202	146.717	146.924	148.578	149.379	0.5	0.7
Inputs to other residential construction, goods.....		IP	2311301	147.869	147.564	147.353	149.459	150.444	0.7	1.1
Inputs to other residential construction, energy.....		IP	23113012	118.892	114.648	111.488	116.324	119.320	2.6	-8.7
Inputs to other residential construction, goods less foods and energy.....		IP	23113013	151.071	151.196	151.306	153.116	153.881	0.5	2.0
Inputs to other residential construction, services.....		IP	2311302	146.444	145.687	146.524	147.497	148.025	0.4	0.1
Inputs to other residential construction, trade services ²		IP	23113021	153.057	151.713	152.821	153.084	154.076	0.6	-1.4

See footnotes at end of table.

Table 14. Producer price indexes and percentage changes for net inputs to industries, excluding capital investment, labor, and imports; not seasonally adjusted — Continued
 [February 2025, Index base December 2014=100, unless otherwise indicated]

Title	Other index base	Commodity code		Unadjusted index ¹					Unadjusted 1-month percent change ¹	Unadjusted 12-month percent change ¹	
		Group code	Item code	Oct. 2024	Nov. 2024 ^P	Dec. 2024 ^P	Jan. 2025 ^P	Feb. 2025 ^P	Jan. to Feb. ^P	Feb. 2024 to Feb. 2025 ^P	
Inputs to other residential construction, transportation and warehousing services.....		IP	23113022	129.897	129.435	131.351	133.635	133.553	-0.1	2.2	
Inputs to other residential construction, services less trade, transportation, and warehousing.....		IP	23113023	129.326	129.342	129.388	130.813	130.859	0.0	1.9	
Inputs to nonresidential construction, excluding capital investment, labor, and imports.....	06/10	IP	231200	150.301	149.942	149.890	150.948	151.732	0.5	0.2	
Inputs to nonresidential construction, goods.....		IP	2312001	161.035	160.755	160.467	161.813	162.788	0.6	-0.1	
Inputs to nonresidential construction, energy.....		IP	23120012	123.743	119.242	115.753	120.978	124.054	2.5	-9.6	
Inputs to nonresidential construction, goods less foods and energy.....		IP	23120013	154.319	154.530	154.621	155.441	156.115	0.4	0.8	
Inputs to nonresidential construction, services.....		IP	2312002	149.374	148.800	149.234	149.842	150.338	0.3	1.0	
Inputs to nonresidential construction, trade services ²		IP	23120021	164.294	163.108	162.996	161.177	162.392	0.8	-0.9	
Inputs to nonresidential construction, transportation and warehousing services.....		IP	23120022	129.897	129.435	131.351	133.635	133.553	-0.1	2.2	
Inputs to nonresidential construction, services less trade, transportation, and warehousing.....		IP	23120023	130.329	130.217	130.438	132.107	132.248	0.1	2.2	
Inputs to commercial and healthcare structures, excluding capital investment, labor, and imports.....		06/10	IP	231210	152.117	151.885	151.892	152.508	153.302	0.5	0.4
Inputs to commercial and healthcare structures, goods.....			IP	2312101	164.677	164.581	164.424	165.183	166.207	0.6	0.3
Inputs to commercial and healthcare structures, energy.....	IP		23121012	123.123	118.761	115.570	120.501	123.624	2.6	-8.3	
Inputs to commercial and healthcare structures, goods less foods and energy.....	IP		23121013	155.730	155.951	156.025	156.426	157.224	0.5	0.9	
Inputs to commercial and healthcare structures, services.....	IP		2312102	149.806	149.197	149.607	149.989	150.368	0.3	0.4	
Inputs to commercial and healthcare structures, trade services ²	IP		23121021	166.332	165.054	164.739	162.353	163.555	0.7	-1.6	
Inputs to commercial and healthcare structures, transportation and warehousing services.....	IP		23121022	129.897	129.435	131.351	133.635	133.553	-0.1	2.2	
Inputs to commercial and healthcare structures, services less trade, transportation, and warehousing.....	IP		23121023	130.623	130.491	130.672	132.100	132.064	0.0	1.4	
Inputs to commercial structures, excluding capital investment, labor, and imports.....	06/10		IP	231211	152.688	152.428	152.422	152.986	153.809	0.5	0.3
Inputs to commercial structures, goods.....			IP	2312111	151.875	151.753	151.606	152.263	153.246	0.6	0.3
Inputs to commercial structures, energy.....		IP	23121112	123.021	118.657	115.445	120.391	123.502	2.6	-8.4	
Inputs to commercial structures, goods less foods and energy.....		IP	23121113	156.086	156.272	156.347	156.700	157.541	0.5	0.9	
Inputs to commercial structures, services.....		IP	2312112	151.001	150.381	150.749	151.051	151.426	0.2	0.3	
Inputs to commercial structures, trade services ²		IP	23121121	168.024	166.640	166.278	163.615	164.847	0.8	-1.7	
Inputs to commercial structures, transportation and warehousing services.....		IP	23121122	129.897	129.435	131.351	133.635	133.553	-0.1	2.2	
Inputs to commercial structures, services less trade, transportation, and warehousing.....		IP	23121123	134.020	133.907	134.060	135.475	135.433	0.0	1.3	
Inputs to healthcare structures, excluding capital investment, labor, and imports.....		06/10	IP	231212	151.815	151.644	151.698	152.554	153.335	0.5	0.6
Inputs to healthcare structures, goods.....			IP	2312121	151.321	151.303	151.191	152.148	153.078	0.6	0.6
Inputs to healthcare structures, energy.....	IP		23121212	123.426	119.081	115.940	120.825	123.963	2.6	-8.1	
Inputs to healthcare structures, goods less foods and energy.....	IP		23121213	155.361	155.659	155.767	156.450	157.231	0.5	1.1	
Inputs to healthcare structures, services.....	IP		2312122	149.681	149.129	149.602	150.182	150.568	0.3	0.7	
Inputs to healthcare structures, trade services ²	IP		23121221	163.339	162.270	162.068	160.331	161.477	0.7	-1.1	
Inputs to healthcare structures, transportation and warehousing services.....	IP		23121222	129.897	129.436	131.351	133.636	133.553	-0.1	2.2	
Inputs to healthcare structures, services less trade, transportation, and warehousing.....	IP		23121223	132.210	132.087	132.309	133.804	133.779	0.0	1.6	
Inputs to industrial structures, excluding capital investment, labor, and imports.....	06/10		IP	231220	151.259	150.898	150.882	151.692	152.516	0.5	0.6
Inputs to industrial structures, goods.....			IP	2312201	158.433	158.333	158.064	159.105	160.081	0.6	0.6
Inputs to industrial structures, energy.....		IP	23122012	123.396	118.959	115.597	120.693	123.782	2.6	-9.0	
Inputs to industrial structures, goods less foods and energy.....		IP	23122013	151.570	151.882	151.921	152.514	153.230	0.5	1.4	
Inputs to industrial structures, services.....		IP	2312202	152.460	151.478	152.026	152.410	152.988	0.4	0.5	
Inputs to industrial structures, trade services ²		IP	23122021	168.874	166.806	166.560	163.006	164.282	0.8	-3.0	
Inputs to industrial structures, transportation and warehousing services.....		IP	23122022	129.897	129.435	131.351	133.635	133.553	-0.1	2.2	
Inputs to industrial structures, services less trade, transportation, and warehousing.....		IP	23122023	131.394	131.001	131.453	133.464	133.791	0.2	2.6	
Inputs to other nonresidential construction, excluding capital investment, labor, and imports.....		06/10	IP	231230	149.435	149.045	148.984	150.186	150.994	0.5	0.2
Inputs to other nonresidential construction, goods.....			IP	2312301	159.356	159.009	158.707	160.243	161.248	0.6	-0.2
Inputs to other nonresidential construction, energy.....	IP		23123012	121.490	117.336	114.152	119.245	122.531	2.8	-8.6	
Inputs to other nonresidential construction, goods less foods and energy.....	IP		23123013	153.970	154.178	154.298	155.235	155.854	0.4	0.8	
Inputs to other nonresidential construction, services.....	IP		2312302	148.635	148.104	148.529	149.203	149.715	0.3	1.1	
Inputs to other nonresidential construction, trade services ²	IP	23123021	163.236	162.149	162.100	160.570	161.782	0.8	-0.5		

See footnotes at end of table.

Table 14. Producer price indexes and percentage changes for net inputs to industries, excluding capital investment, labor, and imports; not seasonally adjusted — Continued
 [February 2025, Index base December 2014=100, unless otherwise indicated]

Title	Other index base	Commodity code		Unadjusted index ¹					Unadjusted 1-month percent change ¹	Unadjusted 12-month percent change ¹
		Group code	Item code	Oct. 2024	Nov. 2024 ^P	Dec. 2024 ^P	Jan. 2025 ^P	Feb. 2025 ^P	Jan. to Feb. ^P	Feb. 2024 to Feb. 2025 ^P
Inputs to other nonresidential construction, transportation and warehousing services.....		IP	23123022	129.897	129.435	131.351	133.635	133.553	-0.1	2.2
Inputs to other nonresidential construction, services less trade, transportation, and warehousing.....		IP	23123023	129.881	129.789	129.988	131.648	131.804	0.1	2.2
Inputs to highways and streets, excluding capital investment, labor, and imports.....		IP	231231	147.331	146.826	146.703	148.216	148.912	0.5	-0.1
Inputs to highways and streets, goods.....		IP	2312311	146.619	146.157	145.853	147.729	148.478	0.5	-0.5
Inputs to highways and streets, energy.....		IP	23123112	124.104	119.527	115.881	121.262	124.316	2.5	-10.2
Inputs to highways and streets, goods less foods and energy....		IP	23123113	152.899	152.924	153.017	154.515	155.003	0.3	0.6
Inputs to highways and streets, services.....		IP	2312312	147.034	146.417	146.795	147.289	147.829	0.4	1.2
Inputs to highways and streets, trade services ²		IP	23123121	165.155	163.831	163.608	161.664	162.970	0.8	-0.5
Inputs to highways and streets, transportation and warehousing services.....		IP	23123122	127.175	126.723	128.598	130.835	130.754	-0.1	2.2
Inputs to highways and streets, services less trade, transportation, and warehousing.....		IP	23123123	129.737	129.653	129.861	131.511	131.665	0.1	2.4
Inputs to power and communication structures, excluding capital investment, labor, and imports.....		IP	231232	146.237	145.845	145.660	146.562	147.442	0.6	-0.2
Inputs to power and communication structures, goods.....		IP	2312321	147.783	147.372	146.848	147.897	149.057	0.8	-1.2
Inputs to power and communication structures, energy.....		IP	23123212	122.165	118.516	115.593	119.852	122.284	2.0	-8.7
Inputs to power and communication structures, goods less foods and energy.....		IP	23123213	153.380	153.731	153.772	154.064	154.922	0.6	0.4
Inputs to power and communication structures, services.....		IP	2312322	144.099	143.733	144.015	144.715	145.206	0.3	1.3
Inputs to power and communication structures, trade services ²		IP	23123221	160.931	160.025	160.073	158.630	159.816	0.7	-0.3
Inputs to power and communication structures, transportation and warehousing services.....		IP	23123222	129.897	129.435	131.351	133.635	133.553	-0.1	2.2
Inputs to power and communication structures, services less trade, transportation, and warehousing.....		IP	23123223	127.176	127.128	127.257	128.757	128.945	0.1	2.2
Inputs to educational and vocational structures, excluding capital investment, labor, and imports.....		IP	231233	151.538	151.402	151.484	152.125	152.879	0.5	0.6
Inputs to educational and vocational structures, goods.....		IP	2312331	151.044	151.068	151.003	151.591	152.467	0.6	0.5
Inputs to educational and vocational structures, energy.....		IP	23123312	118.341	114.160	111.110	115.830	118.830	2.6	-8.2
Inputs to educational and vocational structures, goods less foods and energy.....		IP	23123313	153.946	154.278	154.432	154.720	155.443	0.5	1.0
Inputs to educational and vocational structures, services.....		IP	2312332	150.100	149.564	150.014	150.775	151.211	0.3	0.8
Inputs to educational and vocational structures, trade services ²		IP	23123321	162.973	162.020	161.773	160.409	161.540	0.7	-0.7
Inputs to educational and vocational structures, transportation and warehousing services.....		IP	23123322	129.897	129.436	131.351	133.636	133.553	-0.1	2.2
Inputs to educational and vocational structures, services less trade, transportation, and warehousing.....		IP	23123323	131.885	131.736	131.971	133.687	133.742	0.0	1.7
Inputs to other misc. nonresidential construction, excluding capital investment, labor, and imports.....		IP	231234	149.189	148.937	148.908	149.994	150.773	0.5	0.5
Inputs to other misc. nonresidential construction, goods.....		IP	2312341	147.096	146.979	146.680	147.912	148.815	0.6	0.2
Inputs to other misc. nonresidential construction, energy.....		IP	23123412	123.336	118.850	115.374	120.643	123.795	2.6	-9.5
Inputs to other misc. nonresidential construction, goods less foods and energy.....		IP	23123413	153.446	153.855	153.935	154.706	155.358	0.4	1.3
Inputs to other misc. nonresidential construction, services.....		IP	2312342	148.815	148.286	148.829	149.570	150.061	0.3	1.0
Inputs to other misc. nonresidential construction, trade services ²		IP	23123421	161.408	160.396	160.565	159.273	160.420	0.7	-0.6
Inputs to other misc. nonresidential construction, transportation and warehousing services.....		IP	23123422	129.897	129.435	131.351	133.635	133.553	-0.1	2.2
Inputs to other misc. nonresidential construction, services less trade, transportation, and warehousing.....		IP	23123423	129.976	129.865	130.084	131.739	131.884	0.1	2.3
Maintenance and repair construction										
Inputs to maintenance and repair construction, excluding capital investment, labor, and imports.....		IP	232000	146.517	145.950	146.046	147.867	148.537	0.5	0.5
Inputs to maintenance and repair construction, goods.....	06/86	IP	2320001	325.446	324.451	323.742	329.092	330.970	0.6	0.6
Inputs to maintenance and repair construction, energy.....		IP	23200012	126.986	121.874	117.896	124.033	126.951	2.4	-12.1
Inputs to maintenance and repair construction, goods less foods and energy.....		IP	23200013	151.059	151.088	151.143	153.206	153.850	0.4	1.9
Inputs to maintenance and repair construction, services.....		IP	2320002	147.440	146.660	147.485	148.289	148.657	0.2	0.3
Inputs to maintenance and repair construction, trade services ²		IP	23200021	155.552	154.518	155.286	155.373	156.219	0.5	-0.7
Inputs to maintenance and repair construction, transportation and warehousing services.....		IP	23200022	129.897	129.435	131.351	133.635	133.553	-0.1	2.2
Inputs to maintenance and repair construction, services less trade, transportation, and warehousing.....		IP	23200023	130.112	129.737	130.194	131.732	131.345	-0.3	1.7
Inputs to residential maintenance and repair, excluding capital investment, labor, and imports.....		IP	232100	145.552	145.141	145.362	146.907	147.506	0.4	0.6
Inputs to residential maintenance and repair, goods.....	06/86	IP	2321001	305.643	305.089	304.687	308.802	310.272	0.5	0.8
Inputs to residential maintenance and repair, energy.....		IP	23210012	126.905	122.105	118.030	123.922	126.968	2.5	-11.7

See footnotes at end of table.

Table 14. Producer price indexes and percentage changes for net inputs to industries, excluding capital investment, labor, and imports; not seasonally adjusted — Continued
 [February 2025, Index base December 2014=100, unless otherwise indicated]

Title	Other index base	Commodity code		Unadjusted index ¹					Unadjusted 1-month percent change ¹	Unadjusted 12-month percent change ¹
		Group code	Item code	Oct. 2024	Nov. 2024 ^P	Dec. 2024 ^P	Jan. 2025 ^P	Feb. 2025 ^P	Jan. to Feb. ^P	Feb. 2024 to Feb. 2025 ^P
Inputs to residential maintenance and repair, goods less foods and energy.....		IP	23210013	149.003	149.054	149.132	150.845	151.390	0.4	1.7
Inputs to residential maintenance and repair, services.....		IP	2321002	148.913	148.294	149.074	150.099	150.577	0.3	0.3
Inputs to residential maintenance and repair, trade services ²		IP	23210021	154.821	153.922	154.809	155.439	156.093	0.4	-0.5
Inputs to residential maintenance and repair, transportation and warehousing services.....		IP	23210022	129.897	129.435	131.351	133.635	133.553	-0.1	2.2
Inputs to residential maintenance and repair, services less trade, transportation, and warehousing.....		IP	23210023	137.364	137.544	137.509	139.209	139.375	0.1	2.2
Inputs to nonresidential maintenance and repair, excluding capital investment, labor, and imports.....		IP	232200	146.722	146.133	146.077	147.996	148.824	0.6	0.3
Inputs to nonresidential maintenance and repair, goods.....	06/86	IP	2322001	329.832	328.737	327.768	333.463	335.620	0.6	0.4
Inputs to nonresidential maintenance and repair, energy.....		IP	23220012	127.186	122.352	118.276	124.156	127.270	2.5	-11.6
Inputs to nonresidential maintenance and repair, goods less foods and energy.....		IP	23220013	151.416	151.435	151.427	153.606	154.327	0.5	1.8
Inputs to nonresidential maintenance and repair, services.....		IP	2322002	146.953	146.163	146.849	147.553	148.121	0.4	0.1
Inputs to nonresidential maintenance and repair, trade services ²		IP	23220021	156.074	154.810	155.469	155.217	156.272	0.7	-1.1
Inputs to nonresidential maintenance and repair, transportation and warehousing services.....		IP	23220022	129.897	129.435	131.351	133.635	133.553	-0.1	2.2
Inputs to nonresidential maintenance and repair, services less trade, transportation, and warehousing.....		IP	23220023	129.872	129.754	129.942	131.483	131.505	0.0	1.5
Manufacturing³										
Inputs to 325510, paint and coating manufacturing, excluding capital investment, labor, and imports.....	03/13	IP	325510	123.533	123.238	123.117	123.364	124.303	0.8	1.0
Inputs to 325510, goods.....	03/13	IP	3255101	119.041	118.718	118.515	118.896	119.951	0.9	1.3
Inputs to 325510, energy.....	03/13	IP	32551012	99.866	96.790	95.280	98.240	100.991	2.8	-2.0
Inputs to 325510, goods less foods and energy.....	03/13	IP	32551013	120.139	119.903	119.741	120.041	121.046	0.8	1.4
Inputs to 325510, services.....	03/13	IP	3255102	144.721	144.651	145.115	144.393	144.438	0.0	-0.6
Inputs to 325510, trade services ²	03/13	IP	32551021	151.024	151.387	151.065	147.034	146.929	-0.1	-3.9
Inputs to 325510, transportation and warehousing services.....	03/13	IP	32551022	133.064	132.658	133.714	135.607	135.767	0.1	2.5
Inputs to 326100, plastics products manufacturing, excluding capital investment, labor, and imports.....	03/14	IP	326100	117.971	117.436	117.161	117.127	118.674	1.3	0.7
Inputs to 326100, goods.....	03/14	IP	3261001	111.596	110.804	110.380	110.390	112.236	1.7	0.7
Inputs to 326100, energy.....	03/14	IP	32610012	124.349	120.260	120.384	122.584	124.900	1.9	-1.5
Inputs to 326100, goods less foods and energy.....	03/14	IP	32610013	110.741	110.179	109.716	109.573	111.387	1.7	0.9
Inputs to 326100, services.....	03/14	IP	3261002	142.972	143.927	144.506	144.232	143.969	-0.2	0.5
Inputs to 326100, trade services ²	03/14	IP	32610021	154.517	157.177	157.535	154.754	154.621	-0.1	-0.6
Inputs to 326100, transportation and warehousing services.....	03/14	IP	32610022	123.372	123.036	124.300	126.313	126.275	0.0	2.5
Inputs to 326100, services less trade, transportation, and warehousing.....	03/14	IP	32610023	132.722	132.757	132.778	133.280	132.619	-0.5	0.2
Inputs to 333130, mining and oil and gas field machinery mfg, excluding capital investment, labor, and imports.....	04/14	IP	333130	141.879	141.896	141.298	141.089	142.246	0.8	-2.8
Inputs to 333130, goods.....	04/14	IP	3331301	130.326	130.837	129.788	129.831	131.223	1.1	-3.5
Inputs to 333130, energy.....	04/14	IP	33313012	108.140	104.892	105.273	111.193	119.771	7.7	7.7
Inputs to 333130, goods less foods and energy.....	04/14	IP	33313013	131.048	131.652	130.566	130.465	131.683	0.9	-3.7
Inputs to 333130, services.....	04/14	IP	3331302	163.548	161.996	162.891	161.906	162.194	0.2	-1.0
Inputs to 333130, trade services ²	04/14	IP	33313021	178.370	175.116	174.824	170.448	171.515	0.6	-5.1
Inputs to 333130, transportation and warehousing services.....	04/14	IP	33313022	119.555	118.649	121.202	122.775	122.556	-0.2	2.2
Inputs to 333130, services less trade, transportation, and warehousing.....	04/14	IP	33313023	154.956	154.830	155.443	155.945	155.820	-0.1	1.8
Inputs to 336111, automobile manufacturing, excluding capital investment, labor, and imports.....	02/14	IP	336111	138.868	138.653	138.439	139.837	140.076	0.2	2.5
Inputs to 336111, goods.....	02/14	IP	3361111	121.460	121.429	121.435	121.933	122.084	0.1	1.5
Inputs to 336111, goods less foods and energy.....	02/14	IP	33611113	121.460	121.429	121.435	121.933	122.084	0.1	1.5
Inputs to 336111, services.....	02/14	IP	3361112	185.263	184.147	182.843	188.532	189.154	0.3	6.2
Inputs to 336111, trade services ²	02/14	IP	33611121	190.739	189.543	187.784	193.892	194.609	0.4	6.6
Inputs to 336111, transportation and warehousing services.....	02/14	IP	33611122	131.947	131.478	133.423	135.744	135.660	-0.1	2.2
Inputs to 336411, airplane manufacturing, excluding capital investment, labor, and imports.....	02/14	IP	336411	132.388	132.481	132.327	133.609	134.084	0.4	1.5
Inputs to 336411, goods.....	02/14	IP	3364111	123.210	123.362	123.204	123.934	124.335	0.3	0.6
Inputs to 336411, energy.....	02/14	IP	33641112	102.251	99.494	99.713	110.803	127.312	14.9	18.0
Inputs to 336411, goods less foods and energy.....	02/14	IP	33641113	123.478	123.637	123.477	124.185	124.549	0.3	0.6
Inputs to 336411, services.....	02/14	IP	3364112	164.958	164.827	164.690	168.047	168.794	0.4	3.8
Inputs to 336411, trade services ²	02/14	IP	33641121	186.972	185.392	183.893	187.128	188.273	0.6	2.9
Inputs to 336411, transportation and warehousing services.....	02/14	IP	33641122	131.063	130.597	132.530	134.835	134.752	-0.1	2.2
Inputs to 336411, services less trade, transportation, and warehousing.....	02/14	IP	33641123	142.269	142.885	143.037	146.261	146.885	0.4	4.6

See footnotes at end of table.

Table 14. Producer price indexes and percentage changes for net inputs to industries, excluding capital investment, labor, and imports; not seasonally adjusted — Continued
 [February 2025, Index base December 2014=100, unless otherwise indicated]

Title	Other index base	Commodity code		Unadjusted index ¹					Unadjusted 1-month percent change ¹	Unadjusted 12-month percent change ¹
		Group code	Item code	Oct. 2024	Nov. 2024 ^P	Dec. 2024 ^P	Jan. 2025 ^P	Feb. 2025 ^P	Jan. to Feb. ^P	Feb. 2024 to Feb. 2025 ^P
Inputs to 336611, ship building and repairing, excluding capital investment, labor, and imports.....	02/14	IP	336611	147.671	147.586	147.971	149.095	149.631	0.4	2.0
Inputs to 336611, goods.....	02/14	IP	3366111	138.187	138.407	138.644	139.997	140.873	0.6	2.2
Inputs to 336611, energy.....	02/14	IP	33661112	133.904	130.357	129.818	133.313	138.619	4.0	6.1
Inputs to 336611, goods less foods and energy.....	02/14	IP	33661113	138.277	138.634	138.899	140.173	140.888	0.5	2.1
Inputs to 336611, services.....	02/14	IP	3366112	163.204	162.540	163.200	163.873	163.754	-0.1	1.6
Inputs to 336611, trade services ²	02/14	IP	33661121	179.554	177.674	177.254	174.547	175.641	0.6	-2.6
Inputs to 336611, transportation and warehousing services.....	02/14	IP	33661122	125.390	123.953	127.428	128.544	128.168	-0.3	2.3
Inputs to 336611, services less trade, transportation, and warehousing.....	02/14	IP	33661123	155.243	154.950	155.227	156.286	156.037	-0.2	2.3
Services³										
Inputs to 484000, truck transportation, excluding capital investment, labor, and imports.....	03/14	IP	484000	132.142	131.725	130.278	131.566	132.348	0.6	-4.1
Inputs to 484000, goods.....	03/14	IP	4840001	105.250	103.298	98.080	101.457	103.626	2.1	-17.0
Inputs to 484000, energy.....	03/14	IP	48400012	100.476	98.479	93.134	96.574	98.794	2.3	-18.1
Inputs to 484000, goods less foods and energy.....	03/14	IP	48400013	112.916	112.872	112.892	113.183	113.203	0.0	0.5
Inputs to 484000, services.....	03/14	IP	4840002	145.779	146.441	147.658	147.450	147.243	-0.1	3.8
Inputs to 484000, trade services ²	03/14	IP	48400021	195.816	200.136	206.125	195.103	194.644	-0.2	8.1
Inputs to 484000, transportation and warehousing services.....	03/14	IP	48400022	138.722	138.962	139.615	141.677	141.486	-0.1	3.5
Inputs to 484000, services less trade, transportation, and warehousing.....	03/14	IP	48400023	130.350	130.158	130.274	130.821	130.700	-0.1	2.0
Inputs to 621A00, offices of health practitioners, excluding capital investment, labor, and imports.....	03/13	IP	621A00	136.456	136.453	136.580	137.192	137.177	0.0	1.4
Inputs to 621A00, goods.....	03/13	IP	621A001	144.078	143.783	143.776	144.798	145.091	0.2	1.7
Inputs to 621A00, energy.....	03/13	IP	621A0012	140.555	136.836	136.201	138.949	143.156	3.0	5.1
Inputs to 621A00, goods less foods and energy.....	03/13	IP	621A0013	144.883	144.845	144.885	145.781	145.780	0.0	1.4
Inputs to 621A00, services.....	03/13	IP	621A002	133.846	133.960	134.141	134.591	134.453	-0.1	1.3
Inputs to 621A00, trade services ²	03/13	IP	621A0021	152.841	156.541	155.778	152.624	151.414	-0.8	-0.9
Inputs to 621A00, transportation and warehousing services.....	03/13	IP	621A0022	119.596	115.944	123.011	121.572	120.528	-0.9	2.3
Inputs to 621A00, services less trade, transportation and warehousing.....	03/13	IP	621A0023	128.918	128.723	128.790	129.720	129.742	0.0	1.6
Inputs to 813000, membership associations and organizations, excluding capital investment, labor, and imports.....	05/14	IP	813000	168.977	168.813	169.486	170.407	170.157	-0.1	2.3
Inputs to 813000, goods.....	05/14	IP	8130001	134.512	131.438	129.585	133.011	135.388	1.8	-3.5
Inputs to 813000, energy.....	05/14	IP	81300012	132.255	127.482	124.571	129.514	132.943	2.6	-6.5
Inputs to 813000, goods less foods and energy.....	05/14	IP	81300013	140.788	140.779	140.837	141.536	142.022	0.3	2.3
Inputs to 813000, services.....	05/14	IP	8130002	171.337	171.540	172.533	173.100	172.527	-0.3	2.9
Inputs to 813000, trade services ²	05/14	IP	81300021	146.859	147.573	146.938	145.847	145.397	-0.3	3.8
Inputs to 813000, transportation and warehousing services.....	05/14	IP	81300022	146.062	146.719	147.437	149.640	149.376	-0.2	5.9
Inputs to 813000, services less trade, transportation, and warehousing.....	05/14	IP	81300023	172.835	173.000	174.030	174.504	173.910	-0.3	2.7
Inputs to 813000, maintenance and repair construction.....	05/14	IP	8130003	141.703	141.736	141.815	143.998	143.477	-0.4	5.4

¹ All indexes are subject to revision for 4 months after their originally scheduled publication to incorporate late reports and corrections by survey respondents.

² Trade indexes measure changes in margins received by wholesalers and retailers.

³ PPI data for these Net Inputs to Industry Indexes are organized by Bureau of Economic Analysis (BEA) Industry code. The set of products included in an industry input index and the weights for each commodity included in the index are derived from the BEA's Input-Output Accounts Use of Commodities by Industry table in conjunction with U.S. Census Bureau revenue data. For more information, visit <https://www.bls.gov/ppi/notices/2015/updated-inputs-to-industry-producer-price-indexes.htm> online.

p Preliminary

Table 15. Industry and industry-classified product indexes recoded, effective February 2025

<u>Old Code</u>	<u>New Code</u>
2111112111111	2111202111201
2111112111113	2111302111301
2111122111121	2111302111302
21111221111211	21113021113021
21111221111212	21113021113022
21111221111213	21113021113023
21111221111214	21113021113024
2111122111123	2111302111303

Table 16. New industry and industry-classified product indexes introduced into the Producer Price Index, effective February 2025

211120211120
211120211120P
211130211130
211130211130P
2123232123236
334519334519B
459120459120B1
459120459120B2
48211148211141101
48211148211141102
48211148211141103
48211148211141104
48211148211141105
48211148211141106
48211148211141107
48211148211141108
48211148211141109
48211148211141110
48211148211141111

Table 17. Industry and industry-classified product indexes deleted from the Producer Price Index, effective February 2025

211111211111
211111211111P
211112211112
211112211112P
2123232123233
2123232123234
2123232123235
3345193345197
3345193345198

Table 18. Commodity-based product indexes recoded, effective February 2025

No commodity-based product indexes were recoded with this sample update.

Table 19. New commodity-based product indexes introduced into the Producer Price Index, effective February 2025

11890611*
13990214D

* Introduced with historical data.

Table 20. Commodity-based product indexes deleted from the Producer Price Index, effective February 2025

117311012
117311015
11890610
11890699
13990214B
13990214V
1596
159603
15960313

Technical Note

Brief Explanation of Producer Price Indexes

The Producer Price Index (PPI) of the Bureau of Labor Statistics (BLS) is a family of indexes that measures the average change over time in prices received (price changes) by producers for domestically produced goods, services, and construction. PPIs measure price change from the perspective of the seller. This contrasts with other measures, such as the Consumer Price Index (CPI). CPIs measure price change from the purchaser's perspective.

More than 10,000 PPIs for individual products and groups of products are released each month. PPIs are available for the products of virtually every industry in the mining and manufacturing sectors. Over time, new PPIs have been introduced for products of industries in the services and construction sectors of the U.S. economy. As of January 2023, the PPI covered 69 percent of services as measured by 2017 Census revenue, and 17 percent of construction.

More than 64,000 price quotations per month are organized into three sets of PPIs: (1) Final demand-Intermediate demand (FD-ID) indexes, (2) commodity indexes, and (3) indexes for the net output of industries and their products. The FD-ID structure organizes products by class of buyer and degree of fabrication as well as by stage of production. The commodity structure organizes products by similarity of end use or product type. The entire output of various industries is sampled to derive price indexes for the net output of industries and their products.

Final Demand–Intermediate Demand Indexes

The PPI FD-ID structure measures price change for goods, services, and construction sold to final demand and to intermediate demand. The FD-ID system replaced the PPI stage-of-processing (SOP) system as PPI's primary aggregation model with the release of data for January 2014. The FD-ID model expands coverage beyond that of the SOP system through the addition of services, construction, exports, and government purchases.

Compared with finished goods under the SOP system, the PPI for final demand goods includes nearly a 50 percent expansion of coverage. This increase can be traced to the addition of government purchases and exports. For overall final demand, expansion to include final demand services represents an even larger increase in coverage. In December 2022, final demand goods were about 30.7 percent of overall final demand, final demand services were roughly 66.6 percent, and final demand construction was about 2.7 percent of final demand. Within intermediate demand, coverage of services for intermediate demand resulted in about a 45 percent increase in coverage of the intermediate demand portion of the economy.

FD-ID indexes are constructed from commodity-based producer output price indexes. Commodities are allocated to aggregate indexes primarily based on the type of buyer. The main source of data used to determine the type of buyer is the "Use of commodities by industries, before redefinition," table

from the Benchmark Input-Output Accounts of the U.S. In many cases, the same commodity is purchased by different types of buyers. As a result, commodities are often included in several FD-ID indexes. For example, regular gasoline is purchased for personal consumption, export, government use, and business use. The PPI program publishes only one commodity index for regular gasoline (wpu057104), reflecting sales to all types of buyers, and this index is used in all aggregations regardless of whether the gasoline is sold for personal consumption, as an export, to government, or to businesses. Proportions based on BEA "Use of Commodities" data are used to allocate the correct portion of the total weight of gasoline to each use category. In cases when buyer type is an important price determining characteristic, indexes are created based on specific buyer type. For example, within the PPI category for loan services, separate indexes for consumer loans and business loans were constructed. For more information relating to the FD-ID structure, see "A new, experimental system of indexes from the PPI program" in the February 2011 *Monthly Labor Review*.

Final Demand: The final demand portion of the FD-ID structure measures price change for commodities sold for personal consumption, capital investment, government, and export. The system is composed of six main price indexes: final demand goods; final demand trade services; final demand transportation and warehousing services; final demand services less trade, transportation, and warehousing; final demand construction; and overall final demand.

The final demand goods index measures price change for both unprocessed and processed goods sold to final demand. Fresh fruits sold to consumers and computers sold for capital investment are examples of transactions included in the final demand goods price index. The final demand trade services index measures price change for the retailing and wholesaling of merchandise sold to final demand, generally without transformation. (Trade indexes measure changes in margins received by wholesalers and retailers.) The final demand transportation and warehousing services index tracks price change for transportation of passengers, as well as, transportation of cargo sold to final demand, and also includes prices for warehousing and storage of goods sold to final demand. The final demand services less trade, transportation, and warehousing index measures price change for all services other than trade and transportation sold to final demand. Publishing, banking, lodging, and health care are examples of these services. The final demand construction index tracks price change for new construction, as well as maintenance and repair construction sold to final demand. Construction of office buildings is an example of a commodity that would be included in the final demand construction index. Lastly, the overall final demand index tracks price change for all types of commodities sold to final demand by combining the five final demand component indexes described above.

Intermediate Demand: The intermediate demand portion of the FD-ID system tracks price change for goods, services, and construction products sold to businesses as inputs to

production, excluding capital investment. The system includes two parallel treatments of intermediate demand. The first treatment organizes intermediate demand commodities by type. The second organizes intermediate demand commodities into production stages, with the explicit goal of developing a forward-flow model of production and price change.

The intermediate demand by commodity type portion of the system organizes commodities by similarity of product. The system is composed of six main price indexes: unprocessed goods for intermediate demand; processed goods for intermediate demand; intermediate demand trade services; intermediate demand transportation and warehousing services; intermediate demand services less trade, transportation, and warehousing; and intermediate demand construction.

The unprocessed goods for intermediate demand price index measures price change for goods sold to businesses as inputs to production that have undergone no fabrication. Crude petroleum sold to refineries is an example of an unprocessed good sold to intermediate demand. The processed goods for intermediate demand index tracks price change for fabricated goods sold as business inputs. Examples include car parts sold to car manufacturers and gasoline sold to trucking companies. The index for trade services for intermediate demand measures price change for the services of retailing and wholesaling goods purchased by businesses as inputs to production. The intermediate demand transportation and warehousing services index measures price change for business travel, as well as, transportation and warehousing of cargo sold to intermediate demand. The intermediate demand services less trade, transportation, and warehousing index measures price change for services other than trade, transportation, and warehousing sold as inputs to production. Legal and accounting services purchased by businesses are examples of intermediate demand services excluding trade, transportation, and warehousing. Finally, the construction for intermediate demand index measures price change for construction purchased by firms as inputs to production. The index for construction for intermediate demand tracks price change for maintenance and repair construction purchased by firms.

The production flow treatment of intermediate demand is a stage-based system of price indexes. These indexes can be used to study price transmission across stages of production and final demand. This system is constructed in a manner that maximizes forward flow of production between stages, while minimizing back-flow of production. The production flow treatment contains four main indexes: intermediate demand stage 1, intermediate demand stage 2, intermediate demand stage 3, and intermediate demand stage 4.

Indexes for the four stages were developed by first assigning each industry in the economy to one of four stages of production, where industries assigned to the fourth stage primarily produce output consumed as final demand, industries in the third stage primarily produce output consumed by stage 4 industries, industries assigned to the second stage primarily produce output consumed by stage 3 industries, and industries assigned to the first stage produce output primarily consumed by stage 2 industries. The four indexes then track prices for the net inputs consumed by industries in each of the four stages of production. The stage 4

intermediate demand index, for example, tracks price change for inputs consumed, but not produced, by industries included in the fourth stage of production. Hence, the index tracks price change in inputs to industries that primarily produce final demand commodities (stage 4 producers primarily produce commodities sold to final demand).

Examples of heavily weighted goods-producing industries in stage 4 include the manufacture of light trucks and utility vehicles, automobiles, and pharmaceuticals. Retail trade, food service and drinking places, and hospitals are examples of heavily weighted service industries included in stage 4. Stage 4 also includes all new construction industries. Examples of goods consumed by stage 4 industries include motor vehicle parts, commercial electric power, plastic construction products, biological products, and beef and veal. Engineering services, machinery and equipment wholesaling, long distance motor carrying, and legal services constitute examples of services consumed by stage 4 industries.

Examples of highly weighted goods-producing industries included in stage 3 are motor vehicle parts manufacturing, animal (except poultry) slaughtering and processing, and semiconductor manufacturing. Services industries classified in stage 3 include wholesale trade; insurance carriers; architecture, engineering, and related services; and hotels and motels. Examples of goods consumed by stage 3 industries include slaughter steers and heifers, industrial electric power, and hot rolled steel bars, plates, and structural shapes. Services commonly consumed by stage 3 industries include commissions from sales of property and casualty insurance, business loans, temporary help services, and administrative and general management consulting services.

Petroleum refineries; electricity generation, transmission, and distribution; natural gas distribution; cattle ranching and farming; and plastic materials and resin manufacturing are among the goods-based industries assigned to stage 2. Services industries that are heavily weighted in stage 2 include management of companies and enterprises; non-depository credit intermediation; insurance agencies and brokerages; and services to buildings and dwellings. Goods commonly purchased by stage 2 industries include crude oil, natural gas, formula feeds, and primary basic organic chemicals. Services that are heavily weighted in the intermediate demand stage 2 index are legal services, business loans, and cellular phone and other wireless telecommunication.

Goods producing industries in stage 1 include oil and gas extraction, paper mills, and grain farming. Real estate, legal services, and advertising services are examples of highly weighted services industries included in stage 1. Examples of goods consumed by stage 1 industries are commercial and industrial electric power and gasoline. Services commonly consumed by stage 1 industries include solid waste collection, chemicals and allied products wholesaling, and guestroom or unit rental. It should be noted that all inputs purchased by stage 1 industries are by definition produced either within stage 1 or by latter stages of processing, leaving stage 1 less useful for price transmission analysis. For additional information on industry stage assignments, see www.bls.gov/ppi/fd-id/ppi-intermediate-demand-by-production-flow-industry-stage-assignments.htm.

Comparing the PPI with CPI

Although some data users utilize the PPI as a potential indicator of the Consumer Price Index (CPI), there are many reasons why the PPI and the CPI may diverge. The scope of the personal consumption portion of the PPI includes all marketable output sold by domestic producers for households. The scope of the CPI includes goods and services provided by business or government, where explicit user charges are paid by consumers. For example, the most heavily weighted item in the CPI, owners' equivalent rent, is excluded from the PPI. The scope of the CPI includes imports. The PPI excludes imports. The CPI only includes components of personal consumption directly paid for by the consumers, while the PPI includes components of personal consumption that may not be paid for by consumers. For example, the PPI includes medical services paid for by third parties. In contrast to CPI, PPI does not completely cover services. PPIs exclude taxes, since they do not represent producer revenue. Conversely, sales and other taxes paid by consumers are part of household expenditure and are included in the CPI. Additional technical differences between PPI and CPI also exist. For more information see "Comparing new final demand producer price indexes with other Government price indexes," *Monthly Labor Review*, January 2014, at www.bls.gov/opub/mlr/.

Commodity Indexes

The commodity classification of the PPI organizes goods, services, and construction by similarity of product or end use, disregarding industry of origin. With the release of data for July 2009, PPI expanded its commodity structure to include indexes for services and construction products. Prior to this date, the PPI commodity structure only included products from goods producing sectors. Table 9 of the *PPI Detailed Report* includes data for commodity indexes, organized in a hierarchal structure, including major groupings, subgroups, product classes, sub-product classes, and individual items.

Industry Net-Output Price Indexes

PPIs for the net output of industries and their products are grouped according to the North American Industry Classification System (NAICS). Prior to the release of January 2004, industry-based PPIs were published according to the Standard Industrial Classification (SIC) system. Industry price indexes are compatible with other economic time series organized by industry, such as data on employment, wages, and productivity. Table 11 of the *PPI Detailed Report* includes data for NAICS industries and industry groups (3-, 4-, 5-, and 6-digit codes), Census product classes (7- and 8-digit codes), products (9-digit codes), more detailed sub-products (11-digit codes), and, for some industries, indexes for other sources of revenue.

Indexes may represent one of three kinds of product categories. Every industry has primary product indexes that show changes in prices received by establishments classified in the industry for products made primarily, but not necessarily exclusively, by that industry. The industry classification of an establishment is determined by which products make up a plurality of its total shipment value. In

addition, most industries have secondary product indexes that show changes in prices received by establishments for products chiefly made in some other industry. Some industries have miscellaneous receipts indexes that track price changes for other sources of revenue received by establishments within the industry that are not derived from sales of their products; for example, resales of purchased materials, or revenues from parking lots owned by a manufacturing plant.

Data Collection

PPIs are constructed using selling prices reported by establishments of all sizes, selected by probability sampling, with the probability of selection proportionate to size. Individual items and transaction terms also are chosen by probability proportionate to size. BLS strongly encourages cooperating companies to supply actual transaction prices at the time of shipment to minimize the use of list prices. Prices submitted by survey respondents are effective on the Tuesday of the week containing the 13th day of the month. The survey is conducted online via the BLS Internet Data Collection Facility (IDCF). Data provided by survey respondents are supplemented with data from other sources for some areas.

Price data are provided by survey respondents on a voluntary and confidential basis; only sworn BLS employees are allowed access to individual company price reports. BLS publishes price indexes, not actual prices. All PPIs are subject to monthly revisions up to 4 months after original publication to reflect the availability of late reports and corrections by respondents.

BLS periodically updates the PPI sample of survey respondents to better reflect current conditions when the structure, membership, technology, or product mix of an industry shifts significantly and to spread reporting burden among smaller firms. Information on these resampling efforts are noted in the *PPI News Release* and *PPI Detailed Report* in the months they occur.

As part of an ongoing effort to expand coverage to sectors of the economy other than mining and manufacturing, an increasing number of service and construction sector industries have been introduced into the PPI. The following list of industries introduced since the mid-1990s includes the month and year in which an article describing the industry's content appeared in the *PPI Detailed Report*.

Service and construction sector industries introduced into the Producer Price Index, by SIC or NAICS code at their date of introduction and the *PPI Detailed Report* issue that announces their introduction

Title	Code	<i>PPI Detailed Report</i> Issue
	SIC	
Wireless telecommunications	4812	July 1999
Telephone communications, except radio telephone	4813	July 1995
Television broadcasting	4833	July 2002
Grocery stores	5411	July 2000
Meat and fish (seafood) markets	5421	July 2000
Fruit and vegetable markets	5431	July 2000
Candy, nut, and confectionery stores ...	5441	July 2000

Title	Code	PPI Detailed Report Issue
SIC		
Retail bakeries	5461	July 2000
Miscellaneous food stores	5499	July 2000
New car dealers	5511	July 2000
Gasoline service stations	5541	January 2002
Boat dealers	5551	January 2002
Recreational vehicle dealers	5561	January 2002
Miscellaneous retail	59	January 2001
Security brokers, dealers, and investment bankers	6211	January 2001
Investment advice	6282	January 2003
Life insurance carriers	6311	January 1999
Property and casualty insurance	6331	July 1998
Insurance agencies and brokerages ...	6412	January 2003
Operators and lessors of nonresidential buildings	6512	January 1996
Real estate agents and managers	6531	January 1996
Prepackaged software	7372	January 1998
Data processing services	7374	January 2002
Home health care services	8082	January 1997
Legal services	8111	January 1997
Engineering design, analysis, and consulting services	8711	January 1997
Architectural design, analysis, and consulting services	8712	January 1997
Premiums for property and casualty insurance	9331	July 1998
NAICS		
New Industrial building construction	236211	January 2008
New warehouse building construction ..	236221	July 2005
New school construction	236222	July 2006
New office construction	236223	January 2007
New health care building construction..	236224	January 2013
Concrete contractors, nonresidential building work	23811X	July 2008
Roofing contractors, nonresidential building work	23816X	July 2008
Electrical contractors, nonresidential building work	23821X	July 2008
Plumbing / HVAC contractors, nonresidential building work	23822X	July 2008
Merchant wholesalers, durable goods..	423	July 2005
Merchant wholesalers, nondurable goods	424	July 2005
Electronics and appliance stores	443	January 2004
Building material and garden equipment and supplies dealers.....	444	January 2004
Sporting goods, hobby, book, and music stores	451	January 2004
General merchandise stores	452	January 2004
Miscellaneous store retailers	453	January 2004
Pipeline transportation of natural gas....	486210	June 2022
Internet service providers	518111	July 2005
Internet publishing and web search portals	519130	January 2010
Commercial banking	522110	January 2005
Savings institutions	522120	January 2005
Direct health and medical insurance carriers	524114	July 2004

Title	Code	PPI Detailed Report Issue
NAICS		
Construction, mining, and forestry machinery and equipment rental and leasing	532412	January 2005
Management consulting services	541610	January 2007
Security guards and patrol services	561612	July 2005
Offices of dentists	621210	January 2011
Blood and organ banks	621991	January 2007
Amusement and theme parks	713110	July 2006
Golf courses and country clubs	713910	July 2006
Fitness and recreational sports centers.	713940	July 2005
Commercial machinery repair and maintenance.....	811310	July 2007

Weights

Weights for most commodity groupings of the PPI, as well as, weights for commodity-based aggregate indexes calculated from commodity groupings, such as FD-ID indexes, currently reflect 2017 values of shipments as reported in the *Census of Manufactures* and other sources. From January 2018 to December 2022, PPI weights were derived from 2012 shipment values. Industry indexes now are calculated under the 2022 NAICS structure utilizing 2017 value of shipment weights and 2012 net output ratios. The periodic update of the value weights used to calculate the PPI is done to more accurately reflect changes in production and marketing patterns in the economy.

Net output values of shipments are used as weights for industry indexes. Net output values refer to the value of shipments from establishments within the industry to buyers outside the industry. However, weights for commodity indexes are based on gross shipment values, including values of shipments between establishments within the same industry. As a result, broad commodity grouping indexes, such as the PPI for All Commodities (which is composed of major commodity groupings 01 through 15), are affected by the multiple counting of price change at successive stages of processing, which can lead to exaggerated or misleading signals about inflation. The intermediate demand by commodity type FD-ID indexes partially correct for this defect, but industry indexes, final demand FD-ID indexes, and intermediate demand by production flow FD-ID indexes consistently correct for this at all levels of aggregation. Therefore, industry and FD-ID indexes are more appropriate than broad commodity groupings for analysis of general price trends.

Price Index Reference Base

Effective with publication of January 1988 data, many important PPI series (including most commodity groups and individual items) were placed on a new reference base, 1982 = 100. From 1971 through 1987, the standard reference base for most PPI series was 1967 = 100. Except for rounding differences, the shift to the new reference base did not alter any previously published percent changes for affected PPI series. (See "Calculating Index Changes," below.) The 1982

reference base is not used for commodity indexes with a base later than December 1981 or for industry net output indexes and their products. The FD-ID indexes typically have a reference base of November 2009 = 100.

For further information on the underlying concepts and methodology of the Producer Price Index, see chapter 14, “Producer Prices,” in the *BLS Handbook of Methods*. This chapter can be downloaded from the BLS Web site at www.bls.gov/opub/hom/homch14.htm.

Calculating Index Changes

Each PPI measures price changes from a reference period that equals 100.0. An increase of 5.5 percent from the reference period in the Final Demand Goods Price Index, for example, is shown as 105.5. This change also can be expressed in dollars, as follows: prices received by domestic producers of a sample of final demand goods have risen from \$100 in November 2009 to \$105.50. Likewise, a current index of 90.0 would indicate that prices received by producers of final demand goods are 10 percent lower than they were in November 2009.

Movements of price indexes from one month to another are usually expressed as percent changes, rather than as changes in index points. Index point changes are affected by the level of the index in relation to its base period, whereas percent changes are not. The following example shows the computation of index point and percent changes.

Index point change

Final Demand Goods Price Index	107.5
Less previous index	104.0
Equals index point change	3.5

Index percent change

Index point change	3.5
Divided by the previous index	104.0
Equals	0.034
Result multiplied by 100	0.034 x 100
Equals percent change	3.4

Seasonally Adjusted and Unadjusted Data

Because price data are used for different purposes by different groups, BLS publishes seasonally adjusted and unadjusted changes each month. Seasonally adjusted data are preferred for analyzing general price trends in the economy because these data eliminate the effect of changes that normally occur at about the same time, and in about the same magnitude, every year—such as price movements resulting from normal weather patterns, regular production and marketing cycles, model changeovers, seasonal discounts, and holidays. For these reasons, seasonally adjusted data more clearly reveal underlying trends. Unadjusted data are of primary interest to users who need information that can be related to actual dollar values of transactions. Individuals requiring this information include marketing specialists, purchasing agents, budget and cost analysts, contract specialists, and commodity traders. It is the unadjusted data

that are generally cited when escalating long-term contracts such as purchasing agreements or real estate leases. For more information, see *Price Adjustment Guide for Contracting Parties*, on the Web at: www.bls.gov/ppi/publications/price-adjustment-guide-for-contracting-parties.htm.

Seasonal adjustment is accomplished using X-13 ARIMA, a software package published by the U.S. Census Bureau. Each year, the seasonal status of most commodity indexes is reevaluated to reflect more recent price behavior. Industry net output indexes are not seasonally adjusted. For time series that exhibit seasonal pricing patterns, new seasonal factors are estimated and applied to the unadjusted data from the prior 5 years. Updated seasonally adjusted indexes replace the most recent 5 years of seasonal data.

Seasonal factors may be applied to series using either a direct or an aggregative method. Generally, commodity indexes are seasonally adjusted using direct seasonal adjustment, which produces a more complete elimination of seasonal movements than does the aggregative method. However, the direct seasonal adjustment process may not yield figures that possess additive consistency. Thus, a seasonally adjusted index for a broad category that is directly adjusted may not be logically consistent with all seasonally adjusted indexes for its components. Seasonal movements for FD-ID indexes are derived indirectly through an aggregative method that combines movements of a wide variety of subproduct class (six-digit) series.

Seasonally adjusted indexes can become problematic when previously stable and predictable price patterns abruptly change. If the new pattern persists, the seasonal adjustment method will eventually reflect it; if the pattern keeps shifting, however, seasonally adjusted data will become chronically troublesome. This problem occurs relatively infrequently for farm and food-related products, but has more often affected manufactured products such as automobiles and steel.

Since January 1988, the PPI has used Intervention Analysis Seasonal Adjustment methods to enhance the calculation of seasonal factors. With this technique, outlier values that may distort the seasonal pattern are removed from the data prior to applying the standard seasonal factor estimation procedure. For example, a possible economic cause for large price movements for petroleum-based products might have been the COVID-19 pandemic. In this case, intervention techniques allowed for better estimates of seasonally adjusted data. On the whole, very few series have required intervention. Out of over 400 seasonally adjusted commodity series, 69 were subject to intervention in 2023.

For more information relating to seasonal adjustment methods, see “PPI and CPI Seasonal Adjustment: an Update” in the July 2010 *Monthly Labor Review*, and “PPI and CPI Seasonal Adjustment During the COVID-19 Pandemic” in the May 2022 *Monthly Labor Review*.

Producer Price Index Data on the Internet

In 1995, the BLS began posting PPI series, news releases, and technical information to the internet. There were more than 13 million instances of PPI data being downloaded from the BLS website during 2022.

Retrieving PPI data from the PPI Web site

PPI data can be obtained online (www.bls.gov/ppi). On this page, under the tab labeled “Featured PPI databases” links provide the following methods of data retrieval:

- **Top Picks** is a form-based application for both Industry Data and Commodity Data that allows the user to quickly obtain PPI time series data by selecting the high-level aggregate and other commonly requested time series, including the All Commodities Index and the FD-ID indexes (for example, Final Demand). Within each list, any one—or all—of the time series shown can be selected. A user can modify the date range and output options after executing the query, using the reformat button above the data output table.
- **One-Screen Data Search and Multi-Screen Data Search** are form-based query applications for both Industry Data and Commodity Data designed for users unfamiliar with the PPI coding structure. These applications guide a user through the PPI classification by listing index titles and do not require knowledge of commodity or industry codes. Data retrieved are based on a query formulated by selecting data characteristics from lists provided. Two options are available to create customized tables, depending on a user’s browser capability. The one-screen option is a JavaScript application that uses a single screen to guide a user through the available time series data. The second option is a multiple-screen, non-Java-based application. Both methods allow a user to browse the PPI coding structure and select multiple series. Users can modify the date range and output options after executing the query using the reformat button above the data output table.
- **Series Report** is a form-based application that allows users to input multiple, formatted PPI time series identifiers (commodity or industry codes) as inputs in extracting data according to a specified set of date ranges and output options. This application provides the most efficient path for users who are familiar with the format of PPI time series identifiers. There are five alphabetic prefixes used to create unique PPI time series identifiers: WP, WD, PC, PD, and ND. Each provides the user access to a different PPI database. Adding either a “u” (not seasonally adjusted) or an “s” (seasonally adjusted) to the end of these prefixes further specifies the type of data needed.

EXAMPLES

For commodity and FD-ID indexes, series identifiers combine a “wpu” prefix (not seasonally adjusted) or a “wps” prefix (seasonally adjusted) with a commodity code.

<u>Commodity code</u>	<u>Provides data for:</u>
wps141101	Passenger cars, seasonally adjusted
wpu141101	Passenger cars, not seasonally adjusted
wpufd4	Final demand, not seasonally adjusted
wpsid63	Services for intermediate demand, seasonally adjusted

For discontinued commodity indexes, series identifiers combine a “wdu” prefix (not seasonally adjusted) or a “wds” prefix (seasonally adjusted) with a commodity code.

<u>Commodity code</u>	<u>Provides data for:</u>
wds019	Other farm products, seasonally adjusted
wdu0635	Preparations, ethical (prescription), not seasonally adjusted
wdusi138011	Stainless steel mill products, not seasonally adjusted

Current price indexes grouped by industry according to NAICS have series identifiers that begin with the prefix “pcu.” After the prefix, there are 12 digits (the 6-digit industry code is listed twice) followed by up to 7 alphanumeric characters identifying product detail. Dashes are used as placeholders for higher-level industry group codes.

<u>Industry-product code, current NAICS series</u>	<u>Provides data for:</u>
pcu325---325---	Chemical manufacturing
pcu336110336110	Automobile and light duty motor vehicle manufacturing
pcu621111621111411	Offices of physicians, one- and two-physician practices and single-specialty group practices, general/family practice

Discontinued industry-product codes based on SIC combine a “pdu” prefix and “#” between the fourth and fifth characters of the product code. Series identifiers for the discontinued dataset use underscores as placeholders to complete a reference to an SIC industry group code of fewer than four digits. (All PPI industry-based indexes organized by SIC were discontinued with the introduction of NAICS in 2004.)

<u>Industry-product code, discontinued SIC series</u>	<u>Provides data for:</u>
pdu28_#	Chemicals and allied products
pdu331_#	Blast furnaces, steel works, and rolling and finishing mills
pdu3711#111	Passenger cars

Price indexes for discontinued series grouped by industry according to NAICS have identifiers that begin with the prefix “ndu”. After the prefix, there are 12 numeric digits (the 6-digit industry code is listed twice), and up to 7 additional alphanumeric characters that identify product detail. Dashes are used as placeholders for higher-level group codes.

*Industry-product code,
discontinued NAICS series*
ndu212231212231
ndu2122312122312
ndu212231212231214

Provides data for
Lead and zinc ore mining
Lead, zinc concentrates
Lead concentrates

- **Text Files** are best suited for users requiring access to either a large volume of time series data or other PPI-related documentation, such as seasonal factor tables and relative importance tables. The text files can be accessed at download.bls.gov/ or directly from links on the “PPI Databases” page or the PPI homepage. Data and documentation available for download include the following:

Industry Data	<u>Directory:</u> /pub/time.series/pc
Industry Data - Discontinued (NAICS basis)	/pub/time.series/nd
(SIC basis)	/pub/time.series/pd
Commodity Data (incl. FD-ID)	/pub/time.series/wp
Commodity Data – Discontinued	/pub/time.series/wd
Special requests	/pub/special.requests/ppi

Additional information

The PPI homepage (www.bls.gov/ppi) contains additional information regarding PPI data and methodology. The “PPI Publications” section of the homepage provides PPI news releases, both current and archived, as well as general PPI information. The “PPI Tables” section provides relative importance and seasonal factor tables. The remaining sections offer special notices and publications pertaining to PPI methodology and applications.

For questions or comments regarding PPI data classification, methodology, or data availability on the Internet, call or e-mail the Section of Index Analysis and Public Information at (202) 691-7705 or ppi-info@bls.gov. If you are deaf, hard of hearing, or have a speech disability, please dial 7-1-1 to access telecommunications relay services.