

Puerto Rico: Price Movements of Top Exports and Other Highlights

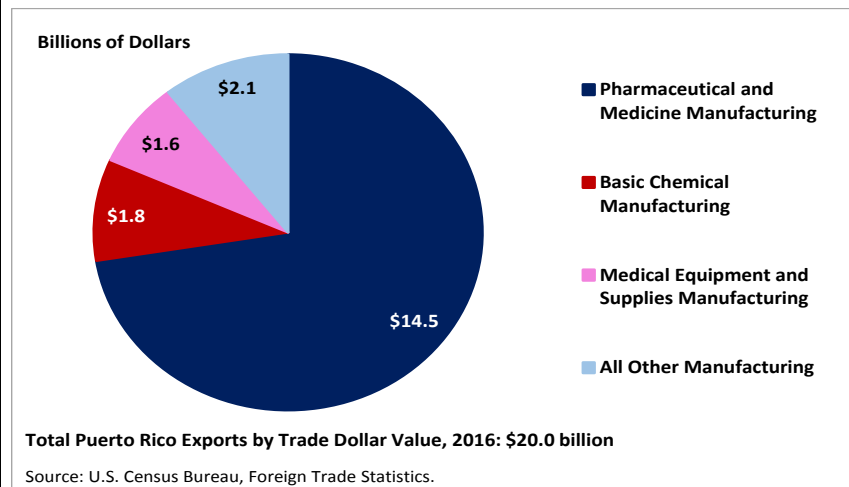
January 2018

www.bls.gov/mxp

The import and export price indexes for the United States include imports and exports traded by Puerto Rico and other U.S. territories. Total exports for Puerto Rico were just under \$20.0 billion in 2016. Export prices for pharmaceutical and medicine manufacturing remained unchanged for the last quarter of 2017. The export price index for basic chemical manufacturing rose between September and December and the price index for export medical equipment and supplies manufacturing declined. Export prices for overall manufacturing increased 0.2 percent during the same period.



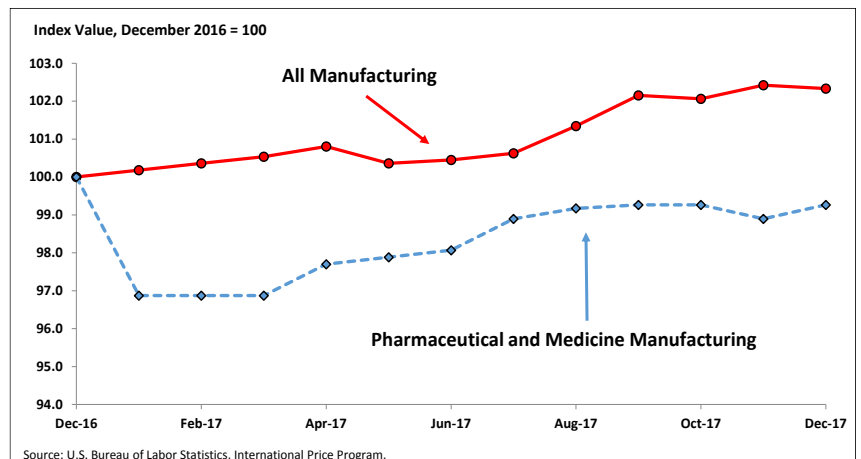
Top Puerto Rico Exports by Trade Dollar Value, 2016



- In 2016, pharmaceutical and medicine manufacturing was the largest export for Puerto Rico (\$14.5 billion), comprising 72.4 percent of total exports.
- Basic chemical manufacturing was the second largest export in 2016, with a total of \$1.8 billion in trade value, representing 9.2 percent of total exports.
- The third largest export industry for Puerto Rico in 2016 was medical equipment and supplies manufacturing with an export trade value of \$1.6 billion.

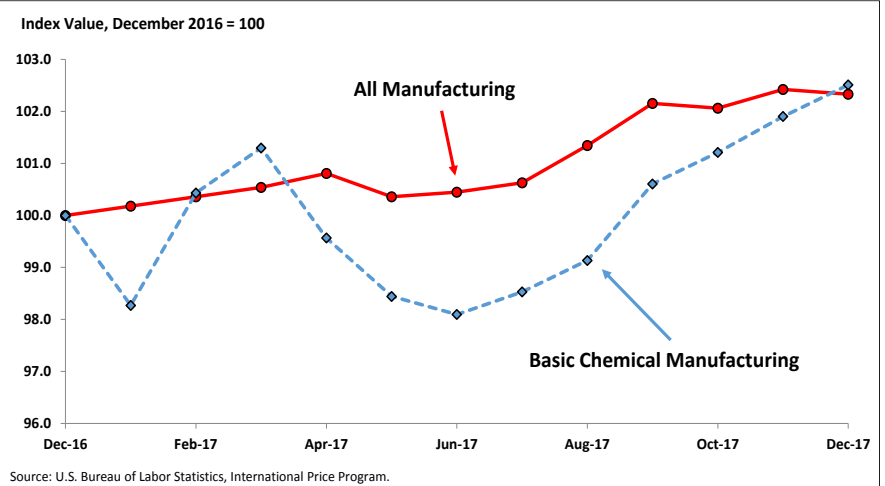
U.S. Export Price Indexes: Pharmaceutical and Medicine Manufacturing

- The pharmaceutical and medicine manufacturing export price index remained unchanged between September and December.
- Pharmaceutical and medicine manufacturing export prices declined 0.7 percent between December 2016 and December 2017.
- The price index for export pharmaceutical and medicine manufacturing has not recorded a calendar-year increase since 2012.

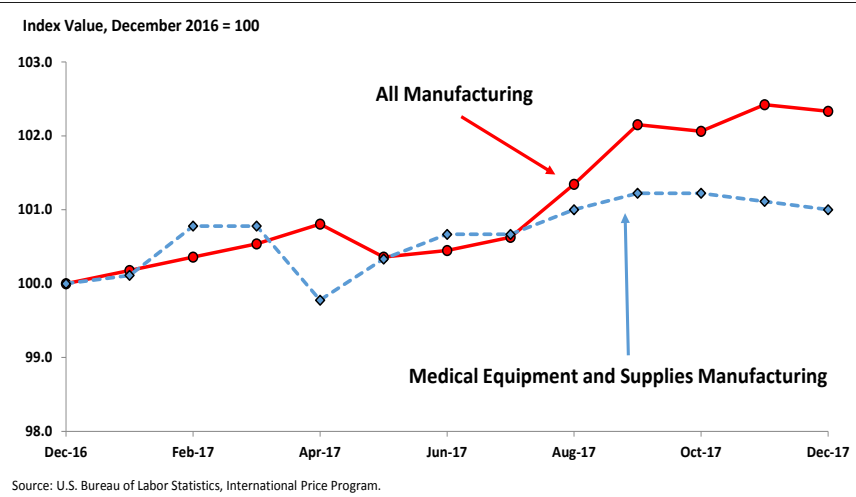


U.S. Export Price Indexes: Basic Chemical Manufacturing

- The export price index for basic chemical manufacturing rose 1.9 percent for the quarter ended in December.
- Prices for basic chemical manufacturing exports increased 2.5 percent for the 12 months ended in December.
- In 2017, basic chemical manufacturing prices recorded the largest annual increase since a 9.9-percent rise in 2011.



U.S. Export Price Indexes: Medical Equipment and Supplies Manufacturing



- Export prices for medical equipment and supplies manufacturing declined 0.2 percent for the 3-month period ended in December.
- Export prices for medical equipment and supplies manufacturing advanced 0.7 percent for the 12 months ended in December.
- Medical equipment and supplies manufacturing export prices recorded the first calendar-year increase since a 0.1-percent advance in 2013.

Top Six Exporting States and Territories for Pharmaceutical and Medicine Manufacturing, 2016

- In 2016, the United States exported over \$57.5 billion of pharmaceutical and medicine manufacturing products.
- Puerto Rico was the top exporter, making up 25.2 percent of the U.S. total.
- Indiana and California were the next largest exporters of pharmaceutical and medicine manufacturing products with \$6.9 billion and \$6.7 billion, respectively.

